

State of Minnesota



**Office of the State Auditor**

Julie Blaha  
State Auditor

---

**2019 Local Government  
Lobbying Services**

## **Description of the Office of the State Auditor**

The mission of the Office of the State Auditor is to oversee local government finances for Minnesota taxpayers by helping to ensure financial integrity and accountability in local governmental financial activities.

Through financial, compliance, and special audits, the State Auditor oversees and ensures that local government funds are used for the purposes intended by law and that local governments hold themselves to the highest standards of financial accountability.

The State Auditor performs approximately 100 financial and compliance audits per year and has oversight responsibilities for over 3,300 local units of government throughout the state. The office currently maintains five divisions:

**Audit Practice** - conducts financial and legal compliance audits of local governments;

**Government Information** - collects and analyzes financial information for cities, towns, counties, and special districts;

**Legal/Special Investigations** - provides legal analysis and counsel to the Office and responds to outside inquiries about Minnesota local government law; as well as investigates allegations of misfeasance, malfeasance, and nonfeasance in local government;

**Pension** - monitors investment, financial, and actuarial reporting for Minnesota's local public pension funds; and

**Tax Increment Financing** - promotes compliance and accountability in local governments' use of tax increment financing through financial and compliance audits.

The State Auditor serves on the State Executive Council, State Board of Investment, Land Exchange Board, Public Employees Retirement Association Board, Minnesota Housing Finance Agency, and the Rural Finance Authority Board.

Office of the State Auditor  
525 Park Street, Suite 500  
Saint Paul, Minnesota 55103  
(651) 296-2551  
state.auditor@osa.state.mn.us  
www.auditor.state.mn.us

This document can be made available in alternative formats upon request. Call (651) 296-2551 [voice] or 1-800-627-3529 [relay service] for assistance; or visit the Office of the State Auditor's web site: [www.auditor.state.mn.us](http://www.auditor.state.mn.us).

# 2019 Local Government Lobbying Services

For the Year Ended December 31, 2019



**July 9, 2020**

Government Information Division  
Office of the State Auditor  
State of Minnesota

**Deputy State Auditor**

Greg Hierlinger

**Staff**

Kathy Docter, *Director of Government Information Division*

John Jernberg, *Research Analysis Specialist*

Christy John, *Research Analyst Intermediate*

Mark Albarado, *Management Analyst 2*

Tiffany O'Neil, *Accounting Officer*

Erin St. Cyr, *Accounting Officer*

This page left blank intentionally

---

# TABLE OF CONTENTS

---

<b>Scope and Methodology.....</b>	<b>1</b>
<b>Executive Summary.....</b>	<b>3</b>
<b>Overview.....</b>	<b>5</b>
<b>Lobbying Services Expenditures by Local Governments.....</b>	<b>6</b>
<b>Staff and Contract Lobbyists.....</b>	<b>6</b>
<b>Reliance on Contract Lobbyists.....</b>	<b>7</b>
<b>Highest Expenditures on Staff and Contract Lobbyists.....</b>	<b>8</b>
<b>Trends in Expenditures for Staff and Contract Lobbyists.....</b>	<b>9</b>
<b>Lobbying Services Expenditures by Associations.....</b>	<b>10</b>
<b>Trends in Lobbying Services Expenditures Made by Associations.....</b>	<b>10</b>
<b>Association Lobbying by Type of Entity.....</b>	<b>11</b>
<b>Multiple Association Memberships.....</b>	<b>11</b>
<b>Associations With the Highest Expenditures on Lobbying Services.....</b>	<b>12</b>
<b>Compensation Paid to Firms or Staff for Lobbying Services.....</b>	<b>13</b>
<b>Data Tables - 2019 Local Government Lobbying Expenditures</b>	
<b>Table 4 - 2019 Local Government Lobbying Expenditures - Employee and Contract Lobbyists.....</b>	<b>17</b>
<b>Table 5 - 2019 Lobbying Expenditures Paid With Association Dues - Listed by Entity.....</b>	<b>29</b>
<b>Table 6 - 2019 Lobbying Expenditures by Associations of Local Governments.....</b>	<b>392</b>
<b>Appendices</b>	
<b>Appendix A - Office of the State Auditor - 2019 Local Government Lobbying Expenditures Reporting Form.....</b>	<b>395</b>
<b>Appendix B - Office of the State Auditor - 2019 Lobbying Cost Reporting Form for Associations of Local Governments.....</b>	<b>401</b>

This page left blank intentionally

---

## Scope and Methodology

---

This report shows the expenditures by local governments and their associations for lobbyists and lobbying. The report is prepared in accordance with Minn. Stat. § 6.76, which states:

*(a) On or before January 31 of each year, all political subdivisions shall report to the state auditor, on forms prescribed by the auditor, their estimated expenditures paid for the previous calendar year to a lobbyist as defined in section 10A.01, subdivision 21, except payments to associations of political subdivisions that are reported under paragraph (b), and to any staff person not registered as a lobbyist, over 25 percent of whose time is spent during the legislative session on legislative matters.*

*(b) Associations of political subdivisions subject to this section shall report annually, on or before January 31, to the state auditor and the association's members the proportionate amount of each member's dues spent for lobbying purposes.*

*(c) For purposes of this section, "political subdivision" has the meaning given in section 6.465, but also includes a metropolitan or regional agency or a public corporation audited by the legislative auditor.*

The Office of the State Auditor has collected and published data on the lobbying services costs of local governments since 1989. This report summarizes expenditures on local government lobbying services during the calendar year 2019 and is intended to inform the public and policymakers of the amount spent by their local government on lobbying services.<sup>1</sup>

The reporting forms used to collect information on the expenditures by local governments and their associations for lobbyists and lobbying are presented as appendices in this report starting on page 395. The list of local government associations was developed by reviewing all associations that were registered with the Campaign Finance and Public Disclosure Board. While the Office of the State Auditor attempted to identify all associations of local governments and provide them forms to fulfill their reporting requirement, it is the responsibility of the associations to comply with the reporting requirement. The expenditures on lobbying services are the amounts self-reported by local governments and local government associations.

---

<sup>1</sup>This report only details local government lobbying expenditures used to influence legislative, administrative, or official actions by Minnesota officials. This report does not detail local government lobbying expenditures at the federal level.

This page left blank intentionally



---

## Executive Summary

---

- Local governments spent a total of \$9.7 million on lobbying activities in 2019. This represents an increase of \$957,530, or 11 percent, over the amount spent on lobbying services in 2018. Of the \$9.7 million spent on lobbying in 2019, \$5.1 million was attributable to local governments using their own staff or hired contract lobbyists, while \$4.6 million was attributable to the lobbying activities of associations of local governments (pgs. 5 and 10).
- In 2019, 110 local governments (three fewer than in 2018) reported that they directly employed staff or hired contract lobbyists. These local governments spent a total of \$5.1 million on staff and contract lobbyists.<sup>2</sup> This was \$529,396, or 12 percent, more than in 2018 (pg. 5).
- Ten of the 110 local governments that directly employed lobbying staff and/or hired contract lobbyists reported over \$100,000 in lobbying services expenditures, for a total of \$2.1 million. These ten local governments accounted for 41 percent of the total amount paid to contract and staff lobbyists in 2019 (pg. 8).
- From 2015 to 2019, total expenditures on staff and contract lobbyists grew nine percent. The amount spent by those using only contract lobbyist grew 17 percent; the amount spent on those using only employees rose 35 percent; and, the amount spent by those using both contract and employee lobbyists decreased six percent (pg. 9).
- Local governments paid dues of \$13.1 million in 2019 to local government associations that also represented their interests before legislative, administrative, or other governmental bodies.<sup>3</sup> These associations spent \$4.6 million on lobbyists and lobbying in 2019, an increase of ten percent over 2018 (pg. 10).
- Among the 25 local government associations that lobbied the Legislature on behalf of their local government members, 12 associations reported expenditures on lobbying/lobbyists in excess of \$100,000 in 2019. These 12 associations accounted for \$3.9 million, or 85 percent, of the total lobbying expenditures of associations in 2019 (pg. 12).

---

<sup>2</sup>These expenditures do not include dues and membership fees paid to local government associations.

<sup>3</sup>The local government associations identified in this report do not include various professional associations that lobby on behalf of specific professional occupations within local governments. For example, Education Minnesota is registered with the Campaign Finance and Public Disclosure Board. However, because the association does not directly represent school districts or school district management personnel, its lobbying expenditures are not included in this report.

This page left blank intentionally

---

## Overview

---

The operation and funding of local governments can be greatly affected by decisions made by the State Legislature. Therefore, it is understandable that those affected by these decisions would want to have representation during the legislative process. This report documents the level of expenditures made by local governments and their associations to perform this function.

According to reports filed with the Office of the State Auditor, local governments spent a total of \$9.7 million on lobbying activities in 2019. This represents an increase of \$957,530, or 11 percent, over the amount spent on lobbying services in 2018. Expenditures on lobbying services often are greater in budget years which have longer legislative sessions. The 2019 Regular Session lasted 133 days, compared to 90 days for the 2018 Regular Legislative Session.

***Expenditures on local government lobbying increased 11 percent between 2018 and 2019.***

In 2019, 110 local governments (three fewer than in 2018) reported that they directly employed staff or hired contract lobbyists. These local governments spent a total of \$5.1 million on staff and contract lobbyists.<sup>4</sup> This was \$529,396, or 12 percent, more than in 2018. Staff and contract lobbyists are paid to provide information to policymakers to influence legislative, administrative, or official actions regarding local governments in Minnesota.

In addition to the \$5.1 million paid directly to staff and contract lobbyists, local governments paid dues of \$13.1 million in 2019 to local government associations that also represented their interests before legislative, administrative, or other governmental bodies.<sup>5</sup> These associations spent \$4.6 million on lobbyists and lobbying in 2019, an increase of ten percent over 2018. Of the \$4.6 million spent on lobbyists and lobbying by these associations, \$3.9 million was funded exclusively through dues. This represents an increase of 12 percent over the \$3.5 million in association dues that were spent on lobbying activities in 2018.

---

<sup>4</sup>These expenditures do not include dues and membership fees paid to local government associations.

<sup>5</sup>The local government associations identified in this report do not include various professional associations that lobby on behalf of specific professional occupations within local governments. For example, Education Minnesota is registered with the Campaign Finance and Public Disclosure Board. However, because the association does not directly represent school districts or school district management personnel, its lobbying expenditures are not included in this report.

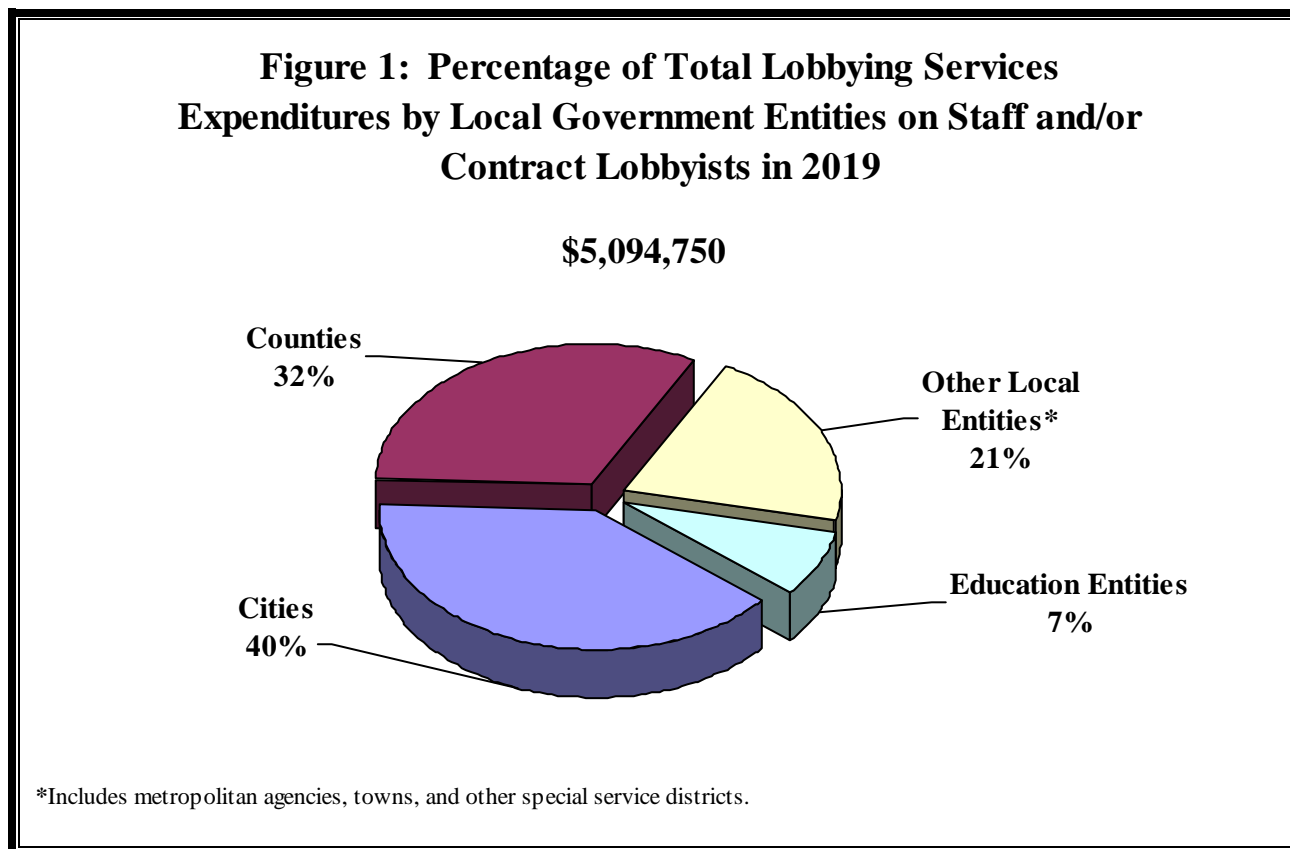
---

# Lobbying Services Expenditures by Local Governments

---

## Staff and Contract Lobbyists

In 2019, 110 local governments, including cities, counties, school districts, and special districts, directly employed staff and/or contracted with professional lobbyists to represent their interests before the Legislature. Table 4 on pages 17 - 28 shows the payments made to these employees and hired professional staff as well as other costs attributable to lobbying efforts. Figure 1 below shows the 2019 percentage of total expenditures on staff and contract lobbyists by type of entity.



Of the 110 reporting entities that employed lobbying staff or hired contract lobbyists in 2019:

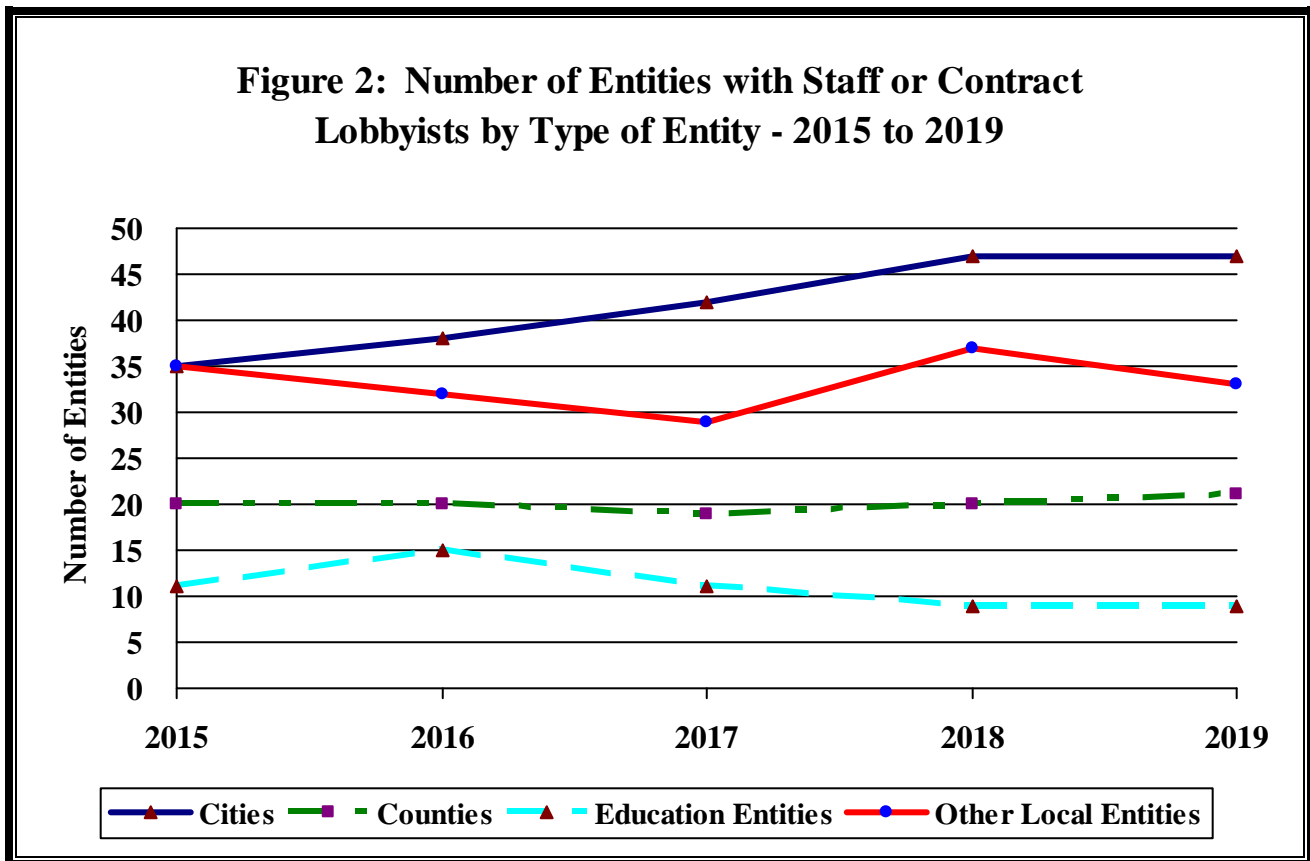
- Forty-seven cities (out of 853) reported a combined total of \$2,009,762 in lobbying services expenditures. This compares to 47 cities and \$1,696,131 in 2018.
- Twenty-one counties (out of 87) reported a combined total of \$1,637,417 in lobbying services expenditures. This compares to 20 counties and \$1,334,751 in 2018.
- Nine education entities (out of 403) reported a combined total of \$379,320 in lobbying services expenditures. This compares to nine entities and \$346,846 in 2018.<sup>6</sup>

---

<sup>6</sup>Does not include charter schools which maintain they are exempt from the reporting requirement.

- Thirty-three metropolitan agencies, towns, and other special districts reported a combined total of \$1,068,251 in lobbying services expenditures. This compares to 37 entities and \$1,187,626 in 2018. The breakdown of entities reporting 2019 lobbying expenses shows one town (out of 1781), six metropolitan agencies (out of six), and 26 other special districts (out of 602).

Over the last five years, the total number of local governments employing staff and/or contact lobbyists has increased from 101 in 2015 to 110 in 2019. This represents an increase of nine percent over the five-year period. Figure 2 below shows the five-year trend on the use of staff and/or contract lobbyists by type of entity.



### Reliance on Contract Lobbyists

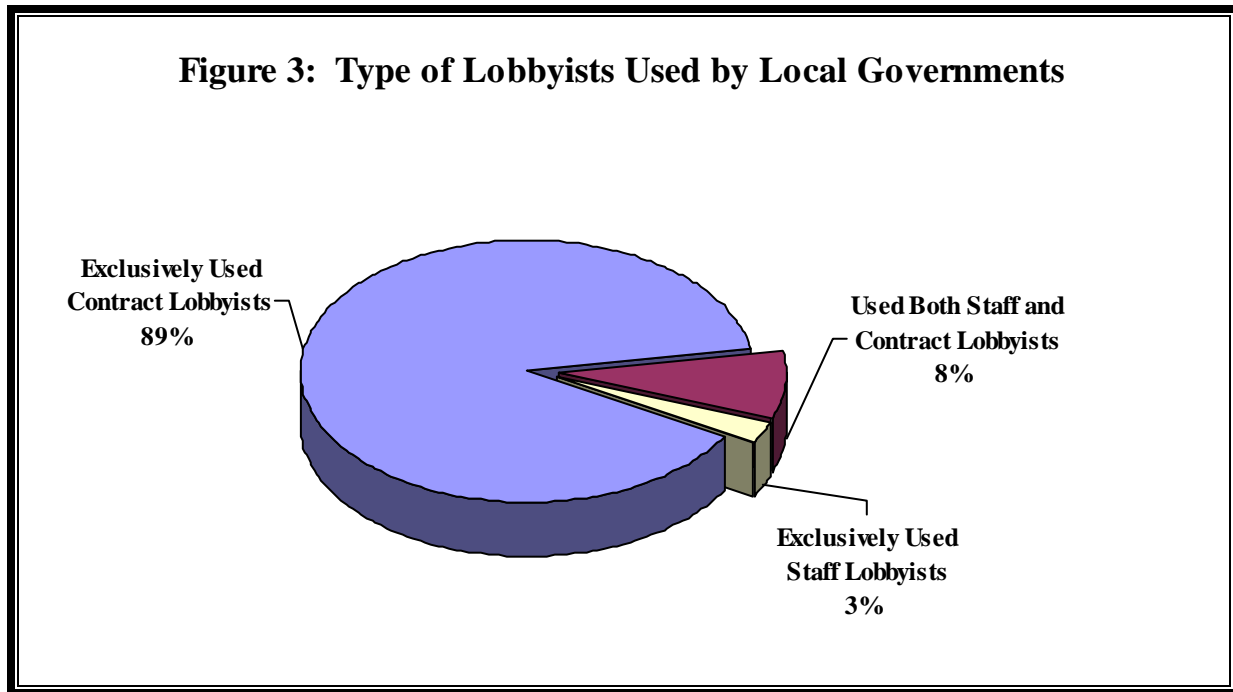
Local governments more frequently use contract lobbyists than utilize their own staff to provide lobbying services. Contract lobbyists accounted for \$3.7 million, or 72 percent, of the total amount spent by those governments using contract or staff lobbyists. Local governments spent \$1.3 million on staff lobbyists to represent their interests before the Legislature and other governmental bodies. In addition, local governments reported an additional \$72,547 in overhead costs related to lobbying services in 2019.

During 2019:

- Three local governments relied entirely on their staff to represent them at the Legislature, one less than in 2018.

- Ninety-seven local governments relied entirely on contract lobbyists to represent their interests, five fewer than in 2018.
- Nine local governments hired contract lobbyists and used their own staff for lobbying, two more than in 2018.
- One local government used neither employees nor contract lobbyists, but sponsored a bus to bring local leaders to the Capitol.

Figure 3 below shows the distribution of entities using staff and/or contract lobbyists by type of lobbyist.



### Highest Expenditures on Staff and Contract Lobbyists

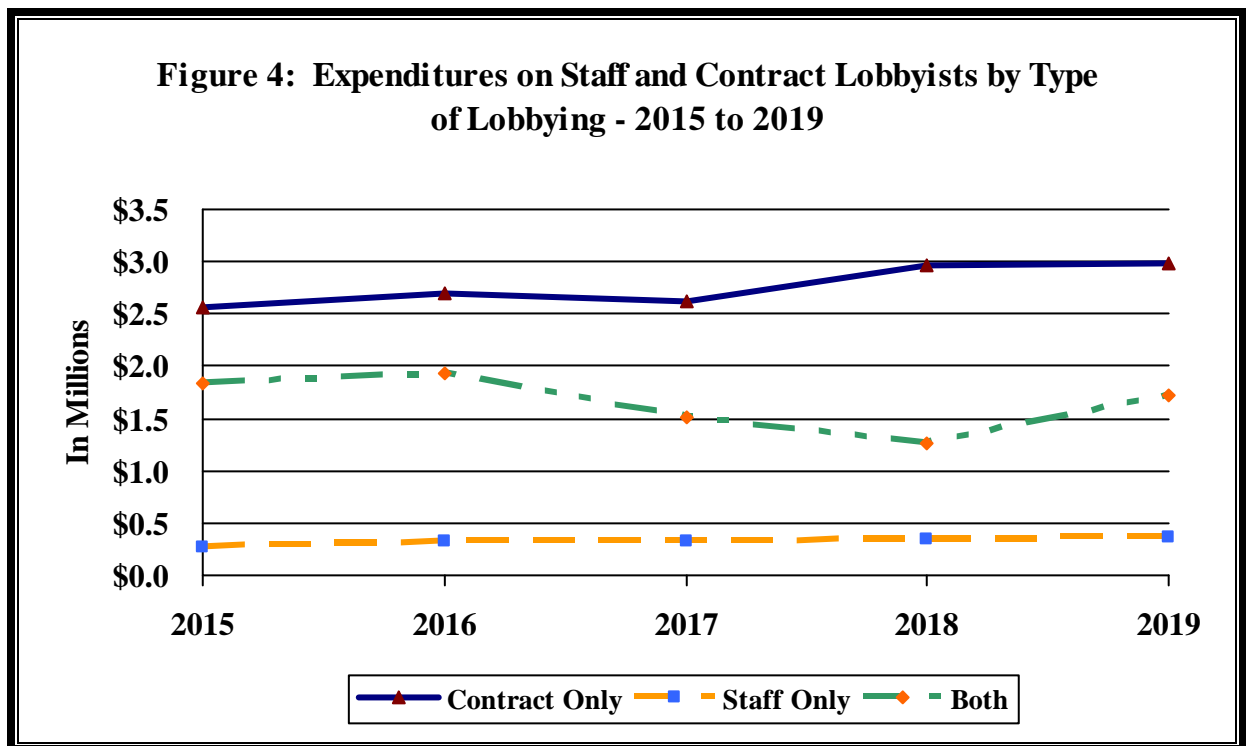
Ten of the 110 local governments that directly employed lobbying staff and/or hired contract lobbyists reported over \$100,000 in lobbying services expenditures, for a total of \$2.1 million. These ten local governments accounted for 41 percent of the total amount paid to contract and staff lobbyists in 2019.

City of Minneapolis	\$510,404	City of Moorhead	\$161,350
Hennepin County	\$358,446	City of Bloomington	\$145,000
Ramsey County	\$205,226	Sherburne County	\$130,400
City of Saint Paul	\$183,875	Dakota County	\$119,446
Saint Louis County	\$176,742	Minneapolis Park and Recreation Board	\$107,000

## Trends in Expenditures for Staff and Contract Lobbyists

The number of entities that reported expenditures on staff and contract lobbyists decreased from 113 in 2018 to 110 in 2019. There were 21 entities that reported lobbying expenditures in 2018 that reported no lobbying expenditures in the 2019 reporting period. There were 18 entities reporting lobbying expenditures in 2019 that reported no lobbying expenditures in the 2018 reporting period.

Figure 4 below shows the long-term trend of expenditures on staff and contract lobbyists for the years 2015 to 2019. Over this period, total expenditures on staff and contract lobbyists grew nine percent. The amount spent by those using only contract lobbyists grew 17 percent; the amount spent on those using only employees rose 35 percent; and, the amount spent by those using both contract and employee lobbyists decreased six percent.



---

## Lobbying Services Expenditures by Associations

---

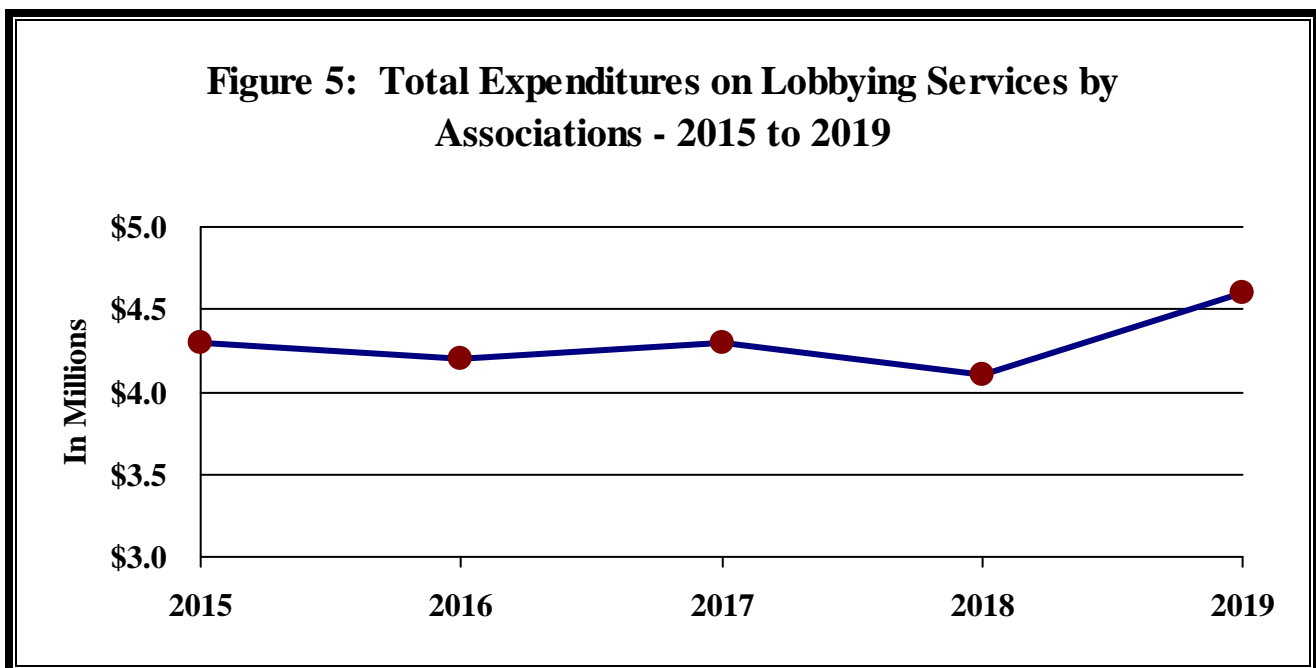
While 110 local governments opted to hire lobbyists or use staff to lobby on their behalf, it is more common for them to rely on various local government associations to represent their interests at the Legislature. These local government associations receive the majority of their funding from membership dues and other public funds. Some associations representing local governments not only lobby on behalf of their members, but also act as service associations. Groups such as the League of Minnesota Cities and the Association of Minnesota Counties provide a wide range of services to their members. For these associations, lobbying services account for a smaller share of their overall expenditures as compared to associations whose primary purpose is lobbying.

Other types of associations are formed for the explicit purpose of lobbying the Legislature on a specific issue or range of issues for which the members share a common interest. Most of these associations hire a lobbyist or a lobbying firm to influence legislative, administrative, or other official actions at the state, regional, or metropolitan level of government. The dues paid by members of these associations generally represent a percentage of the total amount paid to a contract lobbyist.

### Trends in Lobbying Services Expenditures Made by Associations

In addition to the \$5.1 million paid directly to staff and contract lobbyists, local governments paid dues of \$13.1 million in 2019 to local government associations that also represented their interests before legislative, administrative, or other governmental bodies. A total of 25 associations representing local governments reported expenditures on lobbying services totaling \$4.6 million. Of this amount, \$3.9 million, or 85 percent, was funded through the dues of the association members. Total expenditures for lobbying/lobbyists by associations in 2019 increased \$428,134, or ten percent, over the level expended in 2018. Over the five-year period of 2015 to 2019, total expenditures on lobbying services by associations increased \$324,728, or eight percent.

Figure 5 below shows total expenditures on lobbying services by associations from 2015 to 2019.





## Association Lobbying by Type of Entity

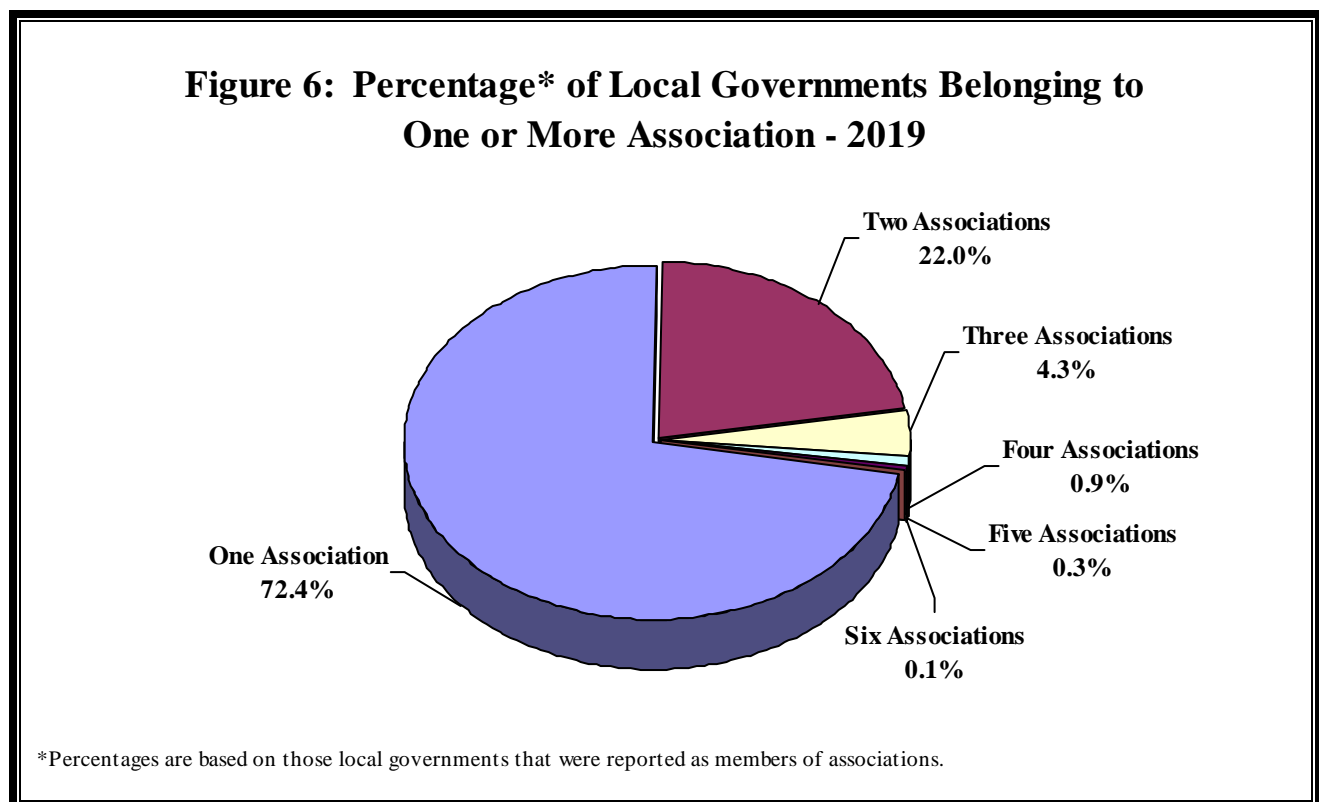
The associations reporting lobbying expenditures included:

- seven associations that represented the interests of cities;
- four associations that represented the interests of counties;
- four associations that represented the interests of school districts;<sup>7</sup>
- one association that represented the interests of townships;
- four associations that represented the interests of special districts; and
- five associations that represented more than one type of local government.

## Multiple Association Memberships

While it is common for local governments to belong to at least one association, some local units belong to several. Of the 3,225 local units of government that belonged to at least one association, there were 181 local units of government that paid dues to three or more associations. This compares to 180 local units of government that paid dues to three or more associations the previous year.

Figure 6 below shows the percentage of local governments that belong to one or more association.



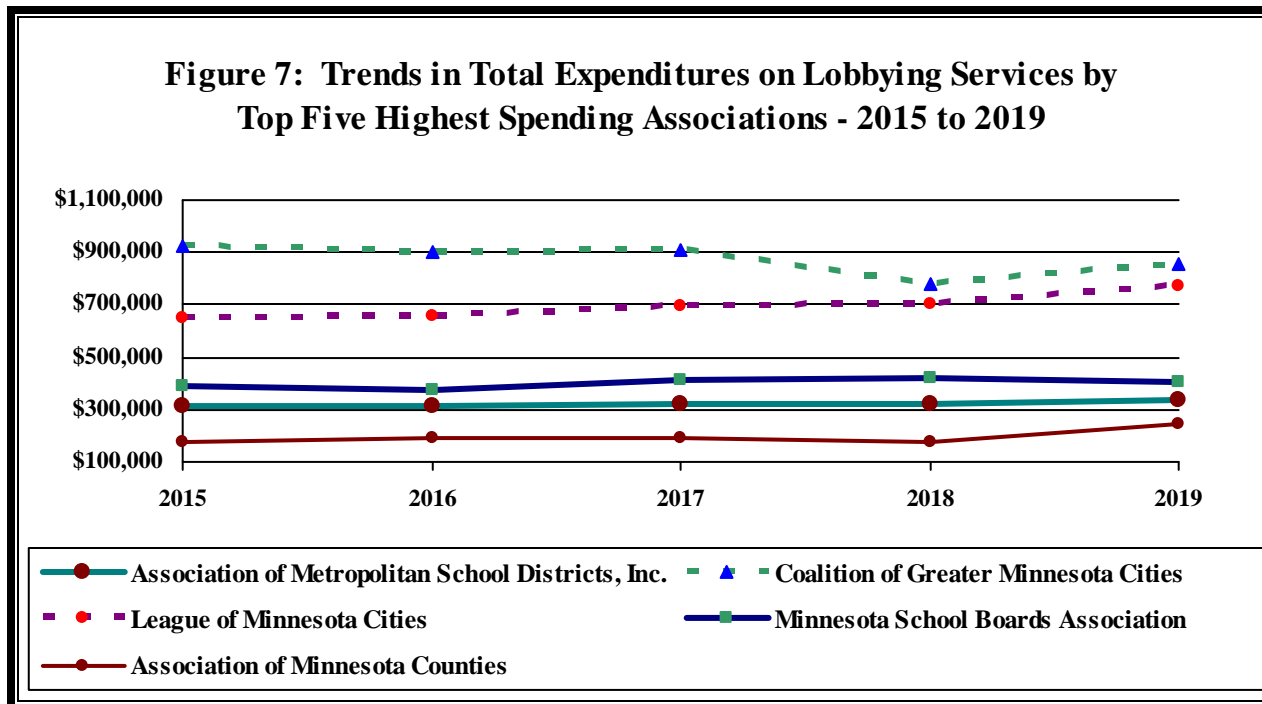
<sup>7</sup>Does not include the Minnesota Association of Charter Schools which maintains it is exempt from the reporting requirements.

## Associations With the Highest Expenditures on Lobbying Services

Among the 25 local government associations that lobbied the Legislature on behalf of their local government members, 12 associations reported expenditures on lobbying/lobbyists in excess of \$100,000 in 2019 (see Table 2 below). These 12 associations accounted for \$3.9 million, or 85 percent, of the total lobbying expenditures of associations in 2019.

Coalition of Greater Minnesota Cities	\$857,978	Minnesota Rural Education Association	\$238,390
League of Minnesota Cities	\$771,167	Schools for Equity in Education	\$225,563
Minnesota School Boards Association	\$407,789	Minnesota Inter-County Association	\$164,917
Association of Metropolitan School Districts, Inc.	\$335,042	Municipal Legislative Commission	\$142,378
Association of Minnesota Counties	\$246,522	Coalition of Utility Cities	\$138,417
Association of Metropolitan Municipalities	\$241,277	North Metro Mayors Association	\$136,092

Figure 7 below shows the five-year trend in lobbying expenditures by the five associations with the highest lobbying expenditures in 2019.



## Compensation Paid to Firms or Staff for Lobbying Services

In 2019, Minnesota local governments or associations of local governments paid 15 firms or lobbyists \$100,000 or more to provide lobbying services.<sup>8</sup> These 15 firms or lobbyists accounted for \$4.1 million, or 43 percent, of total lobbying expenditures. The 15 firms or lobbyists receiving \$100,000 or more in payments from local governments or associations of local governments are listed below in Table 3.

Flaherty and Hood, P.A.	\$895,973	Fryberger, Buchanan, Smith, and Frederick	\$166,616
Lockridge, Grindal, and Nauen, PLLP	\$773,567	Fredrikson and Byron P.A.	\$143,176
Messerli and Kramer	\$432,520	Joel Carlson	\$140,908
Larkin Hoffman Daly and Lindgren, Ltd.	\$280,054	Stinson, Leonard, and Street, LLP	\$140,121
Costin Group	\$235,162	Amundson Strategies, LLC	\$132,738
Capitol Hill Associates	\$181,889	Rice, Michels, and Walther, LLP	\$131,500
Ewald Consulting	\$181,640	John Ongaro	\$108,742
Eugene Ranieri	\$174,747		

<sup>8</sup>The amounts listed are those exclusively attributed to lobbying services. Some of these firms also received money for services they provided to associations or local governments that they determined were not attributable to lobbying. Only the part of an employee's salary and benefits attributed to lobbying was included in this analysis.

This page left blank intentionally

## **Data Tables**

### **2019 Local Government Lobbying Expenditures**

This page left blank intentionally

**Table 4**  
**2019 Local Government Lobbying Expenditures**  
**Employee and Contract Lobbyists**

<b>Name of Entity</b> <b>Contract or Employee Lobbyists</b>	<b>Amount of</b> <b>Contract</b> <b>and</b> <b>Expenses</b>	<b>Salary and</b> <b>Benefits</b> <b>Related to</b> <b>Lobbying**</b>	<b>Employee</b> <b>Expenses</b> <b>Related to</b> <b>Lobbying</b>	<b>All</b> <b>Other</b> <b>Costs*</b>	<b>Total**</b> <b>Lobbying</b> <b>Expenditures</b>
<b>Anoka County</b>					
Faegre and Benson, LLP	45,900	---	---	---	45,900
Ward Einess	45,900	---	---	---	45,900
<b>Total</b>	<b>\$91,800</b>	<b>\$---</b>	<b>\$---</b>	<b>\$---</b>	<b>\$91,800</b>
<b>Buffalo-Red River Watershed District</b>					
Joel Carlson	10,200	---	---	---	10,200
<b>Total</b>	<b>\$10,200</b>	<b>\$---</b>	<b>\$---</b>	<b>\$---</b>	<b>\$10,200</b>
<b>Carver County</b>					
Claire Robling	7,293	---	---	---	7,293
Weber Johnson Public Affairs	15,000	---	---	---	15,000
Administrative/Overhead Costs	---	---	---	1,817	1,817
<b>Total</b>	<b>\$22,293</b>	<b>\$---</b>	<b>\$---</b>	<b>\$1,817</b>	<b>\$24,110</b>
<b>Chisago County</b>					
Larkin Hoffman Daly and Lindgren, Ltd.	82,549	---	---	---	82,549
<b>Total</b>	<b>\$82,549</b>	<b>\$---</b>	<b>\$---</b>	<b>\$---</b>	<b>\$82,549</b>
<b>City of Albertville</b>					
Lockridge, Grindal, and Nauen, PLLP	45,000	---	---	---	45,000
Stinson, Leonard, and Street, LLP	26,333	---	---	---	26,333
<b>Total</b>	<b>\$71,333</b>	<b>\$---</b>	<b>\$---</b>	<b>\$---</b>	<b>\$71,333</b>
<b>City of Annandale</b>					
Flaherty and Hood, P.A.	15,000	---	---	---	15,000
<b>Total</b>	<b>\$15,000</b>	<b>\$---</b>	<b>\$---</b>	<b>\$---</b>	<b>\$15,000</b>
<b>City of Becker</b>					
Lockridge, Grindal, and Nauen, PLLP	19,200	---	---	---	19,200
Flaherty and Hood, P.A.	23,024	---	---	---	23,024
<b>Total</b>	<b>\$42,224</b>	<b>\$---</b>	<b>\$---</b>	<b>\$---</b>	<b>\$42,224</b>
<b>City of Benson</b>					
Flaherty and Hood, P.A.	1,890	---	---	---	1,890
<b>Total</b>	<b>\$1,890</b>	<b>\$---</b>	<b>\$---</b>	<b>\$---</b>	<b>\$1,890</b>
<b>City of Blaine</b>					
Lockridge, Grindal, and Nauen, PLLP	36,000	---	---	---	36,000
<b>Total</b>	<b>\$36,000</b>	<b>\$---</b>	<b>\$---</b>	<b>\$---</b>	<b>\$36,000</b>
<b>City of Bloomington</b>					
Lockridge, Grindal, and Nauen, PLLP	95,000	---	---	---	95,000

\*Includes costs related to the furtherance of the lobbying effort such as, overhead, administration, research, analysis, and communication.

\*\*Totals may not equal the summed individual entries due to rounding.

\*\*\*Formal name is "McGrann, Shea, Anderson, Carnival, Straughn, and Lamb, Chartered".

**Table 4**  
**2019 Local Government Lobbying Expenditures**  
**Employee and Contract Lobbyists**

<u>Name of Entity</u> <u>Contract or Employee Lobbyists</u>	<u>Amount of</u> <u>Contract</u> <u>and</u> <u>Expenses</u>	<u>Salary and</u> <u>Benefits</u> <u>Related to</u> <u>Lobbying**</u>	<u>Employee</u> <u>Expenses</u> <u>Related to</u> <u>Lobbying</u>	<u>All</u> <u>Other</u> <u>Costs*</u>	<u>Total**</u> <u>Lobbying</u> <u>Expenditures</u>
<b>City of Bloomington (Continued)</b>					
Messerli and Kramer	50,000	---	---	---	50,000
<b>Total</b>	<b>\$145,000</b>	<b>\$---</b>	<b>\$---</b>	<b>\$---</b>	<b>\$145,000</b>
<b>City of Buhl</b>					
Costin Group	15,000	---	---	---	15,000
<b>Total</b>	<b>\$15,000</b>	<b>\$---</b>	<b>\$---</b>	<b>\$---</b>	<b>\$15,000</b>
<b>City of Burnsville</b>					
Lockridge, Grindal, and Nauen, PLLP	7,500	---	---	---	7,500
Joel Carlson	24,000	---	---	---	24,000
<b>Total</b>	<b>\$31,500</b>	<b>\$---</b>	<b>\$---</b>	<b>\$---</b>	<b>\$31,500</b>
<b>City of Chanhassen</b>					
Messerli and Kramer	25,600	---	---	---	25,600
<b>Total</b>	<b>\$25,600</b>	<b>\$---</b>	<b>\$---</b>	<b>\$---</b>	<b>\$25,600</b>
<b>City of Chatfield</b>					
Sletten Government Affairs and Public Policy, LLC	1,000	---	---	---	1,000
<b>Total</b>	<b>\$1,000</b>	<b>\$---</b>	<b>\$---</b>	<b>\$---</b>	<b>\$1,000</b>
<b>City of Cloquet</b>					
Flaherty and Hood, P.A.	2,340	---	---	---	2,340
<b>Total</b>	<b>\$2,340</b>	<b>\$---</b>	<b>\$---</b>	<b>\$---</b>	<b>\$2,340</b>
<b>City of Cohasset</b>					
Loren Solberg Consulting, LLC	3,200	---	---	---	3,200
<b>Total</b>	<b>\$3,200</b>	<b>\$---</b>	<b>\$---</b>	<b>\$---</b>	<b>\$3,200</b>
<b>City of Columbus</b>					
Larkin Hoffman Daly and Lindgren, Ltd.	20,000	---	---	---	20,000
<b>Total</b>	<b>\$20,000</b>	<b>\$---</b>	<b>\$---</b>	<b>\$---</b>	<b>\$20,000</b>
<b>City of Duluth</b>					
Fryberger, Buchanan, Smith, and Frederick	64,500	---	---	---	64,500
<b>Total</b>	<b>\$64,500</b>	<b>\$---</b>	<b>\$---</b>	<b>\$---</b>	<b>\$64,500</b>
<b>City of Edina</b>					
Messerli and Kramer	37,500	---	---	---	37,500
<b>Total</b>	<b>\$37,500</b>	<b>\$---</b>	<b>\$---</b>	<b>\$---</b>	<b>\$37,500</b>
<b>City of Fergus Falls</b>					
Joel Carlson	43,420	---	---	---	43,420
<b>Total</b>	<b>\$43,420</b>	<b>\$---</b>	<b>\$---</b>	<b>\$---</b>	<b>\$43,420</b>

\*Includes costs related to the furtherance of the lobbying effort such as, overhead, administration, research, analysis, and communication.

\*\*Totals may not equal the summed individual entries due to rounding.

\*\*\*Formal name is "McGrann, Shea, Anderson, Carnival, Straughn, and Lamb, Chartered".



**Table 4**  
**2019 Local Government Lobbying Expenditures**  
**Employee and Contract Lobbyists**

<u>Name of Entity</u> <u>Contract or Employee Lobbyists</u>	<u>Amount of</u> <u>Contract</u> <u>and</u> <u>Expenses</u>	<u>Salary and</u> <u>Benefits</u> <u>Related to</u> <u>Lobbying**</u>	<u>Employee</u> <u>Expenses</u> <u>Related to</u> <u>Lobbying</u>	<u>All</u> <u>Other</u> <u>Costs*</u>	<u>Total**</u> <u>Lobbying</u> <u>Expenditures</u>
<b>City of Grand Rapids</b>					
Loren Solberg Consulting, LLC	22,491	---	---	---	22,491
<b>Total</b>	<b>\$22,491</b>	<b>\$---</b>	<b>\$---</b>	<b>\$---</b>	<b>\$22,491</b>
<b>City of Hibbing</b>					
Lockridge, Grindal, and Nauen, PLLP	39,600	---	---	---	39,600
<b>Total</b>	<b>\$39,600</b>	<b>\$---</b>	<b>\$---</b>	<b>\$---</b>	<b>\$39,600</b>
<b>City of Inver Grove Heights</b>					
Messerli and Kramer	33,330	---	---	---	33,330
Joel Carlson	13,000	---	---	---	13,000
<b>Total</b>	<b>\$46,330</b>	<b>\$---</b>	<b>\$---</b>	<b>\$---</b>	<b>\$46,330</b>
<b>City of Mahanomen</b>					
William G. Haas, Jr.	8,782	---	---	---	8,782
<b>Total</b>	<b>\$8,782</b>	<b>\$---</b>	<b>\$---</b>	<b>\$---</b>	<b>\$8,782</b>
<b>City of Mankato</b>					
Flaherty and Hood, P.A.	5,229	---	---	---	5,229
<b>Total</b>	<b>\$5,229</b>	<b>\$---</b>	<b>\$---</b>	<b>\$---</b>	<b>\$5,229</b>
<b>City of Maple Grove</b>					
Lockridge, Grindal, and Nauen, PLLP	36,000	---	---	---	36,000
<b>Total</b>	<b>\$36,000</b>	<b>\$---</b>	<b>\$---</b>	<b>\$---</b>	<b>\$36,000</b>
<b>City of Minneapolis</b>					
Loren Olson	---	14,646	---	---	14,646
Sasha Bergman	---	15,024	---	---	15,024
Eugene Ranieri	---	174,747	---	---	174,747
Melissa Reed	---	34,088	---	---	34,088
Fatima Moore	---	43,006	133	---	43,139
Alysen Nesse	---	94,922	106	---	95,028
Parker Bennett	---	17,145	---	---	17,145
Franzen and Associates	40,000	---	---	---	40,000
Fredrikson and Byron P.A.	48,000	---	---	---	48,000
Administrative/Overhead Costs	---	---	---	28,587	28,587
<b>Total</b>	<b>\$88,000</b>	<b>\$393,578</b>	<b>\$239</b>	<b>\$28,587</b>	<b>\$510,404</b>
<b>City of Minnetonka</b>					
Messerli and Kramer	22,523	---	---	---	22,523
<b>Total</b>	<b>\$22,523</b>	<b>\$---</b>	<b>\$---</b>	<b>\$---</b>	<b>\$22,523</b>

\*Includes costs related to the furtherance of the lobbying effort such as, overhead, administration, research, analysis, and communication.

\*\*Totals may not equal the summed individual entries due to rounding.

\*\*\*Formal name is "McGrann, Shea, Anderson, Carnival, Straughn, and Lamb, Chartered".

**Table 4**  
**2019 Local Government Lobbying Expenditures**  
**Employee and Contract Lobbyists**

<u>Name of Entity</u> <u>Contract or Employee Lobbyists</u>	<u>Amount of</u> <u>Contract</u> <u>and</u> <u>Expenses</u>	<u>Salary and</u> <u>Benefits</u> <u>Related to</u> <u>Lobbying**</u>	<u>Employee</u> <u>Expenses</u> <u>Related to</u> <u>Lobbying</u>	<u>All</u> <u>Other</u> <u>Costs*</u>	<u>Total**</u> <u>Lobbying</u> <u>Expenditures</u>
<b>City of Moorhead</b>					
Scott Hutchins	---	33,339	419	---	33,758
Lisa Bode	---	42,197	2,395	---	44,592
Lockridge, Grindal, and Nauen, PLLP	18,000	---	---	---	18,000
Fredrikson and Byron P.A.	32,500	---	---	---	32,500
Flaherty and Hood, P.A.	32,500	---	---	---	32,500
<b>Total</b>	<b>\$83,000</b>	<b>\$75,536</b>	<b>\$2,814</b>	<b>\$---</b>	<b>\$161,350</b>
<b>City of North Mankato</b>					
Ward Einess	20,000	---	---	---	20,000
<b>Total</b>	<b>\$20,000</b>	<b>\$---</b>	<b>\$---</b>	<b>\$---</b>	<b>\$20,000</b>
<b>City of Oak Park Heights</b>					
Lockridge, Grindal, and Nauen, PLLP	20,000	---	---	---	20,000
<b>Total</b>	<b>\$20,000</b>	<b>\$---</b>	<b>\$---</b>	<b>\$---</b>	<b>\$20,000</b>
<b>City of Plymouth</b>					
Lockridge, Grindal, and Nauen, PLLP	38,000	---	---	---	38,000
<b>Total</b>	<b>\$38,000</b>	<b>\$---</b>	<b>\$---</b>	<b>\$---</b>	<b>\$38,000</b>
<b>City of Ramsey</b>					
Tinklenberg Group	39,600	---	---	---	39,600
<b>Total</b>	<b>\$39,600</b>	<b>\$---</b>	<b>\$---</b>	<b>\$---</b>	<b>\$39,600</b>
<b>City of Ranier</b>					
Costin Group	7,500	---	---	---	7,500
<b>Total</b>	<b>\$7,500</b>	<b>\$---</b>	<b>\$---</b>	<b>\$---</b>	<b>\$7,500</b>
<b>City of Red Wing</b>					
Flaherty and Hood, P.A.	11,113	---	---	---	11,113
<b>Total</b>	<b>\$11,113</b>	<b>\$---</b>	<b>\$---</b>	<b>\$---</b>	<b>\$11,113</b>
<b>City of Rice Lake</b>					
Costin Group	15,162	---	---	---	15,162
<b>Total</b>	<b>\$15,162</b>	<b>\$---</b>	<b>\$---</b>	<b>\$---</b>	<b>\$15,162</b>
<b>City of Richfield</b>					
North State Advisors, Inc.	6,000	---	---	---	6,000
<b>Total</b>	<b>\$6,000</b>	<b>\$---</b>	<b>\$---</b>	<b>\$---</b>	<b>\$6,000</b>
<b>City of Robbinsdale</b>					
Lockridge, Grindal, and Nauen, PLLP	4,800	---	---	---	4,800
<b>Total</b>	<b>\$4,800</b>	<b>\$---</b>	<b>\$---</b>	<b>\$---</b>	<b>\$4,800</b>

\*Includes costs related to the furtherance of the lobbying effort such as, overhead, administration, research, analysis, and communication.

\*\*Totals may not equal the summed individual entries due to rounding.

\*\*\*Formal name is "McGrann, Shea, Anderson, Carnival, Straughn, and Lamb, Chartered".

**Table 4**  
**2019 Local Government Lobbying Expenditures**  
**Employee and Contract Lobbyists**

<u>Name of Entity</u> <u>Contract or Employee Lobbyists</u>	<u>Amount of</u> <u>Contract</u> <u>and</u> <u>Expenses</u>	<u>Salary and</u> <u>Benefits</u> <u>Related to</u> <u>Lobbying**</u>	<u>Employee</u> <u>Expenses</u> <u>Related to</u> <u>Lobbying</u>	<u>All</u> <u>Other</u> <u>Costs*</u>	<u>Total**</u> <u>Lobbying</u> <u>Expenditures</u>
<b>City of Rochester</b>					
Administrative/Overhead Costs	---	---	---	10,000	10,000
<b>Total</b>	<b>---</b>	<b>---</b>	<b>---</b>	<b>\$10,000</b>	<b>\$10,000</b>
<b>City of Rogers</b>					
Goff Public	18,000	---	---	---	18,000
<b>Total</b>	<b>\$18,000</b>	<b>---</b>	<b>---</b>	<b>---</b>	<b>\$18,000</b>
<b>City of Roseville</b>					
Lockridge, Grindal, and Nauen, PLLP	20,000	---	---	---	20,000
<b>Total</b>	<b>\$20,000</b>	<b>---</b>	<b>---</b>	<b>---</b>	<b>\$20,000</b>
<b>City of Saint Joseph</b>					
St. Cloud Area Planning Organization	1,461	---	---	---	1,461
DeLaForest Consulting, LLC	12,000	---	---	---	12,000
<b>Total</b>	<b>\$13,461</b>	<b>---</b>	<b>---</b>	<b>---</b>	<b>\$13,461</b>
<b>City of Saint Louis Park</b>					
Lockridge, Grindal, and Nauen, PLLP	36,000	---	---	---	36,000
Franzen Law and Policy Group, LLC	15,000	---	---	---	15,000
<b>Total</b>	<b>\$51,000</b>	<b>---</b>	<b>---</b>	<b>---</b>	<b>\$51,000</b>
<b>City of Saint Michael</b>					
Lockridge, Grindal, and Nauen, PLLP	45,000	---	---	---	45,000
<b>Total</b>	<b>\$45,000</b>	<b>---</b>	<b>---</b>	<b>---</b>	<b>\$45,000</b>
<b>City of Saint Paul</b>					
ThaoMee Xiong	---	90,808	---	---	90,808
Lockridge, Grindal, and Nauen, PLLP	58,067	---	---	---	58,067
Messerli and Kramer	20,000	---	---	---	20,000
Ward Einess	15,000	---	---	---	15,000
<b>Total</b>	<b>\$93,067</b>	<b>\$90,808</b>	<b>---</b>	<b>---</b>	<b>\$183,875</b>
<b>City of Sauk Rapids</b>					
Saint Cloud Area Planning Organization	3,036	---	---	---	3,036
<b>Total</b>	<b>\$3,036</b>	<b>---</b>	<b>---</b>	<b>---</b>	<b>\$3,036</b>
<b>City of Stillwater</b>					
McDaniel Law and Policy, Inc.	25,000	---	---	---	25,000
<b>Total</b>	<b>\$25,000</b>	<b>---</b>	<b>---</b>	<b>---</b>	<b>\$25,000</b>
<b>City of Vadnais Heights</b>					
Lockridge, Grindal, and Nauen, PLLP	2,000	---	---	---	2,000
<b>Total</b>	<b>\$2,000</b>	<b>---</b>	<b>---</b>	<b>---</b>	<b>\$2,000</b>

\*Includes costs related to the furtherance of the lobbying effort such as, overhead, administration, research, analysis, and communication.

\*\*Totals may not equal the summed individual entries due to rounding.

\*\*\*Formal name is "McGrann, Shea, Anderson, Carnival, Straughn, and Lamb, Chartered".

**Table 4**  
**2019 Local Government Lobbying Expenditures**  
**Employee and Contract Lobbyists**

<u>Name of Entity</u> <u>Contract or Employee Lobbyists</u>	<u>Amount of</u> <u>Contract</u> <u>and</u> <u>Expenses</u>	<u>Salary and</u> <u>Benefits</u> <u>Related to</u> <u>Lobbying**</u>	<u>Employee</u> <u>Expenses</u> <u>Related to</u> <u>Lobbying</u>	<u>All</u> <u>Other</u> <u>Costs*</u>	<u>Total**</u> <u>Lobbying</u> <u>Expenditures</u>
<b>City of Virginia</b>					
Ronald A. Jerich and Associates	33,000	---	---	---	33,000
<b>Total</b>	<b>\$33,000</b>	<b>\$---</b>	<b>\$---</b>	<b>\$---</b>	<b>\$33,000</b>
<b>City of Wayzata</b>					
Lockridge, Grindal, and Nauen, PLLP	16,667	---	---	---	16,667
<b>Total</b>	<b>\$16,667</b>	<b>\$---</b>	<b>\$---</b>	<b>\$---</b>	<b>\$16,667</b>
<b>City of Woodbury</b>					
Lockridge, Grindal, and Nauen, PLLP	18,333	---	---	---	18,333
<b>Total</b>	<b>\$18,333</b>	<b>\$---</b>	<b>\$---</b>	<b>\$---</b>	<b>\$18,333</b>
<b>Cloquet Area Fire District</b>					
Libby Law Office, P.A.	5,000	---	---	---	5,000
<b>Total</b>	<b>\$5,000</b>	<b>\$---</b>	<b>\$---</b>	<b>\$---</b>	<b>\$5,000</b>
<b>Crane Lake Township</b>					
Costin Group	20,000	---	---	---	20,000
<b>Total</b>	<b>\$20,000</b>	<b>\$---</b>	<b>\$---</b>	<b>\$---</b>	<b>\$20,000</b>
<b>Crane Lake Water and Sanitary District</b>					
Costin Group	20,000	---	---	---	20,000
<b>Total</b>	<b>\$20,000</b>	<b>\$---</b>	<b>\$---</b>	<b>\$---</b>	<b>\$20,000</b>
<b>Dakota County</b>					
John Thorson	---	18,791	---	---	18,791
Nathan Hanson	---	15,456	---	---	15,456
Stinson, Leonard, and Street, LLP	83,788	---	---	---	83,788
Administrative/Overhead Costs	---	---	---	1,411	1,411
<b>Total</b>	<b>\$83,788</b>	<b>\$34,247</b>	<b>\$---</b>	<b>\$1,411</b>	<b>\$119,446</b>
<b>Duluth Seaway Port Authority</b>					
Flaherty and Hood, P.A.	26,224	---	---	---	26,224
Administrative/Overhead Costs	---	---	---	4,967	4,967
<b>Total</b>	<b>\$26,224</b>	<b>\$---</b>	<b>\$---</b>	<b>\$4,967</b>	<b>\$31,191</b>
<b>Goodhue County</b>					
Lockridge, Grindal, and Nauen, PLLP	20,000	---	---	---	20,000
<b>Total</b>	<b>\$20,000</b>	<b>\$---</b>	<b>\$---</b>	<b>\$---</b>	<b>\$20,000</b>
<b>Greater Northwest Emergency Medical Services, Inc.</b>					
Larkin Hoffman Daly and Lindgren, Ltd.	3,500	---	---	---	3,500
<b>Total</b>	<b>\$3,500</b>	<b>\$---</b>	<b>\$---</b>	<b>\$---</b>	<b>\$3,500</b>

\*Includes costs related to the furtherance of the lobbying effort such as, overhead, administration, research, analysis, and communication.

\*\*Totals may not equal the summed individual entries due to rounding.

\*\*\*Formal name is "McGrann, Shea, Anderson, Carnival, Straughn, and Lamb, Chartered".

**Table 4**  
**2019 Local Government Lobbying Expenditures**  
**Employee and Contract Lobbyists**

<u>Name of Entity</u> <u>Contract or Employee Lobbyists</u>	<u>Amount of</u> <u>Contract</u> <u>and</u> <u>Expenses</u>	<u>Salary and</u> <u>Benefits</u> <u>Related to</u> <u>Lobbying**</u>	<u>Employee</u> <u>Expenses</u> <u>Related to</u> <u>Lobbying</u>	<u>All</u> <u>Other</u> <u>Costs*</u>	<u>Total**</u> <u>Lobbying</u> <u>Expenditures</u>
<b>Hennepin County</b>					
Brennan Furness	---	29,975	2,045	---	32,020
Kareem D. Murphy	---	77,224	2,359	---	79,583
Kirk Pederson	---	32,714	2,576	---	35,290
Rochelle Westlund	---	27,948	1,693	---	29,641
Messerli and Kramer	20,000	---	---	---	20,000
Winthrop and Weinstine, P.A.	30,000	---	---	---	30,000
Rice, Michels, and Walther, LLP	52,000	---	---	---	52,000
Tara Erickson	35,000	---	---	---	35,000
DeLaForest Consulting, LLC	20,000	---	---	---	20,000
Administrative/Overhead Costs	---	---	---	24,913	24,913
<b>Total</b>	<b>\$157,000</b>	<b>\$167,860</b>	<b>\$8,673</b>	<b>\$24,913</b>	<b>\$358,446</b>
<b>I.S.D. # 11 - Anoka-Hennepin</b>					
Amundson Strategies, LLC	51,475	---	---	---	51,475
<b>Total</b>	<b>\$51,475</b>	<b>\$---</b>	<b>\$---</b>	<b>\$---</b>	<b>\$51,475</b>
<b>I.S.D. # 1S - Minneapolis</b>					
Ryan Strack	---	12,422	250	---	12,672
Josh Downham	74,750	---	---	---	74,750
Administrative/Overhead Costs	---	---	---	320	320
<b>Total</b>	<b>\$74,750</b>	<b>\$12,422</b>	<b>\$250</b>	<b>\$320</b>	<b>\$87,742</b>
<b>I.S.D. # 279 - Osseo</b>					
Ewald Consulting	23,703	---	---	---	23,703
<b>Total</b>	<b>\$23,703</b>	<b>\$---</b>	<b>\$---</b>	<b>\$---</b>	<b>\$23,703</b>
<b>I.S.D. # 625 - Saint Paul</b>					
United Strategies	17,950	---	---	---	17,950
Mary Gilbert	79,513	---	---	---	79,513
<b>Total</b>	<b>\$97,463</b>	<b>\$---</b>	<b>\$---</b>	<b>\$---</b>	<b>\$97,463</b>
<b>I.S.D. # 709 - Duluth</b>					
Costin Group	36,000	---	---	---	36,000
<b>Total</b>	<b>\$36,000</b>	<b>\$---</b>	<b>\$---</b>	<b>\$---</b>	<b>\$36,000</b>
<b>I.S.D. # 712 - Mountain Iron-Buhl</b>					
Costin Group	30,000	---	---	---	30,000
<b>Total</b>	<b>\$30,000</b>	<b>\$---</b>	<b>\$---</b>	<b>\$---</b>	<b>\$30,000</b>

\*Includes costs related to the furtherance of the lobbying effort such as, overhead, administration, research, analysis, and communication.

\*\*Totals may not equal the summed individual entries due to rounding.

\*\*\*Formal name is "McGrann, Shea, Anderson, Carnival, Straughn, and Lamb, Chartered".

**Table 4**  
**2019 Local Government Lobbying Expenditures**  
**Employee and Contract Lobbyists**

<b>Name of Entity</b> <b>Contract or Employee Lobbyists</b>	<b>Amount of</b> <b>Contract</b> <b>and</b> <b>Expenses</b>	<b>Salary and</b> <b>Benefits</b> <b>Related to</b> <b>Lobbying**</b>	<b>Employee</b> <b>Expenses</b> <b>Related to</b> <b>Lobbying</b>	<b>All</b> <b>Other</b> <b>Costs*</b>	<b>Total**</b> <b>Lobbying</b> <b>Expenditures</b>
<b>I.S.D. # 831 - Forest Lake</b>					
Jacobson, Magnuson, Anderson, and Halloran P.C.	30,000	---	---	---	30,000
<b>Total</b>	<b>\$30,000</b>	<b>\$---</b>	<b>\$---</b>	<b>\$---</b>	<b>\$30,000</b>
<b>Intermediate School District 287</b>					
Ewald Consulting	11,582	---	---	---	11,582
<b>Total</b>	<b>\$11,582</b>	<b>\$---</b>	<b>\$---</b>	<b>\$---</b>	<b>\$11,582</b>
<b>Intermediate School District 917</b>					
Ewald Consulting	11,355	---	---	---	11,355
<b>Total</b>	<b>\$11,355</b>	<b>\$---</b>	<b>\$---</b>	<b>\$---</b>	<b>\$11,355</b>
<b>Itasca County</b>					
Loren Solberg Consulting, LLC	37,719	---	---	---	37,719
<b>Total</b>	<b>\$37,719</b>	<b>\$---</b>	<b>\$---</b>	<b>\$---</b>	<b>\$37,719</b>
<b>Lake County</b>					
Lockridge, Grindal, and Nauen, PLLP	24,000	---	---	---	24,000
<b>Total</b>	<b>\$24,000</b>	<b>\$---</b>	<b>\$---</b>	<b>\$---</b>	<b>\$24,000</b>
<b>Lakes Country Service Cooperative</b>					
Capitol Hill Associates	6,725	---	---	---	6,725
Roger Moe	5,907	---	---	---	5,907
<b>Total</b>	<b>\$12,632</b>	<b>\$---</b>	<b>\$---</b>	<b>\$---</b>	<b>\$12,632</b>
<b>Little McDonald - Paul - Kerbs Lake Improvement District</b>					
O'Rourke Strategic Consulting	22,500	---	---	---	22,500
<b>Total</b>	<b>\$22,500</b>	<b>\$---</b>	<b>\$---</b>	<b>\$---</b>	<b>\$22,500</b>
<b>Lyon County</b>					
Joel Carlson	24,625	---	---	---	24,625
<b>Total</b>	<b>\$24,625</b>	<b>\$---</b>	<b>\$---</b>	<b>\$---</b>	<b>\$24,625</b>
<b>Metropolitan Airports Commission</b>					
Winthrop and Weinstine, P.A.	39,000	---	---	---	39,000
McGrann, Shea, Anderson, Carnival, Straughn & Lamb***	49,500	---	---	---	49,500
<b>Total</b>	<b>\$88,500</b>	<b>\$---</b>	<b>\$---</b>	<b>\$---</b>	<b>\$88,500</b>
<b>Metropolitan Council</b>					
Judd Schetnan	---	91,793	---	---	91,793
<b>Total</b>	<b>\$---</b>	<b>\$91,793</b>	<b>\$---</b>	<b>\$---</b>	<b>\$91,793</b>
<b>Metropolitan Educational Cooperative Service Unit</b>					
Capitol Hill Associates	4,000	---	---	---	4,000
<b>Total</b>	<b>\$4,000</b>	<b>\$---</b>	<b>\$---</b>	<b>\$---</b>	<b>\$4,000</b>

\*Includes costs related to the furtherance of the lobbying effort such as, overhead, administration, research, analysis, and communication.

\*\*Totals may not equal the summed individual entries due to rounding.

\*\*\*Formal name is "McGrann, Shea, Anderson, Carnival, Straughn, and Lamb, Chartered".

**Table 4**  
**2019 Local Government Lobbying Expenditures**  
**Employee and Contract Lobbyists**

<u>Name of Entity</u> <u>Contract or Employee Lobbyists</u>	<u>Amount of</u> <u>Contract</u> <u>and</u> <u>Expenses</u>	<u>Salary and</u> <u>Benefits</u> <u>Related to</u> <u>Lobbying**</u>	<u>Employee</u> <u>Expenses</u> <u>Related to</u> <u>Lobbying</u>	<u>All</u> <u>Other</u> <u>Costs*</u>	<u>Total**</u> <u>Lobbying</u> <u>Expenditures</u>
<b>Metropolitan Emergency Services Board</b>					
Larkin Hoffman Daly and Lindgren, Ltd.	31,009	---	---	---	31,009
<b>Total</b>	<b>\$31,009</b>	<b>\$---</b>	<b>\$---</b>	<b>\$---</b>	<b>\$31,009</b>
<b>Metropolitan Mosquito Control District</b>					
RCS Consulting	20,000	---	---	---	20,000
<b>Total</b>	<b>\$20,000</b>	<b>\$---</b>	<b>\$---</b>	<b>\$---</b>	<b>\$20,000</b>
<b>Mille Lacs County</b>					
Hill Capitol Strategies, Inc.	60,000	---	---	---	60,000
<b>Total</b>	<b>\$60,000</b>	<b>\$---</b>	<b>\$---</b>	<b>\$---</b>	<b>\$60,000</b>
<b>Minneapolis Park and Recreation Board</b>					
Tom Workman	27,500	---	---	---	27,500
Rice, Michels, and Walther, LLP	79,500	---	---	---	79,500
<b>Total</b>	<b>\$107,000</b>	<b>\$---</b>	<b>\$---</b>	<b>\$---</b>	<b>\$107,000</b>
<b>Minnehaha Creek Watershed District</b>					
Joel Carlson	25,663	---	---	---	25,663
<b>Total</b>	<b>\$25,663</b>	<b>\$---</b>	<b>\$---</b>	<b>\$---</b>	<b>\$25,663</b>
<b>Minnesota Municipal Power Agency</b>					
Stinson, Leonard, and Street, LLP	30,000	---	---	---	30,000
<b>Total</b>	<b>\$30,000</b>	<b>\$---</b>	<b>\$---</b>	<b>\$---</b>	<b>\$30,000</b>
<b>Minnesota Sports Facilities Authority</b>					
Lockridge, Grindal, and Nauen, PLLP	96,000	---	---	---	96,000
<b>Total</b>	<b>\$96,000</b>	<b>\$---</b>	<b>\$---</b>	<b>\$---</b>	<b>\$96,000</b>
<b>Northeast Service Cooperative</b>					
National Strategies	7,432	---	---	---	7,432
Capitol Hill Associates	8,658	---	---	---	8,658
<b>Total</b>	<b>\$16,090</b>	<b>\$---</b>	<b>\$---</b>	<b>\$---</b>	<b>\$16,090</b>
<b>Northern Lights Express</b>					
Costin Group	24,000	---	---	---	24,000
<b>Total</b>	<b>\$24,000</b>	<b>\$---</b>	<b>\$---</b>	<b>\$---</b>	<b>\$24,000</b>
<b>Northwest Minnesota Multi-County Housing and Redevelopment Authority</b>					
Fryberger, Buchanan, Smith, and Frederick	7,616	---	---	---	7,616
<b>Total</b>	<b>\$7,616</b>	<b>\$---</b>	<b>\$---</b>	<b>\$---</b>	<b>\$7,616</b>
<b>Northwest Service Cooperative</b>					
Capitol Hill Associates	8,031	---	---	---	8,031

\*Includes costs related to the furtherance of the lobbying effort such as, overhead, administration, research, analysis, and communication.

\*\*Totals may not equal the summed individual entries due to rounding.

\*\*\*Formal name is "McGrann, Shea, Anderson, Carnival, Straughn, and Lamb, Chartered".

**Table 4**  
**2019 Local Government Lobbying Expenditures**  
**Employee and Contract Lobbyists**

<u>Name of Entity</u> <u>Contract or Employee Lobbyists</u>	<u>Amount of</u> <u>Contract</u> <u>and</u> <u>Expenses</u>	<u>Salary and</u> <u>Benefits</u> <u>Related to</u> <u>Lobbying**</u>	<u>Employee</u> <u>Expenses</u> <u>Related to</u> <u>Lobbying</u>	<u>All</u> <u>Other</u> <u>Costs*</u>	<u>Total**</u> <u>Lobbying</u> <u>Expenditures</u>
<b>Northwest Service Cooperative (Continued)</b>					
National Strategies	7,046	---	---	---	7,046
<b>Total</b>	<b>\$15,077</b>	<b>\$---</b>	<b>\$---</b>	<b>\$---</b>	<b>\$15,077</b>
<b>Olmsted County</b>					
Jennifer Berquam	---	69,289	5,899	---	75,188
<b>Total</b>	<b>\$---</b>	<b>\$69,289</b>	<b>\$5,899</b>	<b>\$---</b>	<b>\$75,188</b>
<b>Otter Tail County</b>					
Minnesota Tourism Growth Coalition	1,000	---	---	---	1,000
Psick Capitol Solutions	36,000	---	---	---	36,000
<b>Total</b>	<b>\$37,000</b>	<b>\$---</b>	<b>\$---</b>	<b>\$---</b>	<b>\$37,000</b>
<b>Ramsey County</b>					
Nicholas Riley	---	43,687	---	---	43,687
Jennifer O'Rourke	---	83,952	305	---	84,257
Claudia Brewington	---	76,446	305	---	76,751
Administrative/Overhead Costs	---	---	---	532	532
<b>Total</b>	<b>\$---</b>	<b>\$204,084</b>	<b>\$610</b>	<b>\$532</b>	<b>\$205,226</b>
<b>Ramsey County Railroad Authority</b>					
Larkin Hoffman Daly and Lindgren, Ltd.	48,000	---	---	---	48,000
<b>Total</b>	<b>\$48,000</b>	<b>\$---</b>	<b>\$---</b>	<b>\$---</b>	<b>\$48,000</b>
<b>Resource Training and Solutions</b>					
National Strategies	9,485	---	---	---	9,485
Capitol Hill Associates	10,737	---	---	---	10,737
<b>Total</b>	<b>\$20,222</b>	<b>\$---</b>	<b>\$---</b>	<b>\$---</b>	<b>\$20,222</b>
<b>Saint Louis and Lake Counties Regional Railroad Authority</b>					
Costin Group	36,000	---	---	---	36,000
<b>Total</b>	<b>\$36,000</b>	<b>\$---</b>	<b>\$---</b>	<b>\$---</b>	<b>\$36,000</b>
<b>Saint Louis County</b>					
John Ongaro	---	108,742	---	---	108,742
Henry Erdman	38,500	---	---	---	38,500
Chris DeLaForest	29,500	---	---	---	29,500
<b>Total</b>	<b>\$68,000</b>	<b>\$108,742</b>	<b>\$---</b>	<b>\$---</b>	<b>\$176,742</b>
<b>Saint Paul Port Authority</b>					
Fryberger, Buchanan, Smith, and Frederick	48,000	---	---	---	48,000
<b>Total</b>	<b>\$48,000</b>	<b>\$---</b>	<b>\$---</b>	<b>\$---</b>	<b>\$48,000</b>
<b>Scott County</b>					
Claire Robling	---	36,341	1,954	---	38,295

\*Includes costs related to the furtherance of the lobbying effort such as, overhead, administration, research, analysis, and communication.

\*\*Totals may not equal the summed individual entries due to rounding.

\*\*\*Formal name is "McGrann, Shea, Anderson, Carnival, Straughn, and Lamb, Chartered".



**Table 4**  
**2019 Local Government Lobbying Expenditures**  
**Employee and Contract Lobbyists**

<u>Name of Entity</u> <u>Contract or Employee Lobbyists</u>	<u>Amount of</u> <u>Contract</u> <u>and</u> <u>Expenses</u>	<u>Salary and</u> <u>Benefits</u> <u>Related to</u> <u>Lobbying**</u>	<u>Employee</u> <u>Expenses</u> <u>Related to</u> <u>Lobbying</u>	<u>All</u> <u>Other</u> <u>Costs*</u>	<u>Total**</u> <u>Lobbying</u> <u>Expenditures</u>
<b>Scott County (Continued)</b>					
Kathy Saltzman	8,750	---	---	---	8,750
<b>Total</b>	<b>\$8,750</b>	<b>\$36,341</b>	<b>\$1,954</b>	<b>\$---</b>	<b>\$47,045</b>
<b>Sherburne County</b>					
David Turch and Associates	52,000	---	---	---	52,000
Lockridge, Grindal, and Nauen, PLLP	78,400	---	---	---	78,400
<b>Total</b>	<b>\$130,400</b>	<b>\$---</b>	<b>\$---</b>	<b>\$---</b>	<b>\$130,400</b>
<b>South Central Service Cooperative</b>					
National Strategies	8,382	---	---	---	8,382
Capitol Hill Associates	7,235	---	---	---	7,235
<b>Total</b>	<b>\$15,617</b>	<b>\$---</b>	<b>\$---</b>	<b>\$---</b>	<b>\$15,617</b>
<b>Southeast Service Cooperative</b>					
Capitol Hill Associates	9,011	---	---	---	9,011
National Strategies	7,844	---	---	---	7,844
<b>Total</b>	<b>\$16,855</b>	<b>\$---</b>	<b>\$---</b>	<b>\$---</b>	<b>\$16,855</b>
<b>Southeastern Minnesota Emergency Medical Services Joint Powers Board</b>					
Larkin Hoffman Daly and Lindgren, Ltd.	3,500	---	---	---	3,500
<b>Total</b>	<b>\$3,500</b>	<b>\$---</b>	<b>\$---</b>	<b>\$---</b>	<b>\$3,500</b>
<b>Southern Minnesota Municipal Power Agency</b>					
Christopher Schoenherr	---	33,402	3,785	---	37,187
McGrann, Shea, Anderson, Carnival, Straughn & Lamb***	48,385	---	---	---	48,385
<b>Total</b>	<b>\$48,385</b>	<b>\$33,402</b>	<b>\$3,785</b>	<b>\$---</b>	<b>\$85,572</b>
<b>Southwest - West Central Service Cooperative</b>					
Capitol Hill Associates	10,236	---	---	---	10,236
National Strategies	8,983	---	---	---	8,983
<b>Total</b>	<b>\$19,219</b>	<b>\$---</b>	<b>\$---</b>	<b>\$---</b>	<b>\$19,219</b>
<b>Stearns County</b>					
David Turch and Associates	44,000	---	---	---	44,000
<b>Total</b>	<b>\$44,000</b>	<b>\$---</b>	<b>\$---</b>	<b>\$---</b>	<b>\$44,000</b>
<b>Three Rivers Park District</b>					
Larkin Hoffman Daly and Lindgren, Ltd.	39,996	---	---	---	39,996
<b>Total</b>	<b>\$39,996</b>	<b>\$---</b>	<b>\$---</b>	<b>\$---</b>	<b>\$39,996</b>
<b>Traverse County</b>					
Minnesota Association of County Health Plans	4,168	---	---	---	4,168
<b>Total</b>	<b>\$4,168</b>	<b>\$---</b>	<b>\$---</b>	<b>\$---</b>	<b>\$4,168</b>

\*Includes costs related to the furtherance of the lobbying effort such as, overhead, administration, research, analysis, and communication.

\*\*Totals may not equal the summed individual entries due to rounding.

\*\*\*Formal name is "McGrann, Shea, Anderson, Carnival, Straughn, and Lamb, Chartered".

**Table 4**  
**2019 Local Government Lobbying Expenditures**  
**Employee and Contract Lobbyists**

<b>Name of Entity</b> <b>Contract or Employee Lobbyists</b>	<b>Amount of Contract and Expenses</b>	<b>Salary and Benefits Related to Lobbying**</b>	<b>Employee Expenses Related to Lobbying</b>	<b>All Other Costs*</b>	<b>Total** Lobbying Expenditures</b>
<b>Washington County</b>					
Larkin Hoffman Daly and Lindgren, Ltd.	48,000	---	---	---	48,000
<b>Total</b>	<b>\$48,000</b>	<b>\$---</b>	<b>\$---</b>	<b>\$---</b>	<b>\$48,000</b>
<b>Watsonwan County</b>					
Daniel Joseph Larson	2,300	---	---	---	2,300
<b>Total</b>	<b>\$2,300</b>	<b>\$---</b>	<b>\$---</b>	<b>\$---</b>	<b>\$2,300</b>
<b>West Central Minnesota Emergency Medical Services Corporation</b>					
Larkin Hoffman Daly and Lindgren, Ltd.	3,500	---	---	---	3,500
<b>Total</b>	<b>\$3,500</b>	<b>\$---</b>	<b>\$---</b>	<b>\$---</b>	<b>\$3,500</b>
<b>Western Lake Superior Sanitary District</b>					
Faegre Baker Daniels, LLP	50,000	---	---	---	50,000
<b>Total</b>	<b>\$50,000</b>	<b>\$---</b>	<b>\$---</b>	<b>\$---</b>	<b>\$50,000</b>
<b>Wright County</b>					
Flaherty and Hood, P.A.	24,654	---	---	---	24,654
<b>Total</b>	<b>\$24,654</b>	<b>\$---</b>	<b>\$---</b>	<b>\$---</b>	<b>\$24,654</b>
<b>Total for All Entities</b>	<b>\$3,679,880</b>	<b>\$1,318,099</b>	<b>\$24,224</b>	<b>\$72,547</b>	<b>\$5,094,750</b>

\*Includes costs related to the furtherance of the lobbying effort such as, overhead, administration, research, analysis, and communication.

\*\*Totals may not equal the summed individual entries due to rounding.

\*\*\*Formal name is "McGrann, Shea, Anderson, Carnival, Straughn, and Lamb, Chartered".

**Table 5**  
**2019 Lobbying Expenditures Paid With Association Dues**  
**Listed by Entity**

Name of Entity (County) Association Name	Total Local Government Dues	Proportion of Dues Used for Lobbying	Total Dues Used for Lobbying
<b>Aastad Township (Otter Tail)</b>			
Minnesota Association of Townships	332	10.4%	35
<b>Total for Entity</b>	<b>\$332</b>		<b>\$35</b>
<b>Acoma Township (McLeod)</b>			
Minnesota Association of Townships	768	10.4%	80
<b>Total for Entity</b>	<b>\$768</b>		<b>\$80</b>
<b>Acton Township (Meeker)</b>			
Minnesota Association of Townships	458	10.4%	48
<b>Total for Entity</b>	<b>\$458</b>		<b>\$48</b>
<b>Adams Township (Mower)</b>			
Minnesota Association of Townships	485	10.4%	50
<b>Total for Entity</b>	<b>\$485</b>		<b>\$50</b>
<b>Adrian Township (Watonwan)</b>			
Minnesota Association of Townships	312	10.4%	32
<b>Total for Entity</b>	<b>\$312</b>		<b>\$32</b>
<b>Aetna Township (Pipestone)</b>			
Minnesota Association of Townships	331	10.4%	34
<b>Total for Entity</b>	<b>\$331</b>		<b>\$34</b>
<b>Agassiz Township (Lac qui Parle)</b>			
Minnesota Association of Townships	300	10.4%	31
<b>Total for Entity</b>	<b>\$300</b>		<b>\$31</b>
<b>Agder Township (Marshall)</b>			
Minnesota Association of Townships	306	10.4%	32
<b>Total for Entity</b>	<b>\$306</b>		<b>\$32</b>
<b>Agram Township (Morrison)</b>			
Minnesota Association of Townships	527	10.4%	55
<b>Total for Entity</b>	<b>\$527</b>		<b>\$55</b>

**Table 5**  
**2019 Lobbying Expenditures Paid With Association Dues**  
**Listed by Entity**

Name of Entity (County) Association Name	Total Local Government Dues	Proportion of Dues Used for Lobbying	Total Dues Used for Lobbying
<b>Aitkin County</b>			
Arrowhead Counties Association	2,750	85.0%	2,338
Association of Minnesota Counties	13,145	13.5%	1,775
Minnesota Rural Counties Caucus	2,300	41.0%	943
<b>Total for Entity</b>	<b>\$18,195</b>		<b>\$5,056</b>
<b>Aitkin County Soil and Water Conservation District</b>			
Minnesota Association of Soil and Water Conservation Districts	3,172	16.1%	511
<b>Total for Entity</b>	<b>\$3,172</b>		<b>\$511</b>
<b>Aitkin Township (Aitkin)</b>			
Minnesota Association of Townships	614	10.4%	64
<b>Total for Entity</b>	<b>\$614</b>		<b>\$64</b>
<b>Akeley Township (Hubbard)</b>			
Minnesota Association of Townships	521	10.4%	54
<b>Total for Entity</b>	<b>\$521</b>		<b>\$54</b>
<b>Akron Township (Big Stone)</b>			
Minnesota Association of Townships	319	10.4%	33
<b>Total for Entity</b>	<b>\$319</b>		<b>\$33</b>
<b>Akron Township (Wilkin)</b>			
Minnesota Association of Townships	308	10.4%	32
<b>Total for Entity</b>	<b>\$308</b>		<b>\$32</b>
<b>Alango Township (Saint Louis)</b>			
Minnesota Association of Townships	347	10.4%	36
<b>Total for Entity</b>	<b>\$347</b>		<b>\$36</b>
<b>Alaska Township (Beltrami)</b>			
Minnesota Association of Townships	341	10.4%	35
<b>Total for Entity</b>	<b>\$341</b>		<b>\$35</b>
<b>Alba Township (Jackson)</b>			
Minnesota Association of Townships	317	10.4%	33
<b>Total for Entity</b>	<b>\$317</b>		<b>\$33</b>

**Table 5**  
**2019 Lobbying Expenditures Paid With Association Dues**  
**Listed by Entity**

Name of Entity (County) Association Name	Total Local Government Dues	Proportion of Dues Used for Lobbying	Total Dues Used for Lobbying
<b>Albany Township (Stearns)</b>			
Minnesota Association of Townships	750	10.4%	78
<b>Total for Entity</b>	<b>\$750</b>		<b>\$78</b>
<b>Albert Lea Township (Freeborn)</b>			
League of Minnesota Cities	790	10.6%	84
Minnesota Association of Townships	538	10.4%	56
<b>Total for Entity</b>	<b>\$1,328</b>		<b>\$140</b>
<b>Alberta Township (Benton)</b>			
Minnesota Association of Townships	612	10.4%	64
<b>Total for Entity</b>	<b>\$612</b>		<b>\$64</b>
<b>Albin Township (Brown)</b>			
Minnesota Association of Townships	445	10.4%	46
<b>Total for Entity</b>	<b>\$445</b>		<b>\$46</b>
<b>Albion Township (Wright)</b>			
Minnesota Association of Townships	835	10.4%	87
<b>Total for Entity</b>	<b>\$835</b>		<b>\$87</b>
<b>Alborn Township (Saint Louis)</b>			
Minnesota Association of Townships	488	10.4%	51
<b>Total for Entity</b>	<b>\$488</b>		<b>\$51</b>
<b>Alden Township (Freeborn)</b>			
Minnesota Association of Townships	431	10.4%	45
<b>Total for Entity</b>	<b>\$431</b>		<b>\$45</b>
<b>Alden Township (Saint Louis)</b>			
Minnesota Association of Townships	338	10.4%	35
<b>Total for Entity</b>	<b>\$338</b>		<b>\$35</b>
<b>Aldrich Township (Wadena)</b>			
Minnesota Association of Townships	472	10.4%	49
<b>Total for Entity</b>	<b>\$472</b>		<b>\$49</b>

**Table 5**  
**2019 Lobbying Expenditures Paid With Association Dues**  
**Listed by Entity**

Name of Entity (County) Association Name	Total Local Government Dues	Proportion of Dues Used for Lobbying	Total Dues Used for Lobbying
<b>Alexandria Lake Area Sanitary District</b>			
League of Minnesota Cities	1,954	10.6%	207
Minnesota Environmental Science and Economic Review Board	9,136	9.6%	877
<b>Total for Entity</b>	<b>\$11,090</b>		<b>\$1,084</b>
<b>Alexandria Township (Douglas)</b>			
Minnesota Association of Townships	1,316	10.4%	137
<b>Total for Entity</b>	<b>\$1,316</b>		<b>\$137</b>
<b>Alfsborg Township (Sibley)</b>			
Minnesota Association of Townships	442	10.4%	46
<b>Total for Entity</b>	<b>\$442</b>		<b>\$46</b>
<b>Alliance Township (Clay)</b>			
Minnesota Association of Townships	346	10.4%	36
<b>Total for Entity</b>	<b>\$346</b>		<b>\$36</b>
<b>Alma Township (Marshall)</b>			
Minnesota Association of Townships	294	10.4%	31
<b>Total for Entity</b>	<b>\$294</b>		<b>\$31</b>
<b>Almond Township (Big Stone)</b>			
Minnesota Association of Townships	301	10.4%	31
<b>Total for Entity</b>	<b>\$301</b>		<b>\$31</b>
<b>Alta Vista Township (Lincoln)</b>			
Minnesota Association of Townships	325	10.4%	34
<b>Total for Entity</b>	<b>\$325</b>		<b>\$34</b>
<b>Alton Township (Waseca)</b>			
Minnesota Association of Townships	477	10.4%	50
<b>Total for Entity</b>	<b>\$477</b>		<b>\$50</b>
<b>Altona Township (Pipestone)</b>			
Minnesota Association of Townships	315	10.4%	33
<b>Total for Entity</b>	<b>\$315</b>		<b>\$33</b>
<b>Alvwood Township (Itasca)</b>			
Minnesota Association of Townships	282	10.4%	29
<b>Total for Entity</b>	<b>\$282</b>		<b>\$29</b>

**Table 5**  
**2019 Lobbying Expenditures Paid With Association Dues**  
**Listed by Entity**

Name of Entity (County) Association Name	Total Local Government Dues	Proportion of Dues Used for Lobbying	Total Dues Used for Lobbying
<b>Amador Township (Chisago)</b>			
Minnesota Association of Townships	627	10.4%	65
<b>Total for Entity</b>	<b>\$627</b>		<b>\$65</b>
<b>Amboy Township (Cottonwood)</b>			
Minnesota Association of Townships	319	10.4%	33
<b>Total for Entity</b>	<b>\$319</b>		<b>\$33</b>
<b>Amherst Township (Fillmore)</b>			
Minnesota Association of Townships	464	10.4%	48
<b>Total for Entity</b>	<b>\$464</b>		<b>\$48</b>
<b>Amiret Township (Lyon)</b>			
Minnesota Association of Townships	344	10.4%	36
<b>Total for Entity</b>	<b>\$344</b>		<b>\$36</b>
<b>Amo Township (Cottonwood)</b>			
Minnesota Association of Townships	311	10.4%	32
<b>Total for Entity</b>	<b>\$311</b>		<b>\$32</b>
<b>Amor Township (Otter Tail)</b>			
Minnesota Association of Townships	483	10.4%	50
<b>Total for Entity</b>	<b>\$483</b>		<b>\$50</b>
<b>Andover Township (Polk)</b>			
Minnesota Association of Townships	307	10.4%	32
<b>Total for Entity</b>	<b>\$307</b>		<b>\$32</b>
<b>Andrea Township (Wilkin)</b>			
Minnesota Association of Townships	294	10.4%	31
<b>Total for Entity</b>	<b>\$294</b>		<b>\$31</b>
<b>Angora Township (Saint Louis)</b>			
Minnesota Association of Townships	344	10.4%	36
<b>Total for Entity</b>	<b>\$344</b>		<b>\$36</b>
<b>Angus Township (Polk)</b>			
Minnesota Association of Townships	292	10.4%	30
<b>Total for Entity</b>	<b>\$292</b>		<b>\$30</b>

**Table 5**  
**2019 Lobbying Expenditures Paid With Association Dues**  
**Listed by Entity**

Name of Entity (County) Association Name	Total Local Government Dues	Proportion of Dues Used for Lobbying	Total Dues Used for Lobbying
<b>Ann Lake Township (Kanabec)</b>			
Minnesota Association of Townships	480	10.4%	50
<b>Total for Entity</b>	<b>\$480</b>		<b>\$50</b>
<b>Ann Township (Cottonwood)</b>			
Minnesota Association of Townships	319	10.4%	33
<b>Total for Entity</b>	<b>\$319</b>		<b>\$33</b>
<b>Anoka County</b>			
Association of Minnesota Counties	67,573	13.5%	9,122
<b>Total for Entity</b>	<b>\$67,573</b>		<b>\$9,122</b>
<b>Anoka Housing and Redevelopment Authority</b>			
League of Minnesota Cities	1,954	10.6%	207
<b>Total for Entity</b>	<b>\$1,954</b>		<b>\$207</b>
<b>Anoka Soil and Water Conservation District</b>			
League of Minnesota Cities	1,954	10.6%	207
Minnesota Association of Soil and Water Conservation Districts	4,848	16.1%	781
<b>Total for Entity</b>	<b>\$6,802</b>		<b>\$988</b>
<b>Ansel Township (Cass)</b>			
Minnesota Association of Townships	302	10.4%	31
<b>Total for Entity</b>	<b>\$302</b>		<b>\$31</b>
<b>Anthony Township (Norman)</b>			
Minnesota Association of Townships	286	10.4%	30
<b>Total for Entity</b>	<b>\$286</b>		<b>\$30</b>
<b>Antrim Township (Watonwan)</b>			
Minnesota Association of Townships	341	10.4%	35
<b>Total for Entity</b>	<b>\$341</b>		<b>\$35</b>
<b>Appleton Township (Swift)</b>			
Minnesota Association of Townships	335	10.4%	35
<b>Total for Entity</b>	<b>\$335</b>		<b>\$35</b>
<b>Arago Township (Hubbard)</b>			
Minnesota Association of Townships	541	10.4%	56
<b>Total for Entity</b>	<b>\$541</b>		<b>\$56</b>



**Table 5**  
**2019 Lobbying Expenditures Paid With Association Dues**  
**Listed by Entity**

Name of Entity (County) Association Name	Total Local Government Dues	Proportion of Dues Used for Lobbying	Total Dues Used for Lobbying
<b>Arbo Township (Itasca)</b>			
Minnesota Association of Townships	614	10.4%	64
<b>Total for Entity</b>	<b>\$614</b>		<b>\$64</b>
<b>Arctander Township (Kandiyohi)</b>			
Minnesota Association of Townships	456	10.4%	47
<b>Total for Entity</b>	<b>\$456</b>		<b>\$47</b>
<b>Ardenhurst Township (Itasca)</b>			
Minnesota Association of Townships	322	10.4%	33
<b>Total for Entity</b>	<b>\$322</b>		<b>\$33</b>
<b>Area Special Education Cooperative - #997</b>			
Minnesota Rural Education Association	600	45.1%	271
<b>Total for Entity</b>	<b>\$600</b>		<b>\$271</b>
<b>Arena Township (Lac qui Parle)</b>			
Minnesota Association of Townships	307	10.4%	32
<b>Total for Entity</b>	<b>\$307</b>		<b>\$32</b>
<b>Arendahl Township (Fillmore)</b>			
Minnesota Association of Townships	448	10.4%	47
<b>Total for Entity</b>	<b>\$448</b>		<b>\$47</b>
<b>Arlington Township (Sibley)</b>			
Minnesota Association of Townships	507	10.4%	53
<b>Total for Entity</b>	<b>\$507</b>		<b>\$53</b>
<b>Arlone Township (Pine)</b>			
Minnesota Association of Townships	444	10.4%	46
<b>Total for Entity</b>	<b>\$444</b>		<b>\$46</b>
<b>Arna Township (Pine)</b>			
Minnesota Association of Townships	308	10.4%	32
<b>Total for Entity</b>	<b>\$308</b>		<b>\$32</b>
<b>Arrowhead Township (Saint Louis)</b>			
Minnesota Association of Townships	336	10.4%	35
<b>Total for Entity</b>	<b>\$336</b>		<b>\$35</b>

**Table 5**  
**2019 Lobbying Expenditures Paid With Association Dues**  
**Listed by Entity**

Name of Entity (County) Association Name	Total Local Government Dues	Proportion of Dues Used for Lobbying	Total Dues Used for Lobbying
<b>Arthur Township (Kanabec)</b>			
Minnesota Association of Townships	996	10.4%	104
<b>Total for Entity</b>	<b>\$996</b>		<b>\$104</b>
<b>Arthur Township (Traverse)</b>			
Minnesota Association of Townships	292	10.4%	30
<b>Total for Entity</b>	<b>\$292</b>		<b>\$30</b>
<b>Artichoke Township (Big Stone)</b>			
Minnesota Association of Townships	295	10.4%	31
<b>Total for Entity</b>	<b>\$295</b>		<b>\$31</b>
<b>Arveson Township (Kittson)</b>			
Minnesota Association of Townships	301	10.4%	31
<b>Total for Entity</b>	<b>\$301</b>		<b>\$31</b>
<b>Ash Lake Township (Lincoln)</b>			
Minnesota Association of Townships	314	10.4%	33
<b>Total for Entity</b>	<b>\$314</b>		<b>\$33</b>
<b>Ashland Township (Dodge)</b>			
Minnesota Association of Townships	437	10.4%	45
<b>Total for Entity</b>	<b>\$437</b>		<b>\$45</b>
<b>Ashley Township (Stearns)</b>			
Minnesota Association of Townships	431	10.4%	45
<b>Total for Entity</b>	<b>\$431</b>		<b>\$45</b>
<b>Athens Township (Isanti)</b>			
Minnesota Association of Townships	1,107	10.4%	115
<b>Total for Entity</b>	<b>\$1,107</b>		<b>\$115</b>
<b>Atherton Township (Wilkin)</b>			
Minnesota Association of Townships	319	10.4%	33
<b>Total for Entity</b>	<b>\$319</b>		<b>\$33</b>
<b>Atkinson Township (Carlton)</b>			
Minnesota Association of Townships	474	10.4%	49
<b>Total for Entity</b>	<b>\$474</b>		<b>\$49</b>

**Table 5**  
**2019 Lobbying Expenditures Paid With Association Dues**  
**Listed by Entity**

Name of Entity (County) Association Name	Total Local Government Dues	Proportion of Dues Used for Lobbying	Total Dues Used for Lobbying
<b>Atlanta Township (Becker)</b>			
Minnesota Association of Townships	308	10.4%	32
<b>Total for Entity</b>	<b>\$308</b>		<b>\$32</b>
<b>Audubon Township (Becker)</b>			
Minnesota Association of Townships	533	10.4%	55
<b>Total for Entity</b>	<b>\$533</b>		<b>\$55</b>
<b>Augsburg Township (Marshall)</b>			
Minnesota Association of Townships	290	10.4%	30
<b>Total for Entity</b>	<b>\$290</b>		<b>\$30</b>
<b>Augusta Township (Lac qui Parle)</b>			
Minnesota Association of Townships	299	10.4%	31
<b>Total for Entity</b>	<b>\$299</b>		<b>\$31</b>
<b>Ault Township (Saint Louis)</b>			
Minnesota Association of Townships	307	10.4%	32
<b>Total for Entity</b>	<b>\$307</b>		<b>\$32</b>
<b>Aurdal Township (Otter Tail)</b>			
Minnesota Association of Townships	887	10.4%	92
<b>Total for Entity</b>	<b>\$887</b>		<b>\$92</b>
<b>Aurora Township (Steele)</b>			
Minnesota Association of Townships	519	10.4%	54
<b>Total for Entity</b>	<b>\$519</b>		<b>\$54</b>
<b>Austin Township (Mower)</b>			
Minnesota Association of Townships	610	10.4%	63
<b>Total for Entity</b>	<b>\$610</b>		<b>\$63</b>
<b>Automba Township (Carlton)</b>			
Minnesota Association of Townships	317	10.4%	33
<b>Total for Entity</b>	<b>\$317</b>		<b>\$33</b>
<b>Avon Township (Stearns)</b>			
Minnesota Association of Townships	1,150	10.4%	120
<b>Total for Entity</b>	<b>\$1,150</b>		<b>\$120</b>

**Table 5**  
**2019 Lobbying Expenditures Paid With Association Dues**  
**Listed by Entity**

Name of Entity (County) Association Name	Total Local Government Dues	Proportion of Dues Used for Lobbying	Total Dues Used for Lobbying
<b>Badger Township (Polk)</b>			
Minnesota Association of Townships	307	10.4%	32
<b>Total for Entity</b>	<b>\$307</b>		<b>\$32</b>
<b>Badoura Township (Hubbard)</b>			
Minnesota Association of Townships	314	10.4%	33
<b>Total for Entity</b>	<b>\$314</b>		<b>\$33</b>
<b>Baker Township (Stevens)</b>			
Minnesota Association of Townships	303	10.4%	32
<b>Total for Entity</b>	<b>\$303</b>		<b>\$32</b>
<b>Baldwin Township (Sherburne)</b>			
Minnesota Association of Townships	2,650	10.4%	276
<b>Total for Entity</b>	<b>\$2,650</b>		<b>\$276</b>
<b>Balkan Township (Saint Louis)</b>			
Minnesota Association of Townships	605	10.4%	63
Range Association of Municipalities and Schools	300	72.3%	217
<b>Total for Entity</b>	<b>\$905</b>		<b>\$280</b>
<b>Ball Bluff Township (Aitkin)</b>			
Minnesota Association of Townships	423	10.4%	44
<b>Total for Entity</b>	<b>\$423</b>		<b>\$44</b>
<b>Balsam Township (Aitkin)</b>			
Minnesota Association of Townships	283	10.4%	29
<b>Total for Entity</b>	<b>\$283</b>		<b>\$29</b>
<b>Balsam Township (Itasca)</b>			
Minnesota Association of Townships	512	10.4%	53
<b>Total for Entity</b>	<b>\$512</b>		<b>\$53</b>
<b>Bancroft Township (Freeborn)</b>			
Minnesota Association of Townships	637	10.4%	66
<b>Total for Entity</b>	<b>\$637</b>		<b>\$66</b>
<b>Bandon Township (Renville)</b>			
Minnesota Association of Townships	318	10.4%	33
<b>Total for Entity</b>	<b>\$318</b>		<b>\$33</b>

**Table 5**  
**2019 Lobbying Expenditures Paid With Association Dues**  
**Listed by Entity**

Name of Entity (County) Association Name	Total Local Government Dues	Proportion of Dues Used for Lobbying	Total Dues Used for Lobbying
<b>Bangor Township (Pope)</b>			
Minnesota Association of Townships	330	10.4%	34
<b>Total for Entity</b>	<b>\$330</b>		<b>\$34</b>
<b>Banning Junction Area Water and Sanitary Sewer District</b>			
League of Minnesota Cities	1,954	10.6%	207
<b>Total for Entity</b>	<b>\$1,954</b>		<b>\$207</b>
<b>Barber Township (Faribault)</b>			
Minnesota Association of Townships	343	10.4%	36
<b>Total for Entity</b>	<b>\$343</b>		<b>\$36</b>
<b>Barclay Township (Cass)</b>			
Minnesota Association of Townships	525	10.4%	55
<b>Total for Entity</b>	<b>\$525</b>		<b>\$55</b>
<b>Barnesville Township (Clay)</b>			
Minnesota Association of Townships	318	10.4%	33
<b>Total for Entity</b>	<b>\$318</b>		<b>\$33</b>
<b>Barnett Township (Roseau)</b>			
Minnesota Association of Townships	311	10.4%	32
<b>Total for Entity</b>	<b>\$311</b>		<b>\$32</b>
<b>Barnum Township (Carlton)</b>			
Minnesota Association of Townships	750	10.4%	78
<b>Total for Entity</b>	<b>\$750</b>		<b>\$78</b>
<b>Barry Township (Pine)</b>			
Minnesota Association of Townships	519	10.4%	54
<b>Total for Entity</b>	<b>\$519</b>		<b>\$54</b>
<b>Barsness Township (Pope)</b>			
Minnesota Association of Townships	315	10.4%	33
<b>Total for Entity</b>	<b>\$315</b>		<b>\$33</b>
<b>Bartlett Township (Todd)</b>			
Minnesota Association of Townships	481	10.4%	50
<b>Total for Entity</b>	<b>\$481</b>		<b>\$50</b>

**Table 5**  
**2019 Lobbying Expenditures Paid With Association Dues**  
**Listed by Entity**

Name of Entity (County) Association Name	Total Local Government Dues	Proportion of Dues Used for Lobbying	Total Dues Used for Lobbying
<b>Barto Township (Roseau)</b>			
Minnesota Association of Townships	311	10.4%	32
<b>Total for Entity</b>	<b>\$311</b>		<b>\$32</b>
<b>Bashaw Township (Brown)</b>			
Minnesota Association of Townships	342	10.4%	36
<b>Total for Entity</b>	<b>\$342</b>		<b>\$36</b>
<b>Bassett Creek Water Management Commission</b>			
Minnesota Association of Watershed Districts	500	37.6%	188
<b>Total for Entity</b>	<b>\$500</b>		<b>\$188</b>
<b>Bassett Township (Saint Louis)</b>			
Minnesota Association of Townships	285	10.4%	30
<b>Total for Entity</b>	<b>\$285</b>		<b>\$30</b>
<b>Bath Township (Freeborn)</b>			
Minnesota Association of Townships	472	10.4%	49
<b>Total for Entity</b>	<b>\$472</b>		<b>\$49</b>
<b>Battle Plain Township (Rock)</b>			
Minnesota Association of Townships	329	10.4%	34
<b>Total for Entity</b>	<b>\$329</b>		<b>\$34</b>
<b>Battle Township (Beltrami)</b>			
Minnesota Association of Townships	286	10.4%	30
<b>Total for Entity</b>	<b>\$286</b>		<b>\$30</b>
<b>Baxter Township (Lac qui Parle)</b>			
Minnesota Association of Townships	329	10.4%	34
<b>Total for Entity</b>	<b>\$329</b>		<b>\$34</b>
<b>Bay Lake Township (Crow Wing)</b>			
Minnesota Association of Townships	639	10.4%	66
<b>Total for Entity</b>	<b>\$639</b>		<b>\$66</b>
<b>Baytown Township (Washington)</b>			
Minnesota Association of Townships	1,019	10.4%	106
<b>Total for Entity</b>	<b>\$1,019</b>		<b>\$106</b>

**Table 5**  
**2019 Lobbying Expenditures Paid With Association Dues**  
**Listed by Entity**

Name of Entity (County) Association Name	Total Local Government Dues	Proportion of Dues Used for Lobbying	Total Dues Used for Lobbying
<b>Bear Creek Township (Clearwater)</b>			
Minnesota Association of Townships	306	10.4%	32
<b>Total for Entity</b>	<b>\$306</b>		<b>\$32</b>
<b>Bear Park Township (Norman)</b>			
Minnesota Association of Townships	327	10.4%	34
<b>Total for Entity</b>	<b>\$327</b>		<b>\$34</b>
<b>Bearville Township (Itasca)</b>			
Minnesota Association of Townships	332	10.4%	35
<b>Total for Entity</b>	<b>\$332</b>		<b>\$35</b>
<b>Beatty Township (Saint Louis)</b>			
Minnesota Association of Townships	451	10.4%	47
<b>Total for Entity</b>	<b>\$451</b>		<b>\$47</b>
<b>Beauford Township (Blue Earth)</b>			
Minnesota Association of Townships	462	10.4%	48
<b>Total for Entity</b>	<b>\$462</b>		<b>\$48</b>
<b>Beaulieu Township (Mahnomen)</b>			
Minnesota Association of Townships	303	10.4%	32
<b>Total for Entity</b>	<b>\$303</b>		<b>\$32</b>
<b>Beaver Bay Township (Lake)</b>			
Minnesota Association of Townships	495	10.4%	51
<b>Total for Entity</b>	<b>\$495</b>		<b>\$51</b>
<b>Beaver Creek Township (Rock)</b>			
Minnesota Association of Townships	461	10.4%	48
<b>Total for Entity</b>	<b>\$461</b>		<b>\$48</b>
<b>Beaver Falls Township (Renville)</b>			
Minnesota Association of Townships	328	10.4%	34
<b>Total for Entity</b>	<b>\$328</b>		<b>\$34</b>
<b>Beaver Township (Aitkin)</b>			
Minnesota Association of Townships	284	10.4%	30
<b>Total for Entity</b>	<b>\$284</b>		<b>\$30</b>

**Table 5**  
**2019 Lobbying Expenditures Paid With Association Dues**  
**Listed by Entity**

Name of Entity (County) Association Name	Total Local Government Dues	Proportion of Dues Used for Lobbying	Total Dues Used for Lobbying
<b>Beaver Township (Fillmore)</b>			
Minnesota Association of Townships	346	10.4%	36
<b>Total for Entity</b>	<b>\$346</b>		<b>\$36</b>
<b>Beaver Township (Roseau)</b>			
Minnesota Association of Townships	301	10.4%	31
<b>Total for Entity</b>	<b>\$301</b>		<b>\$31</b>
<b>Becker County</b>			
Association of Minnesota Counties	20,069	13.5%	2,709
Greater Minnesota Parks and Trails	300	68.3%	205
Minnesota Rural Counties Caucus	2,700	41.0%	1,107
<b>Total for Entity</b>	<b>\$23,069</b>		<b>\$4,021</b>
<b>Becker Soil and Water Conservation District</b>			
Minnesota Association of Soil and Water Conservation Districts	3,886	16.1%	626
<b>Total for Entity</b>	<b>\$3,886</b>		<b>\$626</b>
<b>Becker Township (Cass)</b>			
Minnesota Association of Townships	507	10.4%	53
<b>Total for Entity</b>	<b>\$507</b>		<b>\$53</b>
<b>Becker Township (Sherburne)</b>			
Minnesota Association of Townships	2,163	10.4%	225
<b>Total for Entity</b>	<b>\$2,163</b>		<b>\$225</b>
<b>Bejou Township (Mahnomen)</b>			
Minnesota Association of Townships	296	10.4%	31
<b>Total for Entity</b>	<b>\$296</b>		<b>\$31</b>
<b>Belfast Township (Murray)</b>			
Minnesota Association of Townships	326	10.4%	34
<b>Total for Entity</b>	<b>\$326</b>		<b>\$34</b>
<b>Belgium Township (Polk)</b>			
Minnesota Association of Townships	295	10.4%	31
<b>Total for Entity</b>	<b>\$295</b>		<b>\$31</b>



**Table 5**  
**2019 Lobbying Expenditures Paid With Association Dues**  
**Listed by Entity**

Name of Entity (County) Association Name	Total Local Government Dues	Proportion of Dues Used for Lobbying	Total Dues Used for Lobbying
<b>Belgrade Township (Nicollet)</b>			
Minnesota Association of Townships	747	10.4%	78
<b>Total for Entity</b>	<b>\$747</b>		<b>\$78</b>
<b>Belle Creek Township (Goodhue)</b>			
Minnesota Association of Townships	502	10.4%	52
<b>Total for Entity</b>	<b>\$502</b>		<b>\$52</b>
<b>Belle Plaine Township (Scott)</b>			
Minnesota Association of Townships	638	10.4%	66
<b>Total for Entity</b>	<b>\$638</b>		<b>\$66</b>
<b>Belle Prairie Township (Morrison)</b>			
Minnesota Association of Townships	525	10.4%	55
<b>Total for Entity</b>	<b>\$525</b>		<b>\$55</b>
<b>Belle River Township (Douglas)</b>			
Minnesota Association of Townships	453	10.4%	47
<b>Total for Entity</b>	<b>\$453</b>		<b>\$47</b>
<b>Bellevue Township (Morrison)</b>			
Minnesota Association of Townships	764	10.4%	79
<b>Total for Entity</b>	<b>\$764</b>		<b>\$79</b>
<b>Belmont Township (Jackson)</b>			
Minnesota Association of Townships	334	10.4%	35
<b>Total for Entity</b>	<b>\$334</b>		<b>\$35</b>
<b>Beltrami County</b>			
Association of Minnesota Counties	23,030	13.5%	3,109
Greater Minnesota Parks and Trails	300	68.3%	205
<b>Total for Entity</b>	<b>\$23,330</b>		<b>\$3,314</b>
<b>Beltrami Soil and Water Conservation District</b>			
Minnesota Association of Soil and Water Conservation Districts	4,201	16.1%	676
<b>Total for Entity</b>	<b>\$4,201</b>		<b>\$676</b>
<b>Belvidere Township (Goodhue)</b>			
Minnesota Association of Townships	488	10.4%	51
<b>Total for Entity</b>	<b>\$488</b>		<b>\$51</b>

**Table 5**  
**2019 Lobbying Expenditures Paid With Association Dues**  
**Listed by Entity**

Name of Entity (County) Association Name	Total Local Government Dues	Proportion of Dues Used for Lobbying	Total Dues Used for Lobbying
<b>Bemidji Regional Interdistrict Council Special Education Cooperative - #998</b>			
Minnesota Rural Education Association	600	45.1%	271
<b>Total for Entity</b>	<b>\$600</b>		<b>\$271</b>
<b>Bemidji Township (Beltrami)</b>			
Minnesota Association of Townships	1,407	10.4%	146
<b>Total for Entity</b>	<b>\$1,407</b>		<b>\$146</b>
<b>Ben Wade Township (Pope)</b>			
Minnesota Association of Townships	421	10.4%	44
<b>Total for Entity</b>	<b>\$421</b>		<b>\$44</b>
<b>Bennington Township (Mower)</b>			
Minnesota Association of Townships	322	10.4%	33
<b>Total for Entity</b>	<b>\$322</b>		<b>\$33</b>
<b>Benson Township (Swift)</b>			
Minnesota Association of Townships	439	10.4%	46
<b>Total for Entity</b>	<b>\$439</b>		<b>\$46</b>
<b>Benton County</b>			
Association of Minnesota Counties	20,806	13.5%	2,809
Minnesota Inter-County Association	11,856	36.0%	4,268
<b>Total for Entity</b>	<b>\$32,662</b>		<b>\$7,077</b>
<b>Benton Soil and Water Conservation District</b>			
Minnesota Association of Soil and Water Conservation Districts	3,957	16.1%	637
<b>Total for Entity</b>	<b>\$3,957</b>		<b>\$637</b>
<b>Benton Township (Carver)</b>			
Minnesota Association of Townships	589	10.4%	61
<b>Total for Entity</b>	<b>\$589</b>		<b>\$61</b>
<b>Benville Township (Beltrami)</b>			
Minnesota Association of Townships	300	10.4%	31
<b>Total for Entity</b>	<b>\$300</b>		<b>\$31</b>
<b>Bergen Township (McLeod)</b>			
Minnesota Association of Townships	641	10.4%	67
<b>Total for Entity</b>	<b>\$641</b>		<b>\$67</b>

**Table 5**  
**2019 Lobbying Expenditures Paid With Association Dues**  
**Listed by Entity**

Name of Entity (County) Association Name	Total Local Government Dues	Proportion of Dues Used for Lobbying	Total Dues Used for Lobbying
<b>Berlin Township (Steele)</b>			
Minnesota Association of Townships	516	10.4%	54
<b>Total for Entity</b>	<b>\$516</b>		<b>\$54</b>
<b>Bernadotte Township (Nicollet)</b>			
Minnesota Association of Townships	424	10.4%	44
<b>Total for Entity</b>	<b>\$424</b>		<b>\$44</b>
<b>Bertha Township (Todd)</b>			
Minnesota Association of Townships	470	10.4%	49
<b>Total for Entity</b>	<b>\$470</b>		<b>\$49</b>
<b>Beseman Township (Carlton)</b>			
Minnesota Association of Townships	313	10.4%	33
<b>Total for Entity</b>	<b>\$313</b>		<b>\$33</b>
<b>Beulah Township (Cass)</b>			
Minnesota Association of Townships	292	10.4%	30
<b>Total for Entity</b>	<b>\$292</b>		<b>\$30</b>
<b>Big Bend Township (Chippewa)</b>			
Minnesota Association of Townships	347	10.4%	36
<b>Total for Entity</b>	<b>\$347</b>		<b>\$36</b>
<b>Big Lake Township (Sherburne)</b>			
Minnesota Association of Townships	2,912	10.4%	303
<b>Total for Entity</b>	<b>\$2,912</b>		<b>\$303</b>
<b>Big Stone County</b>			
Association of Minnesota Counties	7,068	13.5%	954
Minnesota Rural Counties Caucus	2,200	41.0%	902
<b>Total for Entity</b>	<b>\$9,268</b>		<b>\$1,856</b>
<b>Big Stone Soil and Water Conservation District</b>			
Minnesota Association of Soil and Water Conservation Districts	2,511	16.1%	404
<b>Total for Entity</b>	<b>\$2,511</b>		<b>\$404</b>
<b>Big Stone Township (Big Stone)</b>			
Minnesota Association of Townships	430	10.4%	45
<b>Total for Entity</b>	<b>\$430</b>		<b>\$45</b>

**Table 5**  
**2019 Lobbying Expenditures Paid With Association Dues**  
**Listed by Entity**

Name of Entity (County) Association Name	Total Local Government Dues	Proportion of Dues Used for Lobbying	Total Dues Used for Lobbying
<b>Big Woods Township (Marshall)</b>			
Minnesota Association of Townships	282	10.4%	29
<b>Total for Entity</b>	<b>\$282</b>		<b>\$29</b>
<b>Bigelow Township (Nobles)</b>			
Minnesota Association of Townships	459	10.4%	48
<b>Total for Entity</b>	<b>\$459</b>		<b>\$48</b>
<b>Bigfork Township (Itasca)</b>			
Minnesota Association of Townships	442	10.4%	46
<b>Total for Entity</b>	<b>\$442</b>		<b>\$46</b>
<b>Birch Cooley Township (Renville)</b>			
Minnesota Association of Townships	345	10.4%	36
<b>Total for Entity</b>	<b>\$345</b>		<b>\$36</b>
<b>Birch Creek Township (Pine)</b>			
Minnesota Association of Townships	340	10.4%	35
<b>Total for Entity</b>	<b>\$340</b>		<b>\$35</b>
<b>Birch Lake Township (Cass)</b>			
Minnesota Association of Townships	508	10.4%	53
<b>Total for Entity</b>	<b>\$508</b>		<b>\$53</b>
<b>Birch Township (Beltrami)</b>			
Minnesota Association of Townships	312	10.4%	32
<b>Total for Entity</b>	<b>\$312</b>		<b>\$32</b>
<b>Birchdale Township (Todd)</b>			
Minnesota Association of Townships	615	10.4%	64
<b>Total for Entity</b>	<b>\$615</b>		<b>\$64</b>
<b>Bird Island Township (Renville)</b>			
Minnesota Association of Townships	328	10.4%	34
<b>Total for Entity</b>	<b>\$328</b>		<b>\$34</b>
<b>Bismarck Township (Sibley)</b>			
Minnesota Association of Townships	436	10.4%	45
<b>Total for Entity</b>	<b>\$436</b>		<b>\$45</b>

**Table 5**  
**2019 Lobbying Expenditures Paid With Association Dues**  
**Listed by Entity**

Name of Entity (County) Association Name	Total Local Government Dues	Proportion of Dues Used for Lobbying	Total Dues Used for Lobbying
<b>Biwabik Township (Saint Louis)</b>			
Minnesota Association of Townships	597	10.4%	62
<b>Total for Entity</b>	<b>\$597</b>		<b>\$62</b>
<b>Black Hammer Township (Houston)</b>			
Minnesota Association of Townships	345	10.4%	36
<b>Total for Entity</b>	<b>\$345</b>		<b>\$36</b>
<b>Black River Township (Pennington)</b>			
Minnesota Association of Townships	294	10.4%	31
<b>Total for Entity</b>	<b>\$294</b>		<b>\$31</b>
<b>Blackberry Township (Itasca)</b>			
Minnesota Association of Townships	624	10.4%	65
<b>Total for Entity</b>	<b>\$624</b>		<b>\$65</b>
<b>Blackhoof Township (Carlton)</b>			
Minnesota Association of Townships	626	10.4%	65
<b>Total for Entity</b>	<b>\$626</b>		<b>\$65</b>
<b>Blakeley Township (Scott)</b>			
Minnesota Association of Townships	482	10.4%	50
<b>Total for Entity</b>	<b>\$482</b>		<b>\$50</b>
<b>Blind Lake Township (Cass)</b>			
Minnesota Association of Townships	298	10.4%	31
<b>Total for Entity</b>	<b>\$298</b>		<b>\$31</b>
<b>Bloom Township (Nobles)</b>			
Minnesota Association of Townships	321	10.4%	33
<b>Total for Entity</b>	<b>\$321</b>		<b>\$33</b>
<b>Bloomer Township (Marshall)</b>			
Minnesota Association of Townships	296	10.4%	31
<b>Total for Entity</b>	<b>\$296</b>		<b>\$31</b>
<b>Bloomfield Township (Fillmore)</b>			
Minnesota Association of Townships	449	10.4%	47
<b>Total for Entity</b>	<b>\$449</b>		<b>\$47</b>

**Table 5**  
**2019 Lobbying Expenditures Paid With Association Dues**  
**Listed by Entity**

Name of Entity (County) Association Name	Total Local Government Dues	Proportion of Dues Used for Lobbying	Total Dues Used for Lobbying
<b>Blooming Grove Township (Waseca)</b>			
Minnesota Association of Townships	509	10.4%	53
<b>Total for Entity</b>	<b>\$509</b>		<b>\$53</b>
<b>Blooming Prairie Township (Steele)</b>			
Minnesota Association of Townships	474	10.4%	49
<b>Total for Entity</b>	<b>\$474</b>		<b>\$49</b>
<b>Blowers Township (Otter Tail)</b>			
Minnesota Association of Townships	442	10.4%	46
<b>Total for Entity</b>	<b>\$442</b>		<b>\$46</b>
<b>Blue Earth City Township (Faribault)</b>			
Minnesota Association of Townships	455	10.4%	47
<b>Total for Entity</b>	<b>\$455</b>		<b>\$47</b>
<b>Blue Earth County</b>			
Association of Minnesota Counties	29,075	13.5%	3,925
Highway 14 Partnership	3,500	88.3%	3,090
Minnesota Inter-County Association	18,173	36.0%	6,542
<b>Total for Entity</b>	<b>\$50,748</b>		<b>\$13,557</b>
<b>Blue Earth Soil and Water Conservation District</b>			
Minnesota Association of Soil and Water Conservation Districts	4,835	16.1%	778
<b>Total for Entity</b>	<b>\$4,835</b>		<b>\$778</b>
<b>Blue Hill Township (Sherburne)</b>			
Minnesota Association of Townships	1,153	10.4%	120
<b>Total for Entity</b>	<b>\$1,153</b>		<b>\$120</b>
<b>Blue Mounds Township (Pope)</b>			
Minnesota Association of Townships	327	10.4%	34
<b>Total for Entity</b>	<b>\$327</b>		<b>\$34</b>
<b>Blueberry Township (Wadena)</b>			
Minnesota Association of Townships	569	10.4%	59
<b>Total for Entity</b>	<b>\$569</b>		<b>\$59</b>

**Table 5**  
**2019 Lobbying Expenditures Paid With Association Dues**  
**Listed by Entity**

Name of Entity (County) Association Name	Total Local Government Dues	Proportion of Dues Used for Lobbying	Total Dues Used for Lobbying
<b>Bluffton Township (Otter Tail)</b>			
Minnesota Association of Townships	492	10.4%	51
<b>Total for Entity</b>	<b>\$492</b>		<b>\$51</b>
<b>Bogus Brook Township (Mille Lacs)</b>			
Minnesota Association of Townships	861	10.4%	90
<b>Total for Entity</b>	<b>\$861</b>		<b>\$90</b>
<b>Bois de Sioux Watershed District</b>			
League of Minnesota Cities	1,954	10.6%	207
Minnesota Association of Watershed Districts	7,500	37.6%	2,820
<b>Total for Entity</b>	<b>\$9,454</b>		<b>\$3,027</b>
<b>Bondin Township (Murray)</b>			
Minnesota Association of Townships	426	10.4%	44
<b>Total for Entity</b>	<b>\$426</b>		<b>\$44</b>
<b>Boon Lake Township (Renville)</b>			
Minnesota Association of Townships	448	10.4%	47
<b>Total for Entity</b>	<b>\$448</b>		<b>\$47</b>
<b>Borgholm Township (Mille Lacs)</b>			
Minnesota Association of Townships	958	10.4%	100
<b>Total for Entity</b>	<b>\$958</b>		<b>\$100</b>
<b>Bowstring Township (Itasca)</b>			
Minnesota Association of Townships	341	10.4%	35
<b>Total for Entity</b>	<b>\$341</b>		<b>\$35</b>
<b>Boxville Township (Marshall)</b>			
Minnesota Association of Townships	280	10.4%	29
<b>Total for Entity</b>	<b>\$280</b>		<b>\$29</b>
<b>Boy Lake Township (Cass)</b>			
Minnesota Association of Townships	425	10.4%	44
<b>Total for Entity</b>	<b>\$425</b>		<b>\$44</b>
<b>Boy River Township (Cass)</b>			
Minnesota Association of Townships	298	10.4%	31
<b>Total for Entity</b>	<b>\$298</b>		<b>\$31</b>

**Table 5**  
**2019 Lobbying Expenditures Paid With Association Dues**  
**Listed by Entity**

Name of Entity (County) Association Name	Total Local Government Dues	Proportion of Dues Used for Lobbying	Total Dues Used for Lobbying
<b>Bradbury Township (Mille Lacs)</b>			
Minnesota Association of Townships	423	10.4%	44
<b>Total for Entity</b>	<b>\$423</b>		<b>\$44</b>
<b>Bradford Township (Isanti)</b>			
Minnesota Association of Townships	1,506	10.4%	157
<b>Total for Entity</b>	<b>\$1,506</b>		<b>\$157</b>
<b>Bradford Township (Wilkin)</b>			
Minnesota Association of Townships	295	10.4%	31
<b>Total for Entity</b>	<b>\$295</b>		<b>\$31</b>
<b>Brandon Township (Douglas)</b>			
Minnesota Association of Townships	577	10.4%	60
<b>Total for Entity</b>	<b>\$577</b>		<b>\$60</b>
<b>Brandrup Township (Wilkin)</b>			
Minnesota Association of Townships	320	10.4%	33
<b>Total for Entity</b>	<b>\$320</b>		<b>\$33</b>
<b>Brandsvold Township (Polk)</b>			
Minnesota Association of Townships	346	10.4%	36
<b>Total for Entity</b>	<b>\$346</b>		<b>\$36</b>
<b>Brandt Township (Polk)</b>			
Minnesota Association of Townships	287	10.4%	30
<b>Total for Entity</b>	<b>\$287</b>		<b>\$30</b>
<b>Bray Township (Pennington)</b>			
Minnesota Association of Townships	289	10.4%	30
<b>Total for Entity</b>	<b>\$289</b>		<b>\$30</b>
<b>Breckenridge Township (Wilkin)</b>			
Minnesota Association of Townships	420	10.4%	44
<b>Total for Entity</b>	<b>\$420</b>		<b>\$44</b>
<b>Breitung Township (Saint Louis)</b>			
League of Minnesota Cities	767	10.6%	81
Minnesota Association of Townships	526	10.4%	55
<b>Total for Entity</b>	<b>\$1,293</b>		<b>\$136</b>



**Table 5**  
**2019 Lobbying Expenditures Paid With Association Dues**  
**Listed by Entity**

Name of Entity (County) Association Name	Total Local Government Dues	Proportion of Dues Used for Lobbying	Total Dues Used for Lobbying
<b>Bremen Township (Pine)</b>			
Minnesota Association of Townships	346	10.4%	36
<b>Total for Entity</b>	<b>\$346</b>		<b>\$36</b>
<b>Brevator Township (Saint Louis)</b>			
Minnesota Association of Townships	806	10.4%	84
<b>Total for Entity</b>	<b>\$806</b>		<b>\$84</b>
<b>Bridgewater Township (Rice)</b>			
Minnesota Association of Townships	992	10.4%	103
<b>Total for Entity</b>	<b>\$992</b>		<b>\$103</b>
<b>Brighton Township (Nicollet)</b>			
Minnesota Association of Townships	316	10.4%	33
<b>Total for Entity</b>	<b>\$316</b>		<b>\$33</b>
<b>Brislet Township (Polk)</b>			
Minnesota Association of Townships	284	10.4%	30
<b>Total for Entity</b>	<b>\$284</b>		<b>\$30</b>
<b>Bristol Township (Fillmore)</b>			
Minnesota Association of Townships	458	10.4%	48
<b>Total for Entity</b>	<b>\$458</b>		<b>\$48</b>
<b>Brockway Township (Stearns)</b>			
Minnesota Association of Townships	1,310	10.4%	136
<b>Total for Entity</b>	<b>\$1,310</b>		<b>\$136</b>
<b>Brook Park Township (Pine)</b>			
Minnesota Association of Townships	501	10.4%	52
<b>Total for Entity</b>	<b>\$501</b>		<b>\$52</b>
<b>Brookfield Township (Renville)</b>			
Minnesota Association of Townships	316	10.4%	33
<b>Total for Entity</b>	<b>\$316</b>		<b>\$33</b>
<b>Brookville Township (Redwood)</b>			
Minnesota Association of Townships	336	10.4%	35
<b>Total for Entity</b>	<b>\$336</b>		<b>\$35</b>

**Table 5**  
**2019 Lobbying Expenditures Paid With Association Dues**  
**Listed by Entity**

Name of Entity (County) Association Name	Total Local Government Dues	Proportion of Dues Used for Lobbying	Total Dues Used for Lobbying
<b>Brown County</b>			
Association of Minnesota Counties	17,091	13.5%	2,307
Highway 14 Partnership	2,500	88.3%	2,208
<b>Total for Entity</b>	<b>\$19,591</b>		<b>\$4,515</b>
<b>Brown Soil and Water Conservation District</b>			
Minnesota Association of Soil and Water Conservation Districts	3,583	16.1%	577
<b>Total for Entity</b>	<b>\$3,583</b>		<b>\$577</b>
<b>Browns Creek Township (Red Lake)</b>			
Minnesota Association of Townships	284	10.4%	30
<b>Total for Entity</b>	<b>\$284</b>		<b>\$30</b>
<b>Browns Creek Watershed District</b>			
League of Minnesota Cities	1,954	10.6%	207
Minnesota Association of Watershed Districts	4,279	37.6%	1,609
<b>Total for Entity</b>	<b>\$6,233</b>		<b>\$1,816</b>
<b>Browns Valley Township (Big Stone)</b>			
Minnesota Association of Townships	310	10.4%	32
<b>Total for Entity</b>	<b>\$310</b>		<b>\$32</b>
<b>Brownsville Township (Houston)</b>			
Minnesota Association of Townships	485	10.4%	50
<b>Total for Entity</b>	<b>\$485</b>		<b>\$50</b>
<b>Bruce Township (Todd)</b>			
Minnesota Association of Townships	522	10.4%	54
<b>Total for Entity</b>	<b>\$522</b>		<b>\$54</b>
<b>Bruno Township (Pine)</b>			
Minnesota Association of Townships	325	10.4%	34
<b>Total for Entity</b>	<b>\$325</b>		<b>\$34</b>
<b>Brunswick Township (Kanabec)</b>			
Minnesota Association of Townships	832	10.4%	87
<b>Total for Entity</b>	<b>\$832</b>		<b>\$87</b>

**Table 5**  
**2019 Lobbying Expenditures Paid With Association Dues**  
**Listed by Entity**

Name of Entity (County) Association Name	Total Local Government Dues	Proportion of Dues Used for Lobbying	Total Dues Used for Lobbying
<b>Brush Creek Township (Faribault)</b>			
Minnesota Association of Townships	338	10.4%	35
<b>Total for Entity</b>	<b>\$338</b>		<b>\$35</b>
<b>Buckman Township (Morrison)</b>			
Minnesota Association of Townships	575	10.4%	60
<b>Total for Entity</b>	<b>\$575</b>		<b>\$60</b>
<b>Buffalo Creek Watershed District</b>			
League of Minnesota Cities	1,954	10.6%	207
Minnesota Association of Watershed Districts	5,528	37.6%	2,079
<b>Total for Entity</b>	<b>\$7,482</b>		<b>\$2,286</b>
<b>Buffalo Township (Wright)</b>			
Minnesota Association of Townships	1,017	10.4%	106
<b>Total for Entity</b>	<b>\$1,017</b>		<b>\$106</b>
<b>Buffalo-Red River Watershed District</b>			
Minnesota Association of Watershed Districts	7,500	37.6%	2,820
<b>Total for Entity</b>	<b>\$7,500</b>		<b>\$2,820</b>
<b>Buh Township (Morrison)</b>			
Minnesota Association of Townships	511	10.4%	53
<b>Total for Entity</b>	<b>\$511</b>		<b>\$53</b>
<b>Bull Moose Township (Cass)</b>			
Minnesota Association of Townships	314	10.4%	33
<b>Total for Entity</b>	<b>\$314</b>		<b>\$33</b>
<b>Bullard Township (Wadena)</b>			
Minnesota Association of Townships	337	10.4%	35
<b>Total for Entity</b>	<b>\$337</b>		<b>\$35</b>
<b>Bungo Township (Cass)</b>			
Minnesota Association of Townships	330	10.4%	34
<b>Total for Entity</b>	<b>\$330</b>		<b>\$34</b>
<b>Burbank Township (Kandiyohi)</b>			
Minnesota Association of Townships	519	10.4%	54
<b>Total for Entity</b>	<b>\$519</b>		<b>\$54</b>

**Table 5**  
**2019 Lobbying Expenditures Paid With Association Dues**  
**Listed by Entity**

Name of Entity (County) Association Name	Total Local Government Dues	Proportion of Dues Used for Lobbying	Total Dues Used for Lobbying
<b>Burke Township (Pipestone)</b>			
Minnesota Association of Townships	336	10.4%	35
<b>Total for Entity</b>	<b>\$336</b>		<b>\$35</b>
<b>Burleene Township (Todd)</b>			
Minnesota Association of Townships	449	10.4%	47
<b>Total for Entity</b>	<b>\$449</b>		<b>\$47</b>
<b>Burlington Township (Becker)</b>			
Minnesota Association of Townships	923	10.4%	96
<b>Total for Entity</b>	<b>\$923</b>		<b>\$96</b>
<b>Burnhamville Township (Todd)</b>			
Minnesota Association of Townships	575	10.4%	60
<b>Total for Entity</b>	<b>\$575</b>		<b>\$60</b>
<b>Burnstown Township (Brown)</b>			
Minnesota Association of Townships	348	10.4%	36
<b>Total for Entity</b>	<b>\$348</b>		<b>\$36</b>
<b>Burton Township (Yellow Medicine)</b>			
Minnesota Association of Townships	313	10.4%	33
<b>Total for Entity</b>	<b>\$313</b>		<b>\$33</b>
<b>Buse Township (Otter Tail)</b>			
Minnesota Association of Townships	497	10.4%	52
<b>Total for Entity</b>	<b>\$497</b>		<b>\$52</b>
<b>Butler Township (Otter Tail)</b>			
Minnesota Association of Townships	428	10.4%	45
<b>Total for Entity</b>	<b>\$428</b>		<b>\$45</b>
<b>Butterfield Township (Watonwan)</b>			
Minnesota Association of Townships	335	10.4%	35
<b>Total for Entity</b>	<b>\$335</b>		<b>\$35</b>
<b>Butternut Valley Township (Blue Earth)</b>			
Minnesota Association of Townships	434	10.4%	45
<b>Total for Entity</b>	<b>\$434</b>		<b>\$45</b>

**Table 5**  
**2019 Lobbying Expenditures Paid With Association Dues**  
**Listed by Entity**

Name of Entity (County) Association Name	Total Local Government Dues	Proportion of Dues Used for Lobbying	Total Dues Used for Lobbying
<b>Buzzle Township (Beltrami)</b>			
Minnesota Association of Townships	437	10.4%	45
<b>Total for Entity</b>	<b>\$437</b>		<b>\$45</b>
<b>Bygland Township (Polk)</b>			
Minnesota Association of Townships	423	10.4%	44
<b>Total for Entity</b>	<b>\$423</b>		<b>\$44</b>
<b>Byron Township (Cass)</b>			
Minnesota Association of Townships	315	10.4%	33
<b>Total for Entity</b>	<b>\$315</b>		<b>\$33</b>
<b>Byron Township (Waseca)</b>			
Minnesota Association of Townships	338	10.4%	35
<b>Total for Entity</b>	<b>\$338</b>		<b>\$35</b>
<b>Cairo Township (Renville)</b>			
Minnesota Association of Townships	337	10.4%	35
<b>Total for Entity</b>	<b>\$337</b>		<b>\$35</b>
<b>Caledonia Township (Houston)</b>			
Minnesota Association of Townships	546	10.4%	57
<b>Total for Entity</b>	<b>\$546</b>		<b>\$57</b>
<b>Callaway Township (Becker)</b>			
Minnesota Association of Townships	433	10.4%	45
<b>Total for Entity</b>	<b>\$433</b>		<b>\$45</b>
<b>Cambria Township (Blue Earth)</b>			
Minnesota Association of Townships	347	10.4%	36
<b>Total for Entity</b>	<b>\$347</b>		<b>\$36</b>
<b>Cambridge Township (Isanti)</b>			
Minnesota Association of Townships	1,181	10.4%	123
<b>Total for Entity</b>	<b>\$1,181</b>		<b>\$123</b>
<b>Camden Township (Carver)</b>			
Minnesota Association of Townships	645	10.4%	67
<b>Total for Entity</b>	<b>\$645</b>		<b>\$67</b>

**Table 5**  
**2019 Lobbying Expenditures Paid With Association Dues**  
**Listed by Entity**

Name of Entity (County) Association Name	Total Local Government Dues	Proportion of Dues Used for Lobbying	Total Dues Used for Lobbying
<b>Cameron Township (Murray)</b>			
Minnesota Association of Townships	311	10.4%	32
<b>Total for Entity</b>	<b>\$311</b>		<b>\$32</b>
<b>Camp 5 Township (Saint Louis)</b>			
Minnesota Association of Townships	280	10.4%	29
<b>Total for Entity</b>	<b>\$280</b>		<b>\$29</b>
<b>Camp Lake Township (Swift)</b>			
Minnesota Association of Townships	333	10.4%	35
<b>Total for Entity</b>	<b>\$333</b>		<b>\$35</b>
<b>Camp Release Township (Lac qui Parle)</b>			
Minnesota Association of Townships	433	10.4%	45
<b>Total for Entity</b>	<b>\$433</b>		<b>\$45</b>
<b>Camp Township (Renville)</b>			
Minnesota Association of Townships	326	10.4%	34
<b>Total for Entity</b>	<b>\$326</b>		<b>\$34</b>
<b>Campbell Township (Wilkin)</b>			
Minnesota Association of Townships	288	10.4%	30
<b>Total for Entity</b>	<b>\$288</b>		<b>\$30</b>
<b>Candor Township (Otter Tail)</b>			
Minnesota Association of Townships	523	10.4%	54
<b>Total for Entity</b>	<b>\$523</b>		<b>\$54</b>
<b>Canisteo Township (Dodge)</b>			
Minnesota Association of Townships	547	10.4%	57
<b>Total for Entity</b>	<b>\$547</b>		<b>\$57</b>
<b>Cannon City Township (Rice)</b>			
Minnesota Association of Townships	817	10.4%	85
<b>Total for Entity</b>	<b>\$817</b>		<b>\$85</b>
<b>Cannon Falls Township (Goodhue)</b>			
Minnesota Association of Townships	750	10.4%	78
<b>Total for Entity</b>	<b>\$750</b>		<b>\$78</b>

**Table 5**  
**2019 Lobbying Expenditures Paid With Association Dues**  
**Listed by Entity**

Name of Entity (County) Association Name	Total Local Government Dues	Proportion of Dues Used for Lobbying	Total Dues Used for Lobbying
<b>Cannon Township (Kittson)</b>			
Minnesota Association of Townships	274	10.4%	28
<b>Total for Entity</b>	<b>\$274</b>		<b>\$28</b>
<b>Canosia Township (Saint Louis)</b>			
Minnesota Association of Townships	1,108	10.4%	115
<b>Total for Entity</b>	<b>\$1,108</b>		<b>\$115</b>
<b>Canton Township (Fillmore)</b>			
Minnesota Association of Townships	575	10.4%	60
<b>Total for Entity</b>	<b>\$575</b>		<b>\$60</b>
<b>Capitol Region Watershed District</b>			
League of Minnesota Cities	1,954	10.6%	207
Minnesota Association of Watershed Districts	7,500	37.6%	2,820
<b>Total for Entity</b>	<b>\$9,454</b>		<b>\$3,027</b>
<b>Caribou Township (Kittson)</b>			
Minnesota Association of Townships	283	10.4%	29
<b>Total for Entity</b>	<b>\$283</b>		<b>\$29</b>
<b>Carimona Township (Fillmore)</b>			
Minnesota Association of Townships	432	10.4%	45
<b>Total for Entity</b>	<b>\$432</b>		<b>\$45</b>
<b>Carlisle Township (Otter Tail)</b>			
Minnesota Association of Townships	318	10.4%	33
<b>Total for Entity</b>	<b>\$318</b>		<b>\$33</b>
<b>Carlos Township (Douglas)</b>			
Minnesota Association of Townships	1,081	10.4%	112
<b>Total for Entity</b>	<b>\$1,081</b>		<b>\$112</b>
<b>Carlston Township (Freeborn)</b>			
Minnesota Association of Townships	430	10.4%	45
<b>Total for Entity</b>	<b>\$430</b>		<b>\$45</b>

**Table 5**  
**2019 Lobbying Expenditures Paid With Association Dues**  
**Listed by Entity**

Name of Entity (County) Association Name	Total Local Government Dues	Proportion of Dues Used for Lobbying	Total Dues Used for Lobbying
<b>Carlton County</b>			
Arrowhead Counties Association	2,750	85.0%	2,338
Association of Minnesota Counties	19,408	13.5%	2,620
Greater Minnesota Parks and Trails	300	68.3%	205
<b>Total for Entity</b>	<b>\$22,458</b>		<b>\$5,163</b>
<b>Carlton Soil and Water Conservation District</b>			
Minnesota Association of Soil and Water Conservation Districts	3,824	16.1%	616
<b>Total for Entity</b>	<b>\$3,824</b>		<b>\$616</b>
<b>Carnelian-Marine-Saint Croix Watershed District</b>			
League of Minnesota Cities	1,954	10.6%	207
Minnesota Association of Watershed Districts	3,727	37.6%	1,401
<b>Total for Entity</b>	<b>\$5,681</b>		<b>\$1,608</b>
<b>Carpenter Township (Itasca)</b>			
Minnesota Association of Townships	323	10.4%	34
<b>Total for Entity</b>	<b>\$323</b>		<b>\$34</b>
<b>Carrolton Township (Fillmore)</b>			
Minnesota Association of Townships	442	10.4%	46
<b>Total for Entity</b>	<b>\$442</b>		<b>\$46</b>
<b>Carson Township (Cottonwood)</b>			
Minnesota Association of Townships	421	10.4%	44
<b>Total for Entity</b>	<b>\$421</b>		<b>\$44</b>
<b>Carsonville Township (Becker)</b>			
Minnesota Association of Townships	342	10.4%	36
<b>Total for Entity</b>	<b>\$342</b>		<b>\$36</b>
<b>Carver County</b>			
Association of Minnesota Counties	35,229	13.5%	4,756
Minnesota Inter-County Association	26,482	36.0%	9,534
<b>Total for Entity</b>	<b>\$61,711</b>		<b>\$14,290</b>
<b>Carver Soil and Water Conservation District</b>			
Minnesota Association of Soil and Water Conservation Districts	4,848	16.1%	781
<b>Total for Entity</b>	<b>\$4,848</b>		<b>\$781</b>



**Table 5**  
**2019 Lobbying Expenditures Paid With Association Dues**  
**Listed by Entity**

Name of Entity (County) Association Name	Total Local Government Dues	Proportion of Dues Used for Lobbying	Total Dues Used for Lobbying
<b>Carver-Scott Educational Cooperative - #930</b>			
Association of Metropolitan School Districts, Inc.	3,700	73.1%	2,705
<b>Total for Entity</b>	<b>\$3,700</b>		<b>\$2,705</b>
<b>Cascade Township (Olmsted)</b>			
Minnesota Association of Townships	1,331	10.4%	138
<b>Total for Entity</b>	<b>\$1,331</b>		<b>\$138</b>
<b>Cashel Township (Swift)</b>			
Minnesota Association of Townships	322	10.4%	33
<b>Total for Entity</b>	<b>\$322</b>		<b>\$33</b>
<b>Cass County</b>			
Association of Minnesota Counties	19,572	13.5%	2,642
<b>Total for Entity</b>	<b>\$19,572</b>		<b>\$2,642</b>
<b>Cass Soil and Water Conservation District</b>			
Minnesota Association of Soil and Water Conservation Districts	3,846	16.1%	619
<b>Total for Entity</b>	<b>\$3,846</b>		<b>\$619</b>
<b>Castle Rock Township (Dakota)</b>			
Minnesota Association of Townships	849	10.4%	88
<b>Total for Entity</b>	<b>\$849</b>		<b>\$88</b>
<b>Cedar Lake Area Water and Sanitary Sewer District</b>			
League of Minnesota Cities	1,954	10.6%	207
<b>Total for Entity</b>	<b>\$1,954</b>		<b>\$207</b>
<b>Cedar Lake Township (Scott)</b>			
Minnesota Association of Townships	1,406	10.4%	146
<b>Total for Entity</b>	<b>\$1,406</b>		<b>\$146</b>
<b>Cedar Mills Township (Meeker)</b>			
Minnesota Association of Townships	478	10.4%	50
<b>Total for Entity</b>	<b>\$478</b>		<b>\$50</b>
<b>Cedar River Watershed District</b>			
Minnesota Association of Watershed Districts	6,370	37.6%	2,395
<b>Total for Entity</b>	<b>\$6,370</b>		<b>\$2,395</b>

**Table 5**  
**2019 Lobbying Expenditures Paid With Association Dues**  
**Listed by Entity**

Name of Entity (County) Association Name	Total Local Government Dues	Proportion of Dues Used for Lobbying	Total Dues Used for Lobbying
<b>Cedar Township (Marshall)</b>			
Minnesota Association of Townships	298	10.4%	31
<b>Total for Entity</b>	<b>\$298</b>		<b>\$31</b>
<b>Cedar Township (Martin)</b>			
Minnesota Association of Townships	335	10.4%	35
<b>Total for Entity</b>	<b>\$335</b>		<b>\$35</b>
<b>Cedar Valley Township (Saint Louis)</b>			
Minnesota Association of Townships	331	10.4%	34
<b>Total for Entity</b>	<b>\$331</b>		<b>\$34</b>
<b>Cedarbend Township (Roseau)</b>			
Minnesota Association of Townships	337	10.4%	35
<b>Total for Entity</b>	<b>\$337</b>		<b>\$35</b>
<b>Center Creek Township (Martin)</b>			
Minnesota Association of Townships	332	10.4%	35
<b>Total for Entity</b>	<b>\$332</b>		<b>\$35</b>
<b>Center Township (Crow Wing)</b>			
Minnesota Association of Townships	635	10.4%	66
<b>Total for Entity</b>	<b>\$635</b>		<b>\$66</b>
<b>Central Iron Range Regional Sanitary District</b>			
League of Minnesota Cities	1,954	10.6%	207
Minnesota Environmental Science and Economic Review Board	2,471	9.6%	237
<b>Total for Entity</b>	<b>\$4,425</b>		<b>\$444</b>
<b>Ceresco Township (Blue Earth)</b>			
Minnesota Association of Townships	338	10.4%	35
<b>Total for Entity</b>	<b>\$338</b>		<b>\$35</b>
<b>Cerro Gordo Township (Lac qui Parle)</b>			
Minnesota Association of Townships	327	10.4%	34
<b>Total for Entity</b>	<b>\$327</b>		<b>\$34</b>
<b>Champion Township (Wilkin)</b>			
Minnesota Association of Townships	286	10.4%	30
<b>Total for Entity</b>	<b>\$286</b>		<b>\$30</b>

**Table 5**  
**2019 Lobbying Expenditures Paid With Association Dues**  
**Listed by Entity**

Name of Entity (County) Association Name	Total Local Government Dues	Proportion of Dues Used for Lobbying	Total Dues Used for Lobbying
<b>Chanarambie Township (Murray)</b>			
Minnesota Association of Townships	332	10.4%	35
<b>Total for Entity</b>	<b>\$332</b>		<b>\$35</b>
<b>Charlestown Township (Redwood)</b>			
Minnesota Association of Townships	327	10.4%	34
<b>Total for Entity</b>	<b>\$327</b>		<b>\$34</b>
<b>Chatfield Township (Fillmore)</b>			
Minnesota Association of Townships	511	10.4%	53
<b>Total for Entity</b>	<b>\$511</b>		<b>\$53</b>
<b>Chatham Township (Wright)</b>			
Minnesota Association of Townships	852	10.4%	89
<b>Total for Entity</b>	<b>\$852</b>		<b>\$89</b>
<b>Chengwatana Township (Pine)</b>			
Minnesota Association of Townships	648	10.4%	67
<b>Total for Entity</b>	<b>\$648</b>		<b>\$67</b>
<b>Cherry Grove Township (Goodhue)</b>			
Minnesota Association of Townships	466	10.4%	48
<b>Total for Entity</b>	<b>\$466</b>		<b>\$48</b>
<b>Cherry Township (Saint Louis)</b>			
Minnesota Association of Townships	606	10.4%	63
Range Association of Municipalities and Schools	300	72.3%	217
<b>Total for Entity</b>	<b>\$906</b>		<b>\$280</b>
<b>Chester Township (Polk)</b>			
Minnesota Association of Townships	294	10.4%	31
<b>Total for Entity</b>	<b>\$294</b>		<b>\$31</b>
<b>Chester Township (Wabasha)</b>			
Minnesota Association of Townships	486	10.4%	51
<b>Total for Entity</b>	<b>\$486</b>		<b>\$51</b>
<b>Chief Township (Mahnomen)</b>			
Minnesota Association of Townships	301	10.4%	31
<b>Total for Entity</b>	<b>\$301</b>		<b>\$31</b>

**Table 5**  
**2019 Lobbying Expenditures Paid With Association Dues**  
**Listed by Entity**

Name of Entity (County) Association Name	Total Local Government Dues	Proportion of Dues Used for Lobbying	Total Dues Used for Lobbying
<b>Chippewa County</b>			
Association of Minnesota Counties	11,214	13.5%	1,514
<b>Total for Entity</b>	<b>\$11,214</b>		<b>\$1,514</b>
<b>Chippewa Falls Township (Pope)</b>			
Minnesota Association of Townships	338	10.4%	35
<b>Total for Entity</b>	<b>\$338</b>		<b>\$35</b>
<b>Chippewa Soil and Water Conservation District</b>			
Minnesota Association of Soil and Water Conservation Districts	2,956	16.1%	476
<b>Total for Entity</b>	<b>\$2,956</b>		<b>\$476</b>
<b>Chisago County</b>			
Association of Minnesota Counties	25,912	13.5%	3,498
Greater Minnesota Parks and Trails	450	68.3%	307
<b>Total for Entity</b>	<b>\$26,362</b>		<b>\$3,805</b>
<b>Chisago Lake Township (Chisago)</b>			
Minnesota Association of Townships	1,916	10.4%	199
<b>Total for Entity</b>	<b>\$1,916</b>		<b>\$199</b>
<b>Chisago Soil and Water Conservation District</b>			
Minnesota Association of Soil and Water Conservation Districts	4,499	16.1%	724
<b>Total for Entity</b>	<b>\$4,499</b>		<b>\$724</b>
<b>Christiania Township (Jackson)</b>			
Minnesota Association of Townships	348	10.4%	36
<b>Total for Entity</b>	<b>\$348</b>		<b>\$36</b>
<b>City of Ada</b>			
League of Minnesota Cities	1,943	10.6%	206
Minnesota Association of Small Cities	902	54.0%	487
<b>Total for Entity</b>	<b>\$2,845</b>		<b>\$693</b>
<b>City of Adams</b>			
League of Minnesota Cities	1,001	10.6%	106
<b>Total for Entity</b>	<b>\$1,001</b>		<b>\$106</b>

**Table 5**  
**2019 Lobbying Expenditures Paid With Association Dues**  
**Listed by Entity**

Name of Entity (County) Association Name	Total Local Government Dues	Proportion of Dues Used for Lobbying	Total Dues Used for Lobbying
<b>City of Adrian</b>			
League of Minnesota Cities	1,495	10.6%	158
<b>Total for Entity</b>	<b>\$1,495</b>		<b>\$158</b>
<b>City of Afton</b>			
League of Minnesota Cities	3,399	10.6%	360
<b>Total for Entity</b>	<b>\$3,399</b>		<b>\$360</b>
<b>City of Aitkin</b>			
Greater Minnesota Parks and Trails	150	68.3%	102
League of Minnesota Cities	2,428	10.6%	257
Range Association of Municipalities and Schools	700	72.3%	506
<b>Total for Entity</b>	<b>\$3,278</b>		<b>\$865</b>
<b>City of Akeley</b>			
League of Minnesota Cities	628	10.6%	67
Minnesota Association of Small Cities	317	54.0%	171
<b>Total for Entity</b>	<b>\$945</b>		<b>\$238</b>
<b>City of Albany</b>			
League of Minnesota Cities	3,063	10.6%	325
Minnesota Association of Small Cities	1,329	54.0%	718
Minnesota Environmental Science and Economic Review Board	861	9.6%	83
<b>Total for Entity</b>	<b>\$5,253</b>		<b>\$1,126</b>
<b>City of Albert Lea</b>			
Coalition of Greater Minnesota Cities	35,735	58.2%	20,798
Greater Minnesota Parks and Trails	225	68.3%	154
Greater Minnesota Partnership	1,500	60.9%	914
League of Minnesota Cities	16,043	10.6%	1,701
Minnesota Environmental Science and Economic Review Board	6,297	9.6%	605
<b>Total for Entity</b>	<b>\$59,800</b>		<b>\$24,172</b>
<b>City of Alberta</b>			
League of Minnesota Cities	408	10.6%	43
<b>Total for Entity</b>	<b>\$408</b>		<b>\$43</b>

**Table 5**  
**2019 Lobbying Expenditures Paid With Association Dues**  
**Listed by Entity**

Name of Entity (County) Association Name	Total Local Government Dues	Proportion of Dues Used for Lobbying	Total Dues Used for Lobbying
<b>City of Albertville</b>			
League of Minnesota Cities	7,714	10.6%	818
<b>Total for Entity</b>	<b>\$7,714</b>		<b>\$818</b>
<b>City of Alden</b>			
League of Minnesota Cities	814	10.6%	86
Minnesota Association of Small Cities	414	54.0%	224
<b>Total for Entity</b>	<b>\$1,228</b>		<b>\$310</b>
<b>City of Aldrich</b>			
League of Minnesota Cities	408	10.6%	43
<b>Total for Entity</b>	<b>\$408</b>		<b>\$43</b>
<b>City of Alexandria</b>			
Coalition of Greater Minnesota Cities	27,254	58.2%	15,862
Greater Minnesota Parks and Trails	225	68.3%	154
League of Minnesota Cities	12,886	10.6%	1,366
<b>Total for Entity</b>	<b>\$40,365</b>		<b>\$17,382</b>
<b>City of Alpha</b>			
League of Minnesota Cities	408	10.6%	43
<b>Total for Entity</b>	<b>\$408</b>		<b>\$43</b>
<b>City of Altura</b>			
League of Minnesota Cities	644	10.6%	68
<b>Total for Entity</b>	<b>\$644</b>		<b>\$68</b>
<b>City of Alvarado</b>			
League of Minnesota Cities	536	10.6%	57
<b>Total for Entity</b>	<b>\$536</b>		<b>\$57</b>
<b>City of Amboy</b>			
League of Minnesota Cities	691	10.6%	73
Minnesota Environmental Science and Economic Review Board	225	9.6%	22
<b>Total for Entity</b>	<b>\$916</b>		<b>\$95</b>

**Table 5**  
**2019 Lobbying Expenditures Paid With Association Dues**  
**Listed by Entity**

Name of Entity (County) Association Name	Total Local Government Dues	Proportion of Dues Used for Lobbying	Total Dues Used for Lobbying
<b>City of Andover</b>			
Association of Metropolitan Municipalities	9,581	39.1%	3,746
League of Minnesota Cities	23,211	10.6%	2,460
North Metro Mayors Association	15,150	70.5%	10,681
<b>Total for Entity</b>	<b>\$47,942</b>		<b>\$16,887</b>
<b>City of Annandale</b>			
Greater Minnesota Partnership	500	60.9%	304
League of Minnesota Cities	3,776	10.6%	400
<b>Total for Entity</b>	<b>\$4,276</b>		<b>\$704</b>
<b>City of Anoka</b>			
Association of Metropolitan Municipalities	6,621	39.1%	2,589
League of Minnesota Cities	16,348	10.6%	1,733
North Metro Mayors Association	8,080	70.5%	5,696
<b>Total for Entity</b>	<b>\$31,049</b>		<b>\$10,018</b>
<b>City of Apple Valley</b>			
Association of Metropolitan Municipalities	13,000	39.1%	5,083
League of Minnesota Cities	31,520	10.6%	3,341
Municipal Legislative Commission	10,500	91.6%	9,618
<b>Total for Entity</b>	<b>\$55,020</b>		<b>\$18,042</b>
<b>City of Appleton</b>			
League of Minnesota Cities	1,602	10.6%	170
<b>Total for Entity</b>	<b>\$1,602</b>		<b>\$170</b>
<b>City of Arco</b>			
League of Minnesota Cities	408	10.6%	43
<b>Total for Entity</b>	<b>\$408</b>		<b>\$43</b>
<b>City of Arden Hills</b>			
Association of Metropolitan Municipalities	4,118	39.1%	1,610
League of Minnesota Cities	9,830	10.6%	1,042
<b>Total for Entity</b>	<b>\$13,948</b>		<b>\$2,652</b>

**Table 5**  
**2019 Lobbying Expenditures Paid With Association Dues**  
**Listed by Entity**

Name of Entity (County) Association Name	Total Local Government Dues	Proportion of Dues Used for Lobbying	Total Dues Used for Lobbying
<b>City of Argyle</b>			
League of Minnesota Cities	842	10.6%	89
Minnesota Association of Small Cities	408	54.0%	220
<b>Total for Entity</b>	<b>\$1,250</b>		<b>\$309</b>
<b>City of Arlington</b>			
League of Minnesota Cities	2,544	10.6%	270
<b>Total for Entity</b>	<b>\$2,544</b>		<b>\$270</b>
<b>City of Ashby</b>			
League of Minnesota Cities	625	10.6%	66
Minnesota Association of Small Cities	323	54.0%	174
<b>Total for Entity</b>	<b>\$948</b>		<b>\$240</b>
<b>City of Askov</b>			
League of Minnesota Cities	518	10.6%	55
<b>Total for Entity</b>	<b>\$518</b>		<b>\$55</b>
<b>City of Atwater</b>			
League of Minnesota Cities	1,356	10.6%	144
<b>Total for Entity</b>	<b>\$1,356</b>		<b>\$144</b>
<b>City of Audubon</b>			
League of Minnesota Cities	715	10.6%	76
<b>Total for Entity</b>	<b>\$715</b>		<b>\$76</b>
<b>City of Aurora</b>			
League of Minnesota Cities	1,941	10.6%	206
Range Association of Municipalities and Schools	700	72.3%	506
<b>Total for Entity</b>	<b>\$2,641</b>		<b>\$712</b>
<b>City of Austin</b>			
Coalition of Greater Minnesota Cities	55,273	58.2%	32,169
Greater Minnesota Parks and Trails	225	68.3%	154
Greater Minnesota Partnership	1,500	60.9%	914
League of Minnesota Cities	19,284	10.6%	2,044
Minnesota Environmental Science and Economic Review Board	8,112	9.6%	779
<b>Total for Entity</b>	<b>\$84,394</b>		<b>\$36,060</b>



**Table 5**  
**2019 Lobbying Expenditures Paid With Association Dues**  
**Listed by Entity**

Name of Entity (County) Association Name	Total Local Government Dues	Proportion of Dues Used for Lobbying	Total Dues Used for Lobbying
<b>City of Avoca</b>			
League of Minnesota Cities	408	10.6%	43
<b>Total for Entity</b>	<b>\$408</b>		<b>\$43</b>
<b>City of Avon</b>			
League of Minnesota Cities	1,907	10.6%	202
Minnesota Association of Small Cities	790	54.0%	427
<b>Total for Entity</b>	<b>\$2,697</b>		<b>\$629</b>
<b>City of Babbitt</b>			
Coalition of Greater Minnesota Cities	3,460	58.2%	2,014
League of Minnesota Cities	1,708	10.6%	181
Minnesota Association of Small Cities	821	54.0%	443
Range Association of Municipalities and Schools	700	72.3%	506
<b>Total for Entity</b>	<b>\$6,689</b>		<b>\$3,144</b>
<b>City of Backus</b>			
League of Minnesota Cities	411	10.6%	44
Minnesota Association of Small Cities	230	54.0%	124
<b>Total for Entity</b>	<b>\$641</b>		<b>\$168</b>
<b>City of Badger</b>			
League of Minnesota Cities	532	10.6%	56
Minnesota Association of Small Cities	288	54.0%	156
<b>Total for Entity</b>	<b>\$820</b>		<b>\$212</b>
<b>City of Bagley</b>			
Coalition of Greater Minnesota Cities	3,386	58.2%	1,971
League of Minnesota Cities	1,672	10.6%	177
Minnesota Association of Small Cities	787	54.0%	425
<b>Total for Entity</b>	<b>\$5,845</b>		<b>\$2,573</b>
<b>City of Balaton</b>			
League of Minnesota Cities	821	10.6%	87
Minnesota Association of Small Cities	406	54.0%	219
<b>Total for Entity</b>	<b>\$1,227</b>		<b>\$306</b>

**Table 5**  
**2019 Lobbying Expenditures Paid With Association Dues**  
**Listed by Entity**

Name of Entity (County) Association Name	Total Local Government Dues	Proportion of Dues Used for Lobbying	Total Dues Used for Lobbying
<b>City of Barnesville</b>			
Coalition of Greater Minnesota Cities	4,994	58.2%	2,907
League of Minnesota Cities	3,013	10.6%	319
<b>Total for Entity</b>	<b>\$8,007</b>		<b>\$3,226</b>
<b>City of Barnum</b>			
League of Minnesota Cities	794	10.6%	84
Minnesota Association of Small Cities	395	54.0%	213
<b>Total for Entity</b>	<b>\$1,189</b>		<b>\$297</b>
<b>City of Barrett</b>			
League of Minnesota Cities	588	10.6%	62
<b>Total for Entity</b>	<b>\$588</b>		<b>\$62</b>
<b>City of Barry</b>			
League of Minnesota Cities	408	10.6%	43
<b>Total for Entity</b>	<b>\$408</b>		<b>\$43</b>
<b>City of Battle Lake</b>			
League of Minnesota Cities	1,150	10.6%	122
Minnesota Association of Small Cities	519	54.0%	280
<b>Total for Entity</b>	<b>\$1,669</b>		<b>\$402</b>
<b>City of Baudette</b>			
League of Minnesota Cities	1,293	10.6%	137
Minnesota Association of Small Cities	640	54.0%	346
<b>Total for Entity</b>	<b>\$1,933</b>		<b>\$483</b>
<b>City of Baxter</b>			
League of Minnesota Cities	8,588	10.6%	910
<b>Total for Entity</b>	<b>\$8,588</b>		<b>\$910</b>
<b>City of Bayport</b>			
Association of Metropolitan Municipalities	1,682	39.1%	658
League of Minnesota Cities	4,335	10.6%	460
<b>Total for Entity</b>	<b>\$6,017</b>		<b>\$1,118</b>

**Table 5**  
**2019 Lobbying Expenditures Paid With Association Dues**  
**Listed by Entity**

Name of Entity (County) Association Name	Total Local Government Dues	Proportion of Dues Used for Lobbying	Total Dues Used for Lobbying
<b>City of Beardsley</b>			
League of Minnesota Cities	408	10.6%	43
Minnesota Association of Small Cities	221	54.0%	119
<b>Total for Entity</b>	<b>\$629</b>		<b>\$162</b>
<b>City of Beaver Bay</b>			
League of Minnesota Cities	408	10.6%	43
<b>Total for Entity</b>	<b>\$408</b>		<b>\$43</b>
<b>City of Beaver Creek</b>			
League of Minnesota Cities	450	10.6%	48
<b>Total for Entity</b>	<b>\$450</b>		<b>\$48</b>
<b>City of Becker</b>			
Coalition of Utility Cities	23,024	100.0%	23,024
League of Minnesota Cities	5,372	10.6%	569
<b>Total for Entity</b>	<b>\$28,396</b>		<b>\$23,593</b>
<b>City of Bejou</b>			
League of Minnesota Cities	804	10.6%	85
<b>Total for Entity</b>	<b>\$804</b>		<b>\$85</b>
<b>City of Belgrade</b>			
League of Minnesota Cities	963	10.6%	102
Minnesota Association of Small Cities	453	54.0%	245
<b>Total for Entity</b>	<b>\$1,416</b>		<b>\$347</b>
<b>City of Belle Plaine</b>			
League of Minnesota Cities	7,646	10.6%	810
<b>Total for Entity</b>	<b>\$7,646</b>		<b>\$810</b>
<b>City of Bellechester</b>			
League of Minnesota Cities	408	10.6%	43
Minnesota Association of Small Cities	198	54.0%	107
<b>Total for Entity</b>	<b>\$606</b>		<b>\$150</b>

**Table 5**  
**2019 Lobbying Expenditures Paid With Association Dues**  
**Listed by Entity**

Name of Entity (County) Association Name	Total Local Government Dues	Proportion of Dues Used for Lobbying	Total Dues Used for Lobbying
<b>City of Bellingham</b>			
League of Minnesota Cities	408	10.6%	43
Minnesota Association of Small Cities	193	54.0%	104
<b>Total for Entity</b>	<b>\$601</b>		<b>\$147</b>
<b>City of Beltrami</b>			
League of Minnesota Cities	408	10.6%	43
<b>Total for Entity</b>	<b>\$408</b>		<b>\$43</b>
<b>City of Belview</b>			
League of Minnesota Cities	532	10.6%	56
Minnesota Association of Small Cities	289	54.0%	156
<b>Total for Entity</b>	<b>\$821</b>		<b>\$212</b>
<b>City of Bemidji</b>			
Coalition of Greater Minnesota Cities	30,184	58.2%	17,567
Greater Minnesota Parks and Trails	225	68.3%	154
League of Minnesota Cities	14,018	10.6%	1,486
<b>Total for Entity</b>	<b>\$44,427</b>		<b>\$19,207</b>
<b>City of Bena</b>			
League of Minnesota Cities	804	10.6%	85
<b>Total for Entity</b>	<b>\$804</b>		<b>\$85</b>
<b>City of Benson</b>			
Coalition of Greater Minnesota Cities	5,702	58.2%	3,319
League of Minnesota Cities	3,541	10.6%	375
<b>Total for Entity</b>	<b>\$9,243</b>		<b>\$3,694</b>
<b>City of Bertha</b>			
League of Minnesota Cities	665	10.6%	70
Minnesota Association of Small Cities	338	54.0%	183
<b>Total for Entity</b>	<b>\$1,003</b>		<b>\$253</b>
<b>City of Bethel</b>			
League of Minnesota Cities	686	10.6%	73
Minnesota Association of Small Cities	329	54.0%	178
<b>Total for Entity</b>	<b>\$1,015</b>		<b>\$251</b>

**Table 5**  
**2019 Lobbying Expenditures Paid With Association Dues**  
**Listed by Entity**

Name of Entity (County) Association Name	Total Local Government Dues	Proportion of Dues Used for Lobbying	Total Dues Used for Lobbying
<b>City of Big Falls</b>			
Greater Minnesota Parks and Trails	50	68.3%	34
League of Minnesota Cities	408	10.6%	43
<b>Total for Entity</b>	<b>\$458</b>		<b>\$77</b>
<b>City of Big Lake</b>			
League of Minnesota Cities	11,018	10.6%	1,168
<b>Total for Entity</b>	<b>\$11,018</b>		<b>\$1,168</b>
<b>City of Bigelow</b>			
League of Minnesota Cities	408	10.6%	43
Minnesota Association of Small Cities	228	54.0%	123
<b>Total for Entity</b>	<b>\$636</b>		<b>\$166</b>
<b>City of Bigfork</b>			
League of Minnesota Cities	615	10.6%	65
<b>Total for Entity</b>	<b>\$615</b>		<b>\$65</b>
<b>City of Bingham Lake</b>			
League of Minnesota Cities	408	10.6%	43
<b>Total for Entity</b>	<b>\$408</b>		<b>\$43</b>
<b>City of Birchwood</b>			
League of Minnesota Cities	1,085	10.6%	115
<b>Total for Entity</b>	<b>\$1,085</b>		<b>\$115</b>
<b>City of Bird Island</b>			
League of Minnesota Cities	1,207	10.6%	128
Minnesota Association of Small Cities	606	54.0%	327
<b>Total for Entity</b>	<b>\$1,813</b>		<b>\$455</b>
<b>City of Biscay</b>			
League of Minnesota Cities	804	10.6%	85
<b>Total for Entity</b>	<b>\$804</b>		<b>\$85</b>
<b>City of Biwabik</b>			
League of Minnesota Cities	1,214	10.6%	129
Range Association of Municipalities and Schools	700	72.3%	506
<b>Total for Entity</b>	<b>\$1,914</b>		<b>\$635</b>

**Table 5**  
**2019 Lobbying Expenditures Paid With Association Dues**  
**Listed by Entity**

Name of Entity (County) Association Name	Total Local Government Dues	Proportion of Dues Used for Lobbying	Total Dues Used for Lobbying
<b>City of Blackduck</b>			
Greater Minnesota Parks and Trails	50	68.3%	34
League of Minnesota Cities	1,047	10.6%	111
<b>Total for Entity</b>	<b>\$1,097</b>		<b>\$145</b>
<b>City of Blaine</b>			
Association of Metropolitan Municipalities	13,690	39.1%	5,353
League of Minnesota Cities	32,097	10.6%	3,402
North Metro Mayors Association	25,000	70.5%	17,625
<b>Total for Entity</b>	<b>\$70,787</b>		<b>\$26,380</b>
<b>City of Blomkest</b>			
League of Minnesota Cities	408	10.6%	43
Minnesota Association of Small Cities	192	54.0%	104
<b>Total for Entity</b>	<b>\$600</b>		<b>\$147</b>
<b>City of Blooming Prairie</b>			
League of Minnesota Cities	2,287	10.6%	242
<b>Total for Entity</b>	<b>\$2,287</b>		<b>\$242</b>
<b>City of Bloomington</b>			
Association of Metropolitan Municipalities	14,986	39.1%	5,860
Municipal Legislative Commission	10,500	91.6%	9,618
<b>Total for Entity</b>	<b>\$25,486</b>		<b>\$15,478</b>
<b>City of Blue Earth</b>			
League of Minnesota Cities	3,593	10.6%	381
<b>Total for Entity</b>	<b>\$3,593</b>		<b>\$381</b>
<b>City of Bluffton</b>			
League of Minnesota Cities	804	10.6%	85
<b>Total for Entity</b>	<b>\$804</b>		<b>\$85</b>
<b>City of Bock</b>			
League of Minnesota Cities	408	10.6%	43
<b>Total for Entity</b>	<b>\$408</b>		<b>\$43</b>

**Table 5**  
**2019 Lobbying Expenditures Paid With Association Dues**  
**Listed by Entity**

Name of Entity (County) Association Name	Total Local Government Dues	Proportion of Dues Used for Lobbying	Total Dues Used for Lobbying
<b>City of Borup</b>			
League of Minnesota Cities	408	10.6%	43
<b>Total for Entity</b>	<b>\$408</b>		<b>\$43</b>
<b>City of Bovey</b>			
League of Minnesota Cities	999	10.6%	106
<b>Total for Entity</b>	<b>\$999</b>		<b>\$106</b>
<b>City of Bowlus</b>			
League of Minnesota Cities	451	10.6%	48
<b>Total for Entity</b>	<b>\$451</b>		<b>\$48</b>
<b>City of Boyd</b>			
League of Minnesota Cities	408	10.6%	43
Minnesota Association of Small Cities	195	54.0%	105
<b>Total for Entity</b>	<b>\$603</b>		<b>\$148</b>
<b>City of Braham</b>			
League of Minnesota Cities	2,085	10.6%	221
<b>Total for Entity</b>	<b>\$2,085</b>		<b>\$221</b>
<b>City of Brainerd</b>			
Coalition of Greater Minnesota Cities	27,452	58.2%	15,977
League of Minnesota Cities	12,722	10.6%	1,349
Minnesota Environmental Science and Economic Review Board	4,247	9.6%	408
<b>Total for Entity</b>	<b>\$44,421</b>		<b>\$17,734</b>
<b>City of Breckenridge</b>			
Coalition of Greater Minnesota Cities	5,882	58.2%	3,423
League of Minnesota Cities	3,577	10.6%	379
Minnesota Environmental Science and Economic Review Board	1,184	9.6%	114
<b>Total for Entity</b>	<b>\$10,643</b>		<b>\$3,916</b>
<b>City of Breezy Point</b>			
League of Minnesota Cities	2,818	10.6%	299
<b>Total for Entity</b>	<b>\$2,818</b>		<b>\$299</b>

**Table 5**  
**2019 Lobbying Expenditures Paid With Association Dues**  
**Listed by Entity**

Name of Entity (County) Association Name	Total Local Government Dues	Proportion of Dues Used for Lobbying	Total Dues Used for Lobbying
<b>City of Brewster</b>			
League of Minnesota Cities	660	10.6%	70
<b>Total for Entity</b>	<b>\$660</b>		<b>\$70</b>
<b>City of Bricelyn</b>			
League of Minnesota Cities	515	10.6%	55
<b>Total for Entity</b>	<b>\$515</b>		<b>\$55</b>
<b>City of Brook Park</b>			
League of Minnesota Cities	408	10.6%	43
<b>Total for Entity</b>	<b>\$408</b>		<b>\$43</b>
<b>City of Brooklyn Center</b>			
Association of Metropolitan Municipalities	9,372	39.1%	3,664
League of Minnesota Cities	23,015	10.6%	2,440
North Metro Mayors Association	12,711	70.5%	8,961
<b>Total for Entity</b>	<b>\$45,098</b>		<b>\$15,065</b>
<b>City of Brooklyn Park</b>			
Association of Metropolitan Municipalities	14,564	39.1%	5,695
North Metro Mayors Association	25,000	70.5%	17,625
<b>Total for Entity</b>	<b>\$39,564</b>		<b>\$23,320</b>
<b>City of Brooks</b>			
League of Minnesota Cities	408	10.6%	43
<b>Total for Entity</b>	<b>\$408</b>		<b>\$43</b>
<b>City of Brookston</b>			
League of Minnesota Cities	804	10.6%	85
<b>Total for Entity</b>	<b>\$804</b>		<b>\$85</b>
<b>City of Brooten</b>			
League of Minnesota Cities	947	10.6%	100
Minnesota Association of Small Cities	457	54.0%	247
<b>Total for Entity</b>	<b>\$1,404</b>		<b>\$347</b>
<b>City of Browerville</b>			
League of Minnesota Cities	992	10.6%	105
<b>Total for Entity</b>	<b>\$992</b>		<b>\$105</b>



**Table 5**  
**2019 Lobbying Expenditures Paid With Association Dues**  
**Listed by Entity**

Name of Entity (County) Association Name	Total Local Government Dues	Proportion of Dues Used for Lobbying	Total Dues Used for Lobbying
<b>City of Browns Valley</b>			
League of Minnesota Cities	744	10.6%	79
Minnesota Association of Small Cities	386	54.0%	208
<b>Total for Entity</b>	<b>\$1,130</b>		<b>\$287</b>
<b>City of Brownsdale</b>			
League of Minnesota Cities	878	10.6%	93
<b>Total for Entity</b>	<b>\$878</b>		<b>\$93</b>
<b>City of Brownsville</b>			
League of Minnesota Cities	669	10.6%	71
Minnesota Association of Small Cities	328	54.0%	177
<b>Total for Entity</b>	<b>\$997</b>		<b>\$248</b>
<b>City of Brownton</b>			
League of Minnesota Cities	914	10.6%	97
Minnesota Association of Small Cities	451	54.0%	244
<b>Total for Entity</b>	<b>\$1,365</b>		<b>\$341</b>
<b>City of Bruno</b>			
League of Minnesota Cities	408	10.6%	43
<b>Total for Entity</b>	<b>\$408</b>		<b>\$43</b>
<b>City of Buckman</b>			
League of Minnesota Cities	464	10.6%	49
<b>Total for Entity</b>	<b>\$464</b>		<b>\$49</b>
<b>City of Buffalo</b>			
League of Minnesota Cities	14,780	10.6%	1,567
<b>Total for Entity</b>	<b>\$14,780</b>		<b>\$1,567</b>
<b>City of Buffalo Lake</b>			
League of Minnesota Cities	868	10.6%	92
Minnesota Association of Small Cities	436	54.0%	235
<b>Total for Entity</b>	<b>\$1,304</b>		<b>\$327</b>

**Table 5**  
**2019 Lobbying Expenditures Paid With Association Dues**  
**Listed by Entity**

Name of Entity (County) Association Name	Total Local Government Dues	Proportion of Dues Used for Lobbying	Total Dues Used for Lobbying
<b>City of Buhl</b>			
League of Minnesota Cities	1,197	10.6%	127
Minnesota Association of Small Cities	571	54.0%	308
Range Association of Municipalities and Schools	700	72.3%	506
<b>Total for Entity</b>	<b>\$2,468</b>		<b>\$941</b>
<b>City of Burnsville</b>			
Association of Metropolitan Municipalities	13,564	39.1%	5,304
League of Minnesota Cities	32,712	10.6%	3,467
Municipal Legislative Commission	10,500	91.6%	9,618
<b>Total for Entity</b>	<b>\$56,776</b>		<b>\$18,389</b>
<b>City of Burtrum</b>			
League of Minnesota Cities	408	10.6%	43
<b>Total for Entity</b>	<b>\$408</b>		<b>\$43</b>
<b>City of Butterfield</b>			
League of Minnesota Cities	758	10.6%	80
<b>Total for Entity</b>	<b>\$758</b>		<b>\$80</b>
<b>City of Byron</b>			
League of Minnesota Cities	6,204	10.6%	658
<b>Total for Entity</b>	<b>\$6,204</b>		<b>\$658</b>
<b>City of Caledonia</b>			
League of Minnesota Cities	3,183	10.6%	337
<b>Total for Entity</b>	<b>\$3,183</b>		<b>\$337</b>
<b>City of Callaway</b>			
League of Minnesota Cities	408	10.6%	43
Minnesota Association of Small Cities	225	54.0%	122
<b>Total for Entity</b>	<b>\$633</b>		<b>\$165</b>
<b>City of Calumet</b>			
Minnesota Association of Small Cities	288	54.0%	156
Range Association of Municipalities and Schools	450	72.3%	325
<b>Total for Entity</b>	<b>\$738</b>		<b>\$481</b>

**Table 5**  
**2019 Lobbying Expenditures Paid With Association Dues**  
**Listed by Entity**

Name of Entity (County) Association Name	Total Local Government Dues	Proportion of Dues Used for Lobbying	Total Dues Used for Lobbying
<b>City of Cambridge</b>			
Greater Minnesota Parks and Trails	150	68.3%	102
League of Minnesota Cities	9,027	10.6%	957
Minnesota Environmental Science and Economic Review Board	2,563	9.6%	246
<b>Total for Entity</b>	<b>\$11,740</b>		<b>\$1,305</b>
<b>City of Campbell</b>			
League of Minnesota Cities	408	10.6%	43
Minnesota Association of Small Cities	192	54.0%	104
<b>Total for Entity</b>	<b>\$600</b>		<b>\$147</b>
<b>City of Canby</b>			
League of Minnesota Cities	1,998	10.6%	212
<b>Total for Entity</b>	<b>\$1,998</b>		<b>\$212</b>
<b>City of Cannon Falls</b>			
League of Minnesota Cities	4,578	10.6%	485
<b>Total for Entity</b>	<b>\$4,578</b>		<b>\$485</b>
<b>City of Canton</b>			
League of Minnesota Cities	518	10.6%	55
<b>Total for Entity</b>	<b>\$518</b>		<b>\$55</b>
<b>City of Carlos</b>			
League of Minnesota Cities	679	10.6%	72
<b>Total for Entity</b>	<b>\$679</b>		<b>\$72</b>
<b>City of Carlton</b>			
League of Minnesota Cities	1,196	10.6%	127
Minnesota Association of Small Cities	569	54.0%	307
<b>Total for Entity</b>	<b>\$1,765</b>		<b>\$434</b>
<b>City of Carver</b>			
Association of Metropolitan Municipalities	2,063	39.1%	807
League of Minnesota Cities	5,233	10.6%	555
<b>Total for Entity</b>	<b>\$7,296</b>		<b>\$1,362</b>

**Table 5**  
**2019 Lobbying Expenditures Paid With Association Dues**  
**Listed by Entity**

Name of Entity (County) Association Name	Total Local Government Dues	Proportion of Dues Used for Lobbying	Total Dues Used for Lobbying
<b>City of Cass Lake</b>			
League of Minnesota Cities	961	10.6%	102
<b>Total for Entity</b>	<b>\$961</b>		<b>\$102</b>
<b>City of Cedar Mills</b>			
League of Minnesota Cities	408	10.6%	43
<b>Total for Entity</b>	<b>\$408</b>		<b>\$43</b>
<b>City of Center City</b>			
League of Minnesota Cities	812	10.6%	86
Minnesota Association of Small Cities	402	54.0%	217
<b>Total for Entity</b>	<b>\$1,214</b>		<b>\$303</b>
<b>City of Centerville</b>			
Association of Metropolitan Municipalities	1,832	39.1%	716
League of Minnesota Cities	4,501	10.6%	477
<b>Total for Entity</b>	<b>\$6,333</b>		<b>\$1,193</b>
<b>City of Ceylon</b>			
League of Minnesota Cities	506	10.6%	54
<b>Total for Entity</b>	<b>\$506</b>		<b>\$54</b>
<b>City of Champlin</b>			
League of Minnesota Cities	19,205	10.6%	2,036
North Metro Mayors Association	10,718	70.5%	7,556
<b>Total for Entity</b>	<b>\$29,923</b>		<b>\$9,592</b>
<b>City of Chandler</b>			
League of Minnesota Cities	417	10.6%	44
<b>Total for Entity</b>	<b>\$417</b>		<b>\$44</b>
<b>City of Chanhassen</b>			
Association of Metropolitan Municipalities	8,277	39.1%	3,236
League of Minnesota Cities	20,270	10.6%	2,149
Municipal Legislative Commission	6,489	91.6%	5,944
<b>Total for Entity</b>	<b>\$35,036</b>		<b>\$11,329</b>

**Table 5**  
**2019 Lobbying Expenditures Paid With Association Dues**  
**Listed by Entity**

Name of Entity (County) Association Name	Total Local Government Dues	Proportion of Dues Used for Lobbying	Total Dues Used for Lobbying
<b>City of Chaska</b>			
Association of Metropolitan Municipalities	8,465	39.1%	3,310
League of Minnesota Cities	20,887	10.6%	2,214
<b>Total for Entity</b>	<b>\$29,352</b>		<b>\$5,524</b>
<b>City of Chatfield</b>			
Greater Minnesota Parks and Trails	150	68.3%	102
League of Minnesota Cities	3,245	10.6%	344
Minnesota Association of Small Cities	1,451	54.0%	784
<b>Total for Entity</b>	<b>\$4,846</b>		<b>\$1,230</b>
<b>City of Chickamaw Beach</b>			
League of Minnesota Cities	408	10.6%	43
<b>Total for Entity</b>	<b>\$408</b>		<b>\$43</b>
<b>City of Chisago City</b>			
League of Minnesota Cities	5,890	10.6%	624
<b>Total for Entity</b>	<b>\$5,890</b>		<b>\$624</b>
<b>City of Chisholm</b>			
League of Minnesota Cities	5,459	10.6%	579
Range Association of Municipalities and Schools	700	72.3%	506
<b>Total for Entity</b>	<b>\$6,159</b>		<b>\$1,085</b>
<b>City of Chokio</b>			
League of Minnesota Cities	561	10.6%	59
<b>Total for Entity</b>	<b>\$561</b>		<b>\$59</b>
<b>City of Circle Pines</b>			
Association of Metropolitan Municipalities	2,259	39.1%	883
League of Minnesota Cities	5,593	10.6%	593
North Metro Mayors Association	2,500	70.5%	1,762
<b>Total for Entity</b>	<b>\$10,352</b>		<b>\$3,238</b>
<b>City of Clara City</b>			
League of Minnesota Cities	1,561	10.6%	165
Minnesota Association of Small Cities	762	54.0%	411
<b>Total for Entity</b>	<b>\$2,323</b>		<b>\$576</b>

**Table 5**  
**2019 Lobbying Expenditures Paid With Association Dues**  
**Listed by Entity**

Name of Entity (County) Association Name	Total Local Government Dues	Proportion of Dues Used for Lobbying	Total Dues Used for Lobbying
<b>City of Claremont</b>			
League of Minnesota Cities	718	10.6%	76
<b>Total for Entity</b>	<b>\$718</b>		<b>\$76</b>
<b>City of Clarissa</b>			
League of Minnesota Cities	856	10.6%	91
Minnesota Association of Small Cities	426	54.0%	230
<b>Total for Entity</b>	<b>\$1,282</b>		<b>\$321</b>
<b>City of Clarkfield</b>			
League of Minnesota Cities	1,017	10.6%	108
<b>Total for Entity</b>	<b>\$1,017</b>		<b>\$108</b>
<b>City of Clarks Grove</b>			
League of Minnesota Cities	873	10.6%	93
Minnesota Association of Small Cities	439	54.0%	237
<b>Total for Entity</b>	<b>\$1,312</b>		<b>\$330</b>
<b>City of Clear Lake</b>			
League of Minnesota Cities	809	10.6%	86
<b>Total for Entity</b>	<b>\$809</b>		<b>\$86</b>
<b>City of Clearbrook</b>			
League of Minnesota Cities	702	10.6%	74
Minnesota Association of Small Cities	353	54.0%	191
<b>Total for Entity</b>	<b>\$1,055</b>		<b>\$265</b>
<b>City of Clearwater</b>			
League of Minnesota Cities	2,076	10.6%	220
Minnesota Association of Small Cities	931	54.0%	503
<b>Total for Entity</b>	<b>\$3,007</b>		<b>\$723</b>
<b>City of Clements</b>			
League of Minnesota Cities	408	10.6%	43
Minnesota Association of Small Cities	189	54.0%	102
<b>Total for Entity</b>	<b>\$597</b>		<b>\$145</b>

**Table 5**  
**2019 Lobbying Expenditures Paid With Association Dues**  
**Listed by Entity**

Name of Entity (County) Association Name	Total Local Government Dues	Proportion of Dues Used for Lobbying	Total Dues Used for Lobbying
<b>City of Cleveland</b>			
League of Minnesota Cities	934	10.6%	99
<b>Total for Entity</b>	<b>\$934</b>		<b>\$99</b>
<b>City of Climax</b>			
League of Minnesota Cities	430	10.6%	46
<b>Total for Entity</b>	<b>\$430</b>		<b>\$46</b>
<b>City of Clinton</b>			
League of Minnesota Cities	593	10.6%	63
Minnesota Association of Small Cities	322	54.0%	174
<b>Total for Entity</b>	<b>\$915</b>		<b>\$237</b>
<b>City of Clitherall</b>			
Minnesota Association of Small Cities	170	54.0%	92
<b>Total for Entity</b>	<b>\$170</b>		<b>\$92</b>
<b>City of Clontarf</b>			
League of Minnesota Cities	408	10.6%	43
<b>Total for Entity</b>	<b>\$408</b>		<b>\$43</b>
<b>City of Cloquet</b>			
League of Minnesota Cities	11,685	10.6%	1,239
<b>Total for Entity</b>	<b>\$11,685</b>		<b>\$1,239</b>
<b>City of Coates</b>			
League of Minnesota Cities	408	10.6%	43
Minnesota Association of Small Cities	192	54.0%	104
<b>Total for Entity</b>	<b>\$600</b>		<b>\$147</b>
<b>City of Cohasset</b>			
Coalition of Utility Cities	16,241	100.0%	16,241
League of Minnesota Cities	3,091	10.6%	328
<b>Total for Entity</b>	<b>\$19,332</b>		<b>\$16,569</b>
<b>City of Cokato</b>			
Coalition of Greater Minnesota Cities	5,150	58.2%	2,997
League of Minnesota Cities	3,117	10.6%	330
<b>Total for Entity</b>	<b>\$8,267</b>		<b>\$3,327</b>

**Table 5**  
**2019 Lobbying Expenditures Paid With Association Dues**  
**Listed by Entity**

Name of Entity (County) Association Name	Total Local Government Dues	Proportion of Dues Used for Lobbying	Total Dues Used for Lobbying
<b>City of Cold Spring</b>			
League of Minnesota Cities	4,666	10.6%	495
<b>Total for Entity</b>	<b>\$4,666</b>		<b>\$495</b>
<b>City of Coleraine</b>			
League of Minnesota Cities	2,239	10.6%	237
Range Association of Municipalities and Schools	700	72.3%	506
<b>Total for Entity</b>	<b>\$2,939</b>		<b>\$743</b>
<b>City of Cologne</b>			
League of Minnesota Cities	2,125	10.6%	225
<b>Total for Entity</b>	<b>\$2,125</b>		<b>\$225</b>
<b>City of Columbia Heights</b>			
Association of Metropolitan Municipalities	7,276	39.1%	2,845
League of Minnesota Cities	34,778	10.6%	3,686
<b>Total for Entity</b>	<b>\$42,054</b>		<b>\$6,531</b>
<b>City of Columbus</b>			
League of Minnesota Cities	4,396	10.6%	466
<b>Total for Entity</b>	<b>\$4,396</b>		<b>\$466</b>
<b>City of Comfrey</b>			
League of Minnesota Cities	522	10.6%	55
Minnesota Association of Small Cities	292	54.0%	158
<b>Total for Entity</b>	<b>\$814</b>		<b>\$213</b>
<b>City of Comstock</b>			
League of Minnesota Cities	408	10.6%	43
Minnesota Association of Small Cities	162	54.0%	87
<b>Total for Entity</b>	<b>\$570</b>		<b>\$130</b>
<b>City of Conger</b>			
League of Minnesota Cities	408	10.6%	43
<b>Total for Entity</b>	<b>\$408</b>		<b>\$43</b>



**Table 5**  
**2019 Lobbying Expenditures Paid With Association Dues**  
**Listed by Entity**

Name of Entity (County) Association Name	Total Local Government Dues	Proportion of Dues Used for Lobbying	Total Dues Used for Lobbying
<b>City of Cook</b>			
League of Minnesota Cities	731	10.6%	77
Range Association of Municipalities and Schools	450	72.3%	325
<b>Total for Entity</b>	<b>\$1,181</b>		<b>\$402</b>
<b>City of Coon Rapids</b>			
Association of Metropolitan Municipalities	13,612	39.1%	5,322
League of Minnesota Cities	32,873	10.6%	3,485
North Metro Mayors Association	25,000	70.5%	17,625
<b>Total for Entity</b>	<b>\$71,485</b>		<b>\$26,432</b>
<b>City of Corcoran</b>			
Association of Metropolitan Municipalities	2,481	39.1%	970
League of Minnesota Cities	6,258	10.6%	663
<b>Total for Entity</b>	<b>\$8,739</b>		<b>\$1,633</b>
<b>City of Correll</b>			
League of Minnesota Cities	408	10.6%	43
<b>Total for Entity</b>	<b>\$408</b>		<b>\$43</b>
<b>City of Cosmos</b>			
League of Minnesota Cities	630	10.6%	67
Minnesota Association of Small Cities	329	54.0%	178
<b>Total for Entity</b>	<b>\$959</b>		<b>\$245</b>
<b>City of Cottage Grove</b>			
Association of Metropolitan Municipalities	10,263	39.1%	4,013
League of Minnesota Cities	25,310	10.6%	2,683
<b>Total for Entity</b>	<b>\$35,573</b>		<b>\$6,696</b>
<b>City of Cottonwood</b>			
League of Minnesota Cities	1,474	10.6%	156
Minnesota Association of Small Cities	691	54.0%	373
<b>Total for Entity</b>	<b>\$2,165</b>		<b>\$529</b>

**Table 5**  
**2019 Lobbying Expenditures Paid With Association Dues**  
**Listed by Entity**

Name of Entity (County) Association Name	Total Local Government Dues	Proportion of Dues Used for Lobbying	Total Dues Used for Lobbying
<b>City of Courtland</b>			
Highway 14 Partnership	1,000	88.3%	883
League of Minnesota Cities	859	10.6%	91
Minnesota Association of Small Cities	398	54.0%	215
<b>Total for Entity</b>	<b>\$2,257</b>		<b>\$1,189</b>
<b>City of Cromwell</b>			
League of Minnesota Cities	408	10.6%	43
Minnesota Association of Small Cities	228	54.0%	123
<b>Total for Entity</b>	<b>\$636</b>		<b>\$166</b>
<b>City of Crookston</b>			
Coalition of Greater Minnesota Cities	13,008	58.2%	7,571
Greater Minnesota Parks and Trails	150	68.3%	102
League of Minnesota Cities	8,186	10.6%	868
Minnesota Environmental Science and Economic Review Board	2,412	9.6%	232
<b>Total for Entity</b>	<b>\$23,756</b>		<b>\$8,773</b>
<b>City of Crosby</b>			
League of Minnesota Cities	2,684	10.6%	285
<b>Total for Entity</b>	<b>\$2,684</b>		<b>\$285</b>
<b>City of Crosslake</b>			
League of Minnesota Cities	2,592	10.6%	275
Minnesota Association of Small Cities	1,186	54.0%	640
Minnesota Environmental Science and Economic Review Board	500	9.6%	48
<b>Total for Entity</b>	<b>\$4,278</b>		<b>\$963</b>
<b>City of Crystal</b>			
League of Minnesota Cities	18,914	10.6%	2,005
<b>Total for Entity</b>	<b>\$18,914</b>		<b>\$2,005</b>
<b>City of Currie</b>			
League of Minnesota Cities	408	10.6%	43
Minnesota Association of Small Cities	224	54.0%	121
<b>Total for Entity</b>	<b>\$632</b>		<b>\$164</b>

**Table 5**  
**2019 Lobbying Expenditures Paid With Association Dues**  
**Listed by Entity**

Name of Entity (County) Association Name	Total Local Government Dues	Proportion of Dues Used for Lobbying	Total Dues Used for Lobbying
<b>City of Cuyuna</b>			
League of Minnesota Cities	509	10.6%	54
<b>Total for Entity</b>	<b>\$509</b>		<b>\$54</b>
<b>City of Cyrus</b>			
League of Minnesota Cities	453	10.6%	48
<b>Total for Entity</b>	<b>\$453</b>		<b>\$48</b>
<b>City of Dakota</b>			
League of Minnesota Cities	467	10.6%	50
<b>Total for Entity</b>	<b>\$467</b>		<b>\$50</b>
<b>City of Dalton</b>			
League of Minnesota Cities	411	10.6%	44
<b>Total for Entity</b>	<b>\$411</b>		<b>\$44</b>
<b>City of Danube</b>			
League of Minnesota Cities	639	10.6%	68
Minnesota Association of Small Cities	337	54.0%	182
<b>Total for Entity</b>	<b>\$976</b>		<b>\$250</b>
<b>City of Danvers</b>			
League of Minnesota Cities	408	10.6%	43
<b>Total for Entity</b>	<b>\$408</b>		<b>\$43</b>
<b>City of Darfur</b>			
League of Minnesota Cities	408	10.6%	43
<b>Total for Entity</b>	<b>\$408</b>		<b>\$43</b>
<b>City of Darwin</b>			
League of Minnesota Cities	524	10.6%	56
Minnesota Association of Small Cities	277	54.0%	150
<b>Total for Entity</b>	<b>\$801</b>		<b>\$206</b>
<b>City of Dassel</b>			
League of Minnesota Cities	1,725	10.6%	183
<b>Total for Entity</b>	<b>\$1,725</b>		<b>\$183</b>

**Table 5**  
**2019 Lobbying Expenditures Paid With Association Dues**  
**Listed by Entity**

Name of Entity (County) Association Name	Total Local Government Dues	Proportion of Dues Used for Lobbying	Total Dues Used for Lobbying
<b>City of Dawson</b>			
League of Minnesota Cities	1,709	10.6%	181
Minnesota Association of Small Cities	828	54.0%	447
<b>Total for Entity</b>	<b>\$2,537</b>		<b>\$628</b>
<b>City of Dayton</b>			
Association of Metropolitan Municipalities	2,360	39.1%	923
League of Minnesota Cities	6,470	10.6%	686
North Metro Mayors Association	3,101	70.5%	2,186
<b>Total for Entity</b>	<b>\$11,931</b>		<b>\$3,795</b>
<b>City of De Graff</b>			
League of Minnesota Cities	408	10.6%	43
Minnesota Association of Small Cities	177	54.0%	96
<b>Total for Entity</b>	<b>\$585</b>		<b>\$139</b>
<b>City of Deephaven</b>			
League of Minnesota Cities	4,319	10.6%	458
<b>Total for Entity</b>	<b>\$4,319</b>		<b>\$458</b>
<b>City of Deer Creek</b>			
League of Minnesota Cities	492	10.6%	52
<b>Total for Entity</b>	<b>\$492</b>		<b>\$52</b>
<b>City of Deer River</b>			
League of Minnesota Cities	1,138	10.6%	121
<b>Total for Entity</b>	<b>\$1,138</b>		<b>\$121</b>
<b>City of Deerwood</b>			
League of Minnesota Cities	718	10.6%	76
<b>Total for Entity</b>	<b>\$718</b>		<b>\$76</b>
<b>City of Delano</b>			
League of Minnesota Cities	6,571	10.6%	697
<b>Total for Entity</b>	<b>\$6,571</b>		<b>\$697</b>

**Table 5**  
**2019 Lobbying Expenditures Paid With Association Dues**  
**Listed by Entity**

Name of Entity (County) Association Name	Total Local Government Dues	Proportion of Dues Used for Lobbying	Total Dues Used for Lobbying
<b>City of Delavan</b>			
League of Minnesota Cities	408	10.6%	43
Minnesota Association of Small Cities	196	54.0%	106
<b>Total for Entity</b>	<b>\$604</b>		<b>\$149</b>
<b>City of Dellwood</b>			
League of Minnesota Cities	1,364	10.6%	145
<b>Total for Entity</b>	<b>\$1,364</b>		<b>\$145</b>
<b>City of Denham</b>			
League of Minnesota Cities	408	10.6%	43
<b>Total for Entity</b>	<b>\$408</b>		<b>\$43</b>
<b>City of Dennison</b>			
League of Minnesota Cities	408	10.6%	43
<b>Total for Entity</b>	<b>\$408</b>		<b>\$43</b>
<b>City of Dent</b>			
League of Minnesota Cities	408	10.6%	43
<b>Total for Entity</b>	<b>\$408</b>		<b>\$43</b>
<b>City of Detroit Lakes</b>			
Coalition of Greater Minnesota Cities	15,086	58.2%	8,780
Greater Minnesota Parks and Trails	150	68.3%	102
League of Minnesota Cities	9,466	10.6%	1,003
Minnesota Environmental Science and Economic Review Board	3,557	9.6%	341
<b>Total for Entity</b>	<b>\$28,259</b>		<b>\$10,226</b>
<b>City of Dexter</b>			
League of Minnesota Cities	509	10.6%	54
<b>Total for Entity</b>	<b>\$509</b>		<b>\$54</b>
<b>City of Dilworth</b>			
Greater Minnesota Parks and Trails	150	68.3%	102
League of Minnesota Cities	5,004	10.6%	530
<b>Total for Entity</b>	<b>\$5,154</b>		<b>\$632</b>

**Table 5**  
**2019 Lobbying Expenditures Paid With Association Dues**  
**Listed by Entity**

Name of Entity (County) Association Name	Total Local Government Dues	Proportion of Dues Used for Lobbying	Total Dues Used for Lobbying
<b>City of Dodge Center</b>			
Coalition of Greater Minnesota Cities	5,124	58.2%	2,982
Highway 14 Partnership	1,000	88.3%	883
League of Minnesota Cities	3,119	10.6%	331
Minnesota Association of Small Cities	1,421	54.0%	767
<b>Total for Entity</b>	<b>\$10,664</b>		<b>\$4,963</b>
<b>City of Donnelly</b>			
League of Minnesota Cities	408	10.6%	43
<b>Total for Entity</b>	<b>\$408</b>		<b>\$43</b>
<b>City of Dover</b>			
League of Minnesota Cities	959	10.6%	102
<b>Total for Entity</b>	<b>\$959</b>		<b>\$102</b>
<b>City of Dovray</b>			
League of Minnesota Cities	408	10.6%	43
<b>Total for Entity</b>	<b>\$408</b>		<b>\$43</b>
<b>City of Duluth</b>			
Greater Minnesota Parks and Trails	450	68.3%	307
League of Minnesota Cities	35,885	10.6%	3,804
<b>Total for Entity</b>	<b>\$36,335</b>		<b>\$4,111</b>
<b>City of Dumont</b>			
League of Minnesota Cities	408	10.6%	43
<b>Total for Entity</b>	<b>\$408</b>		<b>\$43</b>
<b>City of Dundas</b>			
League of Minnesota Cities	1,834	10.6%	194
<b>Total for Entity</b>	<b>\$1,834</b>		<b>\$194</b>
<b>City of Dundee</b>			
League of Minnesota Cities	408	10.6%	43
<b>Total for Entity</b>	<b>\$408</b>		<b>\$43</b>
<b>City of Dunnell</b>			
League of Minnesota Cities	408	10.6%	43
<b>Total for Entity</b>	<b>\$408</b>		<b>\$43</b>

**Table 5**  
**2019 Lobbying Expenditures Paid With Association Dues**  
**Listed by Entity**

Name of Entity (County) Association Name	Total Local Government Dues	Proportion of Dues Used for Lobbying	Total Dues Used for Lobbying
<b>City of Eagan</b>			
Association of Metropolitan Municipalities	13,907	39.1%	5,438
Municipal Legislative Commission	10,500	91.6%	9,618
<b>Total for Entity</b>	<b>\$24,407</b>		<b>\$15,056</b>
<b>City of Eagle Bend</b>			
League of Minnesota Cities	701	10.6%	74
Minnesota Association of Small Cities	354	54.0%	191
<b>Total for Entity</b>	<b>\$1,055</b>		<b>\$265</b>
<b>City of Eagle Lake</b>			
Coalition of Greater Minnesota Cities	5,567	58.2%	3,240
<b>Total for Entity</b>	<b>\$5,567</b>		<b>\$3,240</b>
<b>City of East Bethel</b>			
League of Minnesota Cities	11,447	10.6%	1,213
<b>Total for Entity</b>	<b>\$11,447</b>		<b>\$1,213</b>
<b>City of East Grand Forks</b>			
Coalition of Greater Minnesota Cities	14,308	58.2%	8,327
Greater Minnesota Parks and Trails	150	68.3%	102
League of Minnesota Cities	8,938	10.6%	947
<b>Total for Entity</b>	<b>\$23,396</b>		<b>\$9,376</b>
<b>City of East Gull Lake</b>			
League of Minnesota Cities	1,256	10.6%	133
<b>Total for Entity</b>	<b>\$1,256</b>		<b>\$133</b>
<b>City of Easton</b>			
League of Minnesota Cities	408	10.6%	43
Minnesota Association of Small Cities	208	54.0%	112
<b>Total for Entity</b>	<b>\$616</b>		<b>\$155</b>
<b>City of Echo</b>			
League of Minnesota Cities	420	10.6%	45
<b>Total for Entity</b>	<b>\$420</b>		<b>\$45</b>

**Table 5**  
**2019 Lobbying Expenditures Paid With Association Dues**  
**Listed by Entity**

Name of Entity (County) Association Name	Total Local Government Dues	Proportion of Dues Used for Lobbying	Total Dues Used for Lobbying
<b>City of Eden Prairie</b>			
Association of Metropolitan Municipalities	13,635	39.1%	5,331
League of Minnesota Cities	32,816	10.6%	3,478
Municipal Legislative Commission	10,500	91.6%	9,618
<b>Total for Entity</b>	<b>\$56,951</b>		<b>\$18,427</b>
<b>City of Eden Valley</b>			
Greater Minnesota Parks and Trails	150	68.3%	102
League of Minnesota Cities	1,266	10.6%	134
Minnesota Association of Small Cities	593	54.0%	320
<b>Total for Entity</b>	<b>\$2,009</b>		<b>\$556</b>
<b>City of Edgerton</b>			
League of Minnesota Cities	1,350	10.6%	143
Minnesota Association of Small Cities	670	54.0%	362
<b>Total for Entity</b>	<b>\$2,020</b>		<b>\$505</b>
<b>City of Edina</b>			
Association of Metropolitan Municipalities	13,025	39.1%	5,093
League of Minnesota Cities	31,405	10.6%	3,329
Municipal Legislative Commission	10,500	91.6%	9,618
<b>Total for Entity</b>	<b>\$54,930</b>		<b>\$18,040</b>
<b>City of Effie</b>			
League of Minnesota Cities	408	10.6%	43
<b>Total for Entity</b>	<b>\$408</b>		<b>\$43</b>
<b>City of Eitzen</b>			
League of Minnesota Cities	408	10.6%	43
<b>Total for Entity</b>	<b>\$408</b>		<b>\$43</b>
<b>City of Elba</b>			
League of Minnesota Cities	408	10.6%	43
<b>Total for Entity</b>	<b>\$408</b>		<b>\$43</b>



**Table 5**  
**2019 Lobbying Expenditures Paid With Association Dues**  
**Listed by Entity**

Name of Entity (County) Association Name	Total Local Government Dues	Proportion of Dues Used for Lobbying	Total Dues Used for Lobbying
<b>City of Elbow Lake</b>			
Coalition of Greater Minnesota Cities	3,050	58.2%	1,775
Greater Minnesota Parks and Trails	150	68.3%	102
League of Minnesota Cities	1,404	10.6%	149
<b>Total for Entity</b>	<b>\$4,604</b>		<b>\$2,026</b>
<b>City of Elgin</b>			
League of Minnesota Cities	1,329	10.6%	141
Minnesota Association of Small Cities	610	54.0%	329
<b>Total for Entity</b>	<b>\$1,939</b>		<b>\$470</b>
<b>City of Elizabeth</b>			
League of Minnesota Cities	408	10.6%	43
Minnesota Association of Small Cities	198	54.0%	107
<b>Total for Entity</b>	<b>\$606</b>		<b>\$150</b>
<b>City of Elk River</b>			
League of Minnesota Cities	19,644	10.6%	2,082
<b>Total for Entity</b>	<b>\$19,644</b>		<b>\$2,082</b>
<b>City of Elko New Market</b>			
Association of Metropolitan Municipalities	2,172	39.1%	849
League of Minnesota Cities	5,278	10.6%	559
<b>Total for Entity</b>	<b>\$7,450</b>		<b>\$1,408</b>
<b>City of Elkton</b>			
League of Minnesota Cities	408	10.6%	43
<b>Total for Entity</b>	<b>\$408</b>		<b>\$43</b>
<b>City of Ellendale</b>			
League of Minnesota Cities	866	10.6%	92
<b>Total for Entity</b>	<b>\$866</b>		<b>\$92</b>
<b>City of Ellsworth</b>			
League of Minnesota Cities	645	10.6%	68
Minnesota Association of Small Cities	329	54.0%	178
<b>Total for Entity</b>	<b>\$974</b>		<b>\$246</b>

**Table 5**  
**2019 Lobbying Expenditures Paid With Association Dues**  
**Listed by Entity**

Name of Entity (County) Association Name	Total Local Government Dues	Proportion of Dues Used for Lobbying	Total Dues Used for Lobbying
<b>City of Elmdale</b>			
League of Minnesota Cities	408	10.6%	43
<b>Total for Entity</b>	<b>\$408</b>		<b>\$43</b>
<b>City of Elmore</b>			
League of Minnesota Cities	771	10.6%	82
<b>Total for Entity</b>	<b>\$771</b>		<b>\$82</b>
<b>City of Elrosa</b>			
League of Minnesota Cities	408	10.6%	43
<b>Total for Entity</b>	<b>\$408</b>		<b>\$43</b>
<b>City of Ely</b>			
Coalition of Greater Minnesota Cities	6,014	58.2%	3,500
Greater Minnesota Partnership	500	60.9%	304
League of Minnesota Cities	3,815	10.6%	404
Range Association of Municipalities and Schools	700	72.3%	506
<b>Total for Entity</b>	<b>\$11,029</b>		<b>\$4,714</b>
<b>City of Elysian</b>			
League of Minnesota Cities	909	10.6%	96
<b>Total for Entity</b>	<b>\$909</b>		<b>\$96</b>
<b>City of Emily</b>			
League of Minnesota Cities	1,065	10.6%	113
<b>Total for Entity</b>	<b>\$1,065</b>		<b>\$113</b>
<b>City of Emmons</b>			
League of Minnesota Cities	535	10.6%	57
<b>Total for Entity</b>	<b>\$535</b>		<b>\$57</b>
<b>City of Erhard</b>			
League of Minnesota Cities	408	10.6%	43
Minnesota Association of Small Cities	185	54.0%	100
<b>Total for Entity</b>	<b>\$593</b>		<b>\$143</b>

**Table 5**  
**2019 Lobbying Expenditures Paid With Association Dues**  
**Listed by Entity**

Name of Entity (County) Association Name	Total Local Government Dues	Proportion of Dues Used for Lobbying	Total Dues Used for Lobbying
<b>City of Erskine</b>			
League of Minnesota Cities	672	10.6%	71
Minnesota Association of Small Cities	345	54.0%	186
<b>Total for Entity</b>	<b>\$1,017</b>		<b>\$257</b>
<b>City of Evansville</b>			
League of Minnesota Cities	791	10.6%	84
Minnesota Association of Small Cities	396	54.0%	214
<b>Total for Entity</b>	<b>\$1,187</b>		<b>\$298</b>
<b>City of Eveleth</b>			
Coalition of Greater Minnesota Cities	6,319	58.2%	3,678
League of Minnesota Cities	4,029	10.6%	427
Minnesota Environmental Science and Economic Review Board	1,380	9.6%	132
Range Association of Municipalities and Schools	700	72.3%	506
<b>Total for Entity</b>	<b>\$12,428</b>		<b>\$4,743</b>
<b>City of Excelsior</b>			
Association of Metropolitan Municipalities	1,056	39.1%	413
League of Minnesota Cities	2,642	10.6%	280
<b>Total for Entity</b>	<b>\$3,698</b>		<b>\$693</b>
<b>City of Eyota</b>			
League of Minnesota Cities	2,267	10.6%	240
Minnesota Association of Small Cities	1,067	54.0%	576
<b>Total for Entity</b>	<b>\$3,334</b>		<b>\$816</b>
<b>City of Fairfax</b>			
League of Minnesota Cities	1,383	10.6%	147
<b>Total for Entity</b>	<b>\$1,383</b>		<b>\$147</b>
<b>City of Fairmont</b>			
Coalition of Greater Minnesota Cities	17,129	58.2%	9,969
Greater Minnesota Partnership	1,500	60.9%	914
League of Minnesota Cities	10,157	10.6%	1,077
<b>Total for Entity</b>	<b>\$28,786</b>		<b>\$11,960</b>

**Table 5**  
**2019 Lobbying Expenditures Paid With Association Dues**  
**Listed by Entity**

Name of Entity (County) Association Name	Total Local Government Dues	Proportion of Dues Used for Lobbying	Total Dues Used for Lobbying
<b>City of Falcon Heights</b>			
Association of Metropolitan Municipalities	2,452	39.1%	959
League of Minnesota Cities	5,948	10.6%	630
<b>Total for Entity</b>	<b>\$8,400</b>		<b>\$1,589</b>
<b>City of Faribault</b>			
Greater Minnesota Parks and Trails	225	68.3%	154
League of Minnesota Cities	19,186	10.6%	2,034
Minnesota Environmental Science and Economic Review Board	6,444	9.6%	619
<b>Total for Entity</b>	<b>\$25,855</b>		<b>\$2,807</b>
<b>City of Farmington</b>			
League of Minnesota Cities	18,729	10.6%	1,985
<b>Total for Entity</b>	<b>\$18,729</b>		<b>\$1,985</b>
<b>City of Farwell</b>			
League of Minnesota Cities	408	10.6%	43
<b>Total for Entity</b>	<b>\$408</b>		<b>\$43</b>
<b>City of Federal Dam</b>			
League of Minnesota Cities	408	10.6%	43
<b>Total for Entity</b>	<b>\$408</b>		<b>\$43</b>
<b>City of Felton</b>			
League of Minnesota Cities	408	10.6%	43
<b>Total for Entity</b>	<b>\$408</b>		<b>\$43</b>
<b>City of Fergus Falls</b>			
Coalition of Greater Minnesota Cities	27,401	58.2%	15,947
Coalition of Utility Cities	4,484	100.0%	4,484
Greater Minnesota Parks and Trails	225	68.3%	154
League of Minnesota Cities	12,734	10.6%	1,350
Minnesota Environmental Science and Economic Review Board	4,327	9.6%	415
<b>Total for Entity</b>	<b>\$49,171</b>		<b>\$22,350</b>
<b>City of Fertile</b>			
League of Minnesota Cities	1,055	10.6%	112
<b>Total for Entity</b>	<b>\$1,055</b>		<b>\$112</b>

**Table 5**  
**2019 Lobbying Expenditures Paid With Association Dues**  
**Listed by Entity**

Name of Entity (County) Association Name	Total Local Government Dues	Proportion of Dues Used for Lobbying	Total Dues Used for Lobbying
<b>City of Fifty Lakes</b>			
League of Minnesota Cities	578	10.6%	61
Minnesota Association of Small Cities	299	54.0%	161
<b>Total for Entity</b>	<b>\$877</b>		<b>\$222</b>
<b>City of Finlayson</b>			
League of Minnesota Cities	472	10.6%	50
Minnesota Association of Small Cities	260	54.0%	140
<b>Total for Entity</b>	<b>\$732</b>		<b>\$190</b>
<b>City of Fisher</b>			
League of Minnesota Cities	604	10.6%	64
Minnesota Association of Small Cities	315	54.0%	170
<b>Total for Entity</b>	<b>\$919</b>		<b>\$234</b>
<b>City of Flensburg</b>			
League of Minnesota Cities	804	10.6%	85
<b>Total for Entity</b>	<b>\$804</b>		<b>\$85</b>
<b>City of Floodwood</b>			
League of Minnesota Cities	700	10.6%	74
Minnesota Association of Small Cities	361	54.0%	195
<b>Total for Entity</b>	<b>\$1,061</b>		<b>\$269</b>
<b>City of Florence</b>			
League of Minnesota Cities	408	10.6%	43
<b>Total for Entity</b>	<b>\$408</b>		<b>\$43</b>
<b>City of Foley</b>			
Coalition of Greater Minnesota Cities	5,204	58.2%	3,029
League of Minnesota Cities	3,084	10.6%	327
<b>Total for Entity</b>	<b>\$8,288</b>		<b>\$3,356</b>
<b>City of Forada</b>			
League of Minnesota Cities	408	10.6%	43
Minnesota Association of Small Cities	196	54.0%	106
<b>Total for Entity</b>	<b>\$604</b>		<b>\$149</b>

**Table 5**  
**2019 Lobbying Expenditures Paid With Association Dues**  
**Listed by Entity**

Name of Entity (County) Association Name	Total Local Government Dues	Proportion of Dues Used for Lobbying	Total Dues Used for Lobbying
<b>City of Forest Lake</b>			
Association of Metropolitan Municipalities	7,311	39.1%	2,859
League of Minnesota Cities	17,690	10.6%	1,875
<b>Total for Entity</b>	<b>\$25,001</b>		<b>\$4,734</b>
<b>City of Foreston</b>			
League of Minnesota Cities	711	10.6%	75
<b>Total for Entity</b>	<b>\$711</b>		<b>\$75</b>
<b>City of Fort Ripley</b>			
League of Minnesota Cities	408	10.6%	43
<b>Total for Entity</b>	<b>\$408</b>		<b>\$43</b>
<b>City of Fosston</b>			
League of Minnesota Cities	1,746	10.6%	185
Minnesota Association of Small Cities	834	54.0%	450
<b>Total for Entity</b>	<b>\$2,580</b>		<b>\$635</b>
<b>City of Fountain</b>			
League of Minnesota Cities	591	10.6%	63
Minnesota Association of Small Cities	306	54.0%	165
<b>Total for Entity</b>	<b>\$897</b>		<b>\$228</b>
<b>City of Foxhome</b>			
League of Minnesota Cities	396	10.6%	42
Minnesota Association of Small Cities	174	54.0%	94
<b>Total for Entity</b>	<b>\$570</b>		<b>\$136</b>
<b>City of Franklin</b>			
League of Minnesota Cities	653	10.6%	69
Minnesota Association of Small Cities	343	54.0%	185
<b>Total for Entity</b>	<b>\$996</b>		<b>\$254</b>
<b>City of Frazee</b>			
Greater Minnesota Parks and Trails	150	68.3%	102
League of Minnesota Cities	1,655	10.6%	175
Minnesota Association of Small Cities	776	54.0%	419
<b>Total for Entity</b>	<b>\$2,581</b>		<b>\$696</b>

**Table 5**  
**2019 Lobbying Expenditures Paid With Association Dues**  
**Listed by Entity**

Name of Entity (County) Association Name	Total Local Government Dues	Proportion of Dues Used for Lobbying	Total Dues Used for Lobbying
<b>City of Freeborn</b>			
League of Minnesota Cities	440	10.6%	47
Minnesota Association of Small Cities	251	54.0%	136
<b>Total for Entity</b>	<b>\$691</b>		<b>\$183</b>
<b>City of Freeport</b>			
League of Minnesota Cities	880	10.6%	93
Minnesota Association of Small Cities	419	54.0%	226
<b>Total for Entity</b>	<b>\$1,299</b>		<b>\$319</b>
<b>City of Fridley</b>			
Association of Metropolitan Municipalities	8,880	39.1%	3,472
<b>Total for Entity</b>	<b>\$8,880</b>		<b>\$3,472</b>
<b>City of Frost</b>			
League of Minnesota Cities	408	10.6%	43
Minnesota Association of Small Cities	206	54.0%	111
<b>Total for Entity</b>	<b>\$614</b>		<b>\$154</b>
<b>City of Fulda</b>			
League of Minnesota Cities	1,512	10.6%	160
Minnesota Association of Small Cities	734	54.0%	396
Minnesota Environmental Science and Economic Review Board	534	9.6%	51
<b>Total for Entity</b>	<b>\$2,780</b>		<b>\$607</b>
<b>City of Garfield</b>			
League of Minnesota Cities	531	10.6%	56
<b>Total for Entity</b>	<b>\$531</b>		<b>\$56</b>
<b>City of Garrison</b>			
League of Minnesota Cities	408	10.6%	43
Minnesota Association of Small Cities	215	54.0%	116
<b>Total for Entity</b>	<b>\$623</b>		<b>\$159</b>
<b>City of Garvin</b>			
League of Minnesota Cities	408	10.6%	43
Minnesota Association of Small Cities	181	54.0%	98
<b>Total for Entity</b>	<b>\$589</b>		<b>\$141</b>

**Table 5**  
**2019 Lobbying Expenditures Paid With Association Dues**  
**Listed by Entity**

Name of Entity (County) Association Name	Total Local Government Dues	Proportion of Dues Used for Lobbying	Total Dues Used for Lobbying
<b>City of Gary</b>			
League of Minnesota Cities	408	10.6%	43
<b>Total for Entity</b>	<b>\$408</b>		<b>\$43</b>
<b>City of Gaylord</b>			
Greater Minnesota Partnership	500	60.9%	304
League of Minnesota Cities	2,600	10.6%	276
Minnesota Association of Small Cities	1,236	54.0%	667
<b>Total for Entity</b>	<b>\$4,336</b>		<b>\$1,247</b>
<b>City of Gem Lake</b>			
League of Minnesota Cities	631	10.6%	67
<b>Total for Entity</b>	<b>\$631</b>		<b>\$67</b>
<b>City of Geneva</b>			
League of Minnesota Cities	713	10.6%	76
Minnesota Association of Small Cities	367	54.0%	198
<b>Total for Entity</b>	<b>\$1,080</b>		<b>\$274</b>
<b>City of Genola</b>			
League of Minnesota Cities	408	10.6%	43
<b>Total for Entity</b>	<b>\$408</b>		<b>\$43</b>
<b>City of Georgetown</b>			
League of Minnesota Cities	408	10.6%	43
<b>Total for Entity</b>	<b>\$408</b>		<b>\$43</b>
<b>City of Ghent</b>			
League of Minnesota Cities	533	10.6%	56
Minnesota Association of Small Cities	282	54.0%	152
<b>Total for Entity</b>	<b>\$815</b>		<b>\$208</b>
<b>City of Gibbon</b>			
League of Minnesota Cities	979	10.6%	104
<b>Total for Entity</b>	<b>\$979</b>		<b>\$104</b>



**Table 5**  
**2019 Lobbying Expenditures Paid With Association Dues**  
**Listed by Entity**

Name of Entity (County) Association Name	Total Local Government Dues	Proportion of Dues Used for Lobbying	Total Dues Used for Lobbying
<b>City of Gilbert</b>			
Coalition of Greater Minnesota Cities	3,878	58.2%	2,257
League of Minnesota Cities	2,064	10.6%	219
Range Association of Municipalities and Schools	700	72.3%	506
<b>Total for Entity</b>	<b>\$6,642</b>		<b>\$2,982</b>
<b>City of Gilman</b>			
League of Minnesota Cities	408	10.6%	43
<b>Total for Entity</b>	<b>\$408</b>		<b>\$43</b>
<b>City of Glencoe</b>			
Coalition of Greater Minnesota Cities	9,497	58.2%	5,527
League of Minnesota Cities	5,984	10.6%	634
Minnesota Environmental Science and Economic Review Board	1,802	9.6%	173
<b>Total for Entity</b>	<b>\$17,283</b>		<b>\$6,334</b>
<b>City of Glenville</b>			
League of Minnesota Cities	783	10.6%	83
<b>Total for Entity</b>	<b>\$783</b>		<b>\$83</b>
<b>City of Glenwood</b>			
Coalition of Greater Minnesota Cities	4,913	58.2%	2,859
League of Minnesota Cities	2,808	10.6%	298
<b>Total for Entity</b>	<b>\$7,721</b>		<b>\$3,157</b>
<b>City of Glyndon</b>			
Greater Minnesota Parks and Trails	150	68.3%	102
League of Minnesota Cities	1,654	10.6%	175
Minnesota Association of Small Cities	787	54.0%	425
<b>Total for Entity</b>	<b>\$2,591</b>		<b>\$702</b>
<b>City of Golden Valley</b>			
Association of Metropolitan Municipalities	7,540	39.1%	2,948
League of Minnesota Cities	18,137	10.6%	1,923
<b>Total for Entity</b>	<b>\$25,677</b>		<b>\$4,871</b>

**Table 5**  
**2019 Lobbying Expenditures Paid With Association Dues**  
**Listed by Entity**

Name of Entity (County) Association Name	Total Local Government Dues	Proportion of Dues Used for Lobbying	Total Dues Used for Lobbying
<b>City of Gonvick</b>			
League of Minnesota Cities	451	10.6%	48
<b>Total for Entity</b>	<b>\$451</b>		<b>\$48</b>
<b>City of Good Thunder</b>			
League of Minnesota Cities	712	10.6%	75
<b>Total for Entity</b>	<b>\$712</b>		<b>\$75</b>
<b>City of Goodhue</b>			
League of Minnesota Cities	1,397	10.6%	148
Minnesota Association of Small Cities	653	54.0%	353
<b>Total for Entity</b>	<b>\$2,050</b>		<b>\$501</b>
<b>City of Goodridge</b>			
League of Minnesota Cities	408	10.6%	43
<b>Total for Entity</b>	<b>\$408</b>		<b>\$43</b>
<b>City of Goodview</b>			
Coalition of Greater Minnesota Cities	7,004	58.2%	4,076
League of Minnesota Cities	4,472	10.6%	474
<b>Total for Entity</b>	<b>\$11,476</b>		<b>\$4,550</b>
<b>City of Graceville</b>			
League of Minnesota Cities	751	10.6%	80
Minnesota Association of Small Cities	374	54.0%	202
<b>Total for Entity</b>	<b>\$1,125</b>		<b>\$282</b>
<b>City of Granada</b>			
League of Minnesota Cities	435	10.6%	46
<b>Total for Entity</b>	<b>\$435</b>		<b>\$46</b>
<b>City of Grand Marais</b>			
Coalition of Greater Minnesota Cities	3,101	58.2%	1,805
Greater Minnesota Parks and Trails	150	68.3%	102
League of Minnesota Cities	1,661	10.6%	176
Minnesota Association of Small Cities	762	54.0%	411
<b>Total for Entity</b>	<b>\$5,674</b>		<b>\$2,494</b>

**Table 5**  
**2019 Lobbying Expenditures Paid With Association Dues**  
**Listed by Entity**

Name of Entity (County) Association Name	Total Local Government Dues	Proportion of Dues Used for Lobbying	Total Dues Used for Lobbying
<b>City of Grand Meadow</b>			
League of Minnesota Cities	1,446	10.6%	153
Minnesota Association of Small Cities	670	54.0%	362
<b>Total for Entity</b>	<b>\$2,116</b>		<b>\$515</b>
<b>City of Grand Rapids</b>			
Coalition of Greater Minnesota Cities	18,762	58.2%	10,919
League of Minnesota Cities	10,648	10.6%	1,129
Minnesota Environmental Science and Economic Review Board	2,831	9.6%	272
Range Association of Municipalities and Schools	950	72.3%	687
<b>Total for Entity</b>	<b>\$33,191</b>		<b>\$13,007</b>
<b>City of Granite Falls</b>			
Coalition of Greater Minnesota Cities	5,207	58.2%	3,030
Coalition of Utility Cities	1,419	100.0%	1,419
Greater Minnesota Parks and Trails	150	68.3%	102
Greater Minnesota Partnership	500	60.9%	304
League of Minnesota Cities	3,117	10.6%	330
Minnesota Environmental Science and Economic Review Board	1,076	9.6%	103
<b>Total for Entity</b>	<b>\$11,469</b>		<b>\$5,288</b>
<b>City of Grant</b>			
League of Minnesota Cities	4,563	10.6%	484
<b>Total for Entity</b>	<b>\$4,563</b>		<b>\$484</b>
<b>City of Grasston</b>			
League of Minnesota Cities	408	10.6%	43
<b>Total for Entity</b>	<b>\$408</b>		<b>\$43</b>
<b>City of Green Isle</b>			
League of Minnesota Cities	753	10.6%	80
Minnesota Association of Small Cities	370	54.0%	200
<b>Total for Entity</b>	<b>\$1,123</b>		<b>\$280</b>

**Table 5**  
**2019 Lobbying Expenditures Paid With Association Dues**  
**Listed by Entity**

Name of Entity (County) Association Name	Total Local Government Dues	Proportion of Dues Used for Lobbying	Total Dues Used for Lobbying
<b>City of Greenbush</b>			
League of Minnesota Cities	910	10.6%	96
Minnesota Association of Small Cities	442	54.0%	239
<b>Total for Entity</b>	<b>\$1,352</b>		<b>\$335</b>
<b>City of Greenfield</b>			
League of Minnesota Cities	3,270	10.6%	347
<b>Total for Entity</b>	<b>\$3,270</b>		<b>\$347</b>
<b>City of Greenwald</b>			
League of Minnesota Cities	408	10.6%	43
<b>Total for Entity</b>	<b>\$408</b>		<b>\$43</b>
<b>City of Greenwood</b>			
Association of Metropolitan Municipalities	374	39.1%	146
League of Minnesota Cities	902	10.6%	96
<b>Total for Entity</b>	<b>\$1,276</b>		<b>\$242</b>
<b>City of Grey Eagle</b>			
League of Minnesota Cities	503	10.6%	53
<b>Total for Entity</b>	<b>\$503</b>		<b>\$53</b>
<b>City of Grove City</b>			
League of Minnesota Cities	810	10.6%	86
Minnesota Association of Small Cities	403	54.0%	218
<b>Total for Entity</b>	<b>\$1,213</b>		<b>\$304</b>
<b>City of Grygla</b>			
League of Minnesota Cities	408	10.6%	43
Minnesota Association of Small Cities	221	54.0%	119
<b>Total for Entity</b>	<b>\$629</b>		<b>\$162</b>
<b>City of Gully</b>			
League of Minnesota Cities	408	10.6%	43
<b>Total for Entity</b>	<b>\$408</b>		<b>\$43</b>

**Table 5**  
**2019 Lobbying Expenditures Paid With Association Dues**  
**Listed by Entity**

Name of Entity (County) Association Name	Total Local Government Dues	Proportion of Dues Used for Lobbying	Total Dues Used for Lobbying
<b>City of Hackensack</b>			
League of Minnesota Cities	489	10.6%	52
Minnesota Association of Small Cities	262	54.0%	141
<b>Total for Entity</b>	<b>\$751</b>		<b>\$193</b>
<b>City of Hadley</b>			
League of Minnesota Cities	408	10.6%	43
<b>Total for Entity</b>	<b>\$408</b>		<b>\$43</b>
<b>City of Hallock</b>			
League of Minnesota Cities	1,140	10.6%	121
Minnesota Association of Small Cities	555	54.0%	300
<b>Total for Entity</b>	<b>\$1,695</b>		<b>\$421</b>
<b>City of Halstad</b>			
League of Minnesota Cities	768	10.6%	81
<b>Total for Entity</b>	<b>\$768</b>		<b>\$81</b>
<b>City of Ham Lake</b>			
League of Minnesota Cities	14,716	10.6%	1,560
<b>Total for Entity</b>	<b>\$14,716</b>		<b>\$1,560</b>
<b>City of Hamburg</b>			
League of Minnesota Cities	695	10.6%	74
Minnesota Association of Small Cities	348	54.0%	188
<b>Total for Entity</b>	<b>\$1,043</b>		<b>\$262</b>
<b>City of Hammond</b>			
League of Minnesota Cities	804	10.6%	85
<b>Total for Entity</b>	<b>\$804</b>		<b>\$85</b>
<b>City of Hampton</b>			
League of Minnesota Cities	902	10.6%	96
<b>Total for Entity</b>	<b>\$902</b>		<b>\$96</b>
<b>City of Hancock</b>			
League of Minnesota Cities	964	10.6%	102
Minnesota Association of Small Cities	464	54.0%	251
<b>Total for Entity</b>	<b>\$1,428</b>		<b>\$353</b>

**Table 5**  
**2019 Lobbying Expenditures Paid With Association Dues**  
**Listed by Entity**

Name of Entity (County) Association Name	Total Local Government Dues	Proportion of Dues Used for Lobbying	Total Dues Used for Lobbying
<b>City of Hanley Falls</b>			
League of Minnesota Cities	438	10.6%	46
<b>Total for Entity</b>	<b>\$438</b>		<b>\$46</b>
<b>City of Hanover</b>			
Association of Metropolitan Municipalities	150	39.1%	59
League of Minnesota Cities	3,886	10.6%	412
Minnesota Association of Small Cities	1,555	54.0%	840
<b>Total for Entity</b>	<b>\$5,591</b>		<b>\$1,311</b>
<b>City of Hanska</b>			
League of Minnesota Cities	539	10.6%	57
Minnesota Association of Small Cities	295	54.0%	159
<b>Total for Entity</b>	<b>\$834</b>		<b>\$216</b>
<b>City of Harding</b>			
League of Minnesota Cities	408	10.6%	43
<b>Total for Entity</b>	<b>\$408</b>		<b>\$43</b>
<b>City of Hardwick</b>			
League of Minnesota Cities	408	10.6%	43
Minnesota Association of Small Cities	207	54.0%	112
<b>Total for Entity</b>	<b>\$615</b>		<b>\$155</b>
<b>City of Harmony</b>			
League of Minnesota Cities	1,247	10.6%	132
Minnesota Association of Small Cities	609	54.0%	329
<b>Total for Entity</b>	<b>\$1,856</b>		<b>\$461</b>
<b>City of Harris</b>			
League of Minnesota Cities	1,389	10.6%	147
<b>Total for Entity</b>	<b>\$1,389</b>		<b>\$147</b>
<b>City of Hartland</b>			
League of Minnesota Cities	474	10.6%	50
Minnesota Association of Small Cities	260	54.0%	140
<b>Total for Entity</b>	<b>\$734</b>		<b>\$190</b>

**Table 5**  
**2019 Lobbying Expenditures Paid With Association Dues**  
**Listed by Entity**

Name of Entity (County) Association Name	Total Local Government Dues	Proportion of Dues Used for Lobbying	Total Dues Used for Lobbying
<b>City of Hastings</b>			
Association of Metropolitan Municipalities	7,700	39.1%	3,011
League of Minnesota Cities	18,847	10.6%	1,998
<b>Total for Entity</b>	<b>\$26,547</b>		<b>\$5,009</b>
<b>City of Hatfield</b>			
League of Minnesota Cities	408	10.6%	43
<b>Total for Entity</b>	<b>\$408</b>		<b>\$43</b>
<b>City of Hawley</b>			
Greater Minnesota Parks and Trails	150	68.3%	102
League of Minnesota Cities	2,550	10.6%	270
Minnesota Association of Small Cities	1,153	54.0%	623
<b>Total for Entity</b>	<b>\$3,853</b>		<b>\$995</b>
<b>City of Hayfield</b>			
League of Minnesota Cities	1,587	10.6%	168
Minnesota Association of Small Cities	756	54.0%	408
<b>Total for Entity</b>	<b>\$2,343</b>		<b>\$576</b>
<b>City of Hayward</b>			
League of Minnesota Cities	412	10.6%	44
<b>Total for Entity</b>	<b>\$412</b>		<b>\$44</b>
<b>City of Hazel Run</b>			
League of Minnesota Cities	408	10.6%	43
<b>Total for Entity</b>	<b>\$408</b>		<b>\$43</b>
<b>City of Hector</b>			
League of Minnesota Cities	1,301	10.6%	138
Minnesota Association of Small Cities	650	54.0%	351
<b>Total for Entity</b>	<b>\$1,951</b>		<b>\$489</b>
<b>City of Heidelberg</b>			
League of Minnesota Cities	408	10.6%	43
<b>Total for Entity</b>	<b>\$408</b>		<b>\$43</b>

**Table 5**  
**2019 Lobbying Expenditures Paid With Association Dues**  
**Listed by Entity**

Name of Entity (County) Association Name	Total Local Government Dues	Proportion of Dues Used for Lobbying	Total Dues Used for Lobbying
<b>City of Henderson</b>			
League of Minnesota Cities	1,138	10.6%	121
Minnesota Association of Small Cities	523	54.0%	282
<b>Total for Entity</b>	<b>\$1,661</b>		<b>\$403</b>
<b>City of Hendricks</b>			
League of Minnesota Cities	906	10.6%	96
Minnesota Association of Small Cities	440	54.0%	238
<b>Total for Entity</b>	<b>\$1,346</b>		<b>\$334</b>
<b>City of Hendrum</b>			
League of Minnesota Cities	452	10.6%	48
Minnesota Association of Small Cities	252	54.0%	136
<b>Total for Entity</b>	<b>\$704</b>		<b>\$184</b>
<b>City of Henning</b>			
League of Minnesota Cities	1,031	10.6%	109
Minnesota Association of Small Cities	483	54.0%	261
<b>Total for Entity</b>	<b>\$1,514</b>		<b>\$370</b>
<b>City of Henriette</b>			
League of Minnesota Cities	408	10.6%	43
Minnesota Association of Small Cities	159	54.0%	86
<b>Total for Entity</b>	<b>\$567</b>		<b>\$129</b>
<b>City of Herman</b>			
League of Minnesota Cities	608	10.6%	64
<b>Total for Entity</b>	<b>\$608</b>		<b>\$64</b>
<b>City of Hermantown</b>			
Greater Minnesota Parks and Trails	150	68.3%	102
League of Minnesota Cities	9,691	10.6%	1,027
<b>Total for Entity</b>	<b>\$9,841</b>		<b>\$1,129</b>
<b>City of Heron Lake</b>			
League of Minnesota Cities	866	10.6%	92
<b>Total for Entity</b>	<b>\$866</b>		<b>\$92</b>



**Table 5**  
**2019 Lobbying Expenditures Paid With Association Dues**  
**Listed by Entity**

Name of Entity (County) Association Name	Total Local Government Dues	Proportion of Dues Used for Lobbying	Total Dues Used for Lobbying
<b>City of Hewitt</b>			
League of Minnesota Cities	416	10.6%	44
Minnesota Association of Small Cities	235	54.0%	127
<b>Total for Entity</b>	<b>\$651</b>		<b>\$171</b>
<b>City of Hibbing</b>			
League of Minnesota Cities	14,685	10.6%	1,557
Range Association of Municipalities and Schools	1,200	72.3%	868
<b>Total for Entity</b>	<b>\$15,885</b>		<b>\$2,425</b>
<b>City of Hill City</b>			
League of Minnesota Cities	812	10.6%	86
Minnesota Association of Small Cities	404	54.0%	218
<b>Total for Entity</b>	<b>\$1,216</b>		<b>\$304</b>
<b>City of Hills</b>			
League of Minnesota Cities	861	10.6%	91
Minnesota Association of Small Cities	428	54.0%	231
<b>Total for Entity</b>	<b>\$1,289</b>		<b>\$322</b>
<b>City of Hilltop</b>			
League of Minnesota Cities	997	10.6%	106
Minnesota Association of Small Cities	509	54.0%	275
<b>Total for Entity</b>	<b>\$1,506</b>		<b>\$381</b>
<b>City of Hinckley</b>			
Coalition of Greater Minnesota Cities	3,937	58.2%	2,291
League of Minnesota Cities	2,190	10.6%	232
Minnesota Association of Small Cities	956	54.0%	516
<b>Total for Entity</b>	<b>\$7,083</b>		<b>\$3,039</b>
<b>City of Hitterdal</b>			
League of Minnesota Cities	408	10.6%	43
Minnesota Association of Small Cities	213	54.0%	115
<b>Total for Entity</b>	<b>\$621</b>		<b>\$158</b>

**Table 5**  
**2019 Lobbying Expenditures Paid With Association Dues**  
**Listed by Entity**

Name of Entity (County) Association Name	Total Local Government Dues	Proportion of Dues Used for Lobbying	Total Dues Used for Lobbying
<b>City of Hoffman</b>			
League of Minnesota Cities	849	10.6%	90
Minnesota Association of Small Cities	430	54.0%	232
<b>Total for Entity</b>	<b>\$1,279</b>		<b>\$322</b>
<b>City of Hokah</b>			
League of Minnesota Cities	728	10.6%	77
<b>Total for Entity</b>	<b>\$728</b>		<b>\$77</b>
<b>City of Holdingford</b>			
League of Minnesota Cities	914	10.6%	97
Minnesota Association of Small Cities	439	54.0%	237
<b>Total for Entity</b>	<b>\$1,353</b>		<b>\$334</b>
<b>City of Holland</b>			
League of Minnesota Cities	408	10.6%	43
<b>Total for Entity</b>	<b>\$408</b>		<b>\$43</b>
<b>City of Hollandale</b>			
League of Minnesota Cities	455	10.6%	48
Minnesota Association of Small Cities	251	54.0%	136
<b>Total for Entity</b>	<b>\$706</b>		<b>\$184</b>
<b>City of Holloway</b>			
League of Minnesota Cities	408	10.6%	43
<b>Total for Entity</b>	<b>\$408</b>		<b>\$43</b>
<b>City of Hopkins</b>			
Association of Metropolitan Municipalities	6,934	39.1%	2,711
League of Minnesota Cities	17,202	10.6%	1,823
<b>Total for Entity</b>	<b>\$24,136</b>		<b>\$4,534</b>
<b>City of Houston</b>			
League of Minnesota Cities	1,183	10.6%	125
<b>Total for Entity</b>	<b>\$1,183</b>		<b>\$125</b>
<b>City of Howard Lake</b>			
League of Minnesota Cities	2,384	10.6%	253
<b>Total for Entity</b>	<b>\$2,384</b>		<b>\$253</b>

**Table 5**  
**2019 Lobbying Expenditures Paid With Association Dues**  
**Listed by Entity**

Name of Entity (County) Association Name	Total Local Government Dues	Proportion of Dues Used for Lobbying	Total Dues Used for Lobbying
<b>City of Hoyt Lakes</b>			
Coalition of Greater Minnesota Cities	4,152	58.2%	2,416
Coalition of Utility Cities	2,733	100.0%	2,733
League of Minnesota Cities	2,269	10.6%	241
Range Association of Municipalities and Schools	700	72.3%	506
<b>Total for Entity</b>	<b>\$9,854</b>		<b>\$5,896</b>
<b>City of Hugo</b>			
Association of Metropolitan Municipalities	5,565	39.1%	2,176
League of Minnesota Cities	13,857	10.6%	1,469
<b>Total for Entity</b>	<b>\$19,422</b>		<b>\$3,645</b>
<b>City of Humboldt</b>			
League of Minnesota Cities	408	10.6%	43
Minnesota Association of Small Cities	141	54.0%	76
<b>Total for Entity</b>	<b>\$549</b>		<b>\$119</b>
<b>City of Hutchinson</b>			
Coalition of Greater Minnesota Cities	28,338	58.2%	16,493
Greater Minnesota Parks and Trails	225	68.3%	154
League of Minnesota Cities	13,118	10.6%	1,391
Minnesota Environmental Science and Economic Review Board	4,365	9.6%	419
<b>Total for Entity</b>	<b>\$46,046</b>		<b>\$18,457</b>
<b>City of Ihlen</b>			
League of Minnesota Cities	408	10.6%	43
<b>Total for Entity</b>	<b>\$408</b>		<b>\$43</b>
<b>City of Independence</b>			
Association of Metropolitan Municipalities	1,683	39.1%	658
League of Minnesota Cities	4,195	10.6%	445
<b>Total for Entity</b>	<b>\$5,878</b>		<b>\$1,103</b>
<b>City of International Falls</b>			
League of Minnesota Cities	6,528	10.6%	692
<b>Total for Entity</b>	<b>\$6,528</b>		<b>\$692</b>

**Table 5**  
**2019 Lobbying Expenditures Paid With Association Dues**  
**Listed by Entity**

Name of Entity (County) Association Name	Total Local Government Dues	Proportion of Dues Used for Lobbying	Total Dues Used for Lobbying
<b>City of Inver Grove Heights</b>			
Association of Metropolitan Municipalities	10,086	39.1%	3,944
League of Minnesota Cities	24,418	10.6%	2,588
Municipal Legislative Commission	8,776	91.6%	8,039
<b>Total for Entity</b>	<b>\$43,280</b>		<b>\$14,571</b>
<b>City of Iona</b>			
League of Minnesota Cities	408	10.6%	43
<b>Total for Entity</b>	<b>\$408</b>		<b>\$43</b>
<b>City of Iron Junction</b>			
League of Minnesota Cities	408	10.6%	43
Minnesota Association of Small Cities	160	54.0%	86
<b>Total for Entity</b>	<b>\$568</b>		<b>\$129</b>
<b>City of Ironton</b>			
League of Minnesota Cities	758	10.6%	80
<b>Total for Entity</b>	<b>\$758</b>		<b>\$80</b>
<b>City of Isanti</b>			
League of Minnesota Cities	6,434	10.6%	682
<b>Total for Entity</b>	<b>\$6,434</b>		<b>\$682</b>
<b>City of Isle</b>			
League of Minnesota Cities	981	10.6%	104
<b>Total for Entity</b>	<b>\$981</b>		<b>\$104</b>
<b>City of Ivanhoe</b>			
League of Minnesota Cities	730	10.6%	77
<b>Total for Entity</b>	<b>\$730</b>		<b>\$77</b>
<b>City of Jackson</b>			
Coalition of Greater Minnesota Cities	4,517	58.2%	2,629
Greater Minnesota Partnership	250	60.9%	152
League of Minnesota Cities	3,811	10.6%	404
<b>Total for Entity</b>	<b>\$8,578</b>		<b>\$3,185</b>

**Table 5**  
**2019 Lobbying Expenditures Paid With Association Dues**  
**Listed by Entity**

Name of Entity (County) Association Name	Total Local Government Dues	Proportion of Dues Used for Lobbying	Total Dues Used for Lobbying
<b>City of Janesville</b>			
Coalition of Greater Minnesota Cities	4,542	58.2%	2,643
Highway 14 Partnership	1,000	88.3%	883
League of Minnesota Cities	2,643	10.6%	280
<b>Total for Entity</b>	<b>\$8,185</b>		<b>\$3,806</b>
<b>City of Jasper</b>			
League of Minnesota Cities	783	10.6%	83
Minnesota Association of Small Cities	398	54.0%	215
<b>Total for Entity</b>	<b>\$1,181</b>		<b>\$298</b>
<b>City of Jeffers</b>			
League of Minnesota Cities	518	10.6%	55
<b>Total for Entity</b>	<b>\$518</b>		<b>\$55</b>
<b>City of Jenkins</b>			
League of Minnesota Cities	634	10.6%	67
Minnesota Association of Small Cities	316	54.0%	171
<b>Total for Entity</b>	<b>\$950</b>		<b>\$238</b>
<b>City of Jordan</b>			
League of Minnesota Cities	6,543	10.6%	694
<b>Total for Entity</b>	<b>\$6,543</b>		<b>\$694</b>
<b>City of Kandiyohi</b>			
League of Minnesota Cities	656	10.6%	70
Minnesota Association of Small Cities	339	54.0%	183
<b>Total for Entity</b>	<b>\$995</b>		<b>\$253</b>
<b>City of Karlstad</b>			
League of Minnesota Cities	953	10.6%	101
<b>Total for Entity</b>	<b>\$953</b>		<b>\$101</b>
<b>City of Kasota</b>			
League of Minnesota Cities	873	10.6%	93
Minnesota Association of Small Cities	424	54.0%	229
<b>Total for Entity</b>	<b>\$1,297</b>		<b>\$322</b>

**Table 5**  
**2019 Lobbying Expenditures Paid With Association Dues**  
**Listed by Entity**

Name of Entity (County) Association Name	Total Local Government Dues	Proportion of Dues Used for Lobbying	Total Dues Used for Lobbying
<b>City of Kasson</b>			
Highway 14 Partnership	1,000	88.3%	883
League of Minnesota Cities	6,850	10.6%	726
<b>Total for Entity</b>	<b>\$7,850</b>		<b>\$1,609</b>
<b>City of Keewatin</b>			
League of Minnesota Cities	1,255	10.6%	133
Range Association of Municipalities and Schools	700	72.3%	506
<b>Total for Entity</b>	<b>\$1,955</b>		<b>\$639</b>
<b>City of Kelliher</b>			
League of Minnesota Cities	421	10.6%	45
Minnesota Association of Small Cities	240	54.0%	130
<b>Total for Entity</b>	<b>\$661</b>		<b>\$175</b>
<b>City of Kellogg</b>			
League of Minnesota Cities	627	10.6%	66
Minnesota Association of Small Cities	319	54.0%	172
<b>Total for Entity</b>	<b>\$946</b>		<b>\$238</b>
<b>City of Kennedy</b>			
League of Minnesota Cities	408	10.6%	43
Minnesota Association of Small Cities	206	54.0%	111
<b>Total for Entity</b>	<b>\$614</b>		<b>\$154</b>
<b>City of Kenneth</b>			
League of Minnesota Cities	408	10.6%	43
<b>Total for Entity</b>	<b>\$408</b>		<b>\$43</b>
<b>City of Kensington</b>			
League of Minnesota Cities	451	10.6%	48
<b>Total for Entity</b>	<b>\$451</b>		<b>\$48</b>
<b>City of Kent</b>			
League of Minnesota Cities	408	10.6%	43
<b>Total for Entity</b>	<b>\$408</b>		<b>\$43</b>

**Table 5**  
**2019 Lobbying Expenditures Paid With Association Dues**  
**Listed by Entity**

Name of Entity (County) Association Name	Total Local Government Dues	Proportion of Dues Used for Lobbying	Total Dues Used for Lobbying
<b>City of Kenyon</b>			
League of Minnesota Cities	2,119	10.6%	225
<b>Total for Entity</b>	<b>\$2,119</b>		<b>\$225</b>
<b>City of Kerkhoven</b>			
League of Minnesota Cities	941	10.6%	100
<b>Total for Entity</b>	<b>\$941</b>		<b>\$100</b>
<b>City of Kerrick</b>			
League of Minnesota Cities	408	10.6%	43
<b>Total for Entity</b>	<b>\$408</b>		<b>\$43</b>
<b>City of Kettle River</b>			
League of Minnesota Cities	408	10.6%	43
Minnesota Association of Small Cities	200	54.0%	108
<b>Total for Entity</b>	<b>\$608</b>		<b>\$151</b>
<b>City of Kiester</b>			
League of Minnesota Cities	651	10.6%	69
Minnesota Association of Small Cities	340	54.0%	184
<b>Total for Entity</b>	<b>\$991</b>		<b>\$253</b>
<b>City of Kilkenny</b>			
League of Minnesota Cities	408	10.6%	43
Minnesota Association of Small Cities	179	54.0%	97
<b>Total for Entity</b>	<b>\$587</b>		<b>\$140</b>
<b>City of Kimball</b>			
League of Minnesota Cities	998	10.6%	106
Minnesota Association of Small Cities	466	54.0%	252
<b>Total for Entity</b>	<b>\$1,464</b>		<b>\$358</b>
<b>City of Kingston</b>			
League of Minnesota Cities	408	10.6%	43
<b>Total for Entity</b>	<b>\$408</b>		<b>\$43</b>
<b>City of Kinney</b>			
Range Association of Municipalities and Schools	300	72.3%	217
<b>Total for Entity</b>	<b>\$300</b>		<b>\$217</b>

**Table 5**  
**2019 Lobbying Expenditures Paid With Association Dues**  
**Listed by Entity**

Name of Entity (County) Association Name	Total Local Government Dues	Proportion of Dues Used for Lobbying	Total Dues Used for Lobbying
<b>City of La Crescent</b>			
Coalition of Greater Minnesota Cities	8,994	58.2%	5,235
League of Minnesota Cities	5,675	10.6%	602
<b>Total for Entity</b>	<b>\$14,669</b>		<b>\$5,837</b>
<b>City of La Prairie</b>			
League of Minnesota Cities	844	10.6%	89
Minnesota Association of Small Cities	422	54.0%	228
Range Association of Municipalities and Schools	400	72.3%	289
<b>Total for Entity</b>	<b>\$1,666</b>		<b>\$606</b>
<b>City of La Salle</b>			
League of Minnesota Cities	408	10.6%	43
<b>Total for Entity</b>	<b>\$408</b>		<b>\$43</b>
<b>City of Lafayette</b>			
League of Minnesota Cities	663	10.6%	70
Minnesota Environmental Science and Economic Review Board	500	9.6%	48
<b>Total for Entity</b>	<b>\$1,163</b>		<b>\$118</b>
<b>City of Lake Benton</b>			
League of Minnesota Cities	866	10.6%	92
<b>Total for Entity</b>	<b>\$866</b>		<b>\$92</b>
<b>City of Lake Bronson</b>			
League of Minnesota Cities	408	10.6%	43
<b>Total for Entity</b>	<b>\$408</b>		<b>\$43</b>
<b>City of Lake City</b>			
Greater Minnesota Parks and Trails	150	68.3%	102
League of Minnesota Cities	5,684	10.6%	603
<b>Total for Entity</b>	<b>\$5,834</b>		<b>\$705</b>
<b>City of Lake Crystal</b>			
League of Minnesota Cities	2,883	10.6%	306
Minnesota Environmental Science and Economic Review Board	873	9.6%	84
<b>Total for Entity</b>	<b>\$3,756</b>		<b>\$390</b>



**Table 5**  
**2019 Lobbying Expenditures Paid With Association Dues**  
**Listed by Entity**

Name of Entity (County) Association Name	Total Local Government Dues	Proportion of Dues Used for Lobbying	Total Dues Used for Lobbying
<b>City of Lake Elmo</b>			
Association of Metropolitan Municipalities	3,672	39.1%	1,436
League of Minnesota Cities	19,512	10.6%	2,068
<b>Total for Entity</b>	<b>\$23,184</b>		<b>\$3,504</b>
<b>City of Lake Lillian</b>			
League of Minnesota Cities	408	10.6%	43
Minnesota Association of Small Cities	226	54.0%	122
<b>Total for Entity</b>	<b>\$634</b>		<b>\$165</b>
<b>City of Lake Park</b>			
League of Minnesota Cities	1,008	10.6%	107
<b>Total for Entity</b>	<b>\$1,008</b>		<b>\$107</b>
<b>City of Lake Saint Croix Beach</b>			
League of Minnesota Cities	1,272	10.6%	135
Minnesota Association of Small Cities	627	54.0%	339
<b>Total for Entity</b>	<b>\$1,899</b>		<b>\$474</b>
<b>City of Lake Shore</b>			
Greater Minnesota Parks and Trails	50	68.3%	34
League of Minnesota Cities	1,291	10.6%	137
Minnesota Association of Small Cities	612	54.0%	330
<b>Total for Entity</b>	<b>\$1,953</b>		<b>\$501</b>
<b>City of Lake Wilson</b>			
League of Minnesota Cities	408	10.6%	43
<b>Total for Entity</b>	<b>\$408</b>		<b>\$43</b>
<b>City of Lakefield</b>			
Coalition of Greater Minnesota Cities	1,878	58.2%	1,093
League of Minnesota Cities	1,982	10.6%	210
Minnesota Environmental Science and Economic Review Board	815	9.6%	78
<b>Total for Entity</b>	<b>\$4,675</b>		<b>\$1,381</b>
<b>City of Lakeland Shores</b>			
League of Minnesota Cities	487	10.6%	52
<b>Total for Entity</b>	<b>\$487</b>		<b>\$52</b>

**Table 5**  
**2019 Lobbying Expenditures Paid With Association Dues**  
**Listed by Entity**

Name of Entity (County) Association Name	Total Local Government Dues	Proportion of Dues Used for Lobbying	Total Dues Used for Lobbying
<b>City of Lakeville</b>			
Association of Metropolitan Municipalities	7,882	39.1%	3,082
League of Minnesota Cities	32,929	10.6%	3,490
Municipal Legislative Commission	10,500	91.6%	9,618
<b>Total for Entity</b>	<b>\$51,311</b>		<b>\$16,190</b>
<b>City of Lamberton</b>			
League of Minnesota Cities	1,003	10.6%	106
<b>Total for Entity</b>	<b>\$1,003</b>		<b>\$106</b>
<b>City of Lancaster</b>			
League of Minnesota Cities	497	10.6%	53
Minnesota Association of Small Cities	274	54.0%	148
<b>Total for Entity</b>	<b>\$771</b>		<b>\$201</b>
<b>City of Landfall</b>			
League of Minnesota Cities	963	10.6%	102
<b>Total for Entity</b>	<b>\$963</b>		<b>\$102</b>
<b>City of Lanesboro</b>			
League of Minnesota Cities	965	10.6%	102
<b>Total for Entity</b>	<b>\$965</b>		<b>\$102</b>
<b>City of Laporte</b>			
League of Minnesota Cities	408	10.6%	43
<b>Total for Entity</b>	<b>\$408</b>		<b>\$43</b>
<b>City of Lastrup</b>			
League of Minnesota Cities	408	10.6%	43
<b>Total for Entity</b>	<b>\$408</b>		<b>\$43</b>
<b>City of Lauderdale</b>			
Association of Metropolitan Municipalities	1,152	39.1%	450
League of Minnesota Cities	2,735	10.6%	290
<b>Total for Entity</b>	<b>\$3,887</b>		<b>\$740</b>
<b>City of Le Center</b>			
League of Minnesota Cities	2,860	10.6%	303
<b>Total for Entity</b>	<b>\$2,860</b>		<b>\$303</b>

**Table 5**  
**2019 Lobbying Expenditures Paid With Association Dues**  
**Listed by Entity**

Name of Entity (County) Association Name	Total Local Government Dues	Proportion of Dues Used for Lobbying	Total Dues Used for Lobbying
<b>City of Le Sueur</b>			
Coalition of Greater Minnesota Cities	6,874	58.2%	4,001
League of Minnesota Cities	4,548	10.6%	482
<b>Total for Entity</b>	<b>\$11,422</b>		<b>\$4,483</b>
<b>City of Lengby</b>			
League of Minnesota Cities	408	10.6%	43
Minnesota Association of Small Cities	157	54.0%	85
<b>Total for Entity</b>	<b>\$565</b>		<b>\$128</b>
<b>City of Leonard</b>			
League of Minnesota Cities	408	10.6%	43
<b>Total for Entity</b>	<b>\$408</b>		<b>\$43</b>
<b>City of Leonidas</b>			
Minnesota Association of Small Cities	143	54.0%	77
<b>Total for Entity</b>	<b>\$143</b>		<b>\$77</b>
<b>City of LeRoy</b>			
League of Minnesota Cities	1,171	10.6%	124
<b>Total for Entity</b>	<b>\$1,171</b>		<b>\$124</b>
<b>City of Lester Prairie</b>			
League of Minnesota Cities	1,978	10.6%	210
<b>Total for Entity</b>	<b>\$1,978</b>		<b>\$210</b>
<b>City of Lewiston</b>			
League of Minnesota Cities	1,782	10.6%	189
Minnesota Association of Small Cities	871	54.0%	470
<b>Total for Entity</b>	<b>\$2,653</b>		<b>\$659</b>
<b>City of Lewisville</b>			
League of Minnesota Cities	408	10.6%	43
<b>Total for Entity</b>	<b>\$408</b>		<b>\$43</b>
<b>City of Lexington</b>			
League of Minnesota Cities	2,413	10.6%	256
<b>Total for Entity</b>	<b>\$2,413</b>		<b>\$256</b>

**Table 5**  
**2019 Lobbying Expenditures Paid With Association Dues**  
**Listed by Entity**

Name of Entity (County) Association Name	Total Local Government Dues	Proportion of Dues Used for Lobbying	Total Dues Used for Lobbying
<b>City of Lilydale</b>			
Association of Metropolitan Municipalities	454	39.1%	178
League of Minnesota Cities	1,162	10.6%	123
<b>Total for Entity</b>	<b>\$1,616</b>		<b>\$301</b>
<b>City of Lindstrom</b>			
Greater Minnesota Parks and Trails	150	68.3%	102
League of Minnesota Cities	5,166	10.6%	548
<b>Total for Entity</b>	<b>\$5,316</b>		<b>\$650</b>
<b>City of Lino Lakes</b>			
League of Minnesota Cities	18,031	10.6%	1,911
<b>Total for Entity</b>	<b>\$18,031</b>		<b>\$1,911</b>
<b>City of Lismore</b>			
League of Minnesota Cities	408	10.6%	43
Minnesota Association of Small Cities	222	54.0%	120
<b>Total for Entity</b>	<b>\$630</b>		<b>\$163</b>
<b>City of Litchfield</b>			
Coalition of Greater Minnesota Cities	11,256	58.2%	6,551
League of Minnesota Cities	7,078	10.6%	750
<b>Total for Entity</b>	<b>\$18,334</b>		<b>\$7,301</b>
<b>City of Little Canada</b>			
League of Minnesota Cities	10,216	10.6%	1,083
<b>Total for Entity</b>	<b>\$10,216</b>		<b>\$1,083</b>
<b>City of Little Falls</b>			
Coalition of Greater Minnesota Cities	14,376	58.2%	8,367
Greater Minnesota Parks and Trails	150	68.3%	102
League of Minnesota Cities	8,989	10.6%	953
Minnesota Environmental Science and Economic Review Board	2,751	9.6%	264
<b>Total for Entity</b>	<b>\$26,266</b>		<b>\$9,686</b>
<b>City of Littlefork</b>			
League of Minnesota Cities	805	10.6%	85
<b>Total for Entity</b>	<b>\$805</b>		<b>\$85</b>

**Table 5**  
**2019 Lobbying Expenditures Paid With Association Dues**  
**Listed by Entity**

Name of Entity (County) Association Name	Total Local Government Dues	Proportion of Dues Used for Lobbying	Total Dues Used for Lobbying
<b>City of Long Beach</b>			
League of Minnesota Cities	515	10.6%	55
<b>Total for Entity</b>	<b>\$515</b>		<b>\$55</b>
<b>City of Long Lake</b>			
Association of Metropolitan Municipalities	872	39.1%	341
League of Minnesota Cities	2,097	10.6%	222
<b>Total for Entity</b>	<b>\$2,969</b>		<b>\$563</b>
<b>City of Long Prairie</b>			
League of Minnesota Cities	3,777	10.6%	400
Minnesota Association of Small Cities	1,744	54.0%	942
<b>Total for Entity</b>	<b>\$5,521</b>		<b>\$1,342</b>
<b>City of Longville</b>			
League of Minnesota Cities	408	10.6%	43
Minnesota Association of Small Cities	191	54.0%	103
<b>Total for Entity</b>	<b>\$599</b>		<b>\$146</b>
<b>City of Lonsdale</b>			
League of Minnesota Cities	4,588	10.6%	486
<b>Total for Entity</b>	<b>\$4,588</b>		<b>\$486</b>
<b>City of Loretto</b>			
League of Minnesota Cities	854	10.6%	91
Minnesota Association of Small Cities	410	54.0%	221
<b>Total for Entity</b>	<b>\$1,264</b>		<b>\$312</b>
<b>City of Lowry</b>			
League of Minnesota Cities	476	10.6%	50
<b>Total for Entity</b>	<b>\$476</b>		<b>\$50</b>
<b>City of Lucan</b>			
League of Minnesota Cities	408	10.6%	43
Minnesota Association of Small Cities	205	54.0%	111
<b>Total for Entity</b>	<b>\$613</b>		<b>\$154</b>

**Table 5**  
**2019 Lobbying Expenditures Paid With Association Dues**  
**Listed by Entity**

Name of Entity (County) Association Name	Total Local Government Dues	Proportion of Dues Used for Lobbying	Total Dues Used for Lobbying
<b>City of Luverne</b>			
Coalition of Greater Minnesota Cities	7,716	58.2%	4,491
Greater Minnesota Parks and Trails	150	68.3%	102
Greater Minnesota Partnership	500	60.9%	304
League of Minnesota Cities	5,231	10.6%	554
Minnesota Environmental Science and Economic Review Board	1,710	9.6%	164
<b>Total for Entity</b>	<b>\$15,307</b>		<b>\$5,615</b>
<b>City of Lyle</b>			
League of Minnesota Cities	730	10.6%	77
Minnesota Association of Small Cities	367	54.0%	198
<b>Total for Entity</b>	<b>\$1,097</b>		<b>\$275</b>
<b>City of Lynd</b>			
League of Minnesota Cities	642	10.6%	68
Minnesota Association of Small Cities	319	54.0%	172
<b>Total for Entity</b>	<b>\$961</b>		<b>\$240</b>
<b>City of Mabel</b>			
League of Minnesota Cities	972	10.6%	103
Minnesota Association of Small Cities	467	54.0%	252
<b>Total for Entity</b>	<b>\$1,439</b>		<b>\$355</b>
<b>City of Madelia</b>			
League of Minnesota Cities	2,621	10.6%	278
<b>Total for Entity</b>	<b>\$2,621</b>		<b>\$278</b>
<b>City of Madison</b>			
League of Minnesota Cities	1,713	10.6%	182
<b>Total for Entity</b>	<b>\$1,713</b>		<b>\$182</b>
<b>City of Madison Lake</b>			
League of Minnesota Cities	1,452	10.6%	154
<b>Total for Entity</b>	<b>\$1,452</b>		<b>\$154</b>
<b>City of Magnolia</b>			
League of Minnesota Cities	408	10.6%	43
<b>Total for Entity</b>	<b>\$408</b>		<b>\$43</b>

**Table 5**  
**2019 Lobbying Expenditures Paid With Association Dues**  
**Listed by Entity**

Name of Entity (County) Association Name	Total Local Government Dues	Proportion of Dues Used for Lobbying	Total Dues Used for Lobbying
<b>City of Mahanomen</b>			
League of Minnesota Cities	1,465	10.6%	155
<b>Total for Entity</b>	<b>\$1,465</b>		<b>\$155</b>
<b>City of Mahtomedi</b>			
Association of Metropolitan Municipalities	3,409	39.1%	1,333
<b>Total for Entity</b>	<b>\$3,409</b>		<b>\$1,333</b>
<b>City of Manchester</b>			
League of Minnesota Cities	408	10.6%	43
<b>Total for Entity</b>	<b>\$408</b>		<b>\$43</b>
<b>City of Manhattan Beach</b>			
League of Minnesota Cities	408	10.6%	43
<b>Total for Entity</b>	<b>\$408</b>		<b>\$43</b>
<b>City of Mankato</b>			
Coalition of Greater Minnesota Cities	70,482	58.2%	41,021
Greater Minnesota Parks and Trails	300	68.3%	205
Greater Minnesota Partnership	1,500	60.9%	914
Highway 14 Partnership	8,000	88.3%	7,064
League of Minnesota Cities	28,145	10.6%	2,983
Minnesota Environmental Science and Economic Review Board	14,100	9.6%	1,354
<b>Total for Entity</b>	<b>\$122,527</b>		<b>\$53,541</b>
<b>City of Mantorville</b>			
League of Minnesota Cities	1,458	10.6%	155
<b>Total for Entity</b>	<b>\$1,458</b>		<b>\$155</b>
<b>City of Maple Grove</b>			
Association of Metropolitan Municipalities	13,809	39.1%	5,399
League of Minnesota Cities	33,261	10.6%	3,526
Municipal Legislative Commission	10,500	91.6%	9,618
North Metro Mayors Association	25,000	70.5%	17,625
<b>Total for Entity</b>	<b>\$82,570</b>		<b>\$36,168</b>

**Table 5**  
**2019 Lobbying Expenditures Paid With Association Dues**  
**Listed by Entity**

Name of Entity (County) Association Name	Total Local Government Dues	Proportion of Dues Used for Lobbying	Total Dues Used for Lobbying
<b>City of Maple Lake</b>			
League of Minnesota Cities	2,473	10.6%	262
<b>Total for Entity</b>	<b>\$2,473</b>		<b>\$262</b>
<b>City of Maple Plain</b>			
Association of Metropolitan Municipalities	861	39.1%	337
League of Minnesota Cities	2,150	10.6%	228
<b>Total for Entity</b>	<b>\$3,011</b>		<b>\$565</b>
<b>City of Mapleton</b>			
League of Minnesota Cities	2,011	10.6%	213
<b>Total for Entity</b>	<b>\$2,011</b>		<b>\$213</b>
<b>City of Mapleview</b>			
League of Minnesota Cities	408	10.6%	43
Minnesota Association of Small Cities	200	54.0%	108
<b>Total for Entity</b>	<b>\$608</b>		<b>\$151</b>
<b>City of Maplewood</b>			
Association of Metropolitan Municipalities	11,078	39.1%	4,331
League of Minnesota Cities	26,843	10.6%	2,845
<b>Total for Entity</b>	<b>\$37,921</b>		<b>\$7,176</b>
<b>City of Marble</b>			
League of Minnesota Cities	868	10.6%	92
Minnesota Association of Small Cities	438	54.0%	237
Range Association of Municipalities and Schools	400	72.3%	289
<b>Total for Entity</b>	<b>\$1,706</b>		<b>\$618</b>
<b>City of Marietta</b>			
League of Minnesota Cities	408	10.6%	43
<b>Total for Entity</b>	<b>\$408</b>		<b>\$43</b>
<b>City of Marine on Saint Croix</b>			
Association of Metropolitan Municipalities	365	39.1%	143
League of Minnesota Cities	908	10.6%	96
Minnesota Association of Small Cities	438	54.0%	237
<b>Total for Entity</b>	<b>\$1,711</b>		<b>\$476</b>



**Table 5**  
**2019 Lobbying Expenditures Paid With Association Dues**  
**Listed by Entity**

Name of Entity (County) Association Name	Total Local Government Dues	Proportion of Dues Used for Lobbying	Total Dues Used for Lobbying
<b>City of Marshall</b>			
Coalition of Greater Minnesota Cities	27,679	58.2%	16,109
League of Minnesota Cities	12,760	10.6%	1,353
Minnesota Environmental Science and Economic Review Board	4,241	9.6%	407
<b>Total for Entity</b>	<b>\$44,680</b>		<b>\$17,869</b>
<b>City of Mayer</b>			
League of Minnesota Cities	2,614	10.6%	277
<b>Total for Entity</b>	<b>\$2,614</b>		<b>\$277</b>
<b>City of Maynard</b>			
League of Minnesota Cities	518	10.6%	55
<b>Total for Entity</b>	<b>\$518</b>		<b>\$55</b>
<b>City of Mazeppa</b>			
League of Minnesota Cities	1,085	10.6%	115
Minnesota Association of Small Cities	501	54.0%	271
<b>Total for Entity</b>	<b>\$1,586</b>		<b>\$386</b>
<b>City of McGrath</b>			
League of Minnesota Cities	408	10.6%	43
<b>Total for Entity</b>	<b>\$408</b>		<b>\$43</b>
<b>City of McGregor</b>			
League of Minnesota Cities	552	10.6%	59
Minnesota Association of Small Cities	294	54.0%	159
<b>Total for Entity</b>	<b>\$846</b>		<b>\$218</b>
<b>City of McIntosh</b>			
League of Minnesota Cities	801	10.6%	85
Minnesota Association of Small Cities	401	54.0%	217
<b>Total for Entity</b>	<b>\$1,202</b>		<b>\$302</b>
<b>City of McKinley</b>			
League of Minnesota Cities	408	10.6%	43
Range Association of Municipalities and Schools	250	72.3%	181
<b>Total for Entity</b>	<b>\$658</b>		<b>\$224</b>

**Table 5**  
**2019 Lobbying Expenditures Paid With Association Dues**  
**Listed by Entity**

Name of Entity (County) Association Name	Total Local Government Dues	Proportion of Dues Used for Lobbying	Total Dues Used for Lobbying
<b>City of Meadowlands</b>			
League of Minnesota Cities	408	10.6%	43
<b>Total for Entity</b>	<b>\$408</b>		<b>\$43</b>
<b>City of Medford</b>			
League of Minnesota Cities	1,525	10.6%	162
Minnesota Association of Small Cities	707	54.0%	382
<b>Total for Entity</b>	<b>\$2,232</b>		<b>\$544</b>
<b>City of Medicine Lake</b>			
Association of Metropolitan Municipalities	232	39.1%	91
League of Minnesota Cities	560	10.6%	59
<b>Total for Entity</b>	<b>\$792</b>		<b>\$150</b>
<b>City of Medina</b>			
League of Minnesota Cities	6,975	10.6%	739
<b>Total for Entity</b>	<b>\$6,975</b>		<b>\$739</b>
<b>City of Meire Grove</b>			
League of Minnesota Cities	408	10.6%	43
<b>Total for Entity</b>	<b>\$408</b>		<b>\$43</b>
<b>City of Melrose</b>			
Coalition of Greater Minnesota Cities	6,376	58.2%	3,711
League of Minnesota Cities	4,090	10.6%	434
Minnesota Association of Small Cities	1,836	54.0%	991
Minnesota Environmental Science and Economic Review Board	1,323	9.6%	127
<b>Total for Entity</b>	<b>\$13,625</b>		<b>\$5,263</b>
<b>City of Menahga</b>			
League of Minnesota Cities	1,586	10.6%	168
<b>Total for Entity</b>	<b>\$1,586</b>		<b>\$168</b>
<b>City of Mendota</b>			
League of Minnesota Cities	408	10.6%	43
<b>Total for Entity</b>	<b>\$408</b>		<b>\$43</b>

**Table 5**  
**2019 Lobbying Expenditures Paid With Association Dues**  
**Listed by Entity**

Name of Entity (County) Association Name	Total Local Government Dues	Proportion of Dues Used for Lobbying	Total Dues Used for Lobbying
<b>City of Mendota Heights</b>			
Association of Metropolitan Municipalities	4,530	39.1%	1,771
League of Minnesota Cities	10,970	10.6%	1,163
<b>Total for Entity</b>	<b>\$15,500</b>		<b>\$2,934</b>
<b>City of Mentor</b>			
League of Minnesota Cities	408	10.6%	43
<b>Total for Entity</b>	<b>\$408</b>		<b>\$43</b>
<b>City of Middle River</b>			
League of Minnesota Cities	475	10.6%	50
Minnesota Association of Small Cities	257	54.0%	139
<b>Total for Entity</b>	<b>\$732</b>		<b>\$189</b>
<b>City of Milaca</b>			
Greater Minnesota Parks and Trails	150	68.3%	102
League of Minnesota Cities	3,260	10.6%	346
<b>Total for Entity</b>	<b>\$3,410</b>		<b>\$448</b>
<b>City of Milan</b>			
League of Minnesota Cities	518	10.6%	55
Minnesota Association of Small Cities	282	54.0%	152
<b>Total for Entity</b>	<b>\$800</b>		<b>\$207</b>
<b>City of Millerville</b>			
League of Minnesota Cities	804	10.6%	85
<b>Total for Entity</b>	<b>\$804</b>		<b>\$85</b>
<b>City of Millville</b>			
League of Minnesota Cities	408	10.6%	43
<b>Total for Entity</b>	<b>\$408</b>		<b>\$43</b>
<b>City of Milroy</b>			
League of Minnesota Cities	408	10.6%	43
Minnesota Association of Small Cities	233	54.0%	126
<b>Total for Entity</b>	<b>\$641</b>		<b>\$169</b>

**Table 5**  
**2019 Lobbying Expenditures Paid With Association Dues**  
**Listed by Entity**

Name of Entity (County) Association Name	Total Local Government Dues	Proportion of Dues Used for Lobbying	Total Dues Used for Lobbying
<b>City of Miltona</b>			
League of Minnesota Cities	608	10.6%	64
<b>Total for Entity</b>	<b>\$608</b>		<b>\$64</b>
<b>City of Minneapolis</b>			
Association of Metropolitan Municipalities	30,006	39.1%	11,732
League of Minnesota Cities	70,312	10.6%	7,453
<b>Total for Entity</b>	<b>\$100,318</b>		<b>\$19,185</b>
<b>City of Minneiska</b>			
League of Minnesota Cities	408	10.6%	43
<b>Total for Entity</b>	<b>\$408</b>		<b>\$43</b>
<b>City of Minneota</b>			
League of Minnesota Cities	1,630	10.6%	173
<b>Total for Entity</b>	<b>\$1,630</b>		<b>\$173</b>
<b>City of Minnesota City</b>			
League of Minnesota Cities	408	10.6%	43
<b>Total for Entity</b>	<b>\$408</b>		<b>\$43</b>
<b>City of Minnesota Lake</b>			
League of Minnesota Cities	855	10.6%	91
Minnesota Association of Small Cities	425	54.0%	230
<b>Total for Entity</b>	<b>\$1,280</b>		<b>\$321</b>
<b>City of Minnetonka</b>			
Association of Metropolitan Municipalities	13,075	39.1%	5,112
League of Minnesota Cities	31,557	10.6%	3,345
Municipal Legislative Commission	10,500	91.6%	9,618
<b>Total for Entity</b>	<b>\$55,132</b>		<b>\$18,075</b>
<b>City of Minnetonka Beach</b>			
Association of Metropolitan Municipalities	297	39.1%	116
League of Minnesota Cities	746	10.6%	79
Minnesota Association of Small Cities	370	54.0%	200
<b>Total for Entity</b>	<b>\$1,413</b>		<b>\$395</b>

**Table 5**  
**2019 Lobbying Expenditures Paid With Association Dues**  
**Listed by Entity**

Name of Entity (County) Association Name	Total Local Government Dues	Proportion of Dues Used for Lobbying	Total Dues Used for Lobbying
<b>City of Minnetrista</b>			
Association of Metropolitan Municipalities	3,119	39.1%	1,220
League of Minnesota Cities	7,896	10.6%	837
<b>Total for Entity</b>	<b>\$11,015</b>		<b>\$2,057</b>
<b>City of Montevideo</b>			
League of Minnesota Cities	5,779	10.6%	613
<b>Total for Entity</b>	<b>\$5,779</b>		<b>\$613</b>
<b>City of Montgomery</b>			
League of Minnesota Cities	3,458	10.6%	367
Minnesota Association of Small Cities	1,537	54.0%	830
Minnesota Environmental Science and Economic Review Board	1,215	9.6%	117
<b>Total for Entity</b>	<b>\$6,210</b>		<b>\$1,314</b>
<b>City of Monticello</b>			
Coalition of Utility Cities	30,439	100.0%	30,439
Greater Minnesota Parks and Trails	225	68.3%	154
League of Minnesota Cities	12,760	10.6%	1,353
<b>Total for Entity</b>	<b>\$43,424</b>		<b>\$31,946</b>
<b>City of Montrose</b>			
League of Minnesota Cities	3,639	10.6%	386
<b>Total for Entity</b>	<b>\$3,639</b>		<b>\$386</b>
<b>City of Moorhead</b>			
Coalition of Greater Minnesota Cities	66,625	58.2%	38,776
Greater Minnesota Parks and Trails	300	68.3%	205
League of Minnesota Cities	28,123	10.6%	2,981
Minnesota Environmental Science and Economic Review Board	14,100	9.6%	1,354
<b>Total for Entity</b>	<b>\$109,148</b>		<b>\$43,316</b>
<b>City of Moose Lake</b>			
League of Minnesota Cities	3,151	10.6%	334
<b>Total for Entity</b>	<b>\$3,151</b>		<b>\$334</b>

**Table 5**  
**2019 Lobbying Expenditures Paid With Association Dues**  
**Listed by Entity**

Name of Entity (County) Association Name	Total Local Government Dues	Proportion of Dues Used for Lobbying	Total Dues Used for Lobbying
<b>City of Mora</b>			
League of Minnesota Cities	4,017	10.6%	426
<b>Total for Entity</b>	<b>\$4,017</b>		<b>\$426</b>
<b>City of Morgan</b>			
League of Minnesota Cities	1,073	10.6%	114
<b>Total for Entity</b>	<b>\$1,073</b>		<b>\$114</b>
<b>City of Morris</b>			
Coalition of Greater Minnesota Cities	9,382	58.2%	5,460
<b>Total for Entity</b>	<b>\$9,382</b>		<b>\$5,460</b>
<b>City of Morristown</b>			
League of Minnesota Cities	1,214	10.6%	129
Minnesota Association of Small Cities	568	54.0%	307
<b>Total for Entity</b>	<b>\$1,782</b>		<b>\$436</b>
<b>City of Morton</b>			
Minnesota Association of Small Cities	297	54.0%	160
<b>Total for Entity</b>	<b>\$297</b>		<b>\$160</b>
<b>City of Motley</b>			
League of Minnesota Cities	852	10.6%	90
<b>Total for Entity</b>	<b>\$852</b>		<b>\$90</b>
<b>City of Mound</b>			
League of Minnesota Cities	9,353	10.6%	991
<b>Total for Entity</b>	<b>\$9,353</b>		<b>\$991</b>
<b>City of Mounds View</b>			
Association of Metropolitan Municipalities	5,115	39.1%	2,000
League of Minnesota Cities	12,420	10.6%	1,317
North Metro Mayors Association	5,686	70.5%	4,009
<b>Total for Entity</b>	<b>\$23,221</b>		<b>\$7,326</b>

**Table 5**  
**2019 Lobbying Expenditures Paid With Association Dues**  
**Listed by Entity**

Name of Entity (County) Association Name	Total Local Government Dues	Proportion of Dues Used for Lobbying	Total Dues Used for Lobbying
<b>City of Mountain Iron</b>			
Coalition of Greater Minnesota Cities	5,336	58.2%	3,106
Greater Minnesota Parks and Trails	150	68.3%	102
Greater Minnesota Partnership	500	60.9%	304
League of Minnesota Cities	3,258	10.6%	345
Minnesota Association of Small Cities	1,499	54.0%	809
Range Association of Municipalities and Schools	700	72.3%	506
<b>Total for Entity</b>	<b>\$11,443</b>		<b>\$5,172</b>
<b>City of Mountain Lake</b>			
Coalition of Greater Minnesota Cities	2,165	58.2%	1,260
League of Minnesota Cities	2,412	10.6%	256
<b>Total for Entity</b>	<b>\$4,577</b>		<b>\$1,516</b>
<b>City of Murdock</b>			
League of Minnesota Cities	432	10.6%	46
Minnesota Association of Small Cities	240	54.0%	130
<b>Total for Entity</b>	<b>\$672</b>		<b>\$176</b>
<b>City of Myrtle</b>			
League of Minnesota Cities	408	10.6%	43
Minnesota Association of Small Cities	139	54.0%	75
<b>Total for Entity</b>	<b>\$547</b>		<b>\$118</b>
<b>City of Nashua</b>			
League of Minnesota Cities	804	10.6%	85
<b>Total for Entity</b>	<b>\$804</b>		<b>\$85</b>
<b>City of Nashwauk</b>			
League of Minnesota Cities	1,178	10.6%	125
Minnesota Association of Small Cities	567	54.0%	306
Range Association of Municipalities and Schools	700	72.3%	506
<b>Total for Entity</b>	<b>\$2,445</b>		<b>\$937</b>

**Table 5**  
**2019 Lobbying Expenditures Paid With Association Dues**  
**Listed by Entity**

Name of Entity (County) Association Name	Total Local Government Dues	Proportion of Dues Used for Lobbying	Total Dues Used for Lobbying
<b>City of Nassau</b>			
League of Minnesota Cities	408	10.6%	43
Minnesota Association of Small Cities	152	54.0%	82
<b>Total for Entity</b>	<b>\$560</b>		<b>\$125</b>
<b>City of Nelson</b>			
League of Minnesota Cities	408	10.6%	43
<b>Total for Entity</b>	<b>\$408</b>		<b>\$43</b>
<b>City of Nerstrand</b>			
League of Minnesota Cities	475	10.6%	50
<b>Total for Entity</b>	<b>\$475</b>		<b>\$50</b>
<b>City of Nevis</b>			
League of Minnesota Cities	590	10.6%	63
Minnesota Association of Small Cities	300	54.0%	162
<b>Total for Entity</b>	<b>\$890</b>		<b>\$225</b>
<b>City of New Auburn</b>			
League of Minnesota Cities	622	10.6%	66
Minnesota Association of Small Cities	323	54.0%	174
<b>Total for Entity</b>	<b>\$945</b>		<b>\$240</b>
<b>City of New Brighton</b>			
Association of Metropolitan Municipalities	7,742	39.1%	3,027
League of Minnesota Cities	18,837	10.6%	1,997
North Metro Mayors Association	10,339	70.5%	7,289
<b>Total for Entity</b>	<b>\$36,918</b>		<b>\$12,313</b>
<b>City of New Germany</b>			
League of Minnesota Cities	632	10.6%	67
Minnesota Association of Small Cities	293	54.0%	158
<b>Total for Entity</b>	<b>\$925</b>		<b>\$225</b>



**Table 5**  
**2019 Lobbying Expenditures Paid With Association Dues**  
**Listed by Entity**

Name of Entity (County) Association Name	Total Local Government Dues	Proportion of Dues Used for Lobbying	Total Dues Used for Lobbying
<b>City of New Hope</b>			
Association of Metropolitan Municipalities	7,549	39.1%	2,952
League of Minnesota Cities	18,233	10.6%	1,933
North Metro Mayors Association	9,857	70.5%	6,949
<b>Total for Entity</b>	<b>\$35,639</b>		<b>\$11,834</b>
<b>City of New London</b>			
League of Minnesota Cities	1,639	10.6%	174
<b>Total for Entity</b>	<b>\$1,639</b>		<b>\$174</b>
<b>City of New Munich</b>			
League of Minnesota Cities	487	10.6%	52
Minnesota Association of Small Cities	265	54.0%	143
<b>Total for Entity</b>	<b>\$752</b>		<b>\$195</b>
<b>City of New Prague</b>			
League of Minnesota Cities	7,694	10.6%	816
Minnesota Environmental Science and Economic Review Board	2,555	9.6%	245
<b>Total for Entity</b>	<b>\$10,249</b>		<b>\$1,061</b>
<b>City of New Richland</b>			
League of Minnesota Cities	1,440	10.6%	153
<b>Total for Entity</b>	<b>\$1,440</b>		<b>\$153</b>
<b>City of New Trier</b>			
League of Minnesota Cities	408	10.6%	43
Minnesota Association of Small Cities	173	54.0%	93
<b>Total for Entity</b>	<b>\$581</b>		<b>\$136</b>
<b>City of New Ulm</b>			
Coalition of Greater Minnesota Cities	27,186	58.2%	15,822
Greater Minnesota Parks and Trails	225	68.3%	154
Greater Minnesota Partnership	1,500	60.9%	914
Highway 14 Partnership	2,500	88.3%	2,208
League of Minnesota Cities	12,657	10.6%	1,342
Minnesota Environmental Science and Economic Review Board	4,766	9.6%	458
<b>Total for Entity</b>	<b>\$48,834</b>		<b>\$20,898</b>

**Table 5**  
**2019 Lobbying Expenditures Paid With Association Dues**  
**Listed by Entity**

Name of Entity (County) Association Name	Total Local Government Dues	Proportion of Dues Used for Lobbying	Total Dues Used for Lobbying
<b>City of New York Mills</b>			
League of Minnesota Cities	1,462	10.6%	155
Minnesota Association of Small Cities	704	54.0%	380
<b>Total for Entity</b>	<b>\$2,166</b>		<b>\$535</b>
<b>City of Newfolden</b>			
League of Minnesota Cities	550	10.6%	58
<b>Total for Entity</b>	<b>\$550</b>		<b>\$58</b>
<b>City of Newport</b>			
Association of Metropolitan Municipalities	1,655	39.1%	647
League of Minnesota Cities	4,103	10.6%	435
<b>Total for Entity</b>	<b>\$5,758</b>		<b>\$1,082</b>
<b>City of Nicollet</b>			
Highway 14 Partnership	1,000	88.3%	883
League of Minnesota Cities	1,370	10.6%	145
Minnesota Association of Small Cities	622	54.0%	336
<b>Total for Entity</b>	<b>\$2,992</b>		<b>\$1,364</b>
<b>City of Nielsville</b>			
League of Minnesota Cities	408	10.6%	43
<b>Total for Entity</b>	<b>\$408</b>		<b>\$43</b>
<b>City of Nisswa</b>			
League of Minnesota Cities	2,370	10.6%	251
<b>Total for Entity</b>	<b>\$2,370</b>		<b>\$251</b>
<b>City of Norcross</b>			
League of Minnesota Cities	408	10.6%	43
<b>Total for Entity</b>	<b>\$408</b>		<b>\$43</b>
<b>City of North Branch</b>			
League of Minnesota Cities	10,471	10.6%	1,110
<b>Total for Entity</b>	<b>\$10,471</b>		<b>\$1,110</b>

**Table 5**  
**2019 Lobbying Expenditures Paid With Association Dues**  
**Listed by Entity**

Name of Entity (County) Association Name	Total Local Government Dues	Proportion of Dues Used for Lobbying	Total Dues Used for Lobbying
<b>City of North Mankato</b>			
Coalition of Greater Minnesota Cities	27,706	58.2%	16,125
Greater Minnesota Parks and Trails	225	68.3%	154
Highway 14 Partnership	2,500	88.3%	2,208
League of Minnesota Cities	12,967	10.6%	1,375
<b>Total for Entity</b>	<b>\$43,398</b>		<b>\$19,862</b>
<b>City of North Oaks</b>			
League of Minnesota Cities	5,794	10.6%	614
<b>Total for Entity</b>	<b>\$5,794</b>		<b>\$614</b>
<b>City of North Saint Paul</b>			
Association of Metropolitan Municipalities	4,775	39.1%	1,867
League of Minnesota Cities	11,544	10.6%	1,224
<b>Total for Entity</b>	<b>\$16,319</b>		<b>\$3,091</b>
<b>City of Northfield</b>			
League of Minnesota Cities	17,612	10.6%	1,867
Minnesota Environmental Science and Economic Review Board	4,768	9.6%	458
<b>Total for Entity</b>	<b>\$22,380</b>		<b>\$2,325</b>
<b>City of Northome</b>			
League of Minnesota Cities	408	10.6%	43
<b>Total for Entity</b>	<b>\$408</b>		<b>\$43</b>
<b>City of Northrop</b>			
League of Minnesota Cities	408	10.6%	43
Minnesota Association of Small Cities	217	54.0%	117
<b>Total for Entity</b>	<b>\$625</b>		<b>\$160</b>
<b>City of Norwood Young America</b>			
League of Minnesota Cities	8,400	10.6%	890
<b>Total for Entity</b>	<b>\$8,400</b>		<b>\$890</b>
<b>City of Nowthen</b>			
League of Minnesota Cities	5,266	10.6%	558
<b>Total for Entity</b>	<b>\$5,266</b>		<b>\$558</b>

**Table 5**  
**2019 Lobbying Expenditures Paid With Association Dues**  
**Listed by Entity**

Name of Entity (County) Association Name	Total Local Government Dues	Proportion of Dues Used for Lobbying	Total Dues Used for Lobbying
<b>City of Oak Grove</b>			
League of Minnesota Cities	17,201	10.6%	1,823
<b>Total for Entity</b>	<b>\$17,201</b>		<b>\$1,823</b>
<b>City of Oak Park Heights</b>			
Association of Metropolitan Municipalities	2,170	39.1%	848
Coalition of Utility Cities	10,281	100.0%	10,281
League of Minnesota Cities	5,313	10.6%	563
Minnesota Association of Small Cities	2,390	54.0%	1,291
<b>Total for Entity</b>	<b>\$20,154</b>		<b>\$12,983</b>
<b>City of Oakdale</b>			
Association of Metropolitan Municipalities	8,749	39.1%	3,421
League of Minnesota Cities	21,202	10.6%	2,247
<b>Total for Entity</b>	<b>\$29,951</b>		<b>\$5,668</b>
<b>City of Odessa</b>			
League of Minnesota Cities	408	10.6%	43
<b>Total for Entity</b>	<b>\$408</b>		<b>\$43</b>
<b>City of Odin</b>			
Minnesota Association of Small Cities	167	54.0%	90
<b>Total for Entity</b>	<b>\$167</b>		<b>\$90</b>
<b>City of Ogema</b>			
League of Minnesota Cities	408	10.6%	43
<b>Total for Entity</b>	<b>\$408</b>		<b>\$43</b>
<b>City of Ogilvie</b>			
League of Minnesota Cities	528	10.6%	56
Minnesota Association of Small Cities	282	54.0%	152
<b>Total for Entity</b>	<b>\$810</b>		<b>\$208</b>
<b>City of Okabena</b>			
League of Minnesota Cities	408	10.6%	43
Minnesota Association of Small Cities	204	54.0%	110
<b>Total for Entity</b>	<b>\$612</b>		<b>\$153</b>

**Table 5**  
**2019 Lobbying Expenditures Paid With Association Dues**  
**Listed by Entity**

Name of Entity (County) Association Name	Total Local Government Dues	Proportion of Dues Used for Lobbying	Total Dues Used for Lobbying
<b>City of Oklee</b>			
League of Minnesota Cities	603	10.6%	64
<b>Total for Entity</b>	<b>\$603</b>		<b>\$64</b>
<b>City of Olivia</b>			
Coalition of Greater Minnesota Cities	4,733	58.2%	2,755
Greater Minnesota Parks and Trails	150	68.3%	102
League of Minnesota Cities	2,769	10.6%	294
Minnesota Association of Small Cities	1,303	54.0%	704
Minnesota Environmental Science and Economic Review Board	970	9.6%	93
<b>Total for Entity</b>	<b>\$9,925</b>		<b>\$3,948</b>
<b>City of Onamia</b>			
League of Minnesota Cities	1,068	10.6%	113
Minnesota Association of Small Cities	513	54.0%	277
<b>Total for Entity</b>	<b>\$1,581</b>		<b>\$390</b>
<b>City of Orono</b>			
Association of Metropolitan Municipalities	3,284	39.1%	1,284
League of Minnesota Cities	8,257	10.6%	875
<b>Total for Entity</b>	<b>\$11,541</b>		<b>\$2,159</b>
<b>City of Oronoco</b>			
Greater Minnesota Parks and Trails	150	68.3%	102
League of Minnesota Cities	1,761	10.6%	187
<b>Total for Entity</b>	<b>\$1,911</b>		<b>\$289</b>
<b>City of Orr</b>			
League of Minnesota Cities	453	10.6%	48
Minnesota Association of Small Cities	243	54.0%	131
<b>Total for Entity</b>	<b>\$696</b>		<b>\$179</b>
<b>City of Ortonville</b>			
Coalition of Greater Minnesota Cities	3,949	58.2%	2,298
League of Minnesota Cities	2,098	10.6%	222
Minnesota Association of Small Cities	992	54.0%	536
<b>Total for Entity</b>	<b>\$7,039</b>		<b>\$3,056</b>

**Table 5**  
**2019 Lobbying Expenditures Paid With Association Dues**  
**Listed by Entity**

Name of Entity (County) Association Name	Total Local Government Dues	Proportion of Dues Used for Lobbying	Total Dues Used for Lobbying
<b>City of Osakis</b>			
Coalition of Greater Minnesota Cities	3,828	58.2%	2,228
League of Minnesota Cities	2,063	10.6%	219
<b>Total for Entity</b>	<b>\$5,891</b>		<b>\$2,447</b>
<b>City of Oslo</b>			
League of Minnesota Cities	467	10.6%	50
<b>Total for Entity</b>	<b>\$467</b>		<b>\$50</b>
<b>City of Osseo</b>			
Association of Metropolitan Municipalities	1,276	39.1%	499
League of Minnesota Cities	3,081	10.6%	327
<b>Total for Entity</b>	<b>\$4,357</b>		<b>\$826</b>
<b>City of Ostrander</b>			
League of Minnesota Cities	411	10.6%	44
<b>Total for Entity</b>	<b>\$411</b>		<b>\$44</b>
<b>City of Otsego</b>			
League of Minnesota Cities	15,412	10.6%	1,634
<b>Total for Entity</b>	<b>\$15,412</b>		<b>\$1,634</b>
<b>City of Ottertail</b>			
League of Minnesota Cities	831	10.6%	88
Minnesota Association of Small Cities	386	54.0%	208
<b>Total for Entity</b>	<b>\$1,217</b>		<b>\$296</b>
<b>City of Owatonna</b>			
Coalition of Greater Minnesota Cities	56,896	58.2%	33,113
Highway 14 Partnership	8,000	88.3%	7,064
League of Minnesota Cities	20,188	10.6%	2,140
Minnesota Environmental Science and Economic Review Board	8,561	9.6%	822
<b>Total for Entity</b>	<b>\$93,645</b>		<b>\$43,139</b>
<b>City of Palisade</b>			
League of Minnesota Cities	408	10.6%	43
Minnesota Association of Small Cities	195	54.0%	105
<b>Total for Entity</b>	<b>\$603</b>		<b>\$148</b>

**Table 5**  
**2019 Lobbying Expenditures Paid With Association Dues**  
**Listed by Entity**

Name of Entity (County) Association Name	Total Local Government Dues	Proportion of Dues Used for Lobbying	Total Dues Used for Lobbying
<b>City of Park Rapids</b>			
Coalition of Greater Minnesota Cities	6,713	58.2%	3,907
Greater Minnesota Parks and Trails	150	68.3%	102
<b>Total for Entity</b>	<b>\$6,863</b>		<b>\$4,009</b>
<b>City of Parkers Prairie</b>			
League of Minnesota Cities	1,245	10.6%	132
<b>Total for Entity</b>	<b>\$1,245</b>		<b>\$132</b>
<b>City of Paynesville</b>			
League of Minnesota Cities	2,849	10.6%	302
Minnesota Association of Small Cities	1,297	54.0%	700
<b>Total for Entity</b>	<b>\$4,146</b>		<b>\$1,002</b>
<b>City of Pelican Rapids</b>			
Coalition of Greater Minnesota Cities	4,849	58.2%	2,822
Greater Minnesota Partnership	500	60.9%	304
League of Minnesota Cities	2,861	10.6%	303
Minnesota Environmental Science and Economic Review Board	697	9.6%	67
<b>Total for Entity</b>	<b>\$8,907</b>		<b>\$3,496</b>
<b>City of Pemberton</b>			
League of Minnesota Cities	408	10.6%	43
<b>Total for Entity</b>	<b>\$408</b>		<b>\$43</b>
<b>City of Pennock</b>			
League of Minnesota Cities	695	10.6%	74
Minnesota Association of Small Cities	352	54.0%	190
<b>Total for Entity</b>	<b>\$1,047</b>		<b>\$264</b>
<b>City of Pequot Lakes</b>			
League of Minnesota Cities	2,669	10.6%	283
<b>Total for Entity</b>	<b>\$2,669</b>		<b>\$283</b>

**Table 5**  
**2019 Lobbying Expenditures Paid With Association Dues**  
**Listed by Entity**

Name of Entity (County) Association Name	Total Local Government Dues	Proportion of Dues Used for Lobbying	Total Dues Used for Lobbying
<b>City of Perham</b>			
Coalition of Greater Minnesota Cities	5,873	58.2%	3,418
Greater Minnesota Parks and Trails	150	68.3%	102
Greater Minnesota Partnership	500	60.9%	304
League of Minnesota Cities	3,791	10.6%	402
Minnesota Association of Small Cities	1,593	54.0%	860
<b>Total for Entity</b>	<b>\$11,907</b>		<b>\$5,086</b>
<b>City of Perley</b>			
Minnesota Association of Small Cities	159	54.0%	86
<b>Total for Entity</b>	<b>\$159</b>		<b>\$86</b>
<b>City of Peterson</b>			
League of Minnesota Cities	408	10.6%	43
<b>Total for Entity</b>	<b>\$408</b>		<b>\$43</b>
<b>City of Pierz</b>			
League of Minnesota Cities	1,637	10.6%	174
<b>Total for Entity</b>	<b>\$1,637</b>		<b>\$174</b>
<b>City of Pillager</b>			
League of Minnesota Cities	669	10.6%	71
Minnesota Association of Small Cities	331	54.0%	179
<b>Total for Entity</b>	<b>\$1,000</b>		<b>\$250</b>
<b>City of Pine City</b>			
League of Minnesota Cities	3,654	10.6%	387
<b>Total for Entity</b>	<b>\$3,654</b>		<b>\$387</b>
<b>City of Pine Island</b>			
League of Minnesota Cities	3,825	10.6%	405
<b>Total for Entity</b>	<b>\$3,825</b>		<b>\$405</b>
<b>City of Pine River</b>			
League of Minnesota Cities	1,159	10.6%	123
<b>Total for Entity</b>	<b>\$1,159</b>		<b>\$123</b>



**Table 5**  
**2019 Lobbying Expenditures Paid With Association Dues**  
**Listed by Entity**

Name of Entity (County) Association Name	Total Local Government Dues	Proportion of Dues Used for Lobbying	Total Dues Used for Lobbying
<b>City of Pine Springs</b>			
League of Minnesota Cities	588	10.6%	62
Minnesota Association of Small Cities	304	54.0%	164
<b>Total for Entity</b>	<b>\$892</b>		<b>\$226</b>
<b>City of Pipestone</b>			
Coalition of Greater Minnesota Cities	6,958	58.2%	4,050
Greater Minnesota Partnership	500	60.9%	304
League of Minnesota Cities	4,612	10.6%	489
<b>Total for Entity</b>	<b>\$12,070</b>		<b>\$4,843</b>
<b>City of Plainview</b>			
League of Minnesota Cities	3,790	10.6%	402
<b>Total for Entity</b>	<b>\$3,790</b>		<b>\$402</b>
<b>City of Plato</b>			
League of Minnesota Cities	467	10.6%	50
<b>Total for Entity</b>	<b>\$467</b>		<b>\$50</b>
<b>City of Plummer</b>			
League of Minnesota Cities	463	10.6%	49
Minnesota Association of Small Cities	254	54.0%	137
<b>Total for Entity</b>	<b>\$717</b>		<b>\$186</b>
<b>City of Plymouth</b>			
Association of Metropolitan Municipalities	14,296	39.1%	5,590
League of Minnesota Cities	34,740	10.6%	3,682
Municipal Legislative Commission	10,500	91.6%	9,618
Suburban Transit Association	9,500	99.8%	9,481
<b>Total for Entity</b>	<b>\$69,036</b>		<b>\$28,371</b>
<b>City of Porter</b>			
League of Minnesota Cities	408	10.6%	43
<b>Total for Entity</b>	<b>\$408</b>		<b>\$43</b>
<b>City of Preston</b>			
League of Minnesota Cities	1,573	10.6%	167
<b>Total for Entity</b>	<b>\$1,573</b>		<b>\$167</b>

**Table 5**  
**2019 Lobbying Expenditures Paid With Association Dues**  
**Listed by Entity**

Name of Entity (County) Association Name	Total Local Government Dues	Proportion of Dues Used for Lobbying	Total Dues Used for Lobbying
<b>City of Princeton</b>			
Coalition of Greater Minnesota Cities	7,779	58.2%	4,527
Greater Minnesota Parks and Trails	150	68.3%	102
League of Minnesota Cities	5,263	10.6%	558
<b>Total for Entity</b>	<b>\$13,192</b>		<b>\$5,187</b>
<b>City of Prinsburg</b>			
League of Minnesota Cities	682	10.6%	72
Minnesota Association of Small Cities	342	54.0%	185
<b>Total for Entity</b>	<b>\$1,024</b>		<b>\$257</b>
<b>City of Prior Lake</b>			
Association of Metropolitan Municipalities	8,291	39.1%	3,242
League of Minnesota Cities	19,444	10.6%	2,061
<b>Total for Entity</b>	<b>\$27,735</b>		<b>\$5,303</b>
<b>City of Proctor</b>			
League of Minnesota Cities	3,449	10.6%	366
<b>Total for Entity</b>	<b>\$3,449</b>		<b>\$366</b>
<b>City of Quamba</b>			
League of Minnesota Cities	408	10.6%	43
<b>Total for Entity</b>	<b>\$408</b>		<b>\$43</b>
<b>City of Racine</b>			
League of Minnesota Cities	622	10.6%	66
<b>Total for Entity</b>	<b>\$622</b>		<b>\$66</b>
<b>City of Ramsey</b>			
Association of Metropolitan Municipalities	8,429	39.1%	3,296
League of Minnesota Cities	20,627	10.6%	2,186
North Metro Mayors Association	12,008	70.5%	8,466
<b>Total for Entity</b>	<b>\$41,064</b>		<b>\$13,948</b>
<b>City of Randall</b>			
League of Minnesota Cities	819	10.6%	87
<b>Total for Entity</b>	<b>\$819</b>		<b>\$87</b>

**Table 5**  
**2019 Lobbying Expenditures Paid With Association Dues**  
**Listed by Entity**

Name of Entity (County) Association Name	Total Local Government Dues	Proportion of Dues Used for Lobbying	Total Dues Used for Lobbying
<b>City of Randolph</b>			
League of Minnesota Cities	648	10.6%	69
<b>Total for Entity</b>	<b>\$648</b>		<b>\$69</b>
<b>City of Ranier</b>			
League of Minnesota Cities	774	10.6%	82
Minnesota Association of Small Cities	393	54.0%	212
<b>Total for Entity</b>	<b>\$1,167</b>		<b>\$294</b>
<b>City of Raymond</b>			
League of Minnesota Cities	962	10.6%	102
Minnesota Association of Small Cities	464	54.0%	251
<b>Total for Entity</b>	<b>\$1,426</b>		<b>\$353</b>
<b>City of Red Lake Falls</b>			
Coalition of Greater Minnesota Cities	1,677	58.2%	976
League of Minnesota Cities	1,629	10.6%	173
Minnesota Association of Small Cities	792	54.0%	428
<b>Total for Entity</b>	<b>\$4,098</b>		<b>\$1,577</b>
<b>City of Red Wing</b>			
Coalition of Greater Minnesota Cities	32,889	58.2%	19,141
Coalition of Utility Cities	26,650	100.0%	26,650
Greater Minnesota Parks and Trails	225	68.3%	154
League of Minnesota Cities	14,812	10.6%	1,570
Minnesota Environmental Science and Economic Review Board	5,580	9.6%	536
<b>Total for Entity</b>	<b>\$80,156</b>		<b>\$48,051</b>
<b>City of Redwood Falls</b>			
Coalition of Greater Minnesota Cities	9,048	58.2%	5,266
Greater Minnesota Parks and Trails	300	68.3%	205
League of Minnesota Cities	5,734	10.6%	608
Minnesota Environmental Science and Economic Review Board	1,986	9.6%	191
<b>Total for Entity</b>	<b>\$17,068</b>		<b>\$6,270</b>

**Table 5**  
**2019 Lobbying Expenditures Paid With Association Dues**  
**Listed by Entity**

Name of Entity (County) Association Name	Total Local Government Dues	Proportion of Dues Used for Lobbying	Total Dues Used for Lobbying
<b>City of Remer</b>			
League of Minnesota Cities	577	10.6%	61
<b>Total for Entity</b>	<b>\$577</b>		<b>\$61</b>
<b>City of Renville</b>			
Coalition of Greater Minnesota Cities	3,107	58.2%	1,808
League of Minnesota Cities	1,463	10.6%	155
Minnesota Environmental Science and Economic Review Board	515	9.6%	49
<b>Total for Entity</b>	<b>\$5,085</b>		<b>\$2,012</b>
<b>City of Revere</b>			
League of Minnesota Cities	408	10.6%	43
<b>Total for Entity</b>	<b>\$408</b>		<b>\$43</b>
<b>City of Rice</b>			
League of Minnesota Cities	1,597	10.6%	169
Minnesota Association of Small Cities	706	54.0%	381
<b>Total for Entity</b>	<b>\$2,303</b>		<b>\$550</b>
<b>City of Rice Lake</b>			
Coalition of Greater Minnesota Cities	3,474	58.2%	2,022
League of Minnesota Cities	4,561	10.6%	483
<b>Total for Entity</b>	<b>\$8,035</b>		<b>\$2,505</b>
<b>City of Richfield</b>			
Association of Metropolitan Municipalities	10,339	39.1%	4,043
<b>Total for Entity</b>	<b>\$10,339</b>		<b>\$4,043</b>
<b>City of Richmond</b>			
League of Minnesota Cities	1,734	10.6%	184
Minnesota Association of Small Cities	794	54.0%	429
<b>Total for Entity</b>	<b>\$2,528</b>		<b>\$613</b>
<b>City of Richville</b>			
Minnesota Association of Small Cities	162	54.0%	87
<b>Total for Entity</b>	<b>\$162</b>		<b>\$87</b>

**Table 5**  
**2019 Lobbying Expenditures Paid With Association Dues**  
**Listed by Entity**

Name of Entity (County) Association Name	Total Local Government Dues	Proportion of Dues Used for Lobbying	Total Dues Used for Lobbying
<b>City of Riverton</b>			
League of Minnesota Cities	408	10.6%	43
<b>Total for Entity</b>	<b>\$408</b>		<b>\$43</b>
<b>City of Robbinsdale</b>			
Association of Metropolitan Municipalities	5,596	39.1%	2,188
League of Minnesota Cities	13,504	10.6%	1,431
<b>Total for Entity</b>	<b>\$19,100</b>		<b>\$3,619</b>
<b>City of Rochester</b>			
Coalition of Greater Minnesota Cities	99,257	58.2%	57,768
Greater Minnesota Parks and Trails	450	68.3%	307
Highway 14 Partnership	8,000	88.3%	7,064
League of Minnesota Cities	38,424	10.6%	4,073
Minnesota Environmental Science and Economic Review Board	14,100	9.6%	1,354
<b>Total for Entity</b>	<b>\$160,231</b>		<b>\$70,566</b>
<b>City of Rock Creek</b>			
League of Minnesota Cities	1,902	10.6%	202
<b>Total for Entity</b>	<b>\$1,902</b>		<b>\$202</b>
<b>City of Rockford</b>			
League of Minnesota Cities	4,870	10.6%	516
<b>Total for Entity</b>	<b>\$4,870</b>		<b>\$516</b>
<b>City of Rockville</b>			
League of Minnesota Cities	2,910	10.6%	308
<b>Total for Entity</b>	<b>\$2,910</b>		<b>\$308</b>
<b>City of Rogers</b>			
Association of Metropolitan Municipalities	4,921	39.1%	1,924
League of Minnesota Cities	12,167	10.6%	1,290
<b>Total for Entity</b>	<b>\$17,088</b>		<b>\$3,214</b>
<b>City of Rollingstone</b>			
League of Minnesota Cities	845	10.6%	90
<b>Total for Entity</b>	<b>\$845</b>		<b>\$90</b>

**Table 5**  
**2019 Lobbying Expenditures Paid With Association Dues**  
**Listed by Entity**

Name of Entity (County) Association Name	Total Local Government Dues	Proportion of Dues Used for Lobbying	Total Dues Used for Lobbying
<b>City of Rose Creek</b>			
League of Minnesota Cities	571	10.6%	61
<b>Total for Entity</b>	<b>\$571</b>		<b>\$61</b>
<b>City of Roseau</b>			
Coalition of Greater Minnesota Cities	5,206	58.2%	3,030
League of Minnesota Cities	3,131	10.6%	332
Minnesota Environmental Science and Economic Review Board	935	9.6%	90
<b>Total for Entity</b>	<b>\$9,272</b>		<b>\$3,452</b>
<b>City of Rosemount</b>			
Association of Metropolitan Municipalities	7,919	39.1%	3,096
League of Minnesota Cities	19,394	10.6%	2,056
<b>Total for Entity</b>	<b>\$27,313</b>		<b>\$5,152</b>
<b>City of Roseville</b>			
Association of Metropolitan Municipalities	10,244	39.1%	4,005
League of Minnesota Cities	24,823	10.6%	2,631
<b>Total for Entity</b>	<b>\$35,067</b>		<b>\$6,636</b>
<b>City of Rothsay</b>			
League of Minnesota Cities	663	10.6%	70
Minnesota Association of Small Cities	343	54.0%	185
<b>Total for Entity</b>	<b>\$1,006</b>		<b>\$255</b>
<b>City of Round Lake</b>			
League of Minnesota Cities	546	10.6%	58
Minnesota Association of Small Cities	290	54.0%	157
<b>Total for Entity</b>	<b>\$836</b>		<b>\$215</b>
<b>City of Royalton</b>			
League of Minnesota Cities	1,487	10.6%	158
Minnesota Association of Small Cities	675	54.0%	364
<b>Total for Entity</b>	<b>\$2,162</b>		<b>\$522</b>

**Table 5**  
**2019 Lobbying Expenditures Paid With Association Dues**  
**Listed by Entity**

Name of Entity (County) Association Name	Total Local Government Dues	Proportion of Dues Used for Lobbying	Total Dues Used for Lobbying
<b>City of Rush City</b>			
League of Minnesota Cities	3,474	10.6%	368
Minnesota Association of Small Cities	1,568	54.0%	847
<b>Total for Entity</b>	<b>\$5,042</b>		<b>\$1,215</b>
<b>City of Rushford</b>			
Coalition of Greater Minnesota Cities	3,843	58.2%	2,237
League of Minnesota Cities	2,048	10.6%	217
<b>Total for Entity</b>	<b>\$5,891</b>		<b>\$2,454</b>
<b>City of Rushford Village</b>			
League of Minnesota Cities	1,048	10.6%	111
<b>Total for Entity</b>	<b>\$1,048</b>		<b>\$111</b>
<b>City of Rushmore</b>			
League of Minnesota Cities	506	10.6%	54
<b>Total for Entity</b>	<b>\$506</b>		<b>\$54</b>
<b>City of Russell</b>			
League of Minnesota Cities	496	10.6%	53
<b>Total for Entity</b>	<b>\$496</b>		<b>\$53</b>
<b>City of Ruthton</b>			
League of Minnesota Cities	408	10.6%	43
Minnesota Association of Small Cities	223	54.0%	120
<b>Total for Entity</b>	<b>\$631</b>		<b>\$163</b>
<b>City of Rutledge</b>			
League of Minnesota Cities	804	10.6%	85
<b>Total for Entity</b>	<b>\$804</b>		<b>\$85</b>
<b>City of Sabin</b>			
League of Minnesota Cities	739	10.6%	78
Minnesota Association of Small Cities	368	54.0%	199
<b>Total for Entity</b>	<b>\$1,107</b>		<b>\$277</b>

**Table 5**  
**2019 Lobbying Expenditures Paid With Association Dues**  
**Listed by Entity**

Name of Entity (County) Association Name	Total Local Government Dues	Proportion of Dues Used for Lobbying	Total Dues Used for Lobbying
<b>City of Sacred Heart</b>			
League of Minnesota Cities	685	10.6%	73
Minnesota Association of Small Cities	359	54.0%	194
<b>Total for Entity</b>	<b>\$1,044</b>		<b>\$267</b>
<b>City of Saint Anthony</b>			
Association of Metropolitan Municipalities	3,850	39.1%	1,505
League of Minnesota Cities	9,107	10.6%	965
<b>Total for Entity</b>	<b>\$12,957</b>		<b>\$2,470</b>
<b>City of Saint Anthony [Stearns]</b>			
League of Minnesota Cities	408	10.6%	43
<b>Total for Entity</b>	<b>\$408</b>		<b>\$43</b>
<b>City of Saint Augusta</b>			
League of Minnesota Cities	3,979	10.6%	422
Minnesota Association of Small Cities	1,721	54.0%	929
<b>Total for Entity</b>	<b>\$5,700</b>		<b>\$1,351</b>
<b>City of Saint Bonifacius</b>			
League of Minnesota Cities	2,649	10.6%	281
<b>Total for Entity</b>	<b>\$2,649</b>		<b>\$281</b>
<b>City of Saint Charles</b>			
Coalition of Greater Minnesota Cities	6,476	58.2%	3,769
Greater Minnesota Parks and Trails	150	68.3%	102
League of Minnesota Cities	4,276	10.6%	453
Minnesota Association of Small Cities	1,875	54.0%	1,012
<b>Total for Entity</b>	<b>\$12,777</b>		<b>\$5,336</b>
<b>City of Saint Clair</b>			
League of Minnesota Cities	1,038	10.6%	110
<b>Total for Entity</b>	<b>\$1,038</b>		<b>\$110</b>
<b>City of Saint Cloud</b>			
Greater Minnesota Parks and Trails	450	68.3%	307
League of Minnesota Cities	33,429	10.6%	3,543
<b>Total for Entity</b>	<b>\$33,879</b>		<b>\$3,850</b>



**Table 5**  
**2019 Lobbying Expenditures Paid With Association Dues**  
**Listed by Entity**

Name of Entity (County) Association Name	Total Local Government Dues	Proportion of Dues Used for Lobbying	Total Dues Used for Lobbying
<b>City of Saint Francis</b>			
Association of Metropolitan Municipalities	3,178	39.1%	1,243
League of Minnesota Cities	8,055	10.6%	854
Minnesota Environmental Science and Economic Review Board	1,457	9.6%	140
<b>Total for Entity</b>	<b>\$12,690</b>		<b>\$2,237</b>
<b>City of Saint Hilaire</b>			
League of Minnesota Cities	433	10.6%	46
Minnesota Association of Small Cities	248	54.0%	134
<b>Total for Entity</b>	<b>\$681</b>		<b>\$180</b>
<b>City of Saint James</b>			
Coalition of Greater Minnesota Cities	7,531	58.2%	4,383
League of Minnesota Cities	5,037	10.6%	534
<b>Total for Entity</b>	<b>\$12,568</b>		<b>\$4,917</b>
<b>City of Saint Joseph</b>			
Coalition of Greater Minnesota Cities	10,924	58.2%	6,358
League of Minnesota Cities	7,567	10.6%	802
<b>Total for Entity</b>	<b>\$18,491</b>		<b>\$7,160</b>
<b>City of Saint Leo</b>			
League of Minnesota Cities	408	10.6%	43
Minnesota Association of Small Cities	163	54.0%	88
<b>Total for Entity</b>	<b>\$571</b>		<b>\$131</b>
<b>City of Saint Louis Park</b>			
Association of Metropolitan Municipalities	12,722	39.1%	4,974
League of Minnesota Cities	30,575	10.6%	3,241
<b>Total for Entity</b>	<b>\$43,297</b>		<b>\$8,215</b>
<b>City of Saint Martin</b>			
League of Minnesota Cities	509	10.6%	54
<b>Total for Entity</b>	<b>\$509</b>		<b>\$54</b>
<b>City of Saint Mary's Point</b>			
League of Minnesota Cities	538	10.6%	57
<b>Total for Entity</b>	<b>\$538</b>		<b>\$57</b>

**Table 5**  
**2019 Lobbying Expenditures Paid With Association Dues**  
**Listed by Entity**

Name of Entity (County) Association Name	Total Local Government Dues	Proportion of Dues Used for Lobbying	Total Dues Used for Lobbying
<b>City of Saint Michael</b>			
Greater Minnesota Parks and Trails	225	68.3%	154
League of Minnesota Cities	15,795	10.6%	1,674
Minnesota Environmental Science and Economic Review Board	5,392	9.6%	518
<b>Total for Entity</b>	<b>\$21,412</b>		<b>\$2,346</b>
<b>City of Saint Paul</b>			
Association of Metropolitan Municipalities	26,497	39.1%	10,360
League of Minnesota Cities	64,309	10.6%	6,817
<b>Total for Entity</b>	<b>\$90,806</b>		<b>\$17,177</b>
<b>City of Saint Paul Park</b>			
Association of Metropolitan Municipalities	2,489	39.1%	973
League of Minnesota Cities	6,038	10.6%	640
<b>Total for Entity</b>	<b>\$8,527</b>		<b>\$1,613</b>
<b>City of Saint Peter</b>			
Coalition of Greater Minnesota Cities	19,324	58.2%	11,247
League of Minnesota Cities	11,400	10.6%	1,208
<b>Total for Entity</b>	<b>\$30,724</b>		<b>\$12,455</b>
<b>City of Saint Rosa</b>			
League of Minnesota Cities	408	10.6%	43
<b>Total for Entity</b>	<b>\$408</b>		<b>\$43</b>
<b>City of Saint Stephen</b>			
League of Minnesota Cities	1,091	10.6%	116
<b>Total for Entity</b>	<b>\$1,091</b>		<b>\$116</b>
<b>City of Sanborn</b>			
League of Minnesota Cities	480	10.6%	51
<b>Total for Entity</b>	<b>\$480</b>		<b>\$51</b>

**Table 5**  
**2019 Lobbying Expenditures Paid With Association Dues**  
**Listed by Entity**

Name of Entity (County) Association Name	Total Local Government Dues	Proportion of Dues Used for Lobbying	Total Dues Used for Lobbying
<b>City of Sandstone</b>			
Coalition of Greater Minnesota Cities	5,022	58.2%	2,923
Greater Minnesota Parks and Trails	150	68.3%	102
Greater Minnesota Partnership	500	60.9%	304
League of Minnesota Cities	3,034	10.6%	322
Minnesota Environmental Science and Economic Review Board	419	9.6%	40
<b>Total for Entity</b>	<b>\$9,125</b>		<b>\$3,691</b>
<b>City of Sargeant</b>			
League of Minnesota Cities	408	10.6%	43
Minnesota Association of Small Cities	146	54.0%	79
<b>Total for Entity</b>	<b>\$554</b>		<b>\$122</b>
<b>City of Sartell</b>			
League of Minnesota Cities	16,484	10.6%	1,747
<b>Total for Entity</b>	<b>\$16,484</b>		<b>\$1,747</b>
<b>City of Sauk Centre</b>			
League of Minnesota Cities	5,047	10.6%	535
Minnesota Environmental Science and Economic Review Board	1,523	9.6%	146
<b>Total for Entity</b>	<b>\$6,570</b>		<b>\$681</b>
<b>City of Sauk Rapids</b>			
Greater Minnesota Parks and Trails	25	68.3%	17
League of Minnesota Cities	12,889	10.6%	1,366
<b>Total for Entity</b>	<b>\$12,914</b>		<b>\$1,383</b>
<b>City of Savage</b>			
Association of Metropolitan Municipalities	9,193	39.1%	3,594
League of Minnesota Cities	22,609	10.6%	2,397
Municipal Legislative Commission	7,678	91.6%	7,033
<b>Total for Entity</b>	<b>\$39,480</b>		<b>\$13,024</b>
<b>City of Scandia</b>			
League of Minnesota Cities	4,589	10.6%	486
<b>Total for Entity</b>	<b>\$4,589</b>		<b>\$486</b>

**Table 5**  
**2019 Lobbying Expenditures Paid With Association Dues**  
**Listed by Entity**

Name of Entity (County) Association Name	Total Local Government Dues	Proportion of Dues Used for Lobbying	Total Dues Used for Lobbying
<b>City of Scanlon</b>			
League of Minnesota Cities	1,210	10.6%	128
Minnesota Association of Small Cities	564	54.0%	305
<b>Total for Entity</b>	<b>\$1,774</b>		<b>\$433</b>
<b>City of Seaforth</b>			
League of Minnesota Cities	408	10.6%	43
<b>Total for Entity</b>	<b>\$408</b>		<b>\$43</b>
<b>City of Sebeka</b>			
League of Minnesota Cities	887	10.6%	94
Minnesota Association of Small Cities	439	54.0%	237
<b>Total for Entity</b>	<b>\$1,326</b>		<b>\$331</b>
<b>City of Sedan</b>			
League of Minnesota Cities	408	10.6%	43
<b>Total for Entity</b>	<b>\$408</b>		<b>\$43</b>
<b>City of Shafer</b>			
League of Minnesota Cities	1,313	10.6%	139
Minnesota Association of Small Cities	622	54.0%	336
<b>Total for Entity</b>	<b>\$1,935</b>		<b>\$475</b>
<b>City of Shakopee</b>			
Association of Metropolitan Municipalities	11,154	39.1%	4,361
League of Minnesota Cities	27,205	10.6%	2,884
Municipal Legislative Commission	10,380	91.6%	9,508
<b>Total for Entity</b>	<b>\$48,739</b>		<b>\$16,753</b>
<b>City of Shelly</b>			
League of Minnesota Cities	408	10.6%	43
<b>Total for Entity</b>	<b>\$408</b>		<b>\$43</b>
<b>City of Sherburn</b>			
League of Minnesota Cities	1,276	10.6%	135
<b>Total for Entity</b>	<b>\$1,276</b>		<b>\$135</b>

**Table 5**  
**2019 Lobbying Expenditures Paid With Association Dues**  
**Listed by Entity**

Name of Entity (County) Association Name	Total Local Government Dues	Proportion of Dues Used for Lobbying	Total Dues Used for Lobbying
<b>City of Shevlin</b>			
League of Minnesota Cities	408	10.6%	43
<b>Total for Entity</b>	<b>\$408</b>		<b>\$43</b>
<b>City of Shoreview</b>			
Association of Metropolitan Municipalities	8,451	39.1%	3,304
League of Minnesota Cities	20,367	10.6%	2,159
Municipal Legislative Commission	6,612	91.6%	6,057
<b>Total for Entity</b>	<b>\$35,430</b>		<b>\$11,520</b>
<b>City of Shorewood</b>			
Association of Metropolitan Municipalities	3,213	39.1%	1,256
League of Minnesota Cities	7,897	10.6%	837
<b>Total for Entity</b>	<b>\$11,110</b>		<b>\$2,093</b>
<b>City of Silver Bay</b>			
League of Minnesota Cities	2,105	10.6%	223
Range Association of Municipalities and Schools	700	72.3%	506
<b>Total for Entity</b>	<b>\$2,805</b>		<b>\$729</b>
<b>City of Silver Lake</b>			
League of Minnesota Cities	1,006	10.6%	107
<b>Total for Entity</b>	<b>\$1,006</b>		<b>\$107</b>
<b>City of Skyline</b>			
League of Minnesota Cities	442	10.6%	47
<b>Total for Entity</b>	<b>\$442</b>		<b>\$47</b>
<b>City of Slayton</b>			
League of Minnesota Cities	4,749	10.6%	503
<b>Total for Entity</b>	<b>\$4,749</b>		<b>\$503</b>
<b>City of Sleepy Eye</b>			
Coalition of Greater Minnesota Cities	6,153	58.2%	3,581
Greater Minnesota Parks and Trails	150	68.3%	102
Highway 14 Partnership	1,000	88.3%	883
League of Minnesota Cities	3,873	10.6%	411
<b>Total for Entity</b>	<b>\$11,176</b>		<b>\$4,977</b>

**Table 5**  
**2019 Lobbying Expenditures Paid With Association Dues**  
**Listed by Entity**

Name of Entity (County) Association Name	Total Local Government Dues	Proportion of Dues Used for Lobbying	Total Dues Used for Lobbying
<b>City of Sobieski</b>			
League of Minnesota Cities	408	10.6%	43
Minnesota Association of Small Cities	207	54.0%	112
<b>Total for Entity</b>	<b>\$615</b>		<b>\$155</b>
<b>City of Solway</b>			
League of Minnesota Cities	408	10.6%	43
<b>Total for Entity</b>	<b>\$408</b>		<b>\$43</b>
<b>City of South Haven</b>			
League of Minnesota Cities	408	10.6%	43
Minnesota Association of Small Cities	206	54.0%	111
<b>Total for Entity</b>	<b>\$614</b>		<b>\$154</b>
<b>City of South Saint Paul</b>			
Association of Metropolitan Municipalities	7,323	39.1%	2,863
League of Minnesota Cities	17,818	10.6%	1,889
<b>Total for Entity</b>	<b>\$25,141</b>		<b>\$4,752</b>
<b>City of Spicer</b>			
League of Minnesota Cities	1,453	10.6%	154
<b>Total for Entity</b>	<b>\$1,453</b>		<b>\$154</b>
<b>City of Spring Grove</b>			
League of Minnesota Cities	1,532	10.6%	162
<b>Total for Entity</b>	<b>\$1,532</b>		<b>\$162</b>
<b>City of Spring Hill</b>			
League of Minnesota Cities	804	10.6%	85
<b>Total for Entity</b>	<b>\$804</b>		<b>\$85</b>
<b>City of Spring Lake Park</b>			
Association of Metropolitan Municipalities	2,814	39.1%	1,100
League of Minnesota Cities	6,767	10.6%	717
North Metro Mayors Association	2,888	70.5%	2,036
<b>Total for Entity</b>	<b>\$12,469</b>		<b>\$3,853</b>

**Table 5**  
**2019 Lobbying Expenditures Paid With Association Dues**  
**Listed by Entity**

Name of Entity (County) Association Name	Total Local Government Dues	Proportion of Dues Used for Lobbying	Total Dues Used for Lobbying
<b>City of Spring Park</b>			
Association of Metropolitan Municipalities	819	39.1%	320
League of Minnesota Cities	1,966	10.6%	208
<b>Total for Entity</b>	<b>\$2,785</b>		<b>\$528</b>
<b>City of Spring Valley</b>			
League of Minnesota Cities	2,840	10.6%	301
Minnesota Association of Small Cities	1,314	54.0%	710
<b>Total for Entity</b>	<b>\$4,154</b>		<b>\$1,011</b>
<b>City of Springfield</b>			
Coalition of Greater Minnesota Cities	2,122	58.2%	1,235
League of Minnesota Cities	2,351	10.6%	249
Minnesota Association of Small Cities	1,151	54.0%	622
<b>Total for Entity</b>	<b>\$5,624</b>		<b>\$2,106</b>
<b>City of Squaw Lake</b>			
League of Minnesota Cities	408	10.6%	43
<b>Total for Entity</b>	<b>\$408</b>		<b>\$43</b>
<b>City of Stacy</b>			
League of Minnesota Cities	1,783	10.6%	189
Minnesota Association of Small Cities	807	54.0%	436
<b>Total for Entity</b>	<b>\$2,590</b>		<b>\$625</b>
<b>City of Staples</b>			
Coalition of Greater Minnesota Cities	5,390	58.2%	3,137
Greater Minnesota Parks and Trails	150	68.3%	102
League of Minnesota Cities	3,343	10.6%	354
<b>Total for Entity</b>	<b>\$8,883</b>		<b>\$3,593</b>
<b>City of Starbuck</b>			
League of Minnesota Cities	1,531	10.6%	162
Minnesota Association of Small Cities	732	54.0%	395
<b>Total for Entity</b>	<b>\$2,263</b>		<b>\$557</b>

**Table 5**  
**2019 Lobbying Expenditures Paid With Association Dues**  
**Listed by Entity**

Name of Entity (County) Association Name	Total Local Government Dues	Proportion of Dues Used for Lobbying	Total Dues Used for Lobbying
<b>City of Steen</b>			
League of Minnesota Cities	408	10.6%	43
<b>Total for Entity</b>	<b>\$408</b>		<b>\$43</b>
<b>City of Stephen</b>			
League of Minnesota Cities	861	10.6%	91
Minnesota Association of Small Cities	418	54.0%	226
<b>Total for Entity</b>	<b>\$1,279</b>		<b>\$317</b>
<b>City of Stewart</b>			
League of Minnesota Cities	728	10.6%	77
<b>Total for Entity</b>	<b>\$728</b>		<b>\$77</b>
<b>City of Stewartville</b>			
League of Minnesota Cities	6,615	10.6%	701
<b>Total for Entity</b>	<b>\$6,615</b>		<b>\$701</b>
<b>City of Stillwater</b>			
Association of Metropolitan Municipalities	7,150	39.1%	2,796
League of Minnesota Cities	17,353	10.6%	1,839
<b>Total for Entity</b>	<b>\$24,503</b>		<b>\$4,635</b>
<b>City of Stockton</b>			
League of Minnesota Cities	919	10.6%	97
<b>Total for Entity</b>	<b>\$919</b>		<b>\$97</b>
<b>City of Storden</b>			
League of Minnesota Cities	408	10.6%	43
Minnesota Association of Small Cities	215	54.0%	116
<b>Total for Entity</b>	<b>\$623</b>		<b>\$159</b>
<b>City of Sturgeon Lake</b>			
League of Minnesota Cities	1,176	10.6%	125
<b>Total for Entity</b>	<b>\$1,176</b>		<b>\$125</b>
<b>City of Sunburg</b>			
League of Minnesota Cities	408	10.6%	43
<b>Total for Entity</b>	<b>\$408</b>		<b>\$43</b>



**Table 5**  
**2019 Lobbying Expenditures Paid With Association Dues**  
**Listed by Entity**

Name of Entity (County) Association Name	Total Local Government Dues	Proportion of Dues Used for Lobbying	Total Dues Used for Lobbying
<b>City of Sunfish Lake</b>			
Association of Metropolitan Municipalities	294	39.1%	115
League of Minnesota Cities	698	10.6%	74
<b>Total for Entity</b>	<b>\$992</b>		<b>\$189</b>
<b>City of Swanville</b>			
League of Minnesota Cities	517	10.6%	55
Minnesota Association of Small Cities	275	54.0%	148
<b>Total for Entity</b>	<b>\$792</b>		<b>\$203</b>
<b>City of Taconite</b>			
League of Minnesota Cities	826	10.6%	88
Minnesota Association of Small Cities	415	54.0%	224
Range Association of Municipalities and Schools	450	72.3%	325
<b>Total for Entity</b>	<b>\$1,691</b>		<b>\$637</b>
<b>City of Tamarack</b>			
League of Minnesota Cities	408	10.6%	43
Minnesota Association of Small Cities	160	54.0%	86
<b>Total for Entity</b>	<b>\$568</b>		<b>\$129</b>
<b>City of Taunton</b>			
League of Minnesota Cities	408	10.6%	43
Minnesota Association of Small Cities	180	54.0%	97
<b>Total for Entity</b>	<b>\$588</b>		<b>\$140</b>
<b>City of Taylors Falls</b>			
League of Minnesota Cities	1,245	10.6%	132
Minnesota Association of Small Cities	555	54.0%	300
<b>Total for Entity</b>	<b>\$1,800</b>		<b>\$432</b>
<b>City of Tenstrike</b>			
League of Minnesota Cities	408	10.6%	43
<b>Total for Entity</b>	<b>\$408</b>		<b>\$43</b>

**Table 5**  
**2019 Lobbying Expenditures Paid With Association Dues**  
**Listed by Entity**

Name of Entity (County) Association Name	Total Local Government Dues	Proportion of Dues Used for Lobbying	Total Dues Used for Lobbying
<b>City of Thief River Falls</b>			
Coalition of Greater Minnesota Cities	14,311	58.2%	8,329
Greater Minnesota Parks and Trails	150	68.3%	102
League of Minnesota Cities	8,995	10.6%	953
Minnesota Environmental Science and Economic Review Board	3,155	9.6%	303
<b>Total for Entity</b>	<b>\$26,611</b>		<b>\$9,687</b>
<b>City of Tintah</b>			
League of Minnesota Cities	408	10.6%	43
<b>Total for Entity</b>	<b>\$408</b>		<b>\$43</b>
<b>City of Tonka Bay</b>			
League of Minnesota Cities	1,811	10.6%	192
<b>Total for Entity</b>	<b>\$1,811</b>		<b>\$192</b>
<b>City of Tower</b>			
Minnesota Association of Small Cities	345	54.0%	186
Range Association of Municipalities and Schools	450	72.3%	325
<b>Total for Entity</b>	<b>\$795</b>		<b>\$511</b>
<b>City of Tracy</b>			
League of Minnesota Cities	2,428	10.6%	257
<b>Total for Entity</b>	<b>\$2,428</b>		<b>\$257</b>
<b>City of Trail</b>			
League of Minnesota Cities	408	10.6%	43
<b>Total for Entity</b>	<b>\$408</b>		<b>\$43</b>
<b>City of Trimont</b>			
League of Minnesota Cities	906	10.6%	96
Minnesota Association of Small Cities	449	54.0%	242
Minnesota Environmental Science and Economic Review Board	298	9.6%	29
<b>Total for Entity</b>	<b>\$1,653</b>		<b>\$367</b>
<b>City of Trommald</b>			
League of Minnesota Cities	396	10.6%	42
<b>Total for Entity</b>	<b>\$396</b>		<b>\$42</b>

**Table 5**  
**2019 Lobbying Expenditures Paid With Association Dues**  
**Listed by Entity**

Name of Entity (County) Association Name	Total Local Government Dues	Proportion of Dues Used for Lobbying	Total Dues Used for Lobbying
<b>City of Truman</b>			
League of Minnesota Cities	1,281	10.6%	136
<b>Total for Entity</b>	<b>\$1,281</b>		<b>\$136</b>
<b>City of Twin Lakes</b>			
League of Minnesota Cities	408	10.6%	43
<b>Total for Entity</b>	<b>\$408</b>		<b>\$43</b>
<b>City of Twin Valley</b>			
League of Minnesota Cities	1,000	10.6%	106
Minnesota Association of Small Cities	484	54.0%	261
<b>Total for Entity</b>	<b>\$1,484</b>		<b>\$367</b>
<b>City of Two Harbors</b>			
Coalition of Greater Minnesota Cities	6,368	58.2%	3,706
League of Minnesota Cities	4,060	10.6%	430
Range Association of Municipalities and Schools	700	72.3%	506
<b>Total for Entity</b>	<b>\$11,128</b>		<b>\$4,642</b>
<b>City of Tyler</b>			
League of Minnesota Cities	1,347	10.6%	143
Minnesota Association of Small Cities	660	54.0%	356
<b>Total for Entity</b>	<b>\$2,007</b>		<b>\$499</b>
<b>City of Ulen</b>			
League of Minnesota Cities	739	10.6%	78
<b>Total for Entity</b>	<b>\$739</b>		<b>\$78</b>
<b>City of Underwood</b>			
League of Minnesota Cities	530	10.6%	56
Minnesota Association of Small Cities	273	54.0%	147
<b>Total for Entity</b>	<b>\$803</b>		<b>\$203</b>
<b>City of Upsala</b>			
League of Minnesota Cities	604	10.6%	64
Minnesota Association of Small Cities	312	54.0%	168
<b>Total for Entity</b>	<b>\$916</b>		<b>\$232</b>

**Table 5**  
**2019 Lobbying Expenditures Paid With Association Dues**  
**Listed by Entity**

Name of Entity (County) Association Name	Total Local Government Dues	Proportion of Dues Used for Lobbying	Total Dues Used for Lobbying
<b>City of Utica</b>			
League of Minnesota Cities	433	10.6%	46
Minnesota Association of Small Cities	248	54.0%	134
<b>Total for Entity</b>	<b>\$681</b>		<b>\$180</b>
<b>City of Vadnais Heights</b>			
Association of Metropolitan Municipalities	5,037	39.1%	1,969
League of Minnesota Cities	12,322	10.6%	1,306
<b>Total for Entity</b>	<b>\$17,359</b>		<b>\$3,275</b>
<b>City of Vergas</b>			
League of Minnesota Cities	533	10.6%	56
Minnesota Association of Small Cities	274	54.0%	148
<b>Total for Entity</b>	<b>\$807</b>		<b>\$204</b>
<b>City of Vermillion</b>			
League of Minnesota Cities	615	10.6%	65
<b>Total for Entity</b>	<b>\$615</b>		<b>\$65</b>
<b>City of Verndale</b>			
League of Minnesota Cities	768	10.6%	81
<b>Total for Entity</b>	<b>\$768</b>		<b>\$81</b>
<b>City of Vernon Center</b>			
League of Minnesota Cities	468	10.6%	50
<b>Total for Entity</b>	<b>\$468</b>		<b>\$50</b>
<b>City of Vesta</b>			
League of Minnesota Cities	462	10.6%	49
Minnesota Association of Small Cities	260	54.0%	140
<b>Total for Entity</b>	<b>\$722</b>		<b>\$189</b>
<b>City of Victoria</b>			
Association of Metropolitan Municipalities	3,735	39.1%	1,460
League of Minnesota Cities	9,856	10.6%	1,045
<b>Total for Entity</b>	<b>\$13,591</b>		<b>\$2,505</b>

**Table 5**  
**2019 Lobbying Expenditures Paid With Association Dues**  
**Listed by Entity**

Name of Entity (County) Association Name	Total Local Government Dues	Proportion of Dues Used for Lobbying	Total Dues Used for Lobbying
<b>City of Viking</b>			
League of Minnesota Cities	408	10.6%	43
<b>Total for Entity</b>	<b>\$408</b>		<b>\$43</b>
<b>City of Villard</b>			
League of Minnesota Cities	416	10.6%	44
<b>Total for Entity</b>	<b>\$416</b>		<b>\$44</b>
<b>City of Vining</b>			
League of Minnesota Cities	408	10.6%	43
<b>Total for Entity</b>	<b>\$408</b>		<b>\$43</b>
<b>City of Virginia</b>			
Coalition of Greater Minnesota Cities	13,833	58.2%	8,051
Greater Minnesota Parks and Trails	150	68.3%	102
Greater Minnesota Partnership	1,000	60.9%	609
League of Minnesota Cities	16,873	10.6%	1,789
Range Association of Municipalities and Schools	950	72.3%	687
<b>Total for Entity</b>	<b>\$32,806</b>		<b>\$11,238</b>
<b>City of Wabasso</b>			
League of Minnesota Cities	888	10.6%	94
Minnesota Association of Small Cities	432	54.0%	233
<b>Total for Entity</b>	<b>\$1,320</b>		<b>\$327</b>
<b>City of Waconia</b>			
Association of Metropolitan Municipalities	4,805	39.1%	1,879
League of Minnesota Cities	12,267	10.6%	1,300
<b>Total for Entity</b>	<b>\$17,072</b>		<b>\$3,179</b>
<b>City of Wadena</b>			
Coalition of Greater Minnesota Cities	7,025	58.2%	4,089
League of Minnesota Cities	4,612	10.6%	489
<b>Total for Entity</b>	<b>\$11,637</b>		<b>\$4,578</b>

**Table 5**  
**2019 Lobbying Expenditures Paid With Association Dues**  
**Listed by Entity**

Name of Entity (County) Association Name	Total Local Government Dues	Proportion of Dues Used for Lobbying	Total Dues Used for Lobbying
<b>City of Wahkon</b>			
League of Minnesota Cities	408	10.6%	43
Minnesota Association of Small Cities	213	54.0%	115
<b>Total for Entity</b>	<b>\$621</b>		<b>\$158</b>
<b>City of Waite Park</b>			
Coalition of Greater Minnesota Cities	6,282	58.2%	3,656
Greater Minnesota Parks and Trails	150	68.3%	102
League of Minnesota Cities	7,971	10.6%	845
<b>Total for Entity</b>	<b>\$14,403</b>		<b>\$4,603</b>
<b>City of Waldorf</b>			
League of Minnesota Cities	408	10.6%	43
<b>Total for Entity</b>	<b>\$408</b>		<b>\$43</b>
<b>City of Walker</b>			
League of Minnesota Cities	1,139	10.6%	121
Minnesota Association of Small Cities	542	54.0%	293
<b>Total for Entity</b>	<b>\$1,681</b>		<b>\$414</b>
<b>City of Walnut Grove</b>			
League of Minnesota Cities	1,023	10.6%	108
<b>Total for Entity</b>	<b>\$1,023</b>		<b>\$108</b>
<b>City of Walters</b>			
League of Minnesota Cities	408	10.6%	43
Minnesota Association of Small Cities	151	54.0%	82
<b>Total for Entity</b>	<b>\$559</b>		<b>\$125</b>
<b>City of Waltham</b>			
League of Minnesota Cities	408	10.6%	43
<b>Total for Entity</b>	<b>\$408</b>		<b>\$43</b>
<b>City of Wanamingo</b>			
League of Minnesota Cities	1,323	10.6%	140
<b>Total for Entity</b>	<b>\$1,323</b>		<b>\$140</b>

**Table 5**  
**2019 Lobbying Expenditures Paid With Association Dues**  
**Listed by Entity**

Name of Entity (County) Association Name	Total Local Government Dues	Proportion of Dues Used for Lobbying	Total Dues Used for Lobbying
<b>City of Wanda</b>			
League of Minnesota Cities	408	10.6%	43
Minnesota Association of Small Cities	157	54.0%	85
<b>Total for Entity</b>	<b>\$565</b>		<b>\$128</b>
<b>City of Warren</b>			
Coalition of Greater Minnesota Cities	3,602	58.2%	2,096
Greater Minnesota Parks and Trails	150	68.3%	102
Greater Minnesota Partnership	500	60.9%	304
League of Minnesota Cities	1,861	10.6%	197
Minnesota Association of Small Cities	856	54.0%	462
<b>Total for Entity</b>	<b>\$6,969</b>		<b>\$3,161</b>
<b>City of Warroad</b>			
Coalition of Greater Minnesota Cities	3,872	58.2%	2,254
League of Minnesota Cities	2,122	10.6%	225
Minnesota Environmental Science and Economic Review Board	590	9.6%	57
<b>Total for Entity</b>	<b>\$6,584</b>		<b>\$2,536</b>
<b>City of Waseca</b>			
Coalition of Greater Minnesota Cities	14,715	58.2%	8,564
Greater Minnesota Partnership	1,000	60.9%	609
League of Minnesota Cities	8,865	10.6%	940
Minnesota Environmental Science and Economic Review Board	2,915	9.6%	280
<b>Total for Entity</b>	<b>\$27,495</b>		<b>\$10,393</b>
<b>City of Watertown</b>			
Association of Metropolitan Municipalities	1,979	39.1%	774
League of Minnesota Cities	5,154	10.6%	546
<b>Total for Entity</b>	<b>\$7,133</b>		<b>\$1,320</b>
<b>City of Waterville</b>			
Coalition of Greater Minnesota Cities	1,987	58.2%	1,156
League of Minnesota Cities	2,182	10.6%	231
Minnesota Association of Small Cities	996	54.0%	538
<b>Total for Entity</b>	<b>\$5,165</b>		<b>\$1,925</b>

**Table 5**  
**2019 Lobbying Expenditures Paid With Association Dues**  
**Listed by Entity**

Name of Entity (County) Association Name	Total Local Government Dues	Proportion of Dues Used for Lobbying	Total Dues Used for Lobbying
<b>City of Watkins</b>			
League of Minnesota Cities	1,172	10.6%	124
Minnesota Association of Small Cities	548	54.0%	296
<b>Total for Entity</b>	<b>\$1,720</b>		<b>\$420</b>
<b>City of Watson</b>			
League of Minnesota Cities	408	10.6%	43
Minnesota Association of Small Cities	210	54.0%	113
<b>Total for Entity</b>	<b>\$618</b>		<b>\$156</b>
<b>City of Waubun</b>			
League of Minnesota Cities	580	10.6%	61
Minnesota Association of Small Cities	301	54.0%	163
<b>Total for Entity</b>	<b>\$881</b>		<b>\$224</b>
<b>City of Waverly</b>			
League of Minnesota Cities	1,788	10.6%	190
Minnesota Association of Small Cities	743	54.0%	401
<b>Total for Entity</b>	<b>\$2,531</b>		<b>\$591</b>
<b>City of Wayzata</b>			
Association of Metropolitan Municipalities	2,155	39.1%	843
League of Minnesota Cities	5,224	10.6%	554
<b>Total for Entity</b>	<b>\$7,379</b>		<b>\$1,397</b>
<b>City of Welcome</b>			
League of Minnesota Cities	839	10.6%	89
<b>Total for Entity</b>	<b>\$839</b>		<b>\$89</b>
<b>City of Wells</b>			
Coalition of Greater Minnesota Cities	4,505	58.2%	2,622
League of Minnesota Cities	2,558	10.6%	271
<b>Total for Entity</b>	<b>\$7,063</b>		<b>\$2,893</b>
<b>City of Wendell</b>			
League of Minnesota Cities	408	10.6%	43
<b>Total for Entity</b>	<b>\$408</b>		<b>\$43</b>



**Table 5**  
**2019 Lobbying Expenditures Paid With Association Dues**  
**Listed by Entity**

Name of Entity (County) Association Name	Total Local Government Dues	Proportion of Dues Used for Lobbying	Total Dues Used for Lobbying
<b>City of West Concord</b>			
League of Minnesota Cities	978	10.6%	104
<b>Total for Entity</b>	<b>\$978</b>		<b>\$104</b>
<b>City of West Saint Paul</b>			
Association of Metropolitan Municipalities	7,413	39.1%	2,898
League of Minnesota Cities	17,897	10.6%	1,897
<b>Total for Entity</b>	<b>\$25,310</b>		<b>\$4,795</b>
<b>City of West Union</b>			
League of Minnesota Cities	408	10.6%	43
<b>Total for Entity</b>	<b>\$408</b>		<b>\$43</b>
<b>City of Westbrook</b>			
League of Minnesota Cities	907	10.6%	96
<b>Total for Entity</b>	<b>\$907</b>		<b>\$96</b>
<b>City of Westport</b>			
League of Minnesota Cities	396	10.6%	42
<b>Total for Entity</b>	<b>\$396</b>		<b>\$42</b>
<b>City of Whalan</b>			
League of Minnesota Cities	408	10.6%	43
<b>Total for Entity</b>	<b>\$408</b>		<b>\$43</b>
<b>City of Wheaton</b>			
Coalition of Greater Minnesota Cities	3,326	58.2%	1,936
League of Minnesota Cities	1,613	10.6%	171
<b>Total for Entity</b>	<b>\$4,939</b>		<b>\$2,107</b>
<b>City of White Bear Lake</b>			
Association of Metropolitan Municipalities	8,192	39.1%	3,203
League of Minnesota Cities	19,902	10.6%	2,110
<b>Total for Entity</b>	<b>\$28,094</b>		<b>\$5,313</b>
<b>City of Wilder</b>			
League of Minnesota Cities	408	10.6%	43
Minnesota Association of Small Cities	148	54.0%	80
<b>Total for Entity</b>	<b>\$556</b>		<b>\$123</b>

**Table 5**  
**2019 Lobbying Expenditures Paid With Association Dues**  
**Listed by Entity**

Name of Entity (County) Association Name	Total Local Government Dues	Proportion of Dues Used for Lobbying	Total Dues Used for Lobbying
<b>City of Willernie</b>			
League of Minnesota Cities	726	10.6%	77
<b>Total for Entity</b>	<b>\$726</b>		<b>\$77</b>
<b>City of Williams</b>			
League of Minnesota Cities	408	10.6%	43
<b>Total for Entity</b>	<b>\$408</b>		<b>\$43</b>
<b>City of Willmar</b>			
Coalition of Greater Minnesota Cities	39,237	58.2%	22,836
Greater Minnesota Parks and Trails	225	68.3%	154
League of Minnesota Cities	17,462	10.6%	1,851
Minnesota Environmental Science and Economic Review Board	5,909	9.6%	567
<b>Total for Entity</b>	<b>\$62,833</b>		<b>\$25,408</b>
<b>City of Willow River</b>			
League of Minnesota Cities	567	10.6%	60
<b>Total for Entity</b>	<b>\$567</b>		<b>\$60</b>
<b>City of Wilmont</b>			
League of Minnesota Cities	509	10.6%	54
<b>Total for Entity</b>	<b>\$509</b>		<b>\$54</b>
<b>City of Wilton</b>			
League of Minnesota Cities	408	10.6%	43
<b>Total for Entity</b>	<b>\$408</b>		<b>\$43</b>
<b>City of Windom</b>			
Coalition of Greater Minnesota Cities	7,596	58.2%	4,421
League of Minnesota Cities	9,930	10.6%	1,053
Minnesota Environmental Science and Economic Review Board	1,877	9.6%	180
<b>Total for Entity</b>	<b>\$19,403</b>		<b>\$5,654</b>
<b>City of Winger</b>			
League of Minnesota Cities	408	10.6%	43
Minnesota Association of Small Cities	220	54.0%	119
<b>Total for Entity</b>	<b>\$628</b>		<b>\$162</b>

**Table 5**  
**2019 Lobbying Expenditures Paid With Association Dues**  
**Listed by Entity**

Name of Entity (County) Association Name	Total Local Government Dues	Proportion of Dues Used for Lobbying	Total Dues Used for Lobbying
<b>City of Winnebago</b>			
Coalition of Greater Minnesota Cities	1,642	58.2%	956
League of Minnesota Cities	1,578	10.6%	167
Minnesota Environmental Science and Economic Review Board	580	9.6%	56
<b>Total for Entity</b>	<b>\$3,800</b>		<b>\$1,179</b>
<b>City of Winona</b>			
Coalition of Greater Minnesota Cities	60,000	58.2%	34,920
Greater Minnesota Parks and Trails	300	68.3%	205
League of Minnesota Cities	20,698	10.6%	2,194
<b>Total for Entity</b>	<b>\$80,998</b>		<b>\$37,319</b>
<b>City of Winsted</b>			
League of Minnesota Cities	2,607	10.6%	276
<b>Total for Entity</b>	<b>\$2,607</b>		<b>\$276</b>
<b>City of Winthrop</b>			
League of Minnesota Cities	1,663	10.6%	176
Minnesota Association of Small Cities	781	54.0%	422
<b>Total for Entity</b>	<b>\$2,444</b>		<b>\$598</b>
<b>City of Winton</b>			
League of Minnesota Cities	408	10.6%	43
<b>Total for Entity</b>	<b>\$408</b>		<b>\$43</b>
<b>City of Wolf Lake</b>			
League of Minnesota Cities	408	10.6%	43
<b>Total for Entity</b>	<b>\$408</b>		<b>\$43</b>
<b>City of Wolverton</b>			
League of Minnesota Cities	408	10.6%	43
<b>Total for Entity</b>	<b>\$408</b>		<b>\$43</b>
<b>City of Wood Lake</b>			
League of Minnesota Cities	591	10.6%	63
Minnesota Association of Small Cities	312	54.0%	168
<b>Total for Entity</b>	<b>\$903</b>		<b>\$231</b>

**Table 5**  
**2019 Lobbying Expenditures Paid With Association Dues**  
**Listed by Entity**

Name of Entity (County) Association Name	Total Local Government Dues	Proportion of Dues Used for Lobbying	Total Dues Used for Lobbying
<b>City of Woodbury</b>			
Association of Metropolitan Municipalities	13,914	39.1%	5,440
League of Minnesota Cities	33,770	10.6%	3,580
Municipal Legislative Commission	10,500	91.6%	9,618
<b>Total for Entity</b>	<b>\$58,184</b>		<b>\$18,638</b>
<b>City of Woodland</b>			
League of Minnesota Cities	645	10.6%	68
<b>Total for Entity</b>	<b>\$645</b>		<b>\$68</b>
<b>City of Woodstock</b>			
League of Minnesota Cities	408	10.6%	43
<b>Total for Entity</b>	<b>\$408</b>		<b>\$43</b>
<b>City of Worthington</b>			
Coalition of Greater Minnesota Cities	26,710	58.2%	15,545
League of Minnesota Cities	12,556	10.6%	1,331
Minnesota Environmental Science and Economic Review Board	3,762	9.6%	361
<b>Total for Entity</b>	<b>\$43,028</b>		<b>\$17,237</b>
<b>City of Wrenshall</b>			
League of Minnesota Cities	592	10.6%	63
<b>Total for Entity</b>	<b>\$592</b>		<b>\$63</b>
<b>City of Wright</b>			
League of Minnesota Cities	408	10.6%	43
<b>Total for Entity</b>	<b>\$408</b>		<b>\$43</b>
<b>City of Wykoff</b>			
League of Minnesota Cities	618	10.6%	66
<b>Total for Entity</b>	<b>\$618</b>		<b>\$66</b>
<b>City of Wyoming</b>			
League of Minnesota Cities	8,200	10.6%	869
<b>Total for Entity</b>	<b>\$8,200</b>		<b>\$869</b>
<b>City of Zemple</b>			
League of Minnesota Cities	408	10.6%	43
<b>Total for Entity</b>	<b>\$408</b>		<b>\$43</b>

**Table 5**  
**2019 Lobbying Expenditures Paid With Association Dues**  
**Listed by Entity**

Name of Entity (County) Association Name	Total Local Government Dues	Proportion of Dues Used for Lobbying	Total Dues Used for Lobbying
<b>City of Zimmerman</b>			
League of Minnesota Cities	6,172	10.6%	654
<b>Total for Entity</b>	<b>\$6,172</b>		<b>\$654</b>
<b>City of Zumbro Falls</b>			
League of Minnesota Cities	408	10.6%	43
<b>Total for Entity</b>	<b>\$408</b>		<b>\$43</b>
<b>City of Zumbrota</b>			
Greater Minnesota Parks and Trails	150	68.3%	102
League of Minnesota Cities	3,872	10.6%	410
<b>Total for Entity</b>	<b>\$4,022</b>		<b>\$512</b>
<b>Claremont Township (Dodge)</b>			
Minnesota Association of Townships	485	10.4%	50
<b>Total for Entity</b>	<b>\$485</b>		<b>\$50</b>
<b>Clark Township (Aitkin)</b>			
Minnesota Association of Townships	317	10.4%	33
<b>Total for Entity</b>	<b>\$317</b>		<b>\$33</b>
<b>Clark Township (Faribault)</b>			
Minnesota Association of Townships	422	10.4%	44
<b>Total for Entity</b>	<b>\$422</b>		<b>\$44</b>
<b>Clay County</b>			
Association of Minnesota Counties	27,569	13.5%	3,722
Greater Minnesota Parks and Trails	450	68.3%	307
Minnesota Rural Counties Caucus	2,900	41.0%	1,189
<b>Total for Entity</b>	<b>\$30,919</b>		<b>\$5,218</b>
<b>Clay Soil and Water Conservation District</b>			
Minnesota Association of Soil and Water Conservation Districts	4,677	16.1%	753
<b>Total for Entity</b>	<b>\$4,677</b>		<b>\$753</b>
<b>Clay Township (Hubbard)</b>			
Minnesota Association of Townships	293	10.4%	30
<b>Total for Entity</b>	<b>\$293</b>		<b>\$30</b>

**Table 5**  
**2019 Lobbying Expenditures Paid With Association Dues**  
**Listed by Entity**

Name of Entity (County) Association Name	Total Local Government Dues	Proportion of Dues Used for Lobbying	Total Dues Used for Lobbying
<b>Clayton Township (Mower)</b>			
Minnesota Association of Townships	318	10.4%	33
<b>Total for Entity</b>	<b>\$318</b>		<b>\$33</b>
<b>Clear Lake Township (Sherburne)</b>			
Minnesota Association of Townships	931	10.4%	97
<b>Total for Entity</b>	<b>\$931</b>		<b>\$97</b>
<b>Clearwater County</b>			
Association of Minnesota Counties	7,698	13.5%	1,039
Greater Minnesota Parks and Trails	150	68.3%	102
<b>Total for Entity</b>	<b>\$7,848</b>		<b>\$1,141</b>
<b>Clearwater River Watershed District</b>			
League of Minnesota Cities	1,954	10.6%	207
Minnesota Association of Watershed Districts	3,429	37.6%	1,289
<b>Total for Entity</b>	<b>\$5,383</b>		<b>\$1,496</b>
<b>Clearwater Soil and Water Conservation District</b>			
Minnesota Association of Soil and Water Conservation Districts	2,589	16.1%	417
<b>Total for Entity</b>	<b>\$2,589</b>		<b>\$417</b>
<b>Clearwater Township (Wright)</b>			
Minnesota Association of Townships	861	10.4%	90
<b>Total for Entity</b>	<b>\$861</b>		<b>\$90</b>
<b>Cleveland Township (Le Sueur)</b>			
Minnesota Association of Townships	555	10.4%	58
<b>Total for Entity</b>	<b>\$555</b>		<b>\$58</b>
<b>Clifton Township (Lyon)</b>			
Minnesota Association of Townships	347	10.4%	36
<b>Total for Entity</b>	<b>\$347</b>		<b>\$36</b>
<b>Clifton Township (Traverse)</b>			
Minnesota Association of Townships	290	10.4%	30
<b>Total for Entity</b>	<b>\$290</b>		<b>\$30</b>

**Table 5**  
**2019 Lobbying Expenditures Paid With Association Dues**  
**Listed by Entity**

Name of Entity (County) Association Name	Total Local Government Dues	Proportion of Dues Used for Lobbying	Total Dues Used for Lobbying
<b>Clinton Falls Township (Steele)</b>			
Minnesota Association of Townships	448	10.4%	47
<b>Total for Entity</b>	<b>\$448</b>		<b>\$47</b>
<b>Clinton Township (Rock)</b>			
Minnesota Association of Townships	426	10.4%	44
<b>Total for Entity</b>	<b>\$426</b>		<b>\$44</b>
<b>Clinton Township (Saint Louis)</b>			
Minnesota Association of Townships	658	10.4%	68
Range Association of Municipalities and Schools	300	72.3%	217
<b>Total for Entity</b>	<b>\$958</b>		<b>\$285</b>
<b>Clitherall Township (Otter Tail)</b>			
Minnesota Association of Townships	491	10.4%	51
<b>Total for Entity</b>	<b>\$491</b>		<b>\$51</b>
<b>Clontarf Township (Swift)</b>			
Minnesota Association of Townships	296	10.4%	31
<b>Total for Entity</b>	<b>\$296</b>		<b>\$31</b>
<b>Clover Leaf Township (Pennington)</b>			
Minnesota Association of Townships	299	10.4%	31
<b>Total for Entity</b>	<b>\$299</b>		<b>\$31</b>
<b>Clover Township (Clearwater)</b>			
Minnesota Association of Townships	308	10.4%	32
<b>Total for Entity</b>	<b>\$308</b>		<b>\$32</b>
<b>Clover Township (Hubbard)</b>			
Minnesota Association of Townships	326	10.4%	34
<b>Total for Entity</b>	<b>\$326</b>		<b>\$34</b>
<b>Clover Township (Mahnomen)</b>			
Minnesota Association of Townships	314	10.4%	33
<b>Total for Entity</b>	<b>\$314</b>		<b>\$33</b>
<b>Clover Township (Pine)</b>			
Minnesota Association of Townships	472	10.4%	49
<b>Total for Entity</b>	<b>\$472</b>		<b>\$49</b>

**Table 5**  
**2019 Lobbying Expenditures Paid With Association Dues**  
**Listed by Entity**

Name of Entity (County) Association Name	Total Local Government Dues	Proportion of Dues Used for Lobbying	Total Dues Used for Lobbying
<b>Clow Township (Kittson)</b>			
Minnesota Association of Townships	283	10.4%	29
<b>Total for Entity</b>	<b>\$283</b>		<b>\$29</b>
<b>Cokato Township (Wright)</b>			
Minnesota Association of Townships	851	10.4%	89
<b>Total for Entity</b>	<b>\$851</b>		<b>\$89</b>
<b>Colfax Township (Kandiyohi)</b>			
Minnesota Association of Townships	523	10.4%	54
<b>Total for Entity</b>	<b>\$523</b>		<b>\$54</b>
<b>Collegeville Township (Stearns)</b>			
Minnesota Association of Townships	1,497	10.4%	156
<b>Total for Entity</b>	<b>\$1,497</b>		<b>\$156</b>
<b>Collins Township (McLeod)</b>			
Minnesota Association of Townships	480	10.4%	50
<b>Total for Entity</b>	<b>\$480</b>		<b>\$50</b>
<b>Collinwood Township (Meeker)</b>			
Minnesota Association of Townships	774	10.4%	80
<b>Total for Entity</b>	<b>\$774</b>		<b>\$80</b>
<b>Columbia Township (Polk)</b>			
Minnesota Association of Townships	489	10.4%	51
<b>Total for Entity</b>	<b>\$489</b>		<b>\$51</b>
<b>Colvin Township (Saint Louis)</b>			
Minnesota Association of Townships	438	10.4%	46
<b>Total for Entity</b>	<b>\$438</b>		<b>\$46</b>
<b>Comfort Lake Forest Lake Watershed District</b>			
League of Minnesota Cities	1,954	10.6%	207
Minnesota Association of Watershed Districts	4,383	37.6%	1,648
<b>Total for Entity</b>	<b>\$6,337</b>		<b>\$1,855</b>
<b>Comfort Township (Kanabec)</b>			
Minnesota Association of Townships	750	10.4%	78
<b>Total for Entity</b>	<b>\$750</b>		<b>\$78</b>



**Table 5**  
**2019 Lobbying Expenditures Paid With Association Dues**  
**Listed by Entity**

Name of Entity (County) Association Name	Total Local Government Dues	Proportion of Dues Used for Lobbying	Total Dues Used for Lobbying
<b>Como Township (Marshall)</b>			
Minnesota Association of Townships	282	10.4%	29
<b>Total for Entity</b>	<b>\$282</b>		<b>\$29</b>
<b>Compton Township (Otter Tail)</b>			
Minnesota Association of Townships	599	10.4%	62
<b>Total for Entity</b>	<b>\$599</b>		<b>\$62</b>
<b>Comstock Township (Marshall)</b>			
Minnesota Association of Townships	303	10.4%	32
<b>Total for Entity</b>	<b>\$303</b>		<b>\$32</b>
<b>Concord Township (Dodge)</b>			
Minnesota Association of Townships	525	10.4%	55
<b>Total for Entity</b>	<b>\$525</b>		<b>\$55</b>
<b>Connelly Township (Wilkin)</b>			
Minnesota Association of Townships	307	10.4%	32
<b>Total for Entity</b>	<b>\$307</b>		<b>\$32</b>
<b>Cook County</b>			
Arrowhead Counties Association	2,750	85.0%	2,338
Association of Minnesota Counties	7,205	13.5%	973
Greater Minnesota Parks and Trails	150	68.3%	102
<b>Total for Entity</b>	<b>\$10,105</b>		<b>\$3,413</b>
<b>Cook County Soil and Water Conservation District</b>			
Minnesota Association of Soil and Water Conservation Districts	2,517	16.1%	405
<b>Total for Entity</b>	<b>\$2,517</b>		<b>\$405</b>
<b>Coon Creek Township (Lyon)</b>			
Minnesota Association of Townships	346	10.4%	36
<b>Total for Entity</b>	<b>\$346</b>		<b>\$36</b>
<b>Coon Creek Watershed District</b>			
League of Minnesota Cities	1,954	10.6%	207
Minnesota Association of Watershed Districts	7,500	37.6%	2,820
<b>Total for Entity</b>	<b>\$9,454</b>		<b>\$3,027</b>

**Table 5**  
**2019 Lobbying Expenditures Paid With Association Dues**  
**Listed by Entity**

Name of Entity (County) Association Name	Total Local Government Dues	Proportion of Dues Used for Lobbying	Total Dues Used for Lobbying
<b>Copley Township (Clearwater)</b>			
Minnesota Association of Townships	617	10.4%	64
<b>Total for Entity</b>	<b>\$617</b>		<b>\$64</b>
<b>Cordova Township (Le Sueur)</b>			
Minnesota Association of Townships	483	10.4%	50
<b>Total for Entity</b>	<b>\$483</b>		<b>\$50</b>
<b>Corinna Township (Wright)</b>			
Minnesota Association of Townships	1,196	10.4%	124
<b>Total for Entity</b>	<b>\$1,196</b>		<b>\$124</b>
<b>Corliss Township (Otter Tail)</b>			
Minnesota Association of Townships	505	10.4%	53
<b>Total for Entity</b>	<b>\$505</b>		<b>\$53</b>
<b>Cormant Township (Beltrami)</b>			
Minnesota Association of Townships	320	10.4%	33
<b>Total for Entity</b>	<b>\$320</b>		<b>\$33</b>
<b>Cormorant Lakes Watershed District</b>			
Minnesota Association of Watershed Districts	1,262	37.6%	475
<b>Total for Entity</b>	<b>\$1,262</b>		<b>\$475</b>
<b>Cormorant Township (Becker)</b>			
Minnesota Association of Townships	761	10.4%	79
<b>Total for Entity</b>	<b>\$761</b>		<b>\$79</b>
<b>Cornish Township (Aitkin)</b>			
Minnesota Association of Townships	281	10.4%	29
<b>Total for Entity</b>	<b>\$281</b>		<b>\$29</b>
<b>Cornish Township (Sibley)</b>			
Minnesota Association of Townships	339	10.4%	35
<b>Total for Entity</b>	<b>\$339</b>		<b>\$35</b>
<b>Cosmos Township (Meeker)</b>			
Minnesota Association of Townships	341	10.4%	35
<b>Total for Entity</b>	<b>\$341</b>		<b>\$35</b>

**Table 5**  
**2019 Lobbying Expenditures Paid With Association Dues**  
**Listed by Entity**

Name of Entity (County) Association Name	Total Local Government Dues	Proportion of Dues Used for Lobbying	Total Dues Used for Lobbying
<b>Cotton Township (Saint Louis)</b>			
Minnesota Association of Townships	486	10.4%	51
<b>Total for Entity</b>	<b>\$486</b>		<b>\$51</b>
<b>Cottonwood County</b>			
Association of Minnesota Counties	11,655	13.5%	1,573
Minnesota Rural Counties Caucus	2,300	41.0%	943
<b>Total for Entity</b>	<b>\$13,955</b>		<b>\$2,516</b>
<b>Cottonwood Soil and Water Conservation District</b>			
Minnesota Association of Soil and Water Conservation Districts	2,999	16.1%	483
<b>Total for Entity</b>	<b>\$2,999</b>		<b>\$483</b>
<b>Cottonwood Township (Brown)</b>			
Minnesota Association of Townships	599	10.4%	62
<b>Total for Entity</b>	<b>\$599</b>		<b>\$62</b>
<b>Courtland Township (Nicollet)</b>			
Highway 14 Partnership	200	88.3%	177
Minnesota Association of Townships	531	10.4%	55
<b>Total for Entity</b>	<b>\$731</b>		<b>\$232</b>
<b>Crane Lake Township (Saint Louis)</b>			
Minnesota Association of Townships	293	10.4%	30
<b>Total for Entity</b>	<b>\$293</b>		<b>\$30</b>
<b>Crane Lake Water and Sanitary District</b>			
League of Minnesota Cities	1,954	10.6%	207
<b>Total for Entity</b>	<b>\$1,954</b>		<b>\$207</b>
<b>Crate Township (Chippewa)</b>			
Minnesota Association of Townships	331	10.4%	34
<b>Total for Entity</b>	<b>\$331</b>		<b>\$34</b>
<b>Credit River Township (Scott)</b>			
Minnesota Association of Townships	2,227	10.4%	232
<b>Total for Entity</b>	<b>\$2,227</b>		<b>\$232</b>

**Table 5**  
**2019 Lobbying Expenditures Paid With Association Dues**  
**Listed by Entity**

Name of Entity (County) Association Name	Total Local Government Dues	Proportion of Dues Used for Lobbying	Total Dues Used for Lobbying
<b>Croke Township (Traverse)</b>			
Minnesota Association of Townships	290	10.4%	30
<b>Total for Entity</b>	<b>\$290</b>		<b>\$30</b>
<b>Cromwell Township (Clay)</b>			
Minnesota Association of Townships	456	10.4%	47
<b>Total for Entity</b>	<b>\$456</b>		<b>\$47</b>
<b>Crooked Creek Township (Houston)</b>			
Minnesota Association of Townships	428	10.4%	45
<b>Total for Entity</b>	<b>\$428</b>		<b>\$45</b>
<b>Crooked Creek Watershed District</b>			
Minnesota Association of Watershed Districts	771	37.6%	290
<b>Total for Entity</b>	<b>\$771</b>		<b>\$290</b>
<b>Crooked Lake Township (Cass)</b>			
Minnesota Association of Townships	517	10.4%	54
<b>Total for Entity</b>	<b>\$517</b>		<b>\$54</b>
<b>Crooks Township (Renville)</b>			
Minnesota Association of Townships	325	10.4%	34
<b>Total for Entity</b>	<b>\$325</b>		<b>\$34</b>
<b>Crookston Township (Polk)</b>			
Minnesota Association of Townships	475	10.4%	49
<b>Total for Entity</b>	<b>\$475</b>		<b>\$49</b>
<b>Crosby Township (Pine)</b>			
Minnesota Association of Townships	298	10.4%	31
<b>Total for Entity</b>	<b>\$298</b>		<b>\$31</b>
<b>Cross Lake Area Water and Sanitary Sewer District</b>			
League of Minnesota Cities	2,267	10.6%	240
<b>Total for Entity</b>	<b>\$2,267</b>		<b>\$240</b>
<b>Crow Lake Township (Stearns)</b>			
Minnesota Association of Townships	442	10.4%	46
<b>Total for Entity</b>	<b>\$442</b>		<b>\$46</b>

**Table 5**  
**2019 Lobbying Expenditures Paid With Association Dues**  
**Listed by Entity**

Name of Entity (County) Association Name	Total Local Government Dues	Proportion of Dues Used for Lobbying	Total Dues Used for Lobbying
<b>Crow River Township (Stearns)</b>			
Minnesota Association of Townships	442	10.4%	46
<b>Total for Entity</b>	<b>\$442</b>		<b>\$46</b>
<b>Crow Wing County</b>			
Association of Minnesota Counties	29,514	13.5%	3,984
Greater Minnesota Parks and Trails	450	68.3%	307
Minnesota Inter-County Association	17,543	36.0%	6,315
<b>Total for Entity</b>	<b>\$47,507</b>		<b>\$10,606</b>
<b>Crow Wing Lake Township (Hubbard)</b>			
Minnesota Association of Townships	449	10.4%	47
<b>Total for Entity</b>	<b>\$449</b>		<b>\$47</b>
<b>Crow Wing Soil and Water Conservation District</b>			
Minnesota Association of Soil and Water Conservation Districts	4,848	16.1%	781
<b>Total for Entity</b>	<b>\$4,848</b>		<b>\$781</b>
<b>Crow Wing Township (Crow Wing)</b>			
Minnesota Association of Townships	1,072	10.4%	111
<b>Total for Entity</b>	<b>\$1,072</b>		<b>\$111</b>
<b>Crystal Bay Township (Lake)</b>			
Minnesota Association of Townships	484	10.4%	50
<b>Total for Entity</b>	<b>\$484</b>		<b>\$50</b>
<b>Cuba Township (Becker)</b>			
Minnesota Association of Townships	436	10.4%	45
<b>Total for Entity</b>	<b>\$436</b>		<b>\$45</b>
<b>Culdrum Township (Morrison)</b>			
Minnesota Association of Townships	491	10.4%	51
<b>Total for Entity</b>	<b>\$491</b>		<b>\$51</b>
<b>Culver Township (Saint Louis)</b>			
Minnesota Association of Townships	432	10.4%	45
<b>Total for Entity</b>	<b>\$432</b>		<b>\$45</b>

**Table 5**  
**2019 Lobbying Expenditures Paid With Association Dues**  
**Listed by Entity**

Name of Entity (County) Association Name	Total Local Government Dues	Proportion of Dues Used for Lobbying	Total Dues Used for Lobbying
<b>Cushing Township (Morrison)</b>			
Minnesota Association of Townships	566	10.4%	59
<b>Total for Entity</b>	<b>\$566</b>		<b>\$59</b>
<b>Custer Township (Lyon)</b>			
Minnesota Association of Townships	331	10.4%	34
<b>Total for Entity</b>	<b>\$331</b>		<b>\$34</b>
<b>Daggett Brook Township (Crow Wing)</b>			
Minnesota Association of Townships	521	10.4%	54
<b>Total for Entity</b>	<b>\$521</b>		<b>\$54</b>
<b>Dahlgren Township (Carver)</b>			
Minnesota Association of Townships	825	10.4%	86
<b>Total for Entity</b>	<b>\$825</b>		<b>\$86</b>
<b>Dailey Township (Mille Lacs)</b>			
Minnesota Association of Townships	346	10.4%	36
<b>Total for Entity</b>	<b>\$346</b>		<b>\$36</b>
<b>Dakota County</b>			
Association of Minnesota Counties	73,394	13.5%	9,908
Minnesota Inter-County Association	85,291	36.0%	30,705
<b>Total for Entity</b>	<b>\$158,685</b>		<b>\$40,613</b>
<b>Dakota County Soil and Water Conservation District</b>			
Minnesota Association of Soil and Water Conservation Districts	4,848	16.1%	781
<b>Total for Entity</b>	<b>\$4,848</b>		<b>\$781</b>
<b>Dalbo Township (Isanti)</b>			
Minnesota Association of Townships	588	10.4%	61
<b>Total for Entity</b>	<b>\$588</b>		<b>\$61</b>
<b>Dale Township (Cottonwood)</b>			
Minnesota Association of Townships	311	10.4%	32
<b>Total for Entity</b>	<b>\$311</b>		<b>\$32</b>
<b>Dane Prairie Township (Otter Tail)</b>			
Minnesota Association of Townships	629	10.4%	65
<b>Total for Entity</b>	<b>\$629</b>		<b>\$65</b>

**Table 5**  
**2019 Lobbying Expenditures Paid With Association Dues**  
**Listed by Entity**

Name of Entity (County) Association Name	Total Local Government Dues	Proportion of Dues Used for Lobbying	Total Dues Used for Lobbying
<b>Danforth Township (Pine)</b>			
Minnesota Association of Townships	295	10.4%	31
<b>Total for Entity</b>	<b>\$295</b>		<b>\$31</b>
<b>Danielson Township (Meeker)</b>			
Minnesota Association of Townships	430	10.4%	45
<b>Total for Entity</b>	<b>\$430</b>		<b>\$45</b>
<b>Danville Township (Blue Earth)</b>			
Minnesota Association of Townships	342	10.4%	36
<b>Total for Entity</b>	<b>\$342</b>		<b>\$36</b>
<b>Darling Township (Morrison)</b>			
Minnesota Association of Townships	501	10.4%	52
<b>Total for Entity</b>	<b>\$501</b>		<b>\$52</b>
<b>Darnen Township (Stevens)</b>			
Minnesota Association of Townships	431	10.4%	45
<b>Total for Entity</b>	<b>\$431</b>		<b>\$45</b>
<b>Darwin Township (Meeker)</b>			
Minnesota Association of Townships	558	10.4%	58
<b>Total for Entity</b>	<b>\$558</b>		<b>\$58</b>
<b>Dassel Township (Meeker)</b>			
Minnesota Association of Townships	889	10.4%	92
<b>Total for Entity</b>	<b>\$889</b>		<b>\$92</b>
<b>Davis Township (Kittson)</b>			
Minnesota Association of Townships	278	10.4%	29
<b>Total for Entity</b>	<b>\$278</b>		<b>\$29</b>
<b>Dawson (Johnson Memorial) Area Hospital District</b>			
League of Minnesota Cities	1,954	10.6%	207
<b>Total for Entity</b>	<b>\$1,954</b>		<b>\$207</b>
<b>Dead Lake Township (Otter Tail)</b>			
Minnesota Association of Townships	502	10.4%	52
<b>Total for Entity</b>	<b>\$502</b>		<b>\$52</b>

**Table 5**  
**2019 Lobbying Expenditures Paid With Association Dues**  
**Listed by Entity**

Name of Entity (County) Association Name	Total Local Government Dues	Proportion of Dues Used for Lobbying	Total Dues Used for Lobbying
<b>Decoria Township (Blue Earth)</b>			
Minnesota Association of Townships	759	10.4%	79
<b>Total for Entity</b>	<b>\$759</b>		<b>\$79</b>
<b>Deer Creek Township (Otter Tail)</b>			
Minnesota Association of Townships	447	10.4%	46
<b>Total for Entity</b>	<b>\$447</b>		<b>\$46</b>
<b>Deer Park Township (Pennington)</b>			
Minnesota Association of Townships	309	10.4%	32
<b>Total for Entity</b>	<b>\$309</b>		<b>\$32</b>
<b>Deer River Township (Itasca)</b>			
Minnesota Association of Townships	558	10.4%	58
<b>Total for Entity</b>	<b>\$558</b>		<b>\$58</b>
<b>Deer Township (Roseau)</b>			
Minnesota Association of Townships	302	10.4%	31
<b>Total for Entity</b>	<b>\$302</b>		<b>\$31</b>
<b>Deerfield Township (Cass)</b>			
Minnesota Association of Townships	310	10.4%	32
<b>Total for Entity</b>	<b>\$310</b>		<b>\$32</b>
<b>Deerfield Township (Steele)</b>			
Minnesota Association of Townships	505	10.4%	53
<b>Total for Entity</b>	<b>\$505</b>		<b>\$53</b>
<b>Deerhorn Township (Wilkin)</b>			
Minnesota Association of Townships	299	10.4%	31
<b>Total for Entity</b>	<b>\$299</b>		<b>\$31</b>
<b>Deerwood Township (Crow Wing)</b>			
Minnesota Association of Townships	831	10.4%	86
<b>Total for Entity</b>	<b>\$831</b>		<b>\$86</b>
<b>Deerwood Township (Kittson)</b>			
Minnesota Association of Townships	319	10.4%	33
<b>Total for Entity</b>	<b>\$319</b>		<b>\$33</b>



**Table 5**  
**2019 Lobbying Expenditures Paid With Association Dues**  
**Listed by Entity**

Name of Entity (County) Association Name	Total Local Government Dues	Proportion of Dues Used for Lobbying	Total Dues Used for Lobbying
<b>Delafield Township (Jackson)</b>			
Minnesota Association of Townships	334	10.4%	35
<b>Total for Entity</b>	<b>\$334</b>		<b>\$35</b>
<b>Delavan Township (Faribault)</b>			
Minnesota Association of Townships	344	10.4%	36
<b>Total for Entity</b>	<b>\$344</b>		<b>\$36</b>
<b>Delaware Township (Grant)</b>			
Minnesota Association of Townships	298	10.4%	31
<b>Total for Entity</b>	<b>\$298</b>		<b>\$31</b>
<b>Delhi Township (Redwood)</b>			
Minnesota Association of Townships	431	10.4%	45
<b>Total for Entity</b>	<b>\$431</b>		<b>\$45</b>
<b>Dell Grove Township (Pine)</b>			
Minnesota Association of Townships	554	10.4%	58
<b>Total for Entity</b>	<b>\$554</b>		<b>\$58</b>
<b>Delton Township (Cottonwood)</b>			
Minnesota Association of Townships	308	10.4%	32
<b>Total for Entity</b>	<b>\$308</b>		<b>\$32</b>
<b>Denmark Township (Washington)</b>			
Minnesota Association of Townships	980	10.4%	102
<b>Total for Entity</b>	<b>\$980</b>		<b>\$102</b>
<b>Denver Township (Rock)</b>			
Minnesota Association of Townships	322	10.4%	33
<b>Total for Entity</b>	<b>\$322</b>		<b>\$33</b>
<b>Derrynane Township (Le Sueur)</b>			
Minnesota Association of Townships	497	10.4%	52
<b>Total for Entity</b>	<b>\$497</b>		<b>\$52</b>
<b>Des Moines River Township (Murray)</b>			
Minnesota Association of Townships	307	10.4%	32
<b>Total for Entity</b>	<b>\$307</b>		<b>\$32</b>

**Table 5**  
**2019 Lobbying Expenditures Paid With Association Dues**  
**Listed by Entity**

Name of Entity (County) Association Name	Total Local Government Dues	Proportion of Dues Used for Lobbying	Total Dues Used for Lobbying
<b>Des Moines Township (Jackson)</b>			
Minnesota Association of Townships	339	10.4%	35
<b>Total for Entity</b>	<b>\$339</b>		<b>\$35</b>
<b>Detroit Lakes Housing and Redevelopment Authority</b>			
Greater Minnesota Partnership	1,000	60.9%	609
<b>Total for Entity</b>	<b>\$1,000</b>		<b>\$609</b>
<b>Detroit Township (Becker)</b>			
Minnesota Association of Townships	1,031	10.4%	107
<b>Total for Entity</b>	<b>\$1,031</b>		<b>\$107</b>
<b>Dewald Township (Nobles)</b>			
Minnesota Association of Townships	346	10.4%	36
<b>Total for Entity</b>	<b>\$346</b>		<b>\$36</b>
<b>Dewey Township (Roseau)</b>			
Minnesota Association of Townships	310	10.4%	32
<b>Total for Entity</b>	<b>\$310</b>		<b>\$32</b>
<b>Dexter Township (Mower)</b>			
Minnesota Association of Townships	437	10.4%	45
<b>Total for Entity</b>	<b>\$437</b>		<b>\$45</b>
<b>Diamond Lake Township (Lincoln)</b>			
Minnesota Association of Townships	330	10.4%	34
<b>Total for Entity</b>	<b>\$330</b>		<b>\$34</b>
<b>Dieter Township (Roseau)</b>			
Minnesota Association of Townships	315	10.4%	33
<b>Total for Entity</b>	<b>\$315</b>		<b>\$33</b>
<b>Dodge County</b>			
Association of Minnesota Counties	14,765	13.5%	1,993
Highway 14 Partnership	1,500	88.3%	1,324
<b>Total for Entity</b>	<b>\$16,265</b>		<b>\$3,317</b>
<b>Dodge Soil and Water Conservation District</b>			
Minnesota Association of Soil and Water Conservation Districts	3,343	16.1%	538
<b>Total for Entity</b>	<b>\$3,343</b>		<b>\$538</b>

**Table 5**  
**2019 Lobbying Expenditures Paid With Association Dues**  
**Listed by Entity**

Name of Entity (County) Association Name	Total Local Government Dues	Proportion of Dues Used for Lobbying	Total Dues Used for Lobbying
<b>Dollymount Township (Traverse)</b>			
Minnesota Association of Townships	292	10.4%	30
<b>Total for Entity</b>	<b>\$292</b>		<b>\$30</b>
<b>Donnelly Township (Marshall)</b>			
Minnesota Association of Townships	274	10.4%	28
<b>Total for Entity</b>	<b>\$274</b>		<b>\$28</b>
<b>Donnelly Township (Stevens)</b>			
Minnesota Association of Townships	298	10.4%	31
<b>Total for Entity</b>	<b>\$298</b>		<b>\$31</b>
<b>Dora Township (Otter Tail)</b>			
Minnesota Association of Townships	570	10.4%	59
<b>Total for Entity</b>	<b>\$570</b>		<b>\$59</b>
<b>Douglas County</b>			
Association of Minnesota Counties	21,273	13.5%	2,872
Greater Minnesota Parks and Trails	300	68.3%	205
Minnesota Rural Counties Caucus	2,700	41.0%	1,107
<b>Total for Entity</b>	<b>\$24,273</b>		<b>\$4,184</b>
<b>Douglas County Housing and Redevelopment Authority</b>			
League of Minnesota Cities	1,954	10.6%	207
<b>Total for Entity</b>	<b>\$1,954</b>		<b>\$207</b>
<b>Douglas Soil and Water Conservation District</b>			
Minnesota Association of Soil and Water Conservation Districts	4,012	16.1%	646
<b>Total for Entity</b>	<b>\$4,012</b>		<b>\$646</b>
<b>Douglas Township (Dakota)</b>			
Minnesota Association of Townships	582	10.4%	61
<b>Total for Entity</b>	<b>\$582</b>		<b>\$61</b>
<b>Dover Township (Olmsted)</b>			
Minnesota Association of Townships	472	10.4%	49
<b>Total for Entity</b>	<b>\$472</b>		<b>\$49</b>

**Table 5**  
**2019 Lobbying Expenditures Paid With Association Dues**  
**Listed by Entity**

Name of Entity (County) Association Name	Total Local Government Dues	Proportion of Dues Used for Lobbying	Total Dues Used for Lobbying
<b>Dover, Eyota, Saint Charles Area Sanitary District</b>			
League of Minnesota Cities	1,954	10.6%	207
<b>Total for Entity</b>	<b>\$1,954</b>		<b>\$207</b>
<b>Dovray Township (Murray)</b>			
Minnesota Association of Townships	314	10.4%	33
<b>Total for Entity</b>	<b>\$314</b>		<b>\$33</b>
<b>Dovre Township (Kandiyohi)</b>			
Minnesota Association of Townships	1,092	10.4%	114
<b>Total for Entity</b>	<b>\$1,092</b>		<b>\$114</b>
<b>Drammen Township (Lincoln)</b>			
Minnesota Association of Townships	308	10.4%	32
<b>Total for Entity</b>	<b>\$308</b>		<b>\$32</b>
<b>Dresbach Township (Winona)</b>			
Minnesota Association of Townships	482	10.4%	50
<b>Total for Entity</b>	<b>\$482</b>		<b>\$50</b>
<b>Dryden Township (Sibley)</b>			
Minnesota Association of Townships	427	10.4%	44
<b>Total for Entity</b>	<b>\$427</b>		<b>\$44</b>
<b>Dublin Township (Swift)</b>			
Minnesota Association of Townships	316	10.4%	33
<b>Total for Entity</b>	<b>\$316</b>		<b>\$33</b>
<b>Dudley Township (Clearwater)</b>			
Minnesota Association of Townships	465	10.4%	48
<b>Total for Entity</b>	<b>\$465</b>		<b>\$48</b>
<b>Duluth Entertainment and Convention Center Authority</b>			
League of Minnesota Cities	1,954	10.6%	207
<b>Total for Entity</b>	<b>\$1,954</b>		<b>\$207</b>
<b>Duluth Seaway Port Authority</b>			
Minnesota Ports Association	17,823	100.0%	17,823
<b>Total for Entity</b>	<b>\$17,823</b>		<b>\$17,823</b>

**Table 5**  
**2019 Lobbying Expenditures Paid With Association Dues**  
**Listed by Entity**

Name of Entity (County) Association Name	Total Local Government Dues	Proportion of Dues Used for Lobbying	Total Dues Used for Lobbying
<b>Duluth Township (Saint Louis)</b>			
Minnesota Association of Townships	1,026	10.4%	107
<b>Total for Entity</b>	<b>\$1,026</b>		<b>\$107</b>
<b>Dunbar Township (Faribault)</b>			
Minnesota Association of Townships	424	10.4%	44
<b>Total for Entity</b>	<b>\$424</b>		<b>\$44</b>
<b>Dunn Township (Otter Tail)</b>			
Minnesota Association of Townships	628	10.4%	65
<b>Total for Entity</b>	<b>\$628</b>		<b>\$65</b>
<b>Durand Township (Beltrami)</b>			
Minnesota Association of Townships	343	10.4%	36
<b>Total for Entity</b>	<b>\$343</b>		<b>\$36</b>
<b>Eagle Lake Township (Otter Tail)</b>			
Minnesota Association of Townships	465	10.4%	48
<b>Total for Entity</b>	<b>\$465</b>		<b>\$48</b>
<b>Eagle Point Township (Marshall)</b>			
Minnesota Association of Townships	274	10.4%	28
<b>Total for Entity</b>	<b>\$274</b>		<b>\$28</b>
<b>Eagle Township (Carlton)</b>			
Minnesota Association of Townships	519	10.4%	54
<b>Total for Entity</b>	<b>\$519</b>		<b>\$54</b>
<b>Eagle Valley Township (Todd)</b>			
Minnesota Association of Townships	506	10.4%	53
<b>Total for Entity</b>	<b>\$506</b>		<b>\$53</b>
<b>Eagle View Township (Becker)</b>			
Minnesota Association of Townships	310	10.4%	32
<b>Total for Entity</b>	<b>\$310</b>		<b>\$32</b>
<b>Eagles Nest Township (Saint Louis)</b>			
Minnesota Association of Townships	344	10.4%	36
<b>Total for Entity</b>	<b>\$344</b>		<b>\$36</b>

**Table 5**  
**2019 Lobbying Expenditures Paid With Association Dues**  
**Listed by Entity**

Name of Entity (County) Association Name	Total Local Government Dues	Proportion of Dues Used for Lobbying	Total Dues Used for Lobbying
<b>East Chain Township (Martin)</b>			
Minnesota Association of Townships	429	10.4%	45
<b>Total for Entity</b>	<b>\$429</b>		<b>\$45</b>
<b>East Koochiching Sanitation District</b>			
League of Minnesota Cities	1,954	10.6%	207
<b>Total for Entity</b>	<b>\$1,954</b>		<b>\$207</b>
<b>East Lake Lillian Township (Kandiyohi)</b>			
Minnesota Association of Townships	330	10.4%	34
<b>Total for Entity</b>	<b>\$330</b>		<b>\$34</b>
<b>East Park Township (Marshall)</b>			
Minnesota Association of Townships	278	10.4%	29
<b>Total for Entity</b>	<b>\$278</b>		<b>\$29</b>
<b>East Polk Soil and Water Conservation District</b>			
Minnesota Association of Soil and Water Conservation Districts	2,799	16.1%	451
<b>Total for Entity</b>	<b>\$2,799</b>		<b>\$451</b>
<b>East Side Township (Mille Lacs)</b>			
Minnesota Association of Townships	529	10.4%	55
<b>Total for Entity</b>	<b>\$529</b>		<b>\$55</b>
<b>East Valley Township (Marshall)</b>			
Minnesota Association of Townships	284	10.4%	30
<b>Total for Entity</b>	<b>\$284</b>		<b>\$30</b>
<b>Eastern Township (Otter Tail)</b>			
Minnesota Association of Townships	342	10.4%	36
<b>Total for Entity</b>	<b>\$342</b>		<b>\$36</b>
<b>Echo Township (Yellow Medicine)</b>			
Minnesota Association of Townships	313	10.4%	33
<b>Total for Entity</b>	<b>\$313</b>		<b>\$33</b>
<b>Eckles Township (Beltrami)</b>			
Minnesota Association of Townships	953	10.4%	99
<b>Total for Entity</b>	<b>\$953</b>		<b>\$99</b>

**Table 5**  
**2019 Lobbying Expenditures Paid With Association Dues**  
**Listed by Entity**

Name of Entity (County) Association Name	Total Local Government Dues	Proportion of Dues Used for Lobbying	Total Dues Used for Lobbying
<b>Eckvoll Township (Marshall)</b>			
Minnesota Association of Townships	293	10.4%	30
<b>Total for Entity</b>	<b>\$293</b>		<b>\$30</b>
<b>Eddy Township (Clearwater)</b>			
Minnesota Association of Townships	449	10.4%	47
<b>Total for Entity</b>	<b>\$449</b>		<b>\$47</b>
<b>Eden Lake Township (Stearns)</b>			
Minnesota Association of Townships	910	10.4%	95
<b>Total for Entity</b>	<b>\$910</b>		<b>\$95</b>
<b>Eden Township (Brown)</b>			
Minnesota Association of Townships	341	10.4%	35
<b>Total for Entity</b>	<b>\$341</b>		<b>\$35</b>
<b>Eden Township (Pipestone)</b>			
Minnesota Association of Townships	426	10.4%	44
<b>Total for Entity</b>	<b>\$426</b>		<b>\$44</b>
<b>Eden Township (Polk)</b>			
Minnesota Association of Townships	321	10.4%	33
<b>Total for Entity</b>	<b>\$321</b>		<b>\$33</b>
<b>Edison Township (Swift)</b>			
Minnesota Association of Townships	300	10.4%	31
<b>Total for Entity</b>	<b>\$300</b>		<b>\$31</b>
<b>Edna Township (Otter Tail)</b>			
Minnesota Association of Townships	621	10.4%	65
<b>Total for Entity</b>	<b>\$621</b>		<b>\$65</b>
<b>Edwards Township (Kandiyohi)</b>			
Minnesota Association of Townships	344	10.4%	36
<b>Total for Entity</b>	<b>\$344</b>		<b>\$36</b>
<b>Effington Township (Otter Tail)</b>			
Minnesota Association of Townships	348	10.4%	36
<b>Total for Entity</b>	<b>\$348</b>		<b>\$36</b>

**Table 5**  
**2019 Lobbying Expenditures Paid With Association Dues**  
**Listed by Entity**

Name of Entity (County) Association Name	Total Local Government Dues	Proportion of Dues Used for Lobbying	Total Dues Used for Lobbying
<b>Egлон Township (Clay)</b>			
Minnesota Association of Townships	526	10.4%	55
<b>Total for Entity</b>	<b>\$526</b>		<b>\$55</b>
<b>Eidsvold Township (Lyon)</b>			
Minnesota Association of Townships	342	10.4%	36
<b>Total for Entity</b>	<b>\$342</b>		<b>\$36</b>
<b>Elba Township (Winona)</b>			
Minnesota Association of Townships	439	10.4%	46
<b>Total for Entity</b>	<b>\$439</b>		<b>\$46</b>
<b>Elbow Lake Township (Grant)</b>			
Minnesota Association of Townships	313	10.4%	33
<b>Total for Entity</b>	<b>\$313</b>		<b>\$33</b>
<b>Eldorado Township (Stevens)</b>			
Minnesota Association of Townships	296	10.4%	31
<b>Total for Entity</b>	<b>\$296</b>		<b>\$31</b>
<b>Elgin Township (Wabasha)</b>			
Minnesota Association of Townships	567	10.4%	59
<b>Total for Entity</b>	<b>\$567</b>		<b>\$59</b>
<b>Elizabeth Township (Otter Tail)</b>			
Minnesota Association of Townships	602	10.4%	63
<b>Total for Entity</b>	<b>\$602</b>		<b>\$63</b>
<b>Elk Lake Township (Grant)</b>			
Minnesota Association of Townships	434	10.4%	45
<b>Total for Entity</b>	<b>\$434</b>		<b>\$45</b>
<b>Elk Township (Nobles)</b>			
Minnesota Association of Townships	348	10.4%	36
<b>Total for Entity</b>	<b>\$348</b>		<b>\$36</b>
<b>Elkton Township (Clay)</b>			
Minnesota Association of Townships	441	10.4%	46
<b>Total for Entity</b>	<b>\$441</b>		<b>\$46</b>



**Table 5**  
**2019 Lobbying Expenditures Paid With Association Dues**  
**Listed by Entity**

Name of Entity (County) Association Name	Total Local Government Dues	Proportion of Dues Used for Lobbying	Total Dues Used for Lobbying
<b>Ellington Township (Dodge)</b>			
Minnesota Association of Townships	423	10.4%	44
<b>Total for Entity</b>	<b>\$423</b>		<b>\$44</b>
<b>Ellsborough Township (Murray)</b>			
Minnesota Association of Townships	317	10.4%	33
<b>Total for Entity</b>	<b>\$317</b>		<b>\$33</b>
<b>Ellsburg Township (Saint Louis)</b>			
Minnesota Association of Townships	340	10.4%	35
<b>Total for Entity</b>	<b>\$340</b>		<b>\$35</b>
<b>Ellsworth Township (Meeker)</b>			
Minnesota Association of Townships	609	10.4%	63
<b>Total for Entity</b>	<b>\$609</b>		<b>\$63</b>
<b>Elm Creek Township (Martin)</b>			
Minnesota Association of Townships	326	10.4%	34
<b>Total for Entity</b>	<b>\$326</b>		<b>\$34</b>
<b>Elmdale Township (Morrison)</b>			
Minnesota Association of Townships	734	10.4%	76
<b>Total for Entity</b>	<b>\$734</b>		<b>\$76</b>
<b>Elmer Township (Pipestone)</b>			
Minnesota Association of Townships	339	10.4%	35
<b>Total for Entity</b>	<b>\$339</b>		<b>\$35</b>
<b>Elmer Township (Saint Louis)</b>			
Minnesota Association of Townships	316	10.4%	33
<b>Total for Entity</b>	<b>\$316</b>		<b>\$33</b>
<b>Elmira Township (Olmsted)</b>			
Minnesota Association of Townships	461	10.4%	48
<b>Total for Entity</b>	<b>\$461</b>		<b>\$48</b>
<b>Elmo Township (Otter Tail)</b>			
Minnesota Association of Townships	441	10.4%	46
<b>Total for Entity</b>	<b>\$441</b>		<b>\$46</b>

**Table 5**  
**2019 Lobbying Expenditures Paid With Association Dues**  
**Listed by Entity**

Name of Entity (County) Association Name	Total Local Government Dues	Proportion of Dues Used for Lobbying	Total Dues Used for Lobbying
<b>Elmore Township (Faribault)</b>			
Minnesota Association of Townships	322	10.4%	33
<b>Total for Entity</b>	<b>\$322</b>		<b>\$33</b>
<b>Elmwood Township (Clay)</b>			
Minnesota Association of Townships	470	10.4%	49
<b>Total for Entity</b>	<b>\$470</b>		<b>\$49</b>
<b>Elysian Township (Le Sueur)</b>			
Minnesota Association of Townships	738	10.4%	77
<b>Total for Entity</b>	<b>\$738</b>		<b>\$77</b>
<b>Emardville Township (Red Lake)</b>			
Minnesota Association of Townships	329	10.4%	34
<b>Total for Entity</b>	<b>\$329</b>		<b>\$34</b>
<b>Embarrass Township (Saint Louis)</b>			
Minnesota Association of Townships	528	10.4%	55
<b>Total for Entity</b>	<b>\$528</b>		<b>\$55</b>
<b>Emerald Township (Faribault)</b>			
Minnesota Association of Townships	339	10.4%	35
<b>Total for Entity</b>	<b>\$339</b>		<b>\$35</b>
<b>Emmet Township (Renville)</b>			
Minnesota Association of Townships	334	10.4%	35
<b>Total for Entity</b>	<b>\$334</b>		<b>\$35</b>
<b>Empire Township (Dakota)</b>			
League of Minnesota Cities	3,527	10.6%	374
Minnesota Association of Townships	1,373	10.4%	143
<b>Total for Entity</b>	<b>\$4,900</b>		<b>\$517</b>
<b>Enstrom Township (Roseau)</b>			
Minnesota Association of Townships	481	10.4%	50
<b>Total for Entity</b>	<b>\$481</b>		<b>\$50</b>
<b>Enterprise Township (Jackson)</b>			
Minnesota Association of Townships	322	10.4%	33
<b>Total for Entity</b>	<b>\$322</b>		<b>\$33</b>

**Table 5**  
**2019 Lobbying Expenditures Paid With Association Dues**  
**Listed by Entity**

Name of Entity (County) Association Name	Total Local Government Dues	Proportion of Dues Used for Lobbying	Total Dues Used for Lobbying
<b>Equality Township (Red Lake)</b>			
Minnesota Association of Townships	310	10.4%	32
<b>Total for Entity</b>	<b>\$310</b>		<b>\$32</b>
<b>Equity Alliance MN</b>			
Association of Metropolitan School Districts, Inc.	3,700	73.1%	2,705
<b>Total for Entity</b>	<b>\$3,700</b>		<b>\$2,705</b>
<b>Erdahl Township (Grant)</b>			
Minnesota Association of Townships	452	10.4%	47
<b>Total for Entity</b>	<b>\$452</b>		<b>\$47</b>
<b>Erhards Grove Township (Otter Tail)</b>			
Minnesota Association of Townships	479	10.4%	50
<b>Total for Entity</b>	<b>\$479</b>		<b>\$50</b>
<b>Ericson Township (Renville)</b>			
Minnesota Association of Townships	329	10.4%	34
<b>Total for Entity</b>	<b>\$329</b>		<b>\$34</b>
<b>Erie Township (Becker)</b>			
Minnesota Association of Townships	953	10.4%	99
<b>Total for Entity</b>	<b>\$953</b>		<b>\$99</b>
<b>Erin Township (Rice)</b>			
Minnesota Association of Townships	626	10.4%	65
<b>Total for Entity</b>	<b>\$626</b>		<b>\$65</b>
<b>Espelie Township (Marshall)</b>			
Minnesota Association of Townships	282	10.4%	29
<b>Total for Entity</b>	<b>\$282</b>		<b>\$29</b>
<b>Esther Township (Polk)</b>			
Minnesota Association of Townships	320	10.4%	33
<b>Total for Entity</b>	<b>\$320</b>		<b>\$33</b>
<b>Euclid Township (Polk)</b>			
Minnesota Association of Townships	315	10.4%	33
<b>Total for Entity</b>	<b>\$315</b>		<b>\$33</b>

**Table 5**  
**2019 Lobbying Expenditures Paid With Association Dues**  
**Listed by Entity**

Name of Entity (County) Association Name	Total Local Government Dues	Proportion of Dues Used for Lobbying	Total Dues Used for Lobbying
<b>Eureka Township (Dakota)</b>			
Minnesota Association of Townships	877	10.4%	91
<b>Total for Entity</b>	<b>\$877</b>		<b>\$91</b>
<b>Evansville Township (Douglas)</b>			
Minnesota Association of Townships	349	10.4%	36
<b>Total for Entity</b>	<b>\$349</b>		<b>\$36</b>
<b>Everglade Township (Stevens)</b>			
Minnesota Association of Townships	299	10.4%	31
<b>Total for Entity</b>	<b>\$299</b>		<b>\$31</b>
<b>Evergreen Township (Becker)</b>			
Minnesota Association of Townships	459	10.4%	48
<b>Total for Entity</b>	<b>\$459</b>		<b>\$48</b>
<b>Everts Township (Otter Tail)</b>			
Minnesota Association of Townships	547	10.4%	57
<b>Total for Entity</b>	<b>\$547</b>		<b>\$57</b>
<b>Ewington Township (Jackson)</b>			
Minnesota Association of Townships	341	10.4%	35
<b>Total for Entity</b>	<b>\$341</b>		<b>\$35</b>
<b>Excel Township (Marshall)</b>			
Minnesota Association of Townships	443	10.4%	46
<b>Total for Entity</b>	<b>\$443</b>		<b>\$46</b>
<b>Eyota Township (Olmsted)</b>			
Minnesota Association of Townships	505	10.4%	53
<b>Total for Entity</b>	<b>\$505</b>		<b>\$53</b>
<b>Fahlun Township (Kandiyohi)</b>			
Minnesota Association of Townships	447	10.4%	46
<b>Total for Entity</b>	<b>\$447</b>		<b>\$46</b>
<b>Fair Haven Township (Stearns)</b>			
Minnesota Association of Townships	903	10.4%	94
<b>Total for Entity</b>	<b>\$903</b>		<b>\$94</b>

**Table 5**  
**2019 Lobbying Expenditures Paid With Association Dues**  
**Listed by Entity**

Name of Entity (County) Association Name	Total Local Government Dues	Proportion of Dues Used for Lobbying	Total Dues Used for Lobbying
<b>Fairbanks Township (Saint Louis)</b>			
Minnesota Association of Townships	290	10.4%	30
<b>Total for Entity</b>	<b>\$290</b>		<b>\$30</b>
<b>Fairfax Township (Polk)</b>			
Minnesota Association of Townships	331	10.4%	34
<b>Total for Entity</b>	<b>\$331</b>		<b>\$34</b>
<b>Fairfield Township (Crow Wing)</b>			
Minnesota Association of Townships	450	10.4%	47
<b>Total for Entity</b>	<b>\$450</b>		<b>\$47</b>
<b>Fairfield Township (Swift)</b>			
Minnesota Association of Townships	309	10.4%	32
<b>Total for Entity</b>	<b>\$309</b>		<b>\$32</b>
<b>Fairmont Township (Martin)</b>			
Minnesota Association of Townships	435	10.4%	45
<b>Total for Entity</b>	<b>\$435</b>		<b>\$45</b>
<b>Fairview Township (Cass)</b>			
Minnesota Association of Townships	614	10.4%	64
<b>Total for Entity</b>	<b>\$614</b>		<b>\$64</b>
<b>Fairview Township (Lyon)</b>			
Minnesota Association of Townships	458	10.4%	48
<b>Total for Entity</b>	<b>\$458</b>		<b>\$48</b>
<b>Falk Township (Clearwater)</b>			
Minnesota Association of Townships	434	10.4%	45
<b>Total for Entity</b>	<b>\$434</b>		<b>\$45</b>
<b>Fall Lake Township (Lake)</b>			
Minnesota Association of Townships	504	10.4%	52
Range Association of Municipalities and Schools	300	72.3%	217
<b>Total for Entity</b>	<b>\$804</b>		<b>\$269</b>
<b>Falun Township (Roseau)</b>			
Minnesota Association of Townships	421	10.4%	44
<b>Total for Entity</b>	<b>\$421</b>		<b>\$44</b>

**Table 5**  
**2019 Lobbying Expenditures Paid With Association Dues**  
**Listed by Entity**

Name of Entity (County) Association Name	Total Local Government Dues	Proportion of Dues Used for Lobbying	Total Dues Used for Lobbying
<b>Fanny Township (Polk)</b>			
Minnesota Association of Townships	304	10.4%	32
<b>Total for Entity</b>	<b>\$304</b>		<b>\$32</b>
<b>Farden Township (Hubbard)</b>			
Minnesota Association of Townships	782	10.4%	81
<b>Total for Entity</b>	<b>\$782</b>		<b>\$81</b>
<b>Faribault County</b>			
Association of Minnesota Counties	13,036	13.5%	1,760
<b>Total for Entity</b>	<b>\$13,036</b>		<b>\$1,760</b>
<b>Faribault County Soil and Water Conservation District</b>			
Minnesota Association of Soil and Water Conservation Districts	3,165	16.1%	510
<b>Total for Entity</b>	<b>\$3,165</b>		<b>\$510</b>
<b>Farley Township (Polk)</b>			
Minnesota Association of Townships	284	10.4%	30
<b>Total for Entity</b>	<b>\$284</b>		<b>\$30</b>
<b>Farm Island Township (Aitkin)</b>			
Minnesota Association of Townships	753	10.4%	78
<b>Total for Entity</b>	<b>\$753</b>		<b>\$78</b>
<b>Farming Township (Stearns)</b>			
Minnesota Association of Townships	735	10.4%	76
<b>Total for Entity</b>	<b>\$735</b>		<b>\$76</b>
<b>Farmington Township (Olmsted)</b>			
Minnesota Association of Townships	483	10.4%	50
<b>Total for Entity</b>	<b>\$483</b>		<b>\$50</b>
<b>Fawn Lake Township (Todd)</b>			
Minnesota Association of Townships	518	10.4%	54
<b>Total for Entity</b>	<b>\$518</b>		<b>\$54</b>
<b>Faxon Township (Sibley)</b>			
Minnesota Association of Townships	560	10.4%	58
<b>Total for Entity</b>	<b>\$560</b>		<b>\$58</b>

**Table 5**  
**2019 Lobbying Expenditures Paid With Association Dues**  
**Listed by Entity**

Name of Entity (County) Association Name	Total Local Government Dues	Proportion of Dues Used for Lobbying	Total Dues Used for Lobbying
<b>Fayal Township (Saint Louis)</b>			
League of Minnesota Cities	2,067	10.6%	219
Minnesota Association of Townships	983	10.4%	102
Range Association of Municipalities and Schools	400	72.3%	289
<b>Total for Entity</b>	<b>\$3,450</b>		<b>\$610</b>
<b>Featherstone Township (Goodhue)</b>			
Minnesota Association of Townships	580	10.4%	60
<b>Total for Entity</b>	<b>\$580</b>		<b>\$60</b>
<b>Feeley Township (Itasca)</b>			
Minnesota Association of Townships	436	10.4%	45
<b>Total for Entity</b>	<b>\$436</b>		<b>\$45</b>
<b>Felton Township (Clay)</b>			
Minnesota Association of Townships	295	10.4%	31
<b>Total for Entity</b>	<b>\$295</b>		<b>\$31</b>
<b>Fenton Township (Murray)</b>			
Minnesota Association of Townships	322	10.4%	33
<b>Total for Entity</b>	<b>\$322</b>		<b>\$33</b>
<b>Fergus Falls Township (Otter Tail)</b>			
Minnesota Association of Townships	589	10.4%	61
<b>Total for Entity</b>	<b>\$589</b>		<b>\$61</b>
<b>Fern Township (Hubbard)</b>			
Minnesota Association of Townships	425	10.4%	44
<b>Total for Entity</b>	<b>\$425</b>		<b>\$44</b>
<b>Field Township (Saint Louis)</b>			
Minnesota Association of Townships	460	10.4%	48
<b>Total for Entity</b>	<b>\$460</b>		<b>\$48</b>
<b>Fieldon Township (Watonwan)</b>			
Minnesota Association of Townships	333	10.4%	35
<b>Total for Entity</b>	<b>\$333</b>		<b>\$35</b>

**Table 5**  
**2019 Lobbying Expenditures Paid With Association Dues**  
**Listed by Entity**

Name of Entity (County) Association Name	Total Local Government Dues	Proportion of Dues Used for Lobbying	Total Dues Used for Lobbying
<b>Fillmore County</b>			
Association of Minnesota Counties	15,631	13.5%	2,110
<b>Total for Entity</b>	<b>\$15,631</b>		<b>\$2,110</b>
<b>Fillmore Soil and Water Conservation District</b>			
Minnesota Association of Soil and Water Conservation Districts	3,418	16.1%	550
<b>Total for Entity</b>	<b>\$3,418</b>		<b>\$550</b>
<b>Fillmore Township (Fillmore)</b>			
Minnesota Association of Townships	495	10.4%	51
<b>Total for Entity</b>	<b>\$495</b>		<b>\$51</b>
<b>Fine Lakes Township (Saint Louis)</b>			
Minnesota Association of Townships	309	10.4%	32
<b>Total for Entity</b>	<b>\$309</b>		<b>\$32</b>
<b>Finlayson Township (Pine)</b>			
Minnesota Association of Townships	482	10.4%	50
<b>Total for Entity</b>	<b>\$482</b>		<b>\$50</b>
<b>Fish Lake Township (Chisago)</b>			
Minnesota Association of Townships	1,062	10.4%	110
<b>Total for Entity</b>	<b>\$1,062</b>		<b>\$110</b>
<b>Fisher Township (Polk)</b>			
Minnesota Association of Townships	330	10.4%	34
<b>Total for Entity</b>	<b>\$330</b>		<b>\$34</b>
<b>Fleming Township (Aitkin)</b>			
Minnesota Association of Townships	441	10.4%	46
<b>Total for Entity</b>	<b>\$441</b>		<b>\$46</b>
<b>Fleming Township (Pine)</b>			
Minnesota Association of Townships	310	10.4%	32
<b>Total for Entity</b>	<b>\$310</b>		<b>\$32</b>
<b>Flom Township (Norman)</b>			
Minnesota Association of Townships	338	10.4%	35
<b>Total for Entity</b>	<b>\$338</b>		<b>\$35</b>



**Table 5**  
**2019 Lobbying Expenditures Paid With Association Dues**  
**Listed by Entity**

Name of Entity (County) Association Name	Total Local Government Dues	Proportion of Dues Used for Lobbying	Total Dues Used for Lobbying
<b>Floodwood Township (Saint Louis)</b>			
Minnesota Association of Townships	427	10.4%	44
<b>Total for Entity</b>	<b>\$427</b>		<b>\$44</b>
<b>Flora Township (Renville)</b>			
Minnesota Association of Townships	324	10.4%	34
<b>Total for Entity</b>	<b>\$324</b>		<b>\$34</b>
<b>Florence Township (Goodhue)</b>			
Minnesota Association of Townships	918	10.4%	95
<b>Total for Entity</b>	<b>\$918</b>		<b>\$95</b>
<b>Florida Township (Yellow Medicine)</b>			
Minnesota Association of Townships	308	10.4%	32
<b>Total for Entity</b>	<b>\$308</b>		<b>\$32</b>
<b>Flowing Township (Clay)</b>			
Minnesota Association of Townships	292	10.4%	30
<b>Total for Entity</b>	<b>\$292</b>		<b>\$30</b>
<b>Foldahl Township (Marshall)</b>			
Minnesota Association of Townships	290	10.4%	30
<b>Total for Entity</b>	<b>\$290</b>		<b>\$30</b>
<b>Folden Township (Otter Tail)</b>			
Minnesota Association of Townships	437	10.4%	45
<b>Total for Entity</b>	<b>\$437</b>		<b>\$45</b>
<b>Folsom Township (Traverse)</b>			
Minnesota Association of Townships	305	10.4%	32
<b>Total for Entity</b>	<b>\$305</b>		<b>\$32</b>
<b>Ford Township (Kanabec)</b>			
Minnesota Association of Townships	329	10.4%	34
<b>Total for Entity</b>	<b>\$329</b>		<b>\$34</b>
<b>Forest City Township (Meeker)</b>			
Minnesota Association of Townships	548	10.4%	57
<b>Total for Entity</b>	<b>\$548</b>		<b>\$57</b>

**Table 5**  
**2019 Lobbying Expenditures Paid With Association Dues**  
**Listed by Entity**

Name of Entity (County) Association Name	Total Local Government Dues	Proportion of Dues Used for Lobbying	Total Dues Used for Lobbying
<b>Forest Prairie Township (Meeker)</b>			
Minnesota Association of Townships	651	10.4%	68
<b>Total for Entity</b>	<b>\$651</b>		<b>\$68</b>
<b>Forest Township (Becker)</b>			
Minnesota Association of Townships	298	10.4%	31
<b>Total for Entity</b>	<b>\$298</b>		<b>\$31</b>
<b>Forest Township (Rice)</b>			
Minnesota Association of Townships	825	10.4%	86
<b>Total for Entity</b>	<b>\$825</b>		<b>\$86</b>
<b>Forestville Township (Fillmore)</b>			
Minnesota Association of Townships	451	10.4%	47
<b>Total for Entity</b>	<b>\$451</b>		<b>\$47</b>
<b>Fork Township (Marshall)</b>			
Minnesota Association of Townships	273	10.4%	28
<b>Total for Entity</b>	<b>\$273</b>		<b>\$28</b>
<b>Fort Ripley Township (Crow Wing)</b>			
Minnesota Association of Townships	640	10.4%	67
<b>Total for Entity</b>	<b>\$640</b>		<b>\$67</b>
<b>Fortier Township (Yellow Medicine)</b>			
Minnesota Association of Townships	301	10.4%	31
<b>Total for Entity</b>	<b>\$301</b>		<b>\$31</b>
<b>Fossum Township (Norman)</b>			
Minnesota Association of Townships	317	10.4%	33
<b>Total for Entity</b>	<b>\$317</b>		<b>\$33</b>
<b>Foster Township (Big Stone)</b>			
Minnesota Association of Townships	304	10.4%	32
<b>Total for Entity</b>	<b>\$304</b>		<b>\$32</b>
<b>Foster Township (Faribault)</b>			
Minnesota Association of Townships	338	10.4%	35
<b>Total for Entity</b>	<b>\$338</b>		<b>\$35</b>

**Table 5**  
**2019 Lobbying Expenditures Paid With Association Dues**  
**Listed by Entity**

Name of Entity (County) Association Name	Total Local Government Dues	Proportion of Dues Used for Lobbying	Total Dues Used for Lobbying
<b>Fountain Prairie Township (Pipestone)</b>			
Minnesota Association of Townships	331	10.4%	34
<b>Total for Entity</b>	<b>\$331</b>		<b>\$34</b>
<b>Fountain Township (Fillmore)</b>			
Minnesota Association of Townships	442	10.4%	46
<b>Total for Entity</b>	<b>\$442</b>		<b>\$46</b>
<b>Fox Lake Township (Martin)</b>			
Minnesota Association of Townships	347	10.4%	36
<b>Total for Entity</b>	<b>\$347</b>		<b>\$36</b>
<b>Foxhome Township (Wilkin)</b>			
Minnesota Association of Townships	301	10.4%	31
<b>Total for Entity</b>	<b>\$301</b>		<b>\$31</b>
<b>Framnas Township (Stevens)</b>			
Minnesota Association of Townships	434	10.4%	45
<b>Total for Entity</b>	<b>\$434</b>		<b>\$45</b>
<b>Franconia Township (Chisago)</b>			
Minnesota Association of Townships	998	10.4%	104
<b>Total for Entity</b>	<b>\$998</b>		<b>\$104</b>
<b>Frankford Township (Mower)</b>			
Minnesota Association of Townships	459	10.4%	48
<b>Total for Entity</b>	<b>\$459</b>		<b>\$48</b>
<b>Franklin Township (Wright)</b>			
Minnesota Association of Townships	1,343	10.4%	140
<b>Total for Entity</b>	<b>\$1,343</b>		<b>\$140</b>
<b>Fraser Township (Martin)</b>			
Minnesota Association of Townships	430	10.4%	45
<b>Total for Entity</b>	<b>\$430</b>		<b>\$45</b>
<b>Fredenberg Township (Saint Louis)</b>			
Minnesota Association of Townships	836	10.4%	87
<b>Total for Entity</b>	<b>\$836</b>		<b>\$87</b>

**Table 5**  
**2019 Lobbying Expenditures Paid With Association Dues**  
**Listed by Entity**

Name of Entity (County) Association Name	Total Local Government Dues	Proportion of Dues Used for Lobbying	Total Dues Used for Lobbying
<b>Freeborn County</b>			
Association of Minnesota Counties	18,886	13.5%	2,550
Greater Minnesota Parks and Trails	300	68.3%	205
<b>Total for Entity</b>	<b>\$19,186</b>		<b>\$2,755</b>
<b>Freeborn County Soil and Water Conservation District</b>			
Minnesota Association of Soil and Water Conservation Districts	3,773	16.1%	607
<b>Total for Entity</b>	<b>\$3,773</b>		<b>\$607</b>
<b>Freeborn Township (Freeborn)</b>			
Minnesota Association of Townships	347	10.4%	36
<b>Total for Entity</b>	<b>\$347</b>		<b>\$36</b>
<b>Freedom Township (Waseca)</b>			
Minnesota Association of Townships	442	10.4%	46
<b>Total for Entity</b>	<b>\$442</b>		<b>\$46</b>
<b>Freeland Township (Lac qui Parle)</b>			
Minnesota Association of Townships	299	10.4%	31
<b>Total for Entity</b>	<b>\$299</b>		<b>\$31</b>
<b>Freeman Township (Freeborn)</b>			
Minnesota Association of Townships	491	10.4%	51
<b>Total for Entity</b>	<b>\$491</b>		<b>\$51</b>
<b>Fremont Township (Winona)</b>			
Minnesota Association of Townships	446	10.4%	46
<b>Total for Entity</b>	<b>\$446</b>		<b>\$46</b>
<b>French Lake Township (Wright)</b>			
Minnesota Association of Townships	804	10.4%	84
<b>Total for Entity</b>	<b>\$804</b>		<b>\$84</b>
<b>French Township (Saint Louis)</b>			
Minnesota Association of Townships	512	10.4%	53
<b>Total for Entity</b>	<b>\$512</b>		<b>\$53</b>
<b>Friberg Township (Otter Tail)</b>			
Minnesota Association of Townships	598	10.4%	62
<b>Total for Entity</b>	<b>\$598</b>		<b>\$62</b>

**Table 5**  
**2019 Lobbying Expenditures Paid With Association Dues**  
**Listed by Entity**

Name of Entity (County) Association Name	Total Local Government Dues	Proportion of Dues Used for Lobbying	Total Dues Used for Lobbying
<b>Friendship Township (Yellow Medicine)</b>			
Minnesota Association of Townships	323	10.4%	34
<b>Total for Entity</b>	<b>\$323</b>		<b>\$34</b>
<b>Frohn Township (Beltrami)</b>			
Minnesota Association of Townships	886	10.4%	92
<b>Total for Entity</b>	<b>\$886</b>		<b>\$92</b>
<b>Gail Lake Township (Crow Wing)</b>			
Minnesota Association of Townships	300	10.4%	31
<b>Total for Entity</b>	<b>\$300</b>		<b>\$31</b>
<b>Galena Township (Martin)</b>			
Minnesota Association of Townships	343	10.4%	36
<b>Total for Entity</b>	<b>\$343</b>		<b>\$36</b>
<b>Gales Township (Redwood)</b>			
Minnesota Association of Townships	308	10.4%	32
<b>Total for Entity</b>	<b>\$308</b>		<b>\$32</b>
<b>Garden City Township (Blue Earth)</b>			
Minnesota Association of Townships	548	10.4%	57
<b>Total for Entity</b>	<b>\$548</b>		<b>\$57</b>
<b>Garden Township (Polk)</b>			
Minnesota Association of Townships	339	10.4%	35
<b>Total for Entity</b>	<b>\$339</b>		<b>\$35</b>
<b>Garfield Township (Lac qui Parle)</b>			
Minnesota Association of Townships	313	10.4%	33
<b>Total for Entity</b>	<b>\$313</b>		<b>\$33</b>
<b>Garfield Township (Polk)</b>			
Minnesota Association of Townships	496	10.4%	52
<b>Total for Entity</b>	<b>\$496</b>		<b>\$52</b>
<b>Garnes Township (Red Lake)</b>			
Minnesota Association of Townships	331	10.4%	34
<b>Total for Entity</b>	<b>\$331</b>		<b>\$34</b>

**Table 5**  
**2019 Lobbying Expenditures Paid With Association Dues**  
**Listed by Entity**

Name of Entity (County) Association Name	Total Local Government Dues	Proportion of Dues Used for Lobbying	Total Dues Used for Lobbying
<b>Garrison Township (Crow Wing)</b>			
Minnesota Association of Townships	579	10.4%	60
<b>Total for Entity</b>	<b>\$579</b>		<b>\$60</b>
<b>Garrison, Kathio, West Mille Lacs Lake Sanitary Sewer District</b>			
League of Minnesota Cities	1,954	10.6%	207
<b>Total for Entity</b>	<b>\$1,954</b>		<b>\$207</b>
<b>Geneva Township (Freeborn)</b>			
Minnesota Association of Townships	467	10.4%	49
<b>Total for Entity</b>	<b>\$467</b>		<b>\$49</b>
<b>Genessee Township (Kandiyohi)</b>			
Minnesota Association of Townships	473	10.4%	49
<b>Total for Entity</b>	<b>\$473</b>		<b>\$49</b>
<b>Gentilly Township (Polk)</b>			
Minnesota Association of Townships	424	10.4%	44
<b>Total for Entity</b>	<b>\$424</b>		<b>\$44</b>
<b>Georgetown Township (Clay)</b>			
Minnesota Association of Townships	318	10.4%	33
<b>Total for Entity</b>	<b>\$318</b>		<b>\$33</b>
<b>Germania Township (Todd)</b>			
Minnesota Association of Townships	502	10.4%	52
<b>Total for Entity</b>	<b>\$502</b>		<b>\$52</b>
<b>Germantown Township (Cottonwood)</b>			
Minnesota Association of Townships	330	10.4%	34
<b>Total for Entity</b>	<b>\$330</b>		<b>\$34</b>
<b>Gervais Township (Red Lake)</b>			
Minnesota Association of Townships	339	10.4%	35
<b>Total for Entity</b>	<b>\$339</b>		<b>\$35</b>
<b>Getty Township (Stearns)</b>			
Minnesota Association of Townships	460	10.4%	48
<b>Total for Entity</b>	<b>\$460</b>		<b>\$48</b>

**Table 5**  
**2019 Lobbying Expenditures Paid With Association Dues**  
**Listed by Entity**

Name of Entity (County) Association Name	Total Local Government Dues	Proportion of Dues Used for Lobbying	Total Dues Used for Lobbying
<b>Gilchrist Township (Pope)</b>			
Minnesota Association of Townships	334	10.4%	35
<b>Total for Entity</b>	<b>\$334</b>		<b>\$35</b>
<b>Gillford Township (Wabasha)</b>			
Minnesota Association of Townships	513	10.4%	53
<b>Total for Entity</b>	<b>\$513</b>		<b>\$53</b>
<b>Gilmanton Township (Benton)</b>			
Minnesota Association of Townships	624	10.4%	65
<b>Total for Entity</b>	<b>\$624</b>		<b>\$65</b>
<b>Girard Township (Otter Tail)</b>			
Minnesota Association of Townships	573	10.4%	60
<b>Total for Entity</b>	<b>\$573</b>		<b>\$60</b>
<b>Glasgow Township (Wabasha)</b>			
Minnesota Association of Townships	422	10.4%	44
<b>Total for Entity</b>	<b>\$422</b>		<b>\$44</b>
<b>Glen Township (Aitkin)</b>			
Minnesota Association of Townships	476	10.4%	50
<b>Total for Entity</b>	<b>\$476</b>		<b>\$50</b>
<b>Glencoe Township (McLeod)</b>			
Minnesota Association of Townships	490	10.4%	51
<b>Total for Entity</b>	<b>\$490</b>		<b>\$51</b>
<b>Glendorado Township (Benton)</b>			
Minnesota Association of Townships	582	10.4%	61
<b>Total for Entity</b>	<b>\$582</b>		<b>\$61</b>
<b>Glenwood Township (Pope)</b>			
Minnesota Association of Townships	750	10.4%	78
<b>Total for Entity</b>	<b>\$750</b>		<b>\$78</b>
<b>Glyndon Township (Clay)</b>			
Minnesota Association of Townships	426	10.4%	44
<b>Total for Entity</b>	<b>\$426</b>		<b>\$44</b>

**Table 5**  
**2019 Lobbying Expenditures Paid With Association Dues**  
**Listed by Entity**

Name of Entity (County) Association Name	Total Local Government Dues	Proportion of Dues Used for Lobbying	Total Dues Used for Lobbying
<b>Gnesen Township (Saint Louis)</b>			
Minnesota Association of Townships	969	10.4%	101
<b>Total for Entity</b>	<b>\$969</b>		<b>\$101</b>
<b>Godfrey Township (Polk)</b>			
Minnesota Association of Townships	440	10.4%	46
<b>Total for Entity</b>	<b>\$440</b>		<b>\$46</b>
<b>Golden Valley Township (Roseau)</b>			
Minnesota Association of Townships	326	10.4%	34
<b>Total for Entity</b>	<b>\$326</b>		<b>\$34</b>
<b>Good Hope Township (Itasca)</b>			
Minnesota Association of Townships	301	10.4%	31
<b>Total for Entity</b>	<b>\$301</b>		<b>\$31</b>
<b>Good Hope Township (Norman)</b>			
Minnesota Association of Townships	283	10.4%	29
<b>Total for Entity</b>	<b>\$283</b>		<b>\$29</b>
<b>Goodhue County</b>			
Association of Minnesota Counties	25,000	13.5%	3,375
Greater Minnesota Parks and Trails	300	68.3%	205
<b>Total for Entity</b>	<b>\$25,300</b>		<b>\$3,580</b>
<b>Goodhue County Soil and Water Conservation District</b>			
Minnesota Association of Soil and Water Conservation Districts	4,404	16.1%	709
<b>Total for Entity</b>	<b>\$4,404</b>		<b>\$709</b>
<b>Goodhue Township (Goodhue)</b>			
Minnesota Association of Townships	512	10.4%	53
<b>Total for Entity</b>	<b>\$512</b>		<b>\$53</b>
<b>Goodland Township (Itasca)</b>			
Minnesota Association of Townships	485	10.4%	50
<b>Total for Entity</b>	<b>\$485</b>		<b>\$50</b>
<b>Goodridge Township (Pennington)</b>			
Minnesota Association of Townships	294	10.4%	31
<b>Total for Entity</b>	<b>\$294</b>		<b>\$31</b>



**Table 5**  
**2019 Lobbying Expenditures Paid With Association Dues**  
**Listed by Entity**

Name of Entity (County) Association Name	Total Local Government Dues	Proportion of Dues Used for Lobbying	Total Dues Used for Lobbying
<b>Goose Prairie Township (Clay)</b>			
Minnesota Association of Townships	324	10.4%	34
<b>Total for Entity</b>	<b>\$324</b>		<b>\$34</b>
<b>Gordon Township (Todd)</b>			
Minnesota Association of Townships	554	10.4%	58
<b>Total for Entity</b>	<b>\$554</b>		<b>\$58</b>
<b>Gorman Township (Otter Tail)</b>			
Minnesota Association of Townships	490	10.4%	51
<b>Total for Entity</b>	<b>\$490</b>		<b>\$51</b>
<b>Gorton Township (Grant)</b>			
Minnesota Association of Townships	287	10.4%	30
<b>Total for Entity</b>	<b>\$287</b>		<b>\$30</b>
<b>Gould Township (Cass)</b>			
Minnesota Association of Townships	340	10.4%	35
<b>Total for Entity</b>	<b>\$340</b>		<b>\$35</b>
<b>Grace Township (Chippewa)</b>			
Minnesota Association of Townships	301	10.4%	31
<b>Total for Entity</b>	<b>\$301</b>		<b>\$31</b>
<b>Graceville Township (Big Stone)</b>			
Minnesota Association of Townships	327	10.4%	34
<b>Total for Entity</b>	<b>\$327</b>		<b>\$34</b>
<b>Grafton Township (Sibley)</b>			
Minnesota Association of Townships	339	10.4%	35
<b>Total for Entity</b>	<b>\$339</b>		<b>\$35</b>
<b>Graham Lakes Township (Nobles)</b>			
Minnesota Association of Townships	343	10.4%	36
<b>Total for Entity</b>	<b>\$343</b>		<b>\$36</b>
<b>Graham Township (Benton)</b>			
Minnesota Association of Townships	535	10.4%	56
<b>Total for Entity</b>	<b>\$535</b>		<b>\$56</b>

**Table 5**  
**2019 Lobbying Expenditures Paid With Association Dues**  
**Listed by Entity**

Name of Entity (County) Association Name	Total Local Government Dues	Proportion of Dues Used for Lobbying	Total Dues Used for Lobbying
<b>Granby Township (Nicollet)</b>			
Minnesota Association of Townships	345	10.4%	36
<b>Total for Entity</b>	<b>\$345</b>		<b>\$36</b>
<b>Grand Forks Township (Polk)</b>			
Minnesota Association of Townships	325	10.4%	34
<b>Total for Entity</b>	<b>\$325</b>		<b>\$34</b>
<b>Grand Lake Township (Saint Louis)</b>			
Minnesota Association of Townships	1,278	10.4%	133
<b>Total for Entity</b>	<b>\$1,278</b>		<b>\$133</b>
<b>Grand Meadow Township (Mower)</b>			
Minnesota Association of Townships	434	10.4%	45
<b>Total for Entity</b>	<b>\$434</b>		<b>\$45</b>
<b>Grand Plain Township (Marshall)</b>			
Minnesota Association of Townships	287	10.4%	30
<b>Total for Entity</b>	<b>\$287</b>		<b>\$30</b>
<b>Grand Prairie Township (Nobles)</b>			
Minnesota Association of Townships	335	10.4%	35
<b>Total for Entity</b>	<b>\$335</b>		<b>\$35</b>
<b>Grandview Township (Lyon)</b>			
Minnesota Association of Townships	435	10.4%	45
<b>Total for Entity</b>	<b>\$435</b>		<b>\$45</b>
<b>Grange Township (Pipestone)</b>			
Minnesota Association of Townships	329	10.4%	34
<b>Total for Entity</b>	<b>\$329</b>		<b>\$34</b>
<b>Granite Falls Township (Chippewa)</b>			
Minnesota Association of Townships	349	10.4%	36
<b>Total for Entity</b>	<b>\$349</b>		<b>\$36</b>
<b>Granite Ledge Township (Benton)</b>			
Minnesota Association of Townships	581	10.4%	60
<b>Total for Entity</b>	<b>\$581</b>		<b>\$60</b>

**Table 5**  
**2019 Lobbying Expenditures Paid With Association Dues**  
**Listed by Entity**

Name of Entity (County) Association Name	Total Local Government Dues	Proportion of Dues Used for Lobbying	Total Dues Used for Lobbying
<b>Granite Rock Township (Redwood)</b>			
Minnesota Association of Townships	339	10.4%	35
<b>Total for Entity</b>	<b>\$339</b>		<b>\$35</b>
<b>Granite Township (Morrison)</b>			
Minnesota Association of Townships	496	10.4%	52
<b>Total for Entity</b>	<b>\$496</b>		<b>\$52</b>
<b>Grant County</b>			
Association of Minnesota Counties	8,168	13.5%	1,103
Minnesota Rural Counties Caucus	2,200	41.0%	902
<b>Total for Entity</b>	<b>\$10,368</b>		<b>\$2,005</b>
<b>Grant Soil and Water Conservation District</b>			
Minnesota Association of Soil and Water Conservation Districts	2,625	16.1%	423
<b>Total for Entity</b>	<b>\$2,625</b>		<b>\$423</b>
<b>Grant Valley Township (Beltrami)</b>			
Minnesota Association of Townships	1,092	10.4%	114
<b>Total for Entity</b>	<b>\$1,092</b>		<b>\$114</b>
<b>Granville Township (Kittson)</b>			
Minnesota Association of Townships	294	10.4%	31
<b>Total for Entity</b>	<b>\$294</b>		<b>\$31</b>
<b>Grass Lake Township (Kanabec)</b>			
Minnesota Association of Townships	734	10.4%	76
<b>Total for Entity</b>	<b>\$734</b>		<b>\$76</b>
<b>Grattan Township (Itasca)</b>			
Minnesota Association of Townships	283	10.4%	29
<b>Total for Entity</b>	<b>\$283</b>		<b>\$29</b>
<b>Gray Township (Pipestone)</b>			
Minnesota Association of Townships	337	10.4%	35
<b>Total for Entity</b>	<b>\$337</b>		<b>\$35</b>
<b>Great Bend Township (Cottonwood)</b>			
Minnesota Association of Townships	428	10.4%	45
<b>Total for Entity</b>	<b>\$428</b>		<b>\$45</b>

**Table 5**  
**2019 Lobbying Expenditures Paid With Association Dues**  
**Listed by Entity**

Name of Entity (County) Association Name	Total Local Government Dues	Proportion of Dues Used for Lobbying	Total Dues Used for Lobbying
<b>Great Scott Township (Saint Louis)</b>			
Minnesota Association of Townships	463	10.4%	48
Range Association of Municipalities and Schools	350	72.3%	253
<b>Total for Entity</b>	<b>\$813</b>		<b>\$301</b>
<b>Green Isle Township (Sibley)</b>			
Minnesota Association of Townships	497	10.4%	52
<b>Total for Entity</b>	<b>\$497</b>		<b>\$52</b>
<b>Green Lake Township (Kandiyohi)</b>			
Minnesota Association of Townships	916	10.4%	95
<b>Total for Entity</b>	<b>\$916</b>		<b>\$95</b>
<b>Green Meadow Township (Norman)</b>			
Minnesota Association of Townships	301	10.4%	31
<b>Total for Entity</b>	<b>\$301</b>		<b>\$31</b>
<b>Green Prairie Township (Morrison)</b>			
Minnesota Association of Townships	571	10.4%	59
<b>Total for Entity</b>	<b>\$571</b>		<b>\$59</b>
<b>Green Valley Township (Becker)</b>			
Minnesota Association of Townships	467	10.4%	49
<b>Total for Entity</b>	<b>\$467</b>		<b>\$49</b>
<b>Greenbush Township (Mille Lacs)</b>			
Minnesota Association of Townships	823	10.4%	86
<b>Total for Entity</b>	<b>\$823</b>		<b>\$86</b>
<b>Greenfield Township (Wabasha)</b>			
Minnesota Association of Townships	827	10.4%	86
<b>Total for Entity</b>	<b>\$827</b>		<b>\$86</b>
<b>Greenleaf Township (Meeker)</b>			
Minnesota Association of Townships	552	10.4%	57
<b>Total for Entity</b>	<b>\$552</b>		<b>\$57</b>
<b>Greenvale Township (Dakota)</b>			
Minnesota Association of Townships	593	10.4%	62
<b>Total for Entity</b>	<b>\$593</b>		<b>\$62</b>

**Table 5**  
**2019 Lobbying Expenditures Paid With Association Dues**  
**Listed by Entity**

Name of Entity (County) Association Name	Total Local Government Dues	Proportion of Dues Used for Lobbying	Total Dues Used for Lobbying
<b>Greenway Township (Itasca)</b>			
League of Minnesota Cities	1,039	10.6%	110
Minnesota Association of Townships	609	10.4%	63
<b>Total for Entity</b>	<b>\$1,648</b>		<b>\$173</b>
<b>Greenwood Township (Clearwater)</b>			
Minnesota Association of Townships	298	10.4%	31
<b>Total for Entity</b>	<b>\$298</b>		<b>\$31</b>
<b>Greenwood Township (Saint Louis)</b>			
Minnesota Association of Townships	628	10.4%	65
<b>Total for Entity</b>	<b>\$628</b>		<b>\$65</b>
<b>Gregory Township (Mahnommen)</b>			
Minnesota Association of Townships	293	10.4%	30
<b>Total for Entity</b>	<b>\$293</b>		<b>\$30</b>
<b>Grey Cloud Island Township (Washington)</b>			
Minnesota Association of Townships	436	10.4%	45
<b>Total for Entity</b>	<b>\$436</b>		<b>\$45</b>
<b>Grey Eagle Township (Todd)</b>			
Minnesota Association of Townships	537	10.4%	56
<b>Total for Entity</b>	<b>\$537</b>		<b>\$56</b>
<b>Grimstad Township (Roseau)</b>			
Minnesota Association of Townships	316	10.4%	33
<b>Total for Entity</b>	<b>\$316</b>		<b>\$33</b>
<b>Grove Lake Township (Pope)</b>			
Minnesota Association of Townships	427	10.4%	44
<b>Total for Entity</b>	<b>\$427</b>		<b>\$44</b>
<b>Grove Park-Tilden Township (Polk)</b>			
Minnesota Association of Townships	425	10.4%	44
<b>Total for Entity</b>	<b>\$425</b>		<b>\$44</b>
<b>Grove Township (Stearns)</b>			
Minnesota Association of Townships	497	10.4%	52
<b>Total for Entity</b>	<b>\$497</b>		<b>\$52</b>

**Table 5**  
**2019 Lobbying Expenditures Paid With Association Dues**  
**Listed by Entity**

Name of Entity (County) Association Name	Total Local Government Dues	Proportion of Dues Used for Lobbying	Total Dues Used for Lobbying
<b>Gully Township (Polk)</b>			
Minnesota Association of Townships	310	10.4%	32
<b>Total for Entity</b>	<b>\$310</b>		<b>\$32</b>
<b>Guthrie Township (Hubbard)</b>			
Minnesota Association of Townships	520	10.4%	54
<b>Total for Entity</b>	<b>\$520</b>		<b>\$54</b>
<b>Hagali Township (Beltrami)</b>			
Minnesota Association of Townships	465	10.4%	48
<b>Total for Entity</b>	<b>\$465</b>		<b>\$48</b>
<b>Hagen Township (Clay)</b>			
Minnesota Association of Townships	317	10.4%	33
<b>Total for Entity</b>	<b>\$317</b>		<b>\$33</b>
<b>Halden Township (Saint Louis)</b>			
Minnesota Association of Townships	306	10.4%	32
<b>Total for Entity</b>	<b>\$306</b>		<b>\$32</b>
<b>Hale Township (McLeod)</b>			
Minnesota Association of Townships	632	10.4%	66
<b>Total for Entity</b>	<b>\$632</b>		<b>\$66</b>
<b>Hallock Township (Kittson)</b>			
Minnesota Association of Townships	301	10.4%	31
<b>Total for Entity</b>	<b>\$301</b>		<b>\$31</b>
<b>Halstad Township (Norman)</b>			
Minnesota Association of Townships	300	10.4%	31
<b>Total for Entity</b>	<b>\$300</b>		<b>\$31</b>
<b>Hamden Township (Becker)</b>			
Minnesota Association of Townships	334	10.4%	35
<b>Total for Entity</b>	<b>\$334</b>		<b>\$35</b>
<b>Hamlin Township (Lac qui Parle)</b>			
Minnesota Association of Townships	320	10.4%	33
<b>Total for Entity</b>	<b>\$320</b>		<b>\$33</b>

**Table 5**  
**2019 Lobbying Expenditures Paid With Association Dues**  
**Listed by Entity**

Name of Entity (County) Association Name	Total Local Government Dues	Proportion of Dues Used for Lobbying	Total Dues Used for Lobbying
<b>Hammer Township (Yellow Medicine)</b>			
Minnesota Association of Townships	325	10.4%	34
<b>Total for Entity</b>	<b>\$325</b>		<b>\$34</b>
<b>Hammond Township (Polk)</b>			
Minnesota Association of Townships	285	10.4%	30
<b>Total for Entity</b>	<b>\$285</b>		<b>\$30</b>
<b>Hampden Township (Kittson)</b>			
Minnesota Association of Townships	282	10.4%	29
<b>Total for Entity</b>	<b>\$282</b>		<b>\$29</b>
<b>Hampton Township (Dakota)</b>			
Minnesota Association of Townships	630	10.4%	66
<b>Total for Entity</b>	<b>\$630</b>		<b>\$66</b>
<b>Hamre Township (Beltrami)</b>			
Minnesota Association of Townships	274	10.4%	28
<b>Total for Entity</b>	<b>\$274</b>		<b>\$28</b>
<b>Hancock Township (Carver)</b>			
Minnesota Association of Townships	442	10.4%	46
<b>Total for Entity</b>	<b>\$442</b>		<b>\$46</b>
<b>Hangaard Township (Clearwater)</b>			
Minnesota Association of Townships	272	10.4%	28
<b>Total for Entity</b>	<b>\$272</b>		<b>\$28</b>
<b>Hansonville Township (Lincoln)</b>			
Minnesota Association of Townships	297	10.4%	31
<b>Total for Entity</b>	<b>\$297</b>		<b>\$31</b>
<b>Hantho Township (Lac qui Parle)</b>			
Minnesota Association of Townships	299	10.4%	31
<b>Total for Entity</b>	<b>\$299</b>		<b>\$31</b>
<b>Harmony Township (Fillmore)</b>			
Minnesota Association of Townships	464	10.4%	48
<b>Total for Entity</b>	<b>\$464</b>		<b>\$48</b>

**Table 5**  
**2019 Lobbying Expenditures Paid With Association Dues**  
**Listed by Entity**

Name of Entity (County) Association Name	Total Local Government Dues	Proportion of Dues Used for Lobbying	Total Dues Used for Lobbying
<b>Harris Township (Itasca)</b>			
Minnesota Association of Townships	1,454	10.4%	151
<b>Total for Entity</b>	<b>\$1,454</b>		<b>\$151</b>
<b>Harrison Township (Kandiyohi)</b>			
Minnesota Association of Townships	525	10.4%	55
<b>Total for Entity</b>	<b>\$525</b>		<b>\$55</b>
<b>Hart Lake Township (Hubbard)</b>			
Minnesota Association of Townships	500	10.4%	52
<b>Total for Entity</b>	<b>\$500</b>		<b>\$52</b>
<b>Hart Township (Winona)</b>			
Minnesota Association of Townships	447	10.4%	46
<b>Total for Entity</b>	<b>\$447</b>		<b>\$46</b>
<b>Hartford Township (Todd)</b>			
Minnesota Association of Townships	545	10.4%	57
<b>Total for Entity</b>	<b>\$545</b>		<b>\$57</b>
<b>Hartland Township (Freeborn)</b>			
Minnesota Association of Townships	343	10.4%	36
<b>Total for Entity</b>	<b>\$343</b>		<b>\$36</b>
<b>Harvey Township (Meeker)</b>			
Minnesota Association of Townships	461	10.4%	48
<b>Total for Entity</b>	<b>\$461</b>		<b>\$48</b>
<b>Hassan Valley Township (McLeod)</b>			
Minnesota Association of Townships	549	10.4%	57
<b>Total for Entity</b>	<b>\$549</b>		<b>\$57</b>
<b>Haugen Township (Aitkin)</b>			
Minnesota Association of Townships	327	10.4%	34
<b>Total for Entity</b>	<b>\$327</b>		<b>\$34</b>
<b>Havana Township (Steele)</b>			
Minnesota Association of Townships	519	10.4%	54
<b>Total for Entity</b>	<b>\$519</b>		<b>\$54</b>



**Table 5**  
**2019 Lobbying Expenditures Paid With Association Dues**  
**Listed by Entity**

Name of Entity (County) Association Name	Total Local Government Dues	Proportion of Dues Used for Lobbying	Total Dues Used for Lobbying
<b>Havelock Township (Chippewa)</b>			
Minnesota Association of Townships	324	10.4%	34
<b>Total for Entity</b>	<b>\$324</b>		<b>\$34</b>
<b>Haven Township (Sherburne)</b>			
Minnesota Association of Townships	1,068	10.4%	111
<b>Total for Entity</b>	<b>\$1,068</b>		<b>\$111</b>
<b>Haverhill Township (Olmsted)</b>			
Minnesota Association of Townships	890	10.4%	93
<b>Total for Entity</b>	<b>\$890</b>		<b>\$93</b>
<b>Hawk Creek Township (Renville)</b>			
Minnesota Association of Townships	328	10.4%	34
<b>Total for Entity</b>	<b>\$328</b>		<b>\$34</b>
<b>Hawley Township (Clay)</b>			
Minnesota Association of Townships	497	10.4%	52
<b>Total for Entity</b>	<b>\$497</b>		<b>\$52</b>
<b>Hay Brook Township (Kanabec)</b>			
Minnesota Association of Townships	347	10.4%	36
<b>Total for Entity</b>	<b>\$347</b>		<b>\$36</b>
<b>Hay Creek Township (Goodhue)</b>			
Minnesota Association of Townships	623	10.4%	65
<b>Total for Entity</b>	<b>\$623</b>		<b>\$65</b>
<b>Hayes Township (Swift)</b>			
Minnesota Association of Townships	331	10.4%	34
<b>Total for Entity</b>	<b>\$331</b>		<b>\$34</b>
<b>Hayfield Township (Dodge)</b>			
Minnesota Association of Townships	492	10.4%	51
<b>Total for Entity</b>	<b>\$492</b>		<b>\$51</b>
<b>Hayland Township (Mille Lacs)</b>			
Minnesota Association of Townships	507	10.4%	53
<b>Total for Entity</b>	<b>\$507</b>		<b>\$53</b>

**Table 5**  
**2019 Lobbying Expenditures Paid With Association Dues**  
**Listed by Entity**

Name of Entity (County) Association Name	Total Local Government Dues	Proportion of Dues Used for Lobbying	Total Dues Used for Lobbying
<b>Hayward Township (Freeborn)</b>			
Minnesota Association of Townships	449	10.4%	47
<b>Total for Entity</b>	<b>\$449</b>		<b>\$47</b>
<b>Hazel Run Township (Yellow Medicine)</b>			
Minnesota Association of Townships	330	10.4%	34
<b>Total for Entity</b>	<b>\$330</b>		<b>\$34</b>
<b>Hazelton Township (Aitkin)</b>			
Minnesota Association of Townships	625	10.4%	65
<b>Total for Entity</b>	<b>\$625</b>		<b>\$65</b>
<b>Hazelton Township (Kittson)</b>			
Minnesota Association of Townships	301	10.4%	31
<b>Total for Entity</b>	<b>\$301</b>		<b>\$31</b>
<b>Headwaters Regional Development Commission</b>			
Greater Minnesota Partnership	1,000	60.9%	609
League of Minnesota Cities	1,954	10.6%	207
<b>Total for Entity</b>	<b>\$2,954</b>		<b>\$816</b>
<b>Hector Township (Renville)</b>			
Minnesota Association of Townships	340	10.4%	35
<b>Total for Entity</b>	<b>\$340</b>		<b>\$35</b>
<b>Hegbert Township (Swift)</b>			
Minnesota Association of Townships	298	10.4%	31
<b>Total for Entity</b>	<b>\$298</b>		<b>\$31</b>
<b>Hegne Township (Norman)</b>			
Minnesota Association of Townships	282	10.4%	29
<b>Total for Entity</b>	<b>\$282</b>		<b>\$29</b>
<b>Heier Township (Mahnomon)</b>			
Minnesota Association of Townships	314	10.4%	33
<b>Total for Entity</b>	<b>\$314</b>		<b>\$33</b>
<b>Height of Land Township (Becker)</b>			
Minnesota Association of Townships	564	10.4%	59
<b>Total for Entity</b>	<b>\$564</b>		<b>\$59</b>

**Table 5**  
**2019 Lobbying Expenditures Paid With Association Dues**  
**Listed by Entity**

Name of Entity (County) Association Name	Total Local Government Dues	Proportion of Dues Used for Lobbying	Total Dues Used for Lobbying
<b>Helen Township (McLeod)</b>			
Minnesota Association of Townships	602	10.4%	63
<b>Total for Entity</b>	<b>\$602</b>		<b>\$63</b>
<b>Helena Township (Scott)</b>			
Minnesota Association of Townships	1,008	10.4%	105
<b>Total for Entity</b>	<b>\$1,008</b>		<b>\$105</b>
<b>Helga Township (Hubbard)</b>			
Minnesota Association of Townships	886	10.4%	92
<b>Total for Entity</b>	<b>\$886</b>		<b>\$92</b>
<b>Helgeland Township (Polk)</b>			
Minnesota Association of Townships	289	10.4%	30
<b>Total for Entity</b>	<b>\$289</b>		<b>\$30</b>
<b>Henderson Township (Sibley)</b>			
Minnesota Association of Townships	574	10.4%	60
<b>Total for Entity</b>	<b>\$574</b>		<b>\$60</b>
<b>Hendricks Township (Lincoln)</b>			
Minnesota Association of Townships	331	10.4%	34
<b>Total for Entity</b>	<b>\$331</b>		<b>\$34</b>
<b>Hendrickson Township (Hubbard)</b>			
Minnesota Association of Townships	441	10.4%	46
<b>Total for Entity</b>	<b>\$441</b>		<b>\$46</b>
<b>Hendrum Township (Norman)</b>			
Minnesota Association of Townships	298	10.4%	31
<b>Total for Entity</b>	<b>\$298</b>		<b>\$31</b>
<b>Hennepin County</b>			
Association of Minnesota Counties	109,858	13.5%	14,831
Minnesota Association of Soil and Water Conservation Districts	4,848	16.1%	781
<b>Total for Entity</b>	<b>\$114,706</b>		<b>\$15,612</b>
<b>Henning Township (Otter Tail)</b>			
Minnesota Association of Townships	457	10.4%	48
<b>Total for Entity</b>	<b>\$457</b>		<b>\$48</b>

**Table 5**  
**2019 Lobbying Expenditures Paid With Association Dues**  
**Listed by Entity**

Name of Entity (County) Association Name	Total Local Government Dues	Proportion of Dues Used for Lobbying	Total Dues Used for Lobbying
<b>Henrietta Township (Hubbard)</b>			
Minnesota Association of Townships	912	10.4%	95
<b>Total for Entity</b>	<b>\$912</b>		<b>\$95</b>
<b>Henryville Township (Renville)</b>			
Minnesota Association of Townships	326	10.4%	34
<b>Total for Entity</b>	<b>\$326</b>		<b>\$34</b>
<b>Hereim Township (Roseau)</b>			
Minnesota Association of Townships	340	10.4%	35
<b>Total for Entity</b>	<b>\$340</b>		<b>\$35</b>
<b>Heron Lake Township (Jackson)</b>			
Minnesota Association of Townships	426	10.4%	44
<b>Total for Entity</b>	<b>\$426</b>		<b>\$44</b>
<b>Heron Lake Watershed District</b>			
Minnesota Association of Watershed Districts	5,931	37.6%	2,230
<b>Total for Entity</b>	<b>\$5,931</b>		<b>\$2,230</b>
<b>Hersey Township (Nobles)</b>			
Minnesota Association of Townships	337	10.4%	35
<b>Total for Entity</b>	<b>\$337</b>		<b>\$35</b>
<b>Hickory Township (Pennington)</b>			
Minnesota Association of Townships	292	10.4%	30
<b>Total for Entity</b>	<b>\$292</b>		<b>\$30</b>
<b>Higdem Township (Polk)</b>			
Minnesota Association of Townships	295	10.4%	31
<b>Total for Entity</b>	<b>\$295</b>		<b>\$31</b>
<b>High Forest Township (Olmsted)</b>			
Minnesota Association of Townships	734	10.4%	76
<b>Total for Entity</b>	<b>\$734</b>		<b>\$76</b>
<b>High Island Creek Watershed District</b>			
Minnesota Association of Watershed Districts	2,727	37.6%	1,025
<b>Total for Entity</b>	<b>\$2,727</b>		<b>\$1,025</b>

**Table 5**  
**2019 Lobbying Expenditures Paid With Association Dues**  
**Listed by Entity**

Name of Entity (County) Association Name	Total Local Government Dues	Proportion of Dues Used for Lobbying	Total Dues Used for Lobbying
<b>Highland Grove Township (Clay)</b>			
Minnesota Association of Townships	437	10.4%	45
<b>Total for Entity</b>	<b>\$437</b>		<b>\$45</b>
<b>Highland Township (Wabasha)</b>			
Minnesota Association of Townships	480	10.4%	50
<b>Total for Entity</b>	<b>\$480</b>		<b>\$50</b>
<b>Highlanding Township (Pennington)</b>			
Minnesota Association of Townships	332	10.4%	35
<b>Total for Entity</b>	<b>\$332</b>		<b>\$35</b>
<b>Highwater Township (Cottonwood)</b>			
Minnesota Association of Townships	319	10.4%	33
<b>Total for Entity</b>	<b>\$319</b>		<b>\$33</b>
<b>Hill Lake Township (Aitkin)</b>			
Minnesota Association of Townships	477	10.4%	50
<b>Total for Entity</b>	<b>\$477</b>		<b>\$50</b>
<b>Hill River Township (Polk)</b>			
Minnesota Association of Townships	321	10.4%	33
<b>Total for Entity</b>	<b>\$321</b>		<b>\$33</b>
<b>Hill Township (Kittson)</b>			
Minnesota Association of Townships	275	10.4%	29
<b>Total for Entity</b>	<b>\$275</b>		<b>\$29</b>
<b>Hillman Township (Kanabec)</b>			
Minnesota Association of Townships	479	10.4%	50
<b>Total for Entity</b>	<b>\$479</b>		<b>\$50</b>
<b>Hillman Township (Morrison)</b>			
Minnesota Association of Townships	333	10.4%	35
<b>Total for Entity</b>	<b>\$333</b>		<b>\$35</b>
<b>Hillsdale Township (Winona)</b>			
Minnesota Association of Townships	623	10.4%	65
<b>Total for Entity</b>	<b>\$623</b>		<b>\$65</b>

**Table 5**  
**2019 Lobbying Expenditures Paid With Association Dues**  
**Listed by Entity**

Name of Entity (County) Association Name	Total Local Government Dues	Proportion of Dues Used for Lobbying	Total Dues Used for Lobbying
<b>Hinckley Township (Pine)</b>			
Minnesota Association of Townships	592	10.4%	62
<b>Total for Entity</b>	<b>\$592</b>		<b>\$62</b>
<b>Hines Township (Beltrami)</b>			
Minnesota Association of Townships	552	10.4%	57
<b>Total for Entity</b>	<b>\$552</b>		<b>\$57</b>
<b>Hiram Township (Cass)</b>			
Minnesota Association of Townships	443	10.4%	46
<b>Total for Entity</b>	<b>\$443</b>		<b>\$46</b>
<b>Hobart Township (Otter Tail)</b>			
Minnesota Association of Townships	597	10.4%	62
<b>Total for Entity</b>	<b>\$597</b>		<b>\$62</b>
<b>Hodges Township (Stevens)</b>			
Minnesota Association of Townships	433	10.4%	45
<b>Total for Entity</b>	<b>\$433</b>		<b>\$45</b>
<b>Hoff Township (Pope)</b>			
Minnesota Association of Townships	317	10.4%	33
<b>Total for Entity</b>	<b>\$317</b>		<b>\$33</b>
<b>Hokah Township (Houston)</b>			
Minnesota Association of Townships	490	10.4%	51
<b>Total for Entity</b>	<b>\$490</b>		<b>\$51</b>
<b>Holden Township (Goodhue)</b>			
Minnesota Association of Townships	484	10.4%	50
<b>Total for Entity</b>	<b>\$484</b>		<b>\$50</b>
<b>Holding Township (Stearns)</b>			
Minnesota Association of Townships	782	10.4%	81
<b>Total for Entity</b>	<b>\$782</b>		<b>\$81</b>
<b>Holland Township (Kandiyohi)</b>			
Minnesota Association of Townships	449	10.4%	47
<b>Total for Entity</b>	<b>\$449</b>		<b>\$47</b>

**Table 5**  
**2019 Lobbying Expenditures Paid With Association Dues**  
**Listed by Entity**

Name of Entity (County) Association Name	Total Local Government Dues	Proportion of Dues Used for Lobbying	Total Dues Used for Lobbying
<b>Holly Township (Murray)</b>			
Minnesota Association of Townships	306	10.4%	32
<b>Total for Entity</b>	<b>\$306</b>		<b>\$32</b>
<b>Hollywood Township (Carver)</b>			
Minnesota Association of Townships	736	10.4%	77
<b>Total for Entity</b>	<b>\$736</b>		<b>\$77</b>
<b>Holmes City Township (Douglas)</b>			
Minnesota Association of Townships	606	10.4%	63
<b>Total for Entity</b>	<b>\$606</b>		<b>\$63</b>
<b>Holmesville Township (Becker)</b>			
Minnesota Association of Townships	511	10.4%	53
<b>Total for Entity</b>	<b>\$511</b>		<b>\$53</b>
<b>Holst Township (Clearwater)</b>			
Minnesota Association of Townships	464	10.4%	48
<b>Total for Entity</b>	<b>\$464</b>		<b>\$48</b>
<b>Holt Township (Fillmore)</b>			
Minnesota Association of Townships	423	10.4%	44
<b>Total for Entity</b>	<b>\$423</b>		<b>\$44</b>
<b>Holt Township (Marshall)</b>			
Minnesota Association of Townships	309	10.4%	32
<b>Total for Entity</b>	<b>\$309</b>		<b>\$32</b>
<b>Holy Cross Township (Clay)</b>			
Minnesota Association of Townships	313	10.4%	33
<b>Total for Entity</b>	<b>\$313</b>		<b>\$33</b>
<b>Holyoke Township (Carlton)</b>			
Minnesota Association of Townships	327	10.4%	34
<b>Total for Entity</b>	<b>\$327</b>		<b>\$34</b>
<b>Home Brook Township (Cass)</b>			
Minnesota Association of Townships	429	10.4%	45
<b>Total for Entity</b>	<b>\$429</b>		<b>\$45</b>

**Table 5**  
**2019 Lobbying Expenditures Paid With Association Dues**  
**Listed by Entity**

Name of Entity (County) Association Name	Total Local Government Dues	Proportion of Dues Used for Lobbying	Total Dues Used for Lobbying
<b>Home Lake Township (Norman)</b>			
Minnesota Association of Townships	313	10.4%	33
<b>Total for Entity</b>	<b>\$313</b>		<b>\$33</b>
<b>Home Township (Brown)</b>			
Minnesota Association of Townships	499	10.4%	52
<b>Total for Entity</b>	<b>\$499</b>		<b>\$52</b>
<b>Homer Township (Winona)</b>			
Minnesota Association of Townships	834	10.4%	87
<b>Total for Entity</b>	<b>\$834</b>		<b>\$87</b>
<b>Homestead Township (Otter Tail)</b>			
Minnesota Association of Townships	454	10.4%	47
<b>Total for Entity</b>	<b>\$454</b>		<b>\$47</b>
<b>Honner Township (Redwood)</b>			
Minnesota Association of Townships	295	10.4%	31
<b>Total for Entity</b>	<b>\$295</b>		<b>\$31</b>
<b>Hope Township (Lincoln)</b>			
Minnesota Association of Townships	427	10.4%	44
<b>Total for Entity</b>	<b>\$427</b>		<b>\$44</b>
<b>Hornet Township (Beltrami)</b>			
Minnesota Association of Townships	345	10.4%	36
<b>Total for Entity</b>	<b>\$345</b>		<b>\$36</b>
<b>Horton Township (Stevens)</b>			
Minnesota Association of Townships	323	10.4%	34
<b>Total for Entity</b>	<b>\$323</b>		<b>\$34</b>
<b>Houston County</b>			
Association of Minnesota Counties	13,559	13.5%	1,830
<b>Total for Entity</b>	<b>\$13,559</b>		<b>\$1,830</b>
<b>Houston Township (Houston)</b>			
Minnesota Association of Townships	455	10.4%	47
<b>Total for Entity</b>	<b>\$455</b>		<b>\$47</b>



**Table 5**  
**2019 Lobbying Expenditures Paid With Association Dues**  
**Listed by Entity**

Name of Entity (County) Association Name	Total Local Government Dues	Proportion of Dues Used for Lobbying	Total Dues Used for Lobbying
<b>Hubbard County</b>			
Association of Minnesota Counties	15,167	13.5%	2,048
<b>Total for Entity</b>	<b>\$15,167</b>		<b>\$2,048</b>
<b>Hubbard County Soil and Water Conservation District</b>			
Minnesota Association of Soil and Water Conservation Districts	3,377	16.1%	544
<b>Total for Entity</b>	<b>\$3,377</b>		<b>\$544</b>
<b>Hubbard Township (Hubbard)</b>			
Minnesota Association of Townships	593	10.4%	62
<b>Total for Entity</b>	<b>\$593</b>		<b>\$62</b>
<b>Hubbard Township (Polk)</b>			
Minnesota Association of Townships	293	10.4%	30
<b>Total for Entity</b>	<b>\$293</b>		<b>\$30</b>
<b>Hudson Township (Douglas)</b>			
Minnesota Association of Townships	635	10.4%	66
<b>Total for Entity</b>	<b>\$635</b>		<b>\$66</b>
<b>Humboldt Township (Clay)</b>			
Minnesota Association of Townships	430	10.4%	45
<b>Total for Entity</b>	<b>\$430</b>		<b>\$45</b>
<b>Hunter Township (Jackson)</b>			
Minnesota Association of Townships	333	10.4%	35
<b>Total for Entity</b>	<b>\$333</b>		<b>\$35</b>
<b>Huntersville Township (Wadena)</b>			
Minnesota Association of Townships	308	10.4%	32
<b>Total for Entity</b>	<b>\$308</b>		<b>\$32</b>
<b>Huntly Township (Marshall)</b>			
Minnesota Association of Townships	299	10.4%	31
<b>Total for Entity</b>	<b>\$299</b>		<b>\$31</b>
<b>Huntsville Township (Polk)</b>			
Minnesota Association of Townships	485	10.4%	50
<b>Total for Entity</b>	<b>\$485</b>		<b>\$50</b>

**Table 5**  
**2019 Lobbying Expenditures Paid With Association Dues**  
**Listed by Entity**

Name of Entity (County) Association Name	Total Local Government Dues	Proportion of Dues Used for Lobbying	Total Dues Used for Lobbying
<b>Huss Township (Roseau)</b>			
Minnesota Association of Townships	307	10.4%	32
<b>Total for Entity</b>	<b>\$307</b>		<b>\$32</b>
<b>Hutchinson Township (McLeod)</b>			
Minnesota Association of Townships	796	10.4%	83
<b>Total for Entity</b>	<b>\$796</b>		<b>\$83</b>
<b>Hyde Park Township (Wabasha)</b>			
Minnesota Association of Townships	424	10.4%	44
<b>Total for Entity</b>	<b>\$424</b>		<b>\$44</b>
<b>I.S.D. # 1 - Aitkin</b>			
Minnesota Rural Education Association	2,354	45.1%	1,062
Minnesota School Boards Association	4,775	21.5%	1,027
Range Association of Municipalities and Schools	1,250	72.3%	904
<b>Total for Entity</b>	<b>\$8,379</b>		<b>\$2,993</b>
<b>I.S.D. # 100 - Wrenshall</b>			
Minnesota Rural Education Association	1,514	45.1%	683
Minnesota School Boards Association	3,000	21.5%	645
<b>Total for Entity</b>	<b>\$4,514</b>		<b>\$1,328</b>
<b>I.S.D. # 1000 - Perpich Center for Arts Education</b>			
Minnesota Rural Education Association	600	45.1%	271
<b>Total for Entity</b>	<b>\$600</b>		<b>\$271</b>
<b>I.S.D. # 108 - Norwood</b>			
Minnesota School Boards Association	4,437	21.5%	954
<b>Total for Entity</b>	<b>\$4,437</b>		<b>\$954</b>
<b>I.S.D. # 11 - Anoka-Hennepin</b>			
Association of Metropolitan School Districts, Inc.	11,925	73.1%	8,717
Minnesota School Boards Association	17,406	21.5%	3,742
Schools for Equity in Education	20,867	81.6%	17,027
<b>Total for Entity</b>	<b>\$50,198</b>		<b>\$29,486</b>

**Table 5**  
**2019 Lobbying Expenditures Paid With Association Dues**  
**Listed by Entity**

Name of Entity (County) Association Name	Total Local Government Dues	Proportion of Dues Used for Lobbying	Total Dues Used for Lobbying
<b>I.S.D. # 110 - Waconia</b>			
Minnesota School Boards Association	9,123	21.5%	1,961
Schools for Equity in Education	5,621	81.6%	4,587
<b>Total for Entity</b>	<b>\$14,744</b>		<b>\$6,548</b>
<b>I.S.D. # 111 - Watertown-Mayer</b>			
Minnesota Rural Education Association	2,500	45.1%	1,128
Minnesota School Boards Association	5,718	21.5%	1,229
<b>Total for Entity</b>	<b>\$8,218</b>		<b>\$2,357</b>
<b>I.S.D. # 112 - Eastern Carver County</b>			
Association of Metropolitan School Districts, Inc.	11,797	73.1%	8,624
Minnesota School Boards Association	14,350	21.5%	3,085
<b>Total for Entity</b>	<b>\$26,147</b>		<b>\$11,709</b>
<b>I.S.D. # 113 - Walker-Hackensack-Akeley</b>			
Minnesota Rural Education Association	1,865	45.1%	841
Minnesota School Boards Association	3,912	21.5%	841
<b>Total for Entity</b>	<b>\$5,777</b>		<b>\$1,682</b>
<b>I.S.D. # 115 - Cass Lake-Bena Schools</b>			
Minnesota Rural Education Association	2,375	45.1%	1,071
Minnesota School Boards Association	4,763	21.5%	1,024
<b>Total for Entity</b>	<b>\$7,138</b>		<b>\$2,095</b>
<b>I.S.D. # 116 - Pillager</b>			
Minnesota Rural Education Association	2,345	45.1%	1,058
Minnesota School Boards Association	4,626	21.5%	995
<b>Total for Entity</b>	<b>\$6,971</b>		<b>\$2,053</b>
<b>I.S.D. # 118 - Northland Community Schools</b>			
Minnesota Rural Education Association	1,457	45.1%	657
Minnesota School Boards Association	2,835	21.5%	610
<b>Total for Entity</b>	<b>\$4,292</b>		<b>\$1,267</b>

**Table 5**  
**2019 Lobbying Expenditures Paid With Association Dues**  
**Listed by Entity**

Name of Entity (County) Association Name	Total Local Government Dues	Proportion of Dues Used for Lobbying	Total Dues Used for Lobbying
<b>I.S.D. # 12 - Centennial</b>			
Minnesota School Boards Association	12,033	21.5%	2,587
Schools for Equity in Education	8,646	81.6%	7,055
<b>Total for Entity</b>	<b>\$20,679</b>		<b>\$9,642</b>
<b>I.S.D. # 129 - Montevideo</b>			
Minnesota Rural Education Association	2,500	45.1%	1,128
Minnesota School Boards Association	5,623	21.5%	1,209
<b>Total for Entity</b>	<b>\$8,123</b>		<b>\$2,337</b>
<b>I.S.D. # 13 - Columbia Heights</b>			
Association of Metropolitan School Districts, Inc.	8,687	73.1%	6,350
Minnesota School Boards Association	8,462	21.5%	1,819
<b>Total for Entity</b>	<b>\$17,149</b>		<b>\$8,169</b>
<b>I.S.D. # 138 - North Branch</b>			
Minnesota Rural Education Association	1,250	45.1%	564
Minnesota School Boards Association	7,728	21.5%	1,662
Schools for Equity in Education	3,863	81.6%	3,152
<b>Total for Entity</b>	<b>\$12,841</b>		<b>\$5,378</b>
<b>I.S.D. # 139 - Rush City</b>			
Minnesota School Boards Association	4,145	21.5%	891
Schools for Equity in Education	2,142	81.6%	1,748
<b>Total for Entity</b>	<b>\$6,287</b>		<b>\$2,639</b>
<b>I.S.D. # 14 - Fridley</b>			
Association of Metropolitan School Districts, Inc.	7,981	73.1%	5,834
Minnesota School Boards Association	8,007	21.5%	1,722
Schools for Equity in Education	4,286	81.6%	3,497
<b>Total for Entity</b>	<b>\$20,274</b>		<b>\$11,053</b>
<b>I.S.D. # 146 - Barnesville</b>			
Minnesota Rural Education Association	2,048	45.1%	924
Minnesota School Boards Association	4,132	21.5%	888
<b>Total for Entity</b>	<b>\$6,180</b>		<b>\$1,812</b>

**Table 5**  
**2019 Lobbying Expenditures Paid With Association Dues**  
**Listed by Entity**

Name of Entity (County) Association Name	Total Local Government Dues	Proportion of Dues Used for Lobbying	Total Dues Used for Lobbying
<b>I.S.D. # 15 - Saint Francis</b>			
Minnesota School Boards Association	9,526	21.5%	2,048
Schools for Equity in Education	5,867	81.6%	4,787
<b>Total for Entity</b>	<b>\$15,393</b>		<b>\$6,835</b>
<b>I.S.D. # 150 - Hawley</b>			
Minnesota Rural Education Association	2,192	45.1%	989
Minnesota School Boards Association	4,398	21.5%	946
<b>Total for Entity</b>	<b>\$6,590</b>		<b>\$1,935</b>
<b>I.S.D. # 152 - Moorhead</b>			
Minnesota Rural Education Association	2,500	45.1%	1,128
Minnesota School Boards Association	12,076	21.5%	2,596
<b>Total for Entity</b>	<b>\$14,576</b>		<b>\$3,724</b>
<b>I.S.D. # 16 - Spring Lake Park</b>			
Association of Metropolitan School Districts, Inc.	9,508	73.1%	6,950
Minnesota School Boards Association	11,246	21.5%	2,418
<b>Total for Entity</b>	<b>\$20,754</b>		<b>\$9,368</b>
<b>I.S.D. # 160 - Minnesota State Academies</b>			
Minnesota Rural Education Association	600	45.1%	271
<b>Total for Entity</b>	<b>\$600</b>		<b>\$271</b>
<b>I.S.D. # 162 - Bagley</b>			
Minnesota Rural Education Association	2,223	45.1%	1,003
Minnesota School Boards Association	4,449	21.5%	957
<b>Total for Entity</b>	<b>\$6,672</b>		<b>\$1,960</b>
<b>I.S.D. # 166 - Cook County</b>			
Minnesota Rural Education Association	1,320	45.1%	595
Minnesota School Boards Association	3,225	21.5%	693
Range Association of Municipalities and Schools	1,250	72.3%	904
<b>Total for Entity</b>	<b>\$5,795</b>		<b>\$2,192</b>

**Table 5**  
**2019 Lobbying Expenditures Paid With Association Dues**  
**Listed by Entity**

Name of Entity (County) Association Name	Total Local Government Dues	Proportion of Dues Used for Lobbying	Total Dues Used for Lobbying
<b>I.S.D. # 173 - Mountain Lake</b>			
Minnesota Rural Education Association	1,637	45.1%	738
Minnesota School Boards Association	3,306	21.5%	711
<b>Total for Entity</b>	<b>\$4,943</b>		<b>\$1,449</b>
<b>I.S.D. # 177 - Windom</b>			
Minnesota Rural Education Association	2,285	45.1%	1,031
Minnesota School Boards Association	4,553	21.5%	979
<b>Total for Entity</b>	<b>\$6,838</b>		<b>\$2,010</b>
<b>I.S.D. # 181 - Brainerd</b>			
Minnesota Rural Education Association	2,500	45.1%	1,128
Minnesota School Boards Association	12,038	21.5%	2,588
<b>Total for Entity</b>	<b>\$14,538</b>		<b>\$3,716</b>
<b>I.S.D. # 182 - Crosby-Ironton</b>			
Minnesota Rural Education Association	2,220	45.1%	1,001
Minnesota School Boards Association	4,500	21.5%	968
Range Association of Municipalities and Schools	1,250	72.3%	904
<b>Total for Entity</b>	<b>\$7,970</b>		<b>\$2,873</b>
<b>I.S.D. # 186 - Pequot Lakes</b>			
Minnesota Rural Education Association	2,500	45.1%	1,128
Minnesota School Boards Association	5,942	21.5%	1,278
<b>Total for Entity</b>	<b>\$8,442</b>		<b>\$2,406</b>
<b>I.S.D. # 191 - Burnsville</b>			
Association of Metropolitan School Districts, Inc.	11,723	73.1%	8,570
Minnesota School Boards Association	13,747	21.5%	2,956
<b>Total for Entity</b>	<b>\$25,470</b>		<b>\$11,526</b>
<b>I.S.D. # 192 - Farmington</b>			
Association of Metropolitan School Districts, Inc.	10,368	73.1%	7,579
Minnesota Rural Education Association	1,250	45.1%	564
Minnesota School Boards Association	12,534	21.5%	2,695
<b>Total for Entity</b>	<b>\$24,152</b>		<b>\$10,838</b>

**Table 5**  
**2019 Lobbying Expenditures Paid With Association Dues**  
**Listed by Entity**

Name of Entity (County) Association Name	Total Local Government Dues	Proportion of Dues Used for Lobbying	Total Dues Used for Lobbying
<b>I.S.D. # 194 - Lakeville</b>			
Association of Metropolitan School Districts, Inc.	11,896	73.1%	8,696
Minnesota School Boards Association	14,770	21.5%	3,176
<b>Total for Entity</b>	<b>\$26,666</b>		<b>\$11,872</b>
<b>I.S.D. # 195 - Randolph</b>			
Minnesota School Boards Association	3,644	21.5%	783
<b>Total for Entity</b>	<b>\$3,644</b>		<b>\$783</b>
<b>I.S.D. # 196 - Rosemount-Apple Valley-Eagan</b>			
Association of Metropolitan School Districts, Inc.	11,925	73.1%	8,717
Minnesota School Boards Association	17,046	21.5%	3,665
Schools for Equity in Education	18,701	81.6%	15,260
<b>Total for Entity</b>	<b>\$47,672</b>		<b>\$27,642</b>
<b>I.S.D. # 197 - West Saint Paul-Mendota Heights-Eagan</b>			
Association of Metropolitan School Districts, Inc.	9,231	73.1%	6,748
Minnesota School Boards Association	10,513	21.5%	2,260
<b>Total for Entity</b>	<b>\$19,744</b>		<b>\$9,008</b>
<b>I.S.D. # 199 - Inver Grove Heights Schools</b>			
Association of Metropolitan School Districts, Inc.	8,744	73.1%	6,392
Minnesota School Boards Association	8,693	21.5%	1,869
<b>Total for Entity</b>	<b>\$17,437</b>		<b>\$8,261</b>
<b>I.S.D. # 1S - Minneapolis</b>			
Association of Metropolitan School Districts, Inc.	11,925	73.1%	8,717
Minnesota School Boards Association	17,406	21.5%	3,742
<b>Total for Entity</b>	<b>\$29,331</b>		<b>\$12,459</b>
<b>I.S.D. # 2 - Hill City</b>			
Minnesota Rural Education Association	1,397	45.1%	630
Minnesota School Boards Association	2,715	21.5%	584
<b>Total for Entity</b>	<b>\$4,112</b>		<b>\$1,214</b>

**Table 5**  
**2019 Lobbying Expenditures Paid With Association Dues**  
**Listed by Entity**

Name of Entity (County) Association Name	Total Local Government Dues	Proportion of Dues Used for Lobbying	Total Dues Used for Lobbying
<b>I.S.D. # 200 - Hastings</b>			
Minnesota School Boards Association	9,490	21.5%	2,040
Schools for Equity in Education	5,760	81.6%	4,700
<b>Total for Entity</b>	<b>\$15,250</b>		<b>\$6,740</b>
<b>I.S.D. # 203 - Hayfield</b>			
Minnesota Rural Education Association	1,843	45.1%	831
Minnesota School Boards Association	3,751	21.5%	806
<b>Total for Entity</b>	<b>\$5,594</b>		<b>\$1,637</b>
<b>I.S.D. # 204 - Kasson-Mantorville</b>			
Minnesota Rural Education Association	2,500	45.1%	1,128
Minnesota School Boards Association	6,739	21.5%	1,449
Schools for Equity in Education	3,313	81.6%	2,703
<b>Total for Entity</b>	<b>\$12,552</b>		<b>\$5,280</b>
<b>I.S.D. # 206 - Alexandria</b>			
Minnesota Rural Education Association	2,500	45.1%	1,128
Minnesota School Boards Association	9,311	21.5%	2,002
<b>Total for Entity</b>	<b>\$11,811</b>		<b>\$3,130</b>
<b>I.S.D. # 2071 - Lake Crystal-Wellcome Memorial</b>			
Minnesota Rural Education Association	2,102	45.1%	948
Minnesota School Boards Association	4,230	21.5%	909
<b>Total for Entity</b>	<b>\$6,332</b>		<b>\$1,857</b>
<b>I.S.D. # 2125 - Triton</b>			
Minnesota Rural Education Association	2,398	45.1%	1,081
Minnesota School Boards Association	4,681	21.5%	1,006
<b>Total for Entity</b>	<b>\$7,079</b>		<b>\$2,087</b>
<b>I.S.D. # 213 - Osakis</b>			
Minnesota Rural Education Association	1,995	45.1%	900
Minnesota School Boards Association	3,984	21.5%	857
<b>Total for Entity</b>	<b>\$5,979</b>		<b>\$1,757</b>



**Table 5**  
**2019 Lobbying Expenditures Paid With Association Dues**  
**Listed by Entity**

Name of Entity (County) Association Name	Total Local Government Dues	Proportion of Dues Used for Lobbying	Total Dues Used for Lobbying
<b>I.S.D. # 2134 - United South Central</b>			
Minnesota Rural Education Association	1,862	45.1%	840
Minnesota School Boards Association	3,730	21.5%	802
<b>Total for Entity</b>	<b>\$5,592</b>		<b>\$1,642</b>
<b>I.S.D. # 2135 - Maple River</b>			
Minnesota Rural Education Association	2,101	45.1%	948
Minnesota School Boards Association	4,278	21.5%	920
<b>Total for Entity</b>	<b>\$6,379</b>		<b>\$1,868</b>
<b>I.S.D. # 2137 - Kingsland</b>			
Minnesota Rural Education Association	1,741	45.1%	785
Minnesota School Boards Association	3,474	21.5%	747
<b>Total for Entity</b>	<b>\$5,215</b>		<b>\$1,532</b>
<b>I.S.D. # 2142 - Saint Louis County</b>			
Minnesota Rural Education Association	2,500	45.1%	1,128
Minnesota School Boards Association	6,323	21.5%	1,359
Range Association of Municipalities and Schools	1,750	72.3%	1,265
<b>Total for Entity</b>	<b>\$10,573</b>		<b>\$3,752</b>
<b>I.S.D. # 2143 - Waterville-Elysian-Morristown</b>			
Minnesota Rural Education Association	1,928	45.1%	870
Minnesota School Boards Association	3,910	21.5%	841
<b>Total for Entity</b>	<b>\$5,838</b>		<b>\$1,711</b>
<b>I.S.D. # 2144 - Chisago Lakes</b>			
Minnesota School Boards Association	8,431	21.5%	1,813
Schools for Equity in Education	4,888	81.6%	3,989
<b>Total for Entity</b>	<b>\$13,319</b>		<b>\$5,802</b>
<b>I.S.D. # 2149 - Minnewaska</b>			
Minnesota Rural Education Association	2,398	45.1%	1,081
Minnesota School Boards Association	4,805	21.5%	1,033
<b>Total for Entity</b>	<b>\$7,203</b>		<b>\$2,114</b>

**Table 5**  
**2019 Lobbying Expenditures Paid With Association Dues**  
**Listed by Entity**

Name of Entity (County) Association Name	Total Local Government Dues	Proportion of Dues Used for Lobbying	Total Dues Used for Lobbying
<b>I.S.D. # 2154 - Eveleth-Gilbert</b>			
Minnesota Rural Education Association	2,154	45.1%	971
Minnesota School Boards Association	4,237	21.5%	911
Range Association of Municipalities and Schools	1,250	72.3%	904
<b>Total for Entity</b>	<b>\$7,641</b>		<b>\$2,786</b>
<b>I.S.D. # 2155 - Wadena-Deer Creek</b>			
Minnesota Rural Education Association	2,234	45.1%	1,008
Minnesota School Boards Association	4,515	21.5%	971
<b>Total for Entity</b>	<b>\$6,749</b>		<b>\$1,979</b>
<b>I.S.D. # 2159 - Buffalo Lake-Hector</b>			
Minnesota Rural Education Association	1,672	45.1%	754
Minnesota School Boards Association	3,319	21.5%	714
<b>Total for Entity</b>	<b>\$4,991</b>		<b>\$1,468</b>
<b>I.S.D. # 2164 - Dilworth-Glyndon-Felton</b>			
Minnesota Rural Education Association	2,500	45.1%	1,128
Minnesota School Boards Association	5,840	21.5%	1,256
<b>Total for Entity</b>	<b>\$8,340</b>		<b>\$2,384</b>
<b>I.S.D. # 2165 - Hinckley-Finlayson</b>			
Minnesota School Boards Association	4,322	21.5%	929
Schools for Equity in Education	2,322	81.6%	1,895
<b>Total for Entity</b>	<b>\$6,644</b>		<b>\$2,824</b>
<b>I.S.D. # 2167 - Lakeview</b>			
Minnesota Rural Education Association	1,810	45.1%	816
Minnesota School Boards Association	3,680	21.5%	791
<b>Total for Entity</b>	<b>\$5,490</b>		<b>\$1,607</b>
<b>I.S.D. # 2168 - N.R.H.E.G.</b>			
Minnesota Rural Education Association	2,062	45.1%	930
Minnesota School Boards Association	4,176	21.5%	898
<b>Total for Entity</b>	<b>\$6,238</b>		<b>\$1,828</b>

**Table 5**  
**2019 Lobbying Expenditures Paid With Association Dues**  
**Listed by Entity**

Name of Entity (County) Association Name	Total Local Government Dues	Proportion of Dues Used for Lobbying	Total Dues Used for Lobbying
<b>I.S.D. # 2169 - Murray County Central</b>			
Minnesota Rural Education Association	1,893	45.1%	854
Minnesota School Boards Association	3,843	21.5%	826
<b>Total for Entity</b>	<b>\$5,736</b>		<b>\$1,680</b>
<b>I.S.D. # 2170 - Staples-Motley</b>			
Minnesota Rural Education Association	2,313	45.1%	1,043
Minnesota School Boards Association	4,679	21.5%	1,006
<b>Total for Entity</b>	<b>\$6,992</b>		<b>\$2,049</b>
<b>I.S.D. # 2171 - Kittson Central</b>			
Minnesota Rural Education Association	1,350	45.1%	609
Minnesota School Boards Association	2,628	21.5%	565
<b>Total for Entity</b>	<b>\$3,978</b>		<b>\$1,174</b>
<b>I.S.D. # 2172 - Kenyon-Wanamingo</b>			
Minnesota Rural Education Association	1,950	45.1%	879
Minnesota School Boards Association	3,969	21.5%	853
<b>Total for Entity</b>	<b>\$5,919</b>		<b>\$1,732</b>
<b>I.S.D. # 2174 - Pine River-Backus</b>			
Minnesota Rural Education Association	2,151	45.1%	970
Minnesota School Boards Association	4,240	21.5%	912
<b>Total for Entity</b>	<b>\$6,391</b>		<b>\$1,882</b>
<b>I.S.D. # 2176 - Warren-Alvarado-Oslo</b>			
Minnesota Rural Education Association	1,611	45.1%	727
Minnesota School Boards Association	3,181	21.5%	684
<b>Total for Entity</b>	<b>\$4,792</b>		<b>\$1,411</b>
<b>I.S.D. # 2180 - M.A.C.C.R.A.Y.</b>			
Minnesota Rural Education Association	1,820	45.1%	821
Minnesota School Boards Association	3,804	21.5%	818
<b>Total for Entity</b>	<b>\$5,624</b>		<b>\$1,639</b>

**Table 5**  
**2019 Lobbying Expenditures Paid With Association Dues**  
**Listed by Entity**

Name of Entity (County) Association Name	Total Local Government Dues	Proportion of Dues Used for Lobbying	Total Dues Used for Lobbying
<b>I.S.D. # 2184 - Luverne</b>			
Minnesota Rural Education Association	2,449	45.1%	1,104
Minnesota School Boards Association	4,899	21.5%	1,053
<b>Total for Entity</b>	<b>\$7,348</b>		<b>\$2,157</b>
<b>I.S.D. # 2190 - Yellow Medicine East</b>			
Minnesota Rural Education Association	1,886	45.1%	851
Minnesota School Boards Association	3,803	21.5%	818
<b>Total for Entity</b>	<b>\$5,689</b>		<b>\$1,669</b>
<b>I.S.D. # 2198 - Fillmore Central</b>			
Minnesota Rural Education Association	1,741	45.1%	785
Minnesota School Boards Association	3,597	21.5%	773
<b>Total for Entity</b>	<b>\$5,338</b>		<b>\$1,558</b>
<b>I.S.D. # 22 - Detroit Lakes</b>			
Minnesota Rural Education Association	2,500	45.1%	1,128
Minnesota School Boards Association	7,931	21.5%	1,705
<b>Total for Entity</b>	<b>\$10,431</b>		<b>\$2,833</b>
<b>I.S.D. # 2215 - Norman County East</b>			
Minnesota Rural Education Association	1,405	45.1%	634
Minnesota School Boards Association	2,710	21.5%	583
<b>Total for Entity</b>	<b>\$4,115</b>		<b>\$1,217</b>
<b>I.S.D. # 227 - Chatfield</b>			
Minnesota Rural Education Association	2,092	45.1%	943
Minnesota School Boards Association	4,219	21.5%	907
<b>Total for Entity</b>	<b>\$6,311</b>		<b>\$1,850</b>
<b>I.S.D. # 229 - Lanesboro</b>			
Minnesota Rural Education Association	1,425	45.1%	643
Minnesota School Boards Association	2,916	21.5%	627
<b>Total for Entity</b>	<b>\$4,341</b>		<b>\$1,270</b>

**Table 5**  
**2019 Lobbying Expenditures Paid With Association Dues**  
**Listed by Entity**

Name of Entity (County) Association Name	Total Local Government Dues	Proportion of Dues Used for Lobbying	Total Dues Used for Lobbying
<b>I.S.D. # 23 - Frazee-Vergas</b>			
Minnesota Rural Education Association	2,078	45.1%	937
Minnesota School Boards Association	4,238	21.5%	911
<b>Total for Entity</b>	<b>\$6,316</b>		<b>\$1,848</b>
<b>I.S.D. # 2310 - Sibley East</b>			
Minnesota Rural Education Association	2,353	45.1%	1,061
Minnesota School Boards Association	4,785	21.5%	1,029
<b>Total for Entity</b>	<b>\$7,138</b>		<b>\$2,090</b>
<b>I.S.D. # 2311 - Clearbrook-Gonvick</b>			
Minnesota Rural Education Association	1,544	45.1%	696
Minnesota School Boards Association	3,122	21.5%	671
<b>Total for Entity</b>	<b>\$4,666</b>		<b>\$1,367</b>
<b>I.S.D. # 2342 - West Central Area</b>			
Minnesota Rural Education Association	1,883	45.1%	849
Minnesota School Boards Association	3,963	21.5%	852
<b>Total for Entity</b>	<b>\$5,846</b>		<b>\$1,701</b>
<b>I.S.D. # 2358 - Tri-County</b>			
Minnesota Rural Education Association	1,304	45.1%	588
Minnesota School Boards Association	2,489	21.5%	535
<b>Total for Entity</b>	<b>\$3,793</b>		<b>\$1,123</b>
<b>I.S.D. # 2364 - Belgrade-Brooten-Elrosa</b>			
Minnesota Rural Education Association	1,736	45.1%	783
Minnesota School Boards Association	3,574	21.5%	768
<b>Total for Entity</b>	<b>\$5,310</b>		<b>\$1,551</b>
<b>I.S.D. # 2365 - G.F.W.</b>			
Minnesota Rural Education Association	1,893	45.1%	854
Minnesota School Boards Association	3,812	21.5%	820
<b>Total for Entity</b>	<b>\$5,705</b>		<b>\$1,674</b>

**Table 5**  
**2019 Lobbying Expenditures Paid With Association Dues**  
**Listed by Entity**

Name of Entity (County) Association Name	Total Local Government Dues	Proportion of Dues Used for Lobbying	Total Dues Used for Lobbying
<b>I.S.D. # 238 - Mabel-Canton</b>			
Minnesota Rural Education Association	682	45.1%	308
Minnesota School Boards Association	2,628	21.5%	565
<b>Total for Entity</b>	<b>\$3,310</b>		<b>\$873</b>
<b>I.S.D. # 239 - Rushford-Peterson</b>			
Minnesota Rural Education Association	1,816	45.1%	819
Minnesota School Boards Association	3,663	21.5%	788
<b>Total for Entity</b>	<b>\$5,479</b>		<b>\$1,607</b>
<b>I.S.D. # 2396 - A.C.G.C.</b>			
Minnesota Rural Education Association	1,999	45.1%	902
Minnesota School Boards Association	4,083	21.5%	878
<b>Total for Entity</b>	<b>\$6,082</b>		<b>\$1,780</b>
<b>I.S.D. # 2397 - Le Sueur-Henderson</b>			
Minnesota Rural Education Association	2,195	45.1%	990
Minnesota School Boards Association	4,445	21.5%	956
<b>Total for Entity</b>	<b>\$6,640</b>		<b>\$1,946</b>
<b>I.S.D. # 241 - Albert Lea</b>			
Minnesota Rural Education Association	2,500	45.1%	1,128
Minnesota School Boards Association	8,497	21.5%	1,827
Schools for Equity in Education	4,992	81.6%	4,073
<b>Total for Entity</b>	<b>\$15,989</b>		<b>\$7,028</b>
<b>I.S.D. # 242 - Alden-Conger</b>			
Minnesota Rural Education Association	1,639	45.1%	739
Minnesota School Boards Association	3,263	21.5%	702
<b>Total for Entity</b>	<b>\$4,902</b>		<b>\$1,441</b>
<b>I.S.D. # 2448 - Martin County West</b>			
Minnesota Rural Education Association	1,901	45.1%	857
Minnesota School Boards Association	3,822	21.5%	822
<b>Total for Entity</b>	<b>\$5,723</b>		<b>\$1,679</b>

**Table 5**  
**2019 Lobbying Expenditures Paid With Association Dues**  
**Listed by Entity**

Name of Entity (County) Association Name	Total Local Government Dues	Proportion of Dues Used for Lobbying	Total Dues Used for Lobbying
<b>I.S.D. # 25 - Pine Point</b>			
Minnesota Rural Education Association	1,172	45.1%	529
Minnesota School Boards Association	2,152	21.5%	463
<b>Total for Entity</b>	<b>\$3,324</b>		<b>\$992</b>
<b>I.S.D. # 252 - Cannon Falls</b>			
Minnesota School Boards Association	4,713	21.5%	1,013
Schools for Equity in Education	2,327	81.6%	1,899
<b>Total for Entity</b>	<b>\$7,040</b>		<b>\$2,912</b>
<b>I.S.D. # 2527 - Norman County West</b>			
Minnesota Rural Education Association	1,363	45.1%	615
Minnesota School Boards Association	2,489	21.5%	535
<b>Total for Entity</b>	<b>\$3,852</b>		<b>\$1,150</b>
<b>I.S.D. # 253 - Goodhue</b>			
Minnesota Rural Education Association	1,796	45.1%	810
Minnesota School Boards Association	3,670	21.5%	789
<b>Total for Entity</b>	<b>\$5,466</b>		<b>\$1,599</b>
<b>I.S.D. # 2534 - Bird Island-Olivia-Lake Lillian</b>			
Minnesota Rural Education Association	1,850	45.1%	834
Minnesota School Boards Association	3,785	21.5%	814
<b>Total for Entity</b>	<b>\$5,635</b>		<b>\$1,648</b>
<b>I.S.D. # 2536 - Granada Huntley-East Chain</b>			
Minnesota Rural Education Association	1,395	45.1%	629
Minnesota School Boards Association	2,718	21.5%	584
<b>Total for Entity</b>	<b>\$4,113</b>		<b>\$1,213</b>
<b>I.S.D. # 255 - Pine Island</b>			
Minnesota Rural Education Association	2,500	45.1%	1,128
Minnesota School Boards Association	5,045	21.5%	1,085
Schools for Equity in Education	2,354	81.6%	1,921
<b>Total for Entity</b>	<b>\$9,899</b>		<b>\$4,134</b>

**Table 5**  
**2019 Lobbying Expenditures Paid With Association Dues**  
**Listed by Entity**

Name of Entity (County) Association Name	Total Local Government Dues	Proportion of Dues Used for Lobbying	Total Dues Used for Lobbying
<b>I.S.D. # 256 - Red Wing</b>			
Minnesota Rural Education Association	2,500	45.1%	1,128
Minnesota School Boards Association	7,554	21.5%	1,624
<b>Total for Entity</b>	<b>\$10,054</b>		<b>\$2,752</b>
<b>I.S.D. # 2580 - East Central</b>			
Minnesota School Boards Association	3,868	21.5%	832
Schools for Equity in Education	2,142	81.6%	1,748
<b>Total for Entity</b>	<b>\$6,010</b>		<b>\$2,580</b>
<b>I.S.D. # 2609 - Win-E-Mac</b>			
Minnesota Rural Education Association	1,584	45.1%	714
Minnesota School Boards Association	3,171	21.5%	682
<b>Total for Entity</b>	<b>\$4,755</b>		<b>\$1,396</b>
<b>I.S.D. # 261 - Ashby</b>			
Minnesota Rural Education Association	1,392	45.1%	628
Minnesota School Boards Association	2,684	21.5%	577
<b>Total for Entity</b>	<b>\$4,076</b>		<b>\$1,205</b>
<b>I.S.D. # 264 - Herman-Norcross</b>			
Minnesota Rural Education Association	1,213	45.1%	547
Minnesota School Boards Association	2,283	21.5%	491
<b>Total for Entity</b>	<b>\$3,496</b>		<b>\$1,038</b>
<b>I.S.D. # 2683 - Greenbush-Middle River</b>			
Minnesota Rural Education Association	1,240	45.1%	559
Minnesota School Boards Association	2,841	21.5%	611
<b>Total for Entity</b>	<b>\$4,081</b>		<b>\$1,170</b>
<b>I.S.D. # 2687 - Howard Lake-Waverly-Winsted</b>			
Minnesota School Boards Association	4,875	21.5%	1,048
Schools for Equity in Education	2,327	81.6%	1,899
<b>Total for Entity</b>	<b>\$7,202</b>		<b>\$2,947</b>



**Table 5**  
**2019 Lobbying Expenditures Paid With Association Dues**  
**Listed by Entity**

Name of Entity (County) Association Name	Total Local Government Dues	Proportion of Dues Used for Lobbying	Total Dues Used for Lobbying
<b>I.S.D. # 2689 - Pipestone Area Schools</b>			
Minnesota Rural Education Association	2,328	45.1%	1,050
Minnesota School Boards Association	4,717	21.5%	1,014
<b>Total for Entity</b>	<b>\$7,045</b>		<b>\$2,064</b>
<b>I.S.D. # 270 - Hopkins</b>			
Association of Metropolitan School Districts, Inc.	10,075	73.1%	7,365
Minnesota School Boards Association	12,199	21.5%	2,623
<b>Total for Entity</b>	<b>\$22,274</b>		<b>\$9,988</b>
<b>I.S.D. # 271 - Bloomington</b>			
Association of Metropolitan School Districts, Inc.	11,925	73.1%	8,717
Minnesota School Boards Association	14,592	21.5%	3,137
<b>Total for Entity</b>	<b>\$26,517</b>		<b>\$11,854</b>
<b>I.S.D. # 2711 - Mesabi East</b>			
Minnesota Rural Education Association	2,142	45.1%	966
Minnesota School Boards Association	4,329	21.5%	931
Range Association of Municipalities and Schools	1,500	72.3%	1,084
<b>Total for Entity</b>	<b>\$7,971</b>		<b>\$2,981</b>
<b>I.S.D. # 272 - Eden Prairie</b>			
Association of Metropolitan School Districts, Inc.	11,264	73.1%	8,234
Minnesota School Boards Association	13,747	21.5%	2,956
<b>Total for Entity</b>	<b>\$25,011</b>		<b>\$11,190</b>
<b>I.S.D. # 273 - Edina</b>			
Association of Metropolitan School Districts, Inc.	10,282	73.1%	7,516
Minnesota School Boards Association	13,464	21.5%	2,895
<b>Total for Entity</b>	<b>\$23,746</b>		<b>\$10,411</b>
<b>I.S.D. # 2752 - Fairmont Area Schools</b>			
Minnesota Rural Education Association	2,500	45.1%	1,128
Minnesota School Boards Association	6,025	21.5%	1,295
<b>Total for Entity</b>	<b>\$8,525</b>		<b>\$2,423</b>

**Table 5**  
**2019 Lobbying Expenditures Paid With Association Dues**  
**Listed by Entity**

Name of Entity (County) Association Name	Total Local Government Dues	Proportion of Dues Used for Lobbying	Total Dues Used for Lobbying
<b>I.S.D. # 2753 - Long Prairie-Grey Eagle</b>			
Minnesota Rural Education Association	1,068	45.1%	482
Minnesota School Boards Association	4,267	21.5%	917
<b>Total for Entity</b>	<b>\$5,335</b>		<b>\$1,399</b>
<b>I.S.D. # 2754 - Cedar Mountain</b>			
Minnesota Rural Education Association	1,617	45.1%	729
Minnesota School Boards Association	3,218	21.5%	692
<b>Total for Entity</b>	<b>\$4,835</b>		<b>\$1,421</b>
<b>I.S.D. # 276 - Minnetonka</b>			
Association of Metropolitan School Districts, Inc.	10,359	73.1%	7,572
Minnesota School Boards Association	14,690	21.5%	3,158
<b>Total for Entity</b>	<b>\$25,049</b>		<b>\$10,730</b>
<b>I.S.D. # 2769 - Morris Area</b>			
Minnesota Rural Education Association	2,231	45.1%	1,006
Minnesota School Boards Association	4,484	21.5%	964
<b>Total for Entity</b>	<b>\$6,715</b>		<b>\$1,970</b>
<b>I.S.D. # 277 - Westonka</b>			
Association of Metropolitan School Districts, Inc.	8,027	73.1%	5,868
Minnesota School Boards Association	7,012	21.5%	1,508
<b>Total for Entity</b>	<b>\$15,039</b>		<b>\$7,376</b>
<b>I.S.D. # 278 - Orono</b>			
Association of Metropolitan School Districts, Inc.	7,806	73.1%	5,706
Minnesota School Boards Association	7,700	21.5%	1,656
<b>Total for Entity</b>	<b>\$15,506</b>		<b>\$7,362</b>
<b>I.S.D. # 279 - Osseo</b>			
Association of Metropolitan School Districts, Inc.	11,925	73.1%	8,717
Minnesota School Boards Association	17,406	21.5%	3,742
<b>Total for Entity</b>	<b>\$29,331</b>		<b>\$12,459</b>

**Table 5**  
**2019 Lobbying Expenditures Paid With Association Dues**  
**Listed by Entity**

Name of Entity (County) Association Name	Total Local Government Dues	Proportion of Dues Used for Lobbying	Total Dues Used for Lobbying
<b>I.S.D. # 280 - Richfield</b>			
Association of Metropolitan School Districts, Inc.	9,105	73.1%	6,656
Minnesota School Boards Association	9,469	21.5%	2,036
<b>Total for Entity</b>	<b>\$18,574</b>		<b>\$8,692</b>
<b>I.S.D. # 2805 - Zumbrota-Mazeppa</b>			
Minnesota Rural Education Association	2,481	45.1%	1,119
Minnesota School Boards Association	4,853	21.5%	1,043
<b>Total for Entity</b>	<b>\$7,334</b>		<b>\$2,162</b>
<b>I.S.D. # 281 - Robbinsdale</b>			
Association of Metropolitan School Districts, Inc.	11,925	73.1%	8,717
Minnesota School Boards Association	15,141	21.5%	3,255
<b>Total for Entity</b>	<b>\$27,066</b>		<b>\$11,972</b>
<b>I.S.D. # 282 - Saint Anthony-New Brighton</b>			
Association of Metropolitan School Districts, Inc.	7,524	73.1%	5,500
Minnesota School Boards Association	6,191	21.5%	1,331
<b>Total for Entity</b>	<b>\$13,715</b>		<b>\$6,831</b>
<b>I.S.D. # 283 - Saint Louis Park</b>			
Association of Metropolitan School Districts, Inc.	8,959	73.1%	6,549
Minnesota School Boards Association	9,795	21.5%	2,106
<b>Total for Entity</b>	<b>\$18,754</b>		<b>\$8,655</b>
<b>I.S.D. # 2835 - Janesville-Waldorf-Pemberton</b>			
Minnesota Rural Education Association	1,815	45.1%	819
Minnesota School Boards Association	3,633	21.5%	781
<b>Total for Entity</b>	<b>\$5,448</b>		<b>\$1,600</b>
<b>I.S.D. # 284 - Wayzata</b>			
Association of Metropolitan School Districts, Inc.	11,925	73.1%	8,717
Minnesota School Boards Association	14,945	21.5%	3,213
<b>Total for Entity</b>	<b>\$26,870</b>		<b>\$11,930</b>

**Table 5**  
**2019 Lobbying Expenditures Paid With Association Dues**  
**Listed by Entity**

Name of Entity (County) Association Name	Total Local Government Dues	Proportion of Dues Used for Lobbying	Total Dues Used for Lobbying
<b>I.S.D. # 2853 - Lac qui Parle Valley</b>			
Minnesota Rural Education Association	1,958	45.1%	883
Minnesota School Boards Association	3,966	21.5%	853
<b>Total for Entity</b>	<b>\$5,924</b>		<b>\$1,736</b>
<b>I.S.D. # 2854 - Ada-Borup</b>			
Minnesota Rural Education Association	1,662	45.1%	750
Minnesota School Boards Association	3,456	21.5%	743
<b>Total for Entity</b>	<b>\$5,118</b>		<b>\$1,493</b>
<b>I.S.D. # 2856 - Stephen-Argyle Central Schools</b>			
Minnesota Rural Education Association	1,416	45.1%	639
Minnesota School Boards Association	2,765	21.5%	594
<b>Total for Entity</b>	<b>\$4,181</b>		<b>\$1,233</b>
<b>I.S.D. # 2859 - Glencoe-Silver Lake</b>			
Minnesota School Boards Association	5,751	21.5%	1,236
<b>Total for Entity</b>	<b>\$5,751</b>		<b>\$1,236</b>
<b>I.S.D. # 286 - Brooklyn Center</b>			
Association of Metropolitan School Districts, Inc.	7,723	73.1%	5,646
Minnesota School Boards Association	7,317	21.5%	1,573
<b>Total for Entity</b>	<b>\$15,040</b>		<b>\$7,219</b>
<b>I.S.D. # 2860 - Blue Earth Area Public Schools</b>			
Minnesota Rural Education Association	2,326	45.1%	1,049
Minnesota School Boards Association	4,634	21.5%	996
<b>Total for Entity</b>	<b>\$6,960</b>		<b>\$2,045</b>
<b>I.S.D. # 2884 - Red Rock Central</b>			
Minnesota Rural Education Association	1,525	45.1%	688
Minnesota School Boards Association	3,070	21.5%	660
<b>Total for Entity</b>	<b>\$4,595</b>		<b>\$1,348</b>
<b>I.S.D. # 2886 - Glenville-Emmons</b>			
Minnesota Rural Education Association	1,458	45.1%	658
Minnesota School Boards Association	2,802	21.5%	602
<b>Total for Entity</b>	<b>\$4,260</b>		<b>\$1,260</b>

**Table 5**  
**2019 Lobbying Expenditures Paid With Association Dues**  
**Listed by Entity**

Name of Entity (County) Association Name	Total Local Government Dues	Proportion of Dues Used for Lobbying	Total Dues Used for Lobbying
<b>I.S.D. # 2888 - Clinton-Graceville-Beardsley</b>			
Minnesota Rural Education Association	1,468	45.1%	662
Minnesota School Boards Association	2,861	21.5%	615
<b>Total for Entity</b>	<b>\$4,329</b>		<b>\$1,277</b>
<b>I.S.D. # 2889 - Lake Park Audubon District</b>			
Minnesota Rural Education Association	1,878	45.1%	847
Minnesota School Boards Association	3,768	21.5%	810
<b>Total for Entity</b>	<b>\$5,646</b>		<b>\$1,657</b>
<b>I.S.D. # 2890 - Renville County West</b>			
Minnesota Rural Education Association	1,698	45.1%	766
Minnesota School Boards Association	3,381	21.5%	727
<b>Total for Entity</b>	<b>\$5,079</b>		<b>\$1,493</b>
<b>I.S.D. # 2895 - Jackson County Central</b>			
Minnesota Rural Education Association	2,357	45.1%	1,063
Minnesota School Boards Association	4,722	21.5%	1,015
<b>Total for Entity</b>	<b>\$7,079</b>		<b>\$2,078</b>
<b>I.S.D. # 2897 - Redwood Area Schools</b>			
Minnesota Rural Education Association	2,303	45.1%	1,039
Minnesota School Boards Association	4,665	21.5%	1,003
<b>Total for Entity</b>	<b>\$6,968</b>		<b>\$2,042</b>
<b>I.S.D. # 2898 - Westbrook-Walnut Grove Schools</b>			
Minnesota Rural Education Association	1,224	45.1%	552
Minnesota School Boards Association	2,963	21.5%	637
<b>Total for Entity</b>	<b>\$4,187</b>		<b>\$1,189</b>
<b>I.S.D. # 2899 - Plainview-Elgin-Millville</b>			
Minnesota Rural Education Association	2,500	45.1%	1,128
Minnesota School Boards Association	5,504	21.5%	1,183
<b>Total for Entity</b>	<b>\$8,004</b>		<b>\$2,311</b>

**Table 5**  
**2019 Lobbying Expenditures Paid With Association Dues**  
**Listed by Entity**

Name of Entity (County) Association Name	Total Local Government Dues	Proportion of Dues Used for Lobbying	Total Dues Used for Lobbying
<b>I.S.D. # 2902 - RTR Public Schools</b>			
Minnesota Rural Education Association	1,735	45.1%	782
Minnesota School Boards Association	3,458	21.5%	743
<b>Total for Entity</b>	<b>\$5,193</b>		<b>\$1,525</b>
<b>I.S.D. # 2903 - Ortonville</b>			
Minnesota Rural Education Association	1,633	45.1%	736
Minnesota School Boards Association	3,249	21.5%	699
<b>Total for Entity</b>	<b>\$4,882</b>		<b>\$1,435</b>
<b>I.S.D. # 2904 - Tracy Public Schools</b>			
Minnesota Rural Education Association	1,877	45.1%	847
Minnesota School Boards Association	3,772	21.5%	811
<b>Total for Entity</b>	<b>\$5,649</b>		<b>\$1,658</b>
<b>I.S.D. # 2905 - Tri-City United</b>			
Minnesota School Boards Association	6,256	21.5%	1,345
Schools for Equity in Education	2,827	81.6%	2,307
<b>Total for Entity</b>	<b>\$9,083</b>		<b>\$3,652</b>
<b>I.S.D. # 2906 - Red Lake County Central</b>			
Minnesota Rural Education Association	1,243	45.1%	561
Minnesota School Boards Association	2,973	21.5%	639
<b>Total for Entity</b>	<b>\$4,216</b>		<b>\$1,200</b>
<b>I.S.D. # 2907 - Round Lake-Brewster</b>			
Minnesota Rural Education Association	1,473	45.1%	664
Minnesota School Boards Association	2,838	21.5%	610
<b>Total for Entity</b>	<b>\$4,311</b>		<b>\$1,274</b>
<b>I.S.D. # 2908 - Brandon-Evansville</b>			
Minnesota Rural Education Association	1,622	45.1%	732
Minnesota School Boards Association	3,206	21.5%	689
<b>Total for Entity</b>	<b>\$4,828</b>		<b>\$1,421</b>

**Table 5**  
**2019 Lobbying Expenditures Paid With Association Dues**  
**Listed by Entity**

Name of Entity (County) Association Name	Total Local Government Dues	Proportion of Dues Used for Lobbying	Total Dues Used for Lobbying
<b>I.S.D. # 294 - Houston</b>			
Minnesota Rural Education Association	2,500	45.1%	1,128
Minnesota School Boards Association	6,336	21.5%	1,362
<b>Total for Entity</b>	<b>\$8,836</b>		<b>\$2,490</b>
<b>I.S.D. # 297 - Spring Grove</b>			
Minnesota Rural Education Association	1,474	45.1%	665
Minnesota School Boards Association	2,905	21.5%	625
<b>Total for Entity</b>	<b>\$4,379</b>		<b>\$1,290</b>
<b>I.S.D. # 299 - Caledonia</b>			
Minnesota Rural Education Association	1,861	45.1%	839
Minnesota School Boards Association	3,729	21.5%	802
<b>Total for Entity</b>	<b>\$5,590</b>		<b>\$1,641</b>
<b>I.S.D. # 300 - La Crescent-Hokah</b>			
Minnesota Rural Education Association	2,315	45.1%	1,044
Minnesota School Boards Association	4,688	21.5%	1,008
<b>Total for Entity</b>	<b>\$7,003</b>		<b>\$2,052</b>
<b>I.S.D. # 306 - Laporte</b>			
Minnesota Rural Education Association	1,439	45.1%	649
Minnesota School Boards Association	2,824	21.5%	607
<b>Total for Entity</b>	<b>\$4,263</b>		<b>\$1,256</b>
<b>I.S.D. # 308 - Nevis</b>			
Minnesota Rural Education Association	1,780	45.1%	803
Minnesota School Boards Association	3,505	21.5%	754
<b>Total for Entity</b>	<b>\$5,285</b>		<b>\$1,557</b>
<b>I.S.D. # 309 - Park Rapids</b>			
Minnesota Rural Education Association	2,500	45.1%	1,128
Minnesota School Boards Association	5,832	21.5%	1,254
<b>Total for Entity</b>	<b>\$8,332</b>		<b>\$2,382</b>

**Table 5**  
**2019 Lobbying Expenditures Paid With Association Dues**  
**Listed by Entity**

Name of Entity (County) Association Name	Total Local Government Dues	Proportion of Dues Used for Lobbying	Total Dues Used for Lobbying
<b>I.S.D. # 31 - Bemidji</b>			
Minnesota Rural Education Association	2,500	45.1%	1,128
Minnesota School Boards Association	10,469	21.5%	2,251
<b>Total for Entity</b>	<b>\$12,969</b>		<b>\$3,379</b>
<b>I.S.D. # 314 - Braham</b>			
Minnesota School Boards Association	3,844	21.5%	826
Schools for Equity in Education	2,142	81.6%	1,748
<b>Total for Entity</b>	<b>\$5,986</b>		<b>\$2,574</b>
<b>I.S.D. # 316 - Greenway</b>			
Minnesota Rural Education Association	2,223	45.1%	1,003
Minnesota School Boards Association	4,502	21.5%	968
Range Association of Municipalities and Schools	1,250	72.3%	904
<b>Total for Entity</b>	<b>\$7,975</b>		<b>\$2,875</b>
<b>I.S.D. # 317 - Deer River</b>			
Minnesota Rural Education Association	1,812	45.1%	817
Minnesota School Boards Association	4,242	21.5%	912
<b>Total for Entity</b>	<b>\$6,054</b>		<b>\$1,729</b>
<b>I.S.D. # 318 - Grand Rapids</b>			
Minnesota Rural Education Association	2,500	45.1%	1,128
Minnesota School Boards Association	9,052	21.5%	1,946
Range Association of Municipalities and Schools	1,750	72.3%	1,265
<b>Total for Entity</b>	<b>\$13,302</b>		<b>\$4,339</b>
<b>I.S.D. # 319 - Nashwauk-Keewatin</b>			
Minnesota Rural Education Association	1,474	45.1%	665
Minnesota School Boards Association	3,494	21.5%	751
Range Association of Municipalities and Schools	1,250	72.3%	904
<b>Total for Entity</b>	<b>\$6,218</b>		<b>\$2,320</b>
<b>I.S.D. # 32 - Blackduck</b>			
Minnesota Rural Education Association	1,751	45.1%	790
Minnesota School Boards Association	3,526	21.5%	758
<b>Total for Entity</b>	<b>\$5,277</b>		<b>\$1,548</b>



**Table 5**  
**2019 Lobbying Expenditures Paid With Association Dues**  
**Listed by Entity**

Name of Entity (County) Association Name	Total Local Government Dues	Proportion of Dues Used for Lobbying	Total Dues Used for Lobbying
<b>I.S.D. # 330 - Heron Lake-Okabena</b>			
Minnesota Rural Education Association	1,364	45.1%	615
Minnesota School Boards Association	2,739	21.5%	589
<b>Total for Entity</b>	<b>\$4,103</b>		<b>\$1,204</b>
<b>I.S.D. # 332 - Mora</b>			
Minnesota Rural Education Association	2,500	45.1%	1,128
Minnesota School Boards Association	5,817	21.5%	1,251
Schools for Equity in Education	2,506	81.6%	2,045
<b>Total for Entity</b>	<b>\$10,823</b>		<b>\$4,424</b>
<b>I.S.D. # 333 - Ogilvie</b>			
Minnesota Rural Education Association	1,646	45.1%	742
Minnesota School Boards Association	3,269	21.5%	703
<b>Total for Entity</b>	<b>\$4,915</b>		<b>\$1,445</b>
<b>I.S.D. # 345 - New London-Spicer</b>			
Minnesota School Boards Association	5,621	21.5%	1,209
Schools for Equity in Education	2,450	81.6%	1,999
<b>Total for Entity</b>	<b>\$8,071</b>		<b>\$3,208</b>
<b>I.S.D. # 347 - Willmar</b>			
Minnesota Rural Education Association	2,500	45.1%	1,128
Minnesota School Boards Association	9,265	21.5%	1,992
<b>Total for Entity</b>	<b>\$11,765</b>		<b>\$3,120</b>
<b>I.S.D. # 356 - Lancaster</b>			
Minnesota Rural Education Association	1,285	45.1%	580
Minnesota School Boards Association	2,449	21.5%	527
<b>Total for Entity</b>	<b>\$3,734</b>		<b>\$1,107</b>
<b>I.S.D. # 36 - Kelliher</b>			
Minnesota Rural Education Association	1,410	45.1%	636
Minnesota School Boards Association	2,698	21.5%	580
<b>Total for Entity</b>	<b>\$4,108</b>		<b>\$1,216</b>

**Table 5**  
**2019 Lobbying Expenditures Paid With Association Dues**  
**Listed by Entity**

Name of Entity (County) Association Name	Total Local Government Dues	Proportion of Dues Used for Lobbying	Total Dues Used for Lobbying
<b>I.S.D. # 361 - International Falls</b>			
Minnesota Rural Education Association	2,231	45.1%	1,006
Minnesota School Boards Association	4,556	21.5%	980
<b>Total for Entity</b>	<b>\$6,787</b>		<b>\$1,986</b>
<b>I.S.D. # 362 - Littlefork-Big Falls</b>			
Minnesota Rural Education Association	1,463	45.1%	660
Minnesota School Boards Association	2,866	21.5%	616
<b>Total for Entity</b>	<b>\$4,329</b>		<b>\$1,276</b>
<b>I.S.D. # 363 - South Koochiching</b>			
Minnesota Rural Education Association	1,378	45.1%	621
Minnesota School Boards Association	2,721	21.5%	585
<b>Total for Entity</b>	<b>\$4,099</b>		<b>\$1,206</b>
<b>I.S.D. # 378 - Dawson-Boyd</b>			
Minnesota Rural Education Association	1,700	45.1%	767
Minnesota School Boards Association	3,432	21.5%	738
<b>Total for Entity</b>	<b>\$5,132</b>		<b>\$1,505</b>
<b>I.S.D. # 38 - Red Lake</b>			
Minnesota Rural Education Association	2,500	45.1%	1,128
Minnesota School Boards Association	5,622	21.5%	1,209
<b>Total for Entity</b>	<b>\$8,122</b>		<b>\$2,337</b>
<b>I.S.D. # 381 - Lake Superior</b>			
Minnesota Rural Education Association	2,225	45.1%	1,003
Minnesota School Boards Association	5,110	21.5%	1,099
Range Association of Municipalities and Schools	1,750	72.3%	1,265
<b>Total for Entity</b>	<b>\$9,085</b>		<b>\$3,367</b>
<b>I.S.D. # 390 - Lake of the Woods</b>			
Minnesota Rural Education Association	1,606	45.1%	724
Minnesota School Boards Association	3,168	21.5%	681
<b>Total for Entity</b>	<b>\$4,774</b>		<b>\$1,405</b>

**Table 5**  
**2019 Lobbying Expenditures Paid With Association Dues**  
**Listed by Entity**

Name of Entity (County) Association Name	Total Local Government Dues	Proportion of Dues Used for Lobbying	Total Dues Used for Lobbying
<b>I.S.D. # 391 - Cleveland Public School</b>			
Minnesota Rural Education Association	1,667	45.1%	752
Minnesota School Boards Association	3,322	21.5%	714
<b>Total for Entity</b>	<b>\$4,989</b>		<b>\$1,466</b>
<b>I.S.D. # 4 - McGregor</b>			
Minnesota Rural Education Association	1,603	45.1%	723
Minnesota School Boards Association	3,170	21.5%	682
<b>Total for Entity</b>	<b>\$4,773</b>		<b>\$1,405</b>
<b>I.S.D. # 402 - Hendricks</b>			
Minnesota Rural Education Association	1,230	45.1%	555
Minnesota School Boards Association	2,327	21.5%	500
<b>Total for Entity</b>	<b>\$3,557</b>		<b>\$1,055</b>
<b>I.S.D. # 403 - Ivanhoe</b>			
Minnesota Rural Education Association	974	45.1%	439
Minnesota School Boards Association	2,377	21.5%	511
<b>Total for Entity</b>	<b>\$3,351</b>		<b>\$950</b>
<b>I.S.D. # 404 - Lake Benton</b>			
Minnesota Rural Education Association	1,034	45.1%	466
Minnesota School Boards Association	2,543	21.5%	547
<b>Total for Entity</b>	<b>\$3,577</b>		<b>\$1,013</b>
<b>I.S.D. # 413 - Marshall</b>			
Minnesota Rural Education Association	2,500	45.1%	1,128
Minnesota School Boards Association	7,187	21.5%	1,545
<b>Total for Entity</b>	<b>\$9,687</b>		<b>\$2,673</b>
<b>I.S.D. # 414 - Minneota</b>			
Minnesota Rural Education Association	1,334	45.1%	602
Minnesota School Boards Association	3,209	21.5%	690
<b>Total for Entity</b>	<b>\$4,543</b>		<b>\$1,292</b>
<b>I.S.D. # 415 - Lynd</b>			
Minnesota School Boards Association	2,506	21.5%	539
<b>Total for Entity</b>	<b>\$2,506</b>		<b>\$539</b>

**Table 5**  
**2019 Lobbying Expenditures Paid With Association Dues**  
**Listed by Entity**

Name of Entity (County) Association Name	Total Local Government Dues	Proportion of Dues Used for Lobbying	Total Dues Used for Lobbying
<b>I.S.D. # 423 - Hutchinson</b>			
Minnesota School Boards Association	7,677	21.5%	1,651
Schools for Equity in Education	4,148	81.6%	3,385
<b>Total for Entity</b>	<b>\$11,825</b>		<b>\$5,036</b>
<b>I.S.D. # 424 - Lester Prairie</b>			
Minnesota School Boards Association	3,153	21.5%	678
<b>Total for Entity</b>	<b>\$3,153</b>		<b>\$678</b>
<b>I.S.D. # 432 - Mahnomon</b>			
Minnesota Rural Education Association	1,758	45.1%	793
Minnesota School Boards Association	3,537	21.5%	760
<b>Total for Entity</b>	<b>\$5,295</b>		<b>\$1,553</b>
<b>I.S.D. # 435 - Waubun</b>			
Minnesota Rural Education Association	1,770	45.1%	798
Minnesota School Boards Association	3,664	21.5%	788
<b>Total for Entity</b>	<b>\$5,434</b>		<b>\$1,586</b>
<b>I.S.D. # 441 - Marshall County Central Schools</b>			
Minnesota Rural Education Association	1,517	45.1%	684
Minnesota School Boards Association	3,032	21.5%	652
<b>Total for Entity</b>	<b>\$4,549</b>		<b>\$1,336</b>
<b>I.S.D. # 447 - Grygla</b>			
Minnesota Rural Education Association	990	45.1%	446
Minnesota School Boards Association	2,388	21.5%	513
<b>Total for Entity</b>	<b>\$3,378</b>		<b>\$959</b>
<b>I.S.D. # 458 - Truman</b>			
Minnesota Rural Education Association	656	45.1%	296
Minnesota School Boards Association	2,545	21.5%	547
<b>Total for Entity</b>	<b>\$3,201</b>		<b>\$843</b>
<b>I.S.D. # 463 - Eden Valley-Watkins</b>			
Minnesota Rural Education Association	2,153	45.1%	971
Minnesota School Boards Association	4,318	21.5%	928
<b>Total for Entity</b>	<b>\$6,471</b>		<b>\$1,899</b>

**Table 5**  
**2019 Lobbying Expenditures Paid With Association Dues**  
**Listed by Entity**

Name of Entity (County) Association Name	Total Local Government Dues	Proportion of Dues Used for Lobbying	Total Dues Used for Lobbying
<b>I.S.D. # 465 - Litchfield</b>			
Minnesota School Boards Association	5,659	21.5%	1,217
Schools for Equity in Education	2,431	81.6%	1,984
<b>Total for Entity</b>	<b>\$8,090</b>		<b>\$3,201</b>
<b>I.S.D. # 466 - Dassel-Cokato</b>			
Minnesota School Boards Association	6,841	21.5%	1,471
Schools for Equity in Education	3,313	81.6%	2,703
<b>Total for Entity</b>	<b>\$10,154</b>		<b>\$4,174</b>
<b>I.S.D. # 47 - Sauk Rapids</b>			
Minnesota Rural Education Association	1,250	45.1%	564
Minnesota School Boards Association	9,650	21.5%	2,075
<b>Total for Entity</b>	<b>\$10,900</b>		<b>\$2,639</b>
<b>I.S.D. # 473 - Isle</b>			
Minnesota School Boards Association	3,139	21.5%	675
<b>Total for Entity</b>	<b>\$3,139</b>		<b>\$675</b>
<b>I.S.D. # 477 - Princeton</b>			
Minnesota Rural Education Association	2,500	45.1%	1,128
Minnesota School Boards Association	8,353	21.5%	1,796
Schools for Equity in Education	4,860	81.6%	3,966
<b>Total for Entity</b>	<b>\$15,713</b>		<b>\$6,890</b>
<b>I.S.D. # 480 - Onamia</b>			
Minnesota Rural Education Association	1,785	45.1%	805
Minnesota School Boards Association	3,501	21.5%	753
<b>Total for Entity</b>	<b>\$5,286</b>		<b>\$1,558</b>
<b>I.S.D. # 482 - Little Falls</b>			
Minnesota Rural Education Association	2,500	45.1%	1,128
Minnesota School Boards Association	7,151	21.5%	1,537
<b>Total for Entity</b>	<b>\$9,651</b>		<b>\$2,665</b>

**Table 5**  
**2019 Lobbying Expenditures Paid With Association Dues**  
**Listed by Entity**

Name of Entity (County) Association Name	Total Local Government Dues	Proportion of Dues Used for Lobbying	Total Dues Used for Lobbying
<b>I.S.D. # 484 - Pierz</b>			
Minnesota Rural Education Association	2,388	45.1%	1,077
Minnesota School Boards Association	4,778	21.5%	1,027
<b>Total for Entity</b>	<b>\$7,166</b>		<b>\$2,104</b>
<b>I.S.D. # 485 - Royalton</b>			
Minnesota School Boards Association	4,282	21.5%	921
Schools for Equity in Education	2,291	81.6%	1,869
<b>Total for Entity</b>	<b>\$6,573</b>		<b>\$2,790</b>
<b>I.S.D. # 486 - Swanville</b>			
Minnesota School Boards Association	2,806	21.5%	603
<b>Total for Entity</b>	<b>\$2,806</b>		<b>\$603</b>
<b>I.S.D. # 487 - Upsala</b>			
Minnesota Rural Education Association	1,511	45.1%	681
Minnesota School Boards Association	2,971	21.5%	639
<b>Total for Entity</b>	<b>\$4,482</b>		<b>\$1,320</b>
<b>I.S.D. # 492 - Austin</b>			
Minnesota School Boards Association	10,497	21.5%	2,257
Schools for Equity in Education	6,934	81.6%	5,658
<b>Total for Entity</b>	<b>\$17,431</b>		<b>\$7,915</b>
<b>I.S.D. # 495 - Grand Meadow</b>			
Minnesota Rural Education Association	1,571	45.1%	709
Minnesota School Boards Association	3,145	21.5%	676
<b>Total for Entity</b>	<b>\$4,716</b>		<b>\$1,385</b>
<b>I.S.D. # 497 - Lyle</b>			
Minnesota School Boards Association	2,717	21.5%	584
<b>Total for Entity</b>	<b>\$2,717</b>		<b>\$584</b>
<b>I.S.D. # 499 - Leroy</b>			
Minnesota Rural Education Association	1,139	45.1%	514
Minnesota School Boards Association	2,696	21.5%	580
<b>Total for Entity</b>	<b>\$3,835</b>		<b>\$1,094</b>

**Table 5**  
**2019 Lobbying Expenditures Paid With Association Dues**  
**Listed by Entity**

Name of Entity (County) Association Name	Total Local Government Dues	Proportion of Dues Used for Lobbying	Total Dues Used for Lobbying
<b>I.S.D. # 500 - Southland</b>			
Minnesota Rural Education Association	1,224	45.1%	552
Minnesota School Boards Association	3,121	21.5%	671
<b>Total for Entity</b>	<b>\$4,345</b>		<b>\$1,223</b>
<b>I.S.D. # 505 - Fulda</b>			
Minnesota Rural Education Association	1,145	45.1%	516
Minnesota School Boards Association	2,836	21.5%	610
<b>Total for Entity</b>	<b>\$3,981</b>		<b>\$1,126</b>
<b>I.S.D. # 507 - Nicollet</b>			
Minnesota School Boards Association	2,985	21.5%	642
<b>Total for Entity</b>	<b>\$2,985</b>		<b>\$642</b>
<b>I.S.D. # 508 - Saint Peter</b>			
Minnesota School Boards Association	6,809	21.5%	1,464
<b>Total for Entity</b>	<b>\$6,809</b>		<b>\$1,464</b>
<b>I.S.D. # 51 - Foley</b>			
Minnesota Rural Education Association	2,500	45.1%	1,128
Minnesota School Boards Association	6,327	21.5%	1,360
<b>Total for Entity</b>	<b>\$8,827</b>		<b>\$2,488</b>
<b>I.S.D. # 511 - Adrian</b>			
Minnesota Rural Education Association	1,707	45.1%	770
Minnesota School Boards Association	3,440	21.5%	740
<b>Total for Entity</b>	<b>\$5,147</b>		<b>\$1,510</b>
<b>I.S.D. # 514 - Ellsworth</b>			
Minnesota Rural Education Association	1,250	45.1%	564
Minnesota School Boards Association	2,370	21.5%	510
<b>Total for Entity</b>	<b>\$3,620</b>		<b>\$1,074</b>
<b>I.S.D. # 518 - Worthington</b>			
Minnesota Rural Education Association	2,500	45.1%	1,128
Minnesota School Boards Association	8,525	21.5%	1,833
<b>Total for Entity</b>	<b>\$11,025</b>		<b>\$2,961</b>

**Table 5**  
**2019 Lobbying Expenditures Paid With Association Dues**  
**Listed by Entity**

Name of Entity (County) Association Name	Total Local Government Dues	Proportion of Dues Used for Lobbying	Total Dues Used for Lobbying
<b>I.S.D. # 531 - Byron</b>			
Minnesota Rural Education Association	2,500	45.1%	1,128
Minnesota School Boards Association	6,624	21.5%	1,424
Schools for Equity in Education	3,214	81.6%	2,623
<b>Total for Entity</b>	<b>\$12,338</b>		<b>\$5,175</b>
<b>I.S.D. # 533 - Dover-Eyota</b>			
Minnesota Rural Education Association	2,324	45.1%	1,048
Minnesota School Boards Association	4,691	21.5%	1,009
<b>Total for Entity</b>	<b>\$7,015</b>		<b>\$2,057</b>
<b>I.S.D. # 534 - Stewartville</b>			
Minnesota School Boards Association	6,642	21.5%	1,428
Schools for Equity in Education	3,191	81.6%	2,604
<b>Total for Entity</b>	<b>\$9,833</b>		<b>\$4,032</b>
<b>I.S.D. # 535 - Rochester</b>			
Association of Metropolitan School Districts, Inc.	11,925	73.1%	8,717
Minnesota School Boards Association	16,652	21.5%	3,580
<b>Total for Entity</b>	<b>\$28,577</b>		<b>\$12,297</b>
<b>I.S.D. # 542 - Battle Lake</b>			
Minnesota Rural Education Association	1,557	45.1%	702
Minnesota School Boards Association	3,106	21.5%	668
<b>Total for Entity</b>	<b>\$4,663</b>		<b>\$1,370</b>
<b>I.S.D. # 544 - Fergus Falls</b>			
Minnesota Rural Education Association	2,500	45.1%	1,128
Minnesota School Boards Association	7,776	21.5%	1,672
<b>Total for Entity</b>	<b>\$10,276</b>		<b>\$2,800</b>
<b>I.S.D. # 545 - Henning</b>			
Minnesota Rural Education Association	1,501	45.1%	677
Minnesota School Boards Association	3,014	21.5%	648
<b>Total for Entity</b>	<b>\$4,515</b>		<b>\$1,325</b>



**Table 5**  
**2019 Lobbying Expenditures Paid With Association Dues**  
**Listed by Entity**

Name of Entity (County) Association Name	Total Local Government Dues	Proportion of Dues Used for Lobbying	Total Dues Used for Lobbying
<b>I.S.D. # 547 - Parkers Prairie</b>			
Minnesota Rural Education Association	1,683	45.1%	759
Minnesota School Boards Association	3,400	21.5%	731
<b>Total for Entity</b>	<b>\$5,083</b>		<b>\$1,490</b>
<b>I.S.D. # 548 - Pelican Rapids</b>			
Minnesota Rural Education Association	2,069	45.1%	933
Minnesota School Boards Association	4,138	21.5%	890
<b>Total for Entity</b>	<b>\$6,207</b>		<b>\$1,823</b>
<b>I.S.D. # 549 - Perham</b>			
Minnesota Rural Education Association	2,500	45.1%	1,128
Minnesota School Boards Association	5,535	21.5%	1,190
<b>Total for Entity</b>	<b>\$8,035</b>		<b>\$2,318</b>
<b>I.S.D. # 550 - Underwood</b>			
Minnesota Rural Education Association	1,712	45.1%	772
Minnesota School Boards Association	3,396	21.5%	730
<b>Total for Entity</b>	<b>\$5,108</b>		<b>\$1,502</b>
<b>I.S.D. # 553 - New York Mills</b>			
Minnesota Rural Education Association	1,900	45.1%	857
Minnesota School Boards Association	3,874	21.5%	833
<b>Total for Entity</b>	<b>\$5,774</b>		<b>\$1,690</b>
<b>I.S.D. # 561 - Goodridge</b>			
Minnesota Rural Education Association	1,060	45.1%	478
Minnesota School Boards Association	2,559	21.5%	550
<b>Total for Entity</b>	<b>\$3,619</b>		<b>\$1,028</b>
<b>I.S.D. # 564 - Thief River Falls</b>			
Minnesota Rural Education Association	2,500	45.1%	1,128
Minnesota School Boards Association	6,494	21.5%	1,396
<b>Total for Entity</b>	<b>\$8,994</b>		<b>\$2,524</b>
<b>I.S.D. # 577 - Willow River</b>			
Minnesota School Boards Association	3,096	21.5%	666
<b>Total for Entity</b>	<b>\$3,096</b>		<b>\$666</b>

**Table 5**  
**2019 Lobbying Expenditures Paid With Association Dues**  
**Listed by Entity**

Name of Entity (County) Association Name	Total Local Government Dues	Proportion of Dues Used for Lobbying	Total Dues Used for Lobbying
<b>I.S.D. # 578 - Pine City</b>			
Minnesota Rural Education Association	2,500	45.1%	1,128
Minnesota School Boards Association	5,802	21.5%	1,247
<b>Total for Entity</b>	<b>\$8,302</b>		<b>\$2,375</b>
<b>I.S.D. # 581 - Edgerton</b>			
Minnesota Rural Education Association	1,553	45.1%	700
Minnesota School Boards Association	3,078	21.5%	662
<b>Total for Entity</b>	<b>\$4,631</b>		<b>\$1,362</b>
<b>I.S.D. # 592 - Climax</b>			
Minnesota Rural Education Association	1,296	45.1%	584
Minnesota School Boards Association	2,557	21.5%	550
<b>Total for Entity</b>	<b>\$3,853</b>		<b>\$1,134</b>
<b>I.S.D. # 593 - Crookston</b>			
Minnesota Rural Education Association	2,385	45.1%	1,076
Minnesota School Boards Association	4,717	21.5%	1,014
<b>Total for Entity</b>	<b>\$7,102</b>		<b>\$2,090</b>
<b>I.S.D. # 595 - East Grand Forks</b>			
Minnesota Rural Education Association	2,500	45.1%	1,128
Minnesota School Boards Association	6,276	21.5%	1,349
<b>Total for Entity</b>	<b>\$8,776</b>		<b>\$2,477</b>
<b>I.S.D. # 599 - Fertile-Beltrami</b>			
Minnesota Rural Education Association	1,616	45.1%	729
Minnesota School Boards Association	3,191	21.5%	686
<b>Total for Entity</b>	<b>\$4,807</b>		<b>\$1,415</b>
<b>I.S.D. # 6 - South Saint Paul</b>			
Association of Metropolitan School Districts, Inc.	8,365	73.1%	6,115
Minnesota School Boards Association	8,527	21.5%	1,833
Schools for Equity in Education	4,958	81.6%	4,046
<b>Total for Entity</b>	<b>\$21,850</b>		<b>\$11,994</b>

**Table 5**  
**2019 Lobbying Expenditures Paid With Association Dues**  
**Listed by Entity**

Name of Entity (County) Association Name	Total Local Government Dues	Proportion of Dues Used for Lobbying	Total Dues Used for Lobbying
<b>I.S.D. # 600 - Fisher</b>			
Minnesota Rural Education Association	1,380	45.1%	622
Minnesota School Boards Association	2,681	21.5%	576
<b>Total for Entity</b>	<b>\$4,061</b>		<b>\$1,198</b>
<b>I.S.D. # 6009 - Saint Croix River Education District</b>			
Schools for Equity in Education	741	81.6%	605
<b>Total for Entity</b>	<b>\$741</b>		<b>\$605</b>
<b>I.S.D. # 601 - Fosston</b>			
Minnesota Rural Education Association	1,793	45.1%	809
Minnesota School Boards Association	3,611	21.5%	776
<b>Total for Entity</b>	<b>\$5,404</b>		<b>\$1,585</b>
<b>I.S.D. # 6078 Northwest Suburban Integration School District</b>			
Association of Metropolitan School Districts, Inc.	3,700	73.1%	2,705
<b>Total for Entity</b>	<b>\$3,700</b>		<b>\$2,705</b>
<b>I.S.D. # 621 - Mounds View</b>			
Association of Metropolitan School Districts, Inc.	11,925	73.1%	8,717
Minnesota School Boards Association	14,871	21.5%	3,197
<b>Total for Entity</b>	<b>\$26,796</b>		<b>\$11,914</b>
<b>I.S.D. # 622 - North Saint Paul-Maplewood</b>			
Association of Metropolitan School Districts, Inc.	11,925	73.1%	8,717
Minnesota School Boards Association	14,648	21.5%	3,149
<b>Total for Entity</b>	<b>\$26,573</b>		<b>\$11,866</b>
<b>I.S.D. # 623 - Roseville</b>			
Association of Metropolitan School Districts, Inc.	10,060	73.1%	7,354
Minnesota School Boards Association	12,863	21.5%	2,766
<b>Total for Entity</b>	<b>\$22,923</b>		<b>\$10,120</b>
<b>I.S.D. # 624 - White Bear Lake</b>			
Association of Metropolitan School Districts, Inc.	11,063	73.1%	8,087
Minnesota School Boards Association	13,591	21.5%	2,922
<b>Total for Entity</b>	<b>\$24,654</b>		<b>\$11,009</b>

**Table 5**  
**2019 Lobbying Expenditures Paid With Association Dues**  
**Listed by Entity**

Name of Entity (County) Association Name	Total Local Government Dues	Proportion of Dues Used for Lobbying	Total Dues Used for Lobbying
<b>I.S.D. # 625 - Saint Paul</b>			
Association of Metropolitan School Districts, Inc.	11,925	73.1%	8,717
Minnesota School Boards Association	17,406	21.5%	3,742
<b>Total for Entity</b>	<b>\$29,331</b>		<b>\$12,459</b>
<b>I.S.D. # 630 - Red Lake Falls</b>			
Minnesota Rural Education Association	1,216	45.1%	548
Minnesota School Boards Association	2,930	21.5%	630
<b>Total for Entity</b>	<b>\$4,146</b>		<b>\$1,178</b>
<b>I.S.D. # 635 - Milroy</b>			
Minnesota School Boards Association	2,127	21.5%	457
<b>Total for Entity</b>	<b>\$2,127</b>		<b>\$457</b>
<b>I.S.D. # 640 - Wabasso</b>			
Minnesota Rural Education Association	1,527	45.1%	689
Minnesota School Boards Association	3,017	21.5%	649
<b>Total for Entity</b>	<b>\$4,544</b>		<b>\$1,338</b>
<b>I.S.D. # 656 - Faribault</b>			
Minnesota School Boards Association	8,729	21.5%	1,877
Schools for Equity in Education	5,016	81.6%	4,093
<b>Total for Entity</b>	<b>\$13,745</b>		<b>\$5,970</b>
<b>I.S.D. # 659 - Northfield</b>			
Minnesota Rural Education Association	1,250	45.1%	564
Minnesota School Boards Association	9,128	21.5%	1,963
Schools for Equity in Education	5,621	81.6%	4,587
<b>Total for Entity</b>	<b>\$15,999</b>		<b>\$7,114</b>
<b>I.S.D. # 671 - Hills-Beaver Creek</b>			
Minnesota Rural Education Association	1,517	45.1%	684
Minnesota School Boards Association	2,963	21.5%	637
<b>Total for Entity</b>	<b>\$4,480</b>		<b>\$1,321</b>

**Table 5**  
**2019 Lobbying Expenditures Paid With Association Dues**  
**Listed by Entity**

Name of Entity (County) Association Name	Total Local Government Dues	Proportion of Dues Used for Lobbying	Total Dues Used for Lobbying
<b>I.S.D. # 676 - Badger</b>			
Minnesota Rural Education Association	1,029	45.1%	464
Minnesota School Boards Association	2,594	21.5%	558
<b>Total for Entity</b>	<b>\$3,623</b>		<b>\$1,022</b>
<b>I.S.D. # 682 - Roseau</b>			
Minnesota Rural Education Association	2,377	45.1%	1,072
Minnesota School Boards Association	4,749	21.5%	1,021
Schools for Equity in Education	1,948	81.6%	1,590
<b>Total for Entity</b>	<b>\$9,074</b>		<b>\$3,683</b>
<b>I.S.D. # 690 - Warroad</b>			
Minnesota Rural Education Association	2,210	45.1%	997
Minnesota School Boards Association	4,356	21.5%	937
<b>Total for Entity</b>	<b>\$6,566</b>		<b>\$1,934</b>
<b>I.S.D. # 695 - Chisholm</b>			
Minnesota School Boards Association	3,826	21.5%	823
Range Association of Municipalities and Schools	1,250	72.3%	904
<b>Total for Entity</b>	<b>\$5,076</b>		<b>\$1,727</b>
<b>I.S.D. # 696 - Ely</b>			
Minnesota Rural Education Association	837	45.1%	377
Minnesota School Boards Association	3,481	21.5%	748
Range Association of Municipalities and Schools	1,250	72.3%	904
<b>Total for Entity</b>	<b>\$5,568</b>		<b>\$2,029</b>
<b>I.S.D. # 698 - Floodwood</b>			
Minnesota Rural Education Association	1,356	45.1%	612
Minnesota School Boards Association	2,573	21.5%	553
<b>Total for Entity</b>	<b>\$3,929</b>		<b>\$1,165</b>
<b>I.S.D. # 700 - Hermantown</b>			
Minnesota Rural Education Association	2,500	45.1%	1,128
Minnesota School Boards Association	6,635	21.5%	1,427
<b>Total for Entity</b>	<b>\$9,135</b>		<b>\$2,555</b>

**Table 5**  
**2019 Lobbying Expenditures Paid With Association Dues**  
**Listed by Entity**

Name of Entity (County) Association Name	Total Local Government Dues	Proportion of Dues Used for Lobbying	Total Dues Used for Lobbying
<b>I.S.D. # 701 - Hibbing</b>			
Minnesota School Boards Association	7,082	21.5%	1,523
Range Association of Municipalities and Schools	1,750	72.3%	1,265
<b>Total for Entity</b>	<b>\$8,832</b>		<b>\$2,788</b>
<b>I.S.D. # 704 - Proctor</b>			
Minnesota Rural Education Association	2,500	45.1%	1,128
Minnesota School Boards Association	6,104	21.5%	1,312
<b>Total for Entity</b>	<b>\$8,604</b>		<b>\$2,440</b>
<b>I.S.D. # 706 - Virginia</b>			
Minnesota Rural Education Association	2,500	45.1%	1,128
Minnesota School Boards Association	6,005	21.5%	1,291
Range Association of Municipalities and Schools	1,750	72.3%	1,265
<b>Total for Entity</b>	<b>\$10,255</b>		<b>\$3,684</b>
<b>I.S.D. # 707 - Nett Lake</b>			
Minnesota Rural Education Association	1,209	45.1%	545
Minnesota School Boards Association	2,255	21.5%	485
<b>Total for Entity</b>	<b>\$3,464</b>		<b>\$1,030</b>
<b>I.S.D. # 709 - Duluth</b>			
Minnesota School Boards Association	13,277	21.5%	2,855
<b>Total for Entity</b>	<b>\$13,277</b>		<b>\$2,855</b>
<b>I.S.D. # 712 - Mountain Iron-Buhl</b>			
Minnesota School Boards Association	3,261	21.5%	701
Range Association of Municipalities and Schools	1,250	72.3%	904
<b>Total for Entity</b>	<b>\$4,511</b>		<b>\$1,605</b>
<b>I.S.D. # 716 - Belle Plaine</b>			
Minnesota School Boards Association	5,817	21.5%	1,251
Schools for Equity in Education	2,506	81.6%	2,045
<b>Total for Entity</b>	<b>\$8,323</b>		<b>\$3,296</b>

**Table 5**  
**2019 Lobbying Expenditures Paid With Association Dues**  
**Listed by Entity**

Name of Entity (County) Association Name	Total Local Government Dues	Proportion of Dues Used for Lobbying	Total Dues Used for Lobbying
<b>I.S.D. # 717 - Jordan</b>			
Minnesota School Boards Association	6,161	21.5%	1,325
Schools for Equity in Education	2,905	81.6%	2,370
<b>Total for Entity</b>	<b>\$9,066</b>		<b>\$3,695</b>
<b>I.S.D. # 719 - Prior Lake-Savage Area Schools</b>			
Association of Metropolitan School Districts, Inc.	10,656	73.1%	7,790
Minnesota School Boards Association	13,571	21.5%	2,918
Schools for Equity in Education	11,418	81.6%	9,317
<b>Total for Entity</b>	<b>\$35,645</b>		<b>\$20,025</b>
<b>I.S.D. # 720 - Shakopee</b>			
Association of Metropolitan School Districts, Inc.	11,085	73.1%	8,103
Minnesota School Boards Association	13,315	21.5%	2,863
<b>Total for Entity</b>	<b>\$24,400</b>		<b>\$10,966</b>
<b>I.S.D. # 721 - New Prague Area Schools</b>			
Minnesota School Boards Association	9,282	21.5%	1,996
Schools for Equity in Education	5,760	81.6%	4,700
<b>Total for Entity</b>	<b>\$15,042</b>		<b>\$6,696</b>
<b>I.S.D. # 726 - Becker</b>			
Minnesota Rural Education Association	1,250	45.1%	564
Minnesota School Boards Association	7,714	21.5%	1,659
<b>Total for Entity</b>	<b>\$8,964</b>		<b>\$2,223</b>
<b>I.S.D. # 727 - Big Lake</b>			
Minnesota School Boards Association	8,041	21.5%	1,729
Schools for Equity in Education	4,286	81.6%	3,497
<b>Total for Entity</b>	<b>\$12,327</b>		<b>\$5,226</b>
<b>I.S.D. # 728 - Elk River</b>			
Association of Metropolitan School Districts, Inc.	11,925	73.1%	8,717
Minnesota School Boards Association	15,390	21.5%	3,309
<b>Total for Entity</b>	<b>\$27,315</b>		<b>\$12,026</b>

**Table 5**  
**2019 Lobbying Expenditures Paid With Association Dues**  
**Listed by Entity**

Name of Entity (County) Association Name	Total Local Government Dues	Proportion of Dues Used for Lobbying	Total Dues Used for Lobbying
<b>I.S.D. # 738 - Holdingford</b>			
Minnesota Rural Education Association	2,231	45.1%	1,006
Minnesota School Boards Association	4,592	21.5%	987
<b>Total for Entity</b>	<b>\$6,823</b>		<b>\$1,993</b>
<b>I.S.D. # 739 - Kimball</b>			
Minnesota School Boards Association	3,860	21.5%	830
Schools for Equity in Education	2,142	81.6%	1,748
<b>Total for Entity</b>	<b>\$6,002</b>		<b>\$2,578</b>
<b>I.S.D. # 740 - Melrose</b>			
Minnesota School Boards Association	5,049	21.5%	1,086
Schools for Equity in Education	2,336	81.6%	1,906
<b>Total for Entity</b>	<b>\$7,385</b>		<b>\$2,992</b>
<b>I.S.D. # 741 - Paynesville</b>			
Minnesota School Boards Association	4,272	21.5%	918
Schools for Equity in Education	2,216	81.6%	1,808
<b>Total for Entity</b>	<b>\$6,488</b>		<b>\$2,726</b>
<b>I.S.D. # 742 - Saint Cloud</b>			
Association of Metropolitan School Districts, Inc.	11,925	73.1%	8,717
Minnesota School Boards Association	14,435	21.5%	3,104
<b>Total for Entity</b>	<b>\$26,360</b>		<b>\$11,821</b>
<b>I.S.D. # 743 - Sauk Centre</b>			
Minnesota Rural Education Association	2,269	45.1%	1,023
Minnesota School Boards Association	4,559	21.5%	980
<b>Total for Entity</b>	<b>\$6,828</b>		<b>\$2,003</b>
<b>I.S.D. # 745 - Albany</b>			
Minnesota School Boards Association	6,074	21.5%	1,306
Schools for Equity in Education	2,712	81.6%	2,213
<b>Total for Entity</b>	<b>\$8,786</b>		<b>\$3,519</b>



**Table 5**  
**2019 Lobbying Expenditures Paid With Association Dues**  
**Listed by Entity**

Name of Entity (County) Association Name	Total Local Government Dues	Proportion of Dues Used for Lobbying	Total Dues Used for Lobbying
<b>I.S.D. # 748 - Sartell-Saint Stephen</b>			
Minnesota School Boards Association	8,968	21.5%	1,928
Schools for Equity in Education	5,621	81.6%	4,587
<b>Total for Entity</b>	<b>\$14,589</b>		<b>\$6,515</b>
<b>I.S.D. # 75 - Saint Clair</b>			
Minnesota Rural Education Association	1,829	45.1%	825
Minnesota School Boards Association	3,679	21.5%	791
<b>Total for Entity</b>	<b>\$5,508</b>		<b>\$1,616</b>
<b>I.S.D. # 750 - Rocori</b>			
Minnesota School Boards Association	6,612	21.5%	1,422
Schools for Equity in Education	3,214	81.6%	2,623
<b>Total for Entity</b>	<b>\$9,826</b>		<b>\$4,045</b>
<b>I.S.D. # 756 - Blooming Prairie</b>			
Minnesota Rural Education Association	1,917	45.1%	865
Minnesota School Boards Association	3,836	21.5%	825
<b>Total for Entity</b>	<b>\$5,753</b>		<b>\$1,690</b>
<b>I.S.D. # 761 - Owatonna</b>			
Minnesota Rural Education Association	1,250	45.1%	564
Minnesota School Boards Association	10,035	21.5%	2,158
Schools for Equity in Education	6,570	81.6%	5,361
<b>Total for Entity</b>	<b>\$17,855</b>		<b>\$8,083</b>
<b>I.S.D. # 763 - Medford</b>			
Minnesota School Boards Association	4,202	21.5%	903
Schools for Equity in Education	2,170	81.6%	1,771
<b>Total for Entity</b>	<b>\$6,372</b>		<b>\$2,674</b>
<b>I.S.D. # 768 - Hancock</b>			
Minnesota Rural Education Association	1,489	45.1%	672
Minnesota School Boards Association	2,905	21.5%	625
<b>Total for Entity</b>	<b>\$4,394</b>		<b>\$1,297</b>

**Table 5**  
**2019 Lobbying Expenditures Paid With Association Dues**  
**Listed by Entity**

Name of Entity (County) Association Name	Total Local Government Dues	Proportion of Dues Used for Lobbying	Total Dues Used for Lobbying
<b>I.S.D. # 77 - Mankato</b>			
Minnesota School Boards Association	13,545	21.5%	2,912
<b>Total for Entity</b>	<b>\$13,545</b>		<b>\$2,912</b>
<b>I.S.D. # 771 - Chokio-Alberta</b>			
Minnesota Rural Education Association	1,274	45.1%	575
Minnesota School Boards Association	2,410	21.5%	518
<b>Total for Entity</b>	<b>\$3,684</b>		<b>\$1,093</b>
<b>I.S.D. # 775 - Kerkhoven-Murdock-Sunburg</b>			
Minnesota Rural Education Association	1,884	45.1%	850
Minnesota School Boards Association	3,793	21.5%	815
<b>Total for Entity</b>	<b>\$5,677</b>		<b>\$1,665</b>
<b>I.S.D. # 777 - Benson</b>			
Minnesota Rural Education Association	2,000	45.1%	902
Minnesota School Boards Association	4,038	21.5%	868
<b>Total for Entity</b>	<b>\$6,038</b>		<b>\$1,770</b>
<b>I.S.D. # 786 - Bertha-Hewitt</b>			
Minnesota Rural Education Association	1,580	45.1%	713
Minnesota School Boards Association	3,223	21.5%	693
<b>Total for Entity</b>	<b>\$4,803</b>		<b>\$1,406</b>
<b>I.S.D. # 787 - Browerville</b>			
Minnesota Rural Education Association	1,690	45.1%	762
Minnesota School Boards Association	3,398	21.5%	731
<b>Total for Entity</b>	<b>\$5,088</b>		<b>\$1,493</b>
<b>I.S.D. # 801 - Browns Valley</b>			
Minnesota Rural Education Association	1,256	45.1%	566
Minnesota School Boards Association	2,384	21.5%	513
<b>Total for Entity</b>	<b>\$3,640</b>		<b>\$1,079</b>
<b>I.S.D. # 803 - Wheaton Area School</b>			
Minnesota Rural Education Association	1,522	45.1%	686
Minnesota School Boards Association	3,001	21.5%	645
<b>Total for Entity</b>	<b>\$4,523</b>		<b>\$1,331</b>

**Table 5**  
**2019 Lobbying Expenditures Paid With Association Dues**  
**Listed by Entity**

Name of Entity (County) Association Name	Total Local Government Dues	Proportion of Dues Used for Lobbying	Total Dues Used for Lobbying
<b>I.S.D. # 81 - Comfrey</b>			
Minnesota School Boards Association	2,372	21.5%	510
<b>Total for Entity</b>	<b>\$2,372</b>		<b>\$510</b>
<b>I.S.D. # 811 - Wabasha-Kellogg</b>			
Minnesota School Boards Association	3,372	21.5%	725
<b>Total for Entity</b>	<b>\$3,372</b>		<b>\$725</b>
<b>I.S.D. # 813 - Lake City</b>			
Minnesota School Boards Association	4,881	21.5%	1,049
Schools for Equity in Education	2,327	81.6%	1,899
<b>Total for Entity</b>	<b>\$7,208</b>		<b>\$2,948</b>
<b>I.S.D. # 818 - Verndale</b>			
Minnesota Rural Education Association	1,701	45.1%	767
Minnesota School Boards Association	3,424	21.5%	736
<b>Total for Entity</b>	<b>\$5,125</b>		<b>\$1,503</b>
<b>I.S.D. # 820 - Sebeka</b>			
Minnesota Rural Education Association	1,666	45.1%	751
Minnesota School Boards Association	3,320	21.5%	714
<b>Total for Entity</b>	<b>\$4,986</b>		<b>\$1,465</b>
<b>I.S.D. # 821 - Menahga</b>			
Minnesota Rural Education Association	2,231	45.1%	1,006
Minnesota School Boards Association	4,443	21.5%	955
<b>Total for Entity</b>	<b>\$6,674</b>		<b>\$1,961</b>
<b>I.S.D. # 829 - Waseca</b>			
Minnesota Rural Education Association	2,500	45.1%	1,128
Minnesota School Boards Association	6,282	21.5%	1,351
<b>Total for Entity</b>	<b>\$8,782</b>		<b>\$2,479</b>
<b>I.S.D. # 831 - Forest Lake</b>			
Minnesota School Boards Association	11,613	21.5%	2,497
Schools for Equity in Education	7,880	81.6%	6,430
<b>Total for Entity</b>	<b>\$19,493</b>		<b>\$8,927</b>

**Table 5**  
**2019 Lobbying Expenditures Paid With Association Dues**  
**Listed by Entity**

Name of Entity (County) Association Name	Total Local Government Dues	Proportion of Dues Used for Lobbying	Total Dues Used for Lobbying
<b>I.S.D. # 832 - Mahtomedi</b>			
Association of Metropolitan School Districts, Inc.	7,989	73.1%	5,840
Minnesota School Boards Association	8,296	21.5%	1,784
<b>Total for Entity</b>	<b>\$16,285</b>		<b>\$7,624</b>
<b>I.S.D. # 833 - South Washington County</b>			
Association of Metropolitan School Districts, Inc.	11,925	73.1%	8,717
Minnesota School Boards Association	16,982	21.5%	3,651
<b>Total for Entity</b>	<b>\$28,907</b>		<b>\$12,368</b>
<b>I.S.D. # 834 - Stillwater</b>			
Association of Metropolitan School Districts, Inc.	11,364	73.1%	8,307
Minnesota School Boards Association	13,373	21.5%	2,875
Schools for Equity in Education	9,023	81.6%	7,363
<b>Total for Entity</b>	<b>\$33,760</b>		<b>\$18,545</b>
<b>I.S.D. # 836 - Butterfield</b>			
Minnesota Rural Education Association	1,354	45.1%	611
Minnesota School Boards Association	2,526	21.5%	543
<b>Total for Entity</b>	<b>\$3,880</b>		<b>\$1,154</b>
<b>I.S.D. # 837 - Madelia</b>			
Minnesota Rural Education Association	1,439	45.1%	649
Minnesota School Boards Association	3,487	21.5%	750
<b>Total for Entity</b>	<b>\$4,926</b>		<b>\$1,399</b>
<b>I.S.D. # 84 - Sleepy Eye</b>			
Minnesota Rural Education Association	1,742	45.1%	786
Minnesota School Boards Association	3,485	21.5%	749
<b>Total for Entity</b>	<b>\$5,227</b>		<b>\$1,535</b>
<b>I.S.D. # 840 - Saint James</b>			
Minnesota Rural Education Association	2,247	45.1%	1,013
Minnesota School Boards Association	4,489	21.5%	965
<b>Total for Entity</b>	<b>\$6,736</b>		<b>\$1,978</b>

**Table 5**  
**2019 Lobbying Expenditures Paid With Association Dues**  
**Listed by Entity**

Name of Entity (County) Association Name	Total Local Government Dues	Proportion of Dues Used for Lobbying	Total Dues Used for Lobbying
<b>I.S.D. # 846 - Breckenridge</b>			
Minnesota Rural Education Association	1,809	45.1%	816
Minnesota School Boards Association	3,596	21.5%	773
<b>Total for Entity</b>	<b>\$5,405</b>		<b>\$1,589</b>
<b>I.S.D. # 85 - Springfield</b>			
Minnesota Rural Education Association	1,695	45.1%	764
Minnesota School Boards Association	3,426	21.5%	737
<b>Total for Entity</b>	<b>\$5,121</b>		<b>\$1,501</b>
<b>I.S.D. # 850 - Rothsay</b>			
Minnesota Rural Education Association	1,438	45.1%	649
Minnesota School Boards Association	2,783	21.5%	598
<b>Total for Entity</b>	<b>\$4,221</b>		<b>\$1,247</b>
<b>I.S.D. # 852 - Campbell-Tintah</b>			
Minnesota Rural Education Association	1,257	45.1%	567
Minnesota School Boards Association	2,341	21.5%	503
<b>Total for Entity</b>	<b>\$3,598</b>		<b>\$1,070</b>
<b>I.S.D. # 857 - Lewiston-Altura</b>			
Minnesota Rural Education Association	1,926	45.1%	869
Minnesota School Boards Association	3,830	21.5%	823
<b>Total for Entity</b>	<b>\$5,756</b>		<b>\$1,692</b>
<b>I.S.D. # 858 - Saint Charles</b>			
Minnesota Rural Education Association	2,141	45.1%	966
Minnesota School Boards Association	4,315	21.5%	928
<b>Total for Entity</b>	<b>\$6,456</b>		<b>\$1,894</b>
<b>I.S.D. # 861 - Winona Area Public Schools</b>			
Minnesota Rural Education Association	2,500	45.1%	1,128
Minnesota School Boards Association	7,906	21.5%	1,700
<b>Total for Entity</b>	<b>\$10,406</b>		<b>\$2,828</b>

**Table 5**  
**2019 Lobbying Expenditures Paid With Association Dues**  
**Listed by Entity**

Name of Entity (County) Association Name	Total Local Government Dues	Proportion of Dues Used for Lobbying	Total Dues Used for Lobbying
<b>I.S.D. # 876 - Annandale</b>			
Minnesota School Boards Association	6,247	21.5%	1,343
Schools for Equity in Education	3,012	81.6%	2,458
<b>Total for Entity</b>	<b>\$9,259</b>		<b>\$3,801</b>
<b>I.S.D. # 877 - Buffalo</b>			
Minnesota School Boards Association	11,228	21.5%	2,414
Schools for Equity in Education	7,537	81.6%	6,150
<b>Total for Entity</b>	<b>\$18,765</b>		<b>\$8,564</b>
<b>I.S.D. # 879 - Delano</b>			
Minnesota School Boards Association	7,203	21.5%	1,549
Schools for Equity in Education	3,685	81.6%	3,007
<b>Total for Entity</b>	<b>\$10,888</b>		<b>\$4,556</b>
<b>I.S.D. # 88 - New Ulm</b>			
Minnesota Rural Education Association	2,500	45.1%	1,128
Minnesota School Boards Association	6,691	21.5%	1,439
<b>Total for Entity</b>	<b>\$9,191</b>		<b>\$2,567</b>
<b>I.S.D. # 881 - Maple Lake</b>			
Minnesota School Boards Association	4,100	21.5%	882
Schools for Equity in Education	2,142	81.6%	1,748
<b>Total for Entity</b>	<b>\$6,242</b>		<b>\$2,630</b>
<b>I.S.D. # 882 - Monticello</b>			
Minnesota School Boards Association	9,253	21.5%	1,989
Schools for Equity in Education	5,620	81.6%	4,586
<b>Total for Entity</b>	<b>\$14,873</b>		<b>\$6,575</b>
<b>I.S.D. # 883 - Rockford</b>			
Association of Metropolitan School Districts, Inc.	7,593	73.1%	5,550
Minnesota Rural Education Association	2,500	45.1%	1,128
Minnesota School Boards Association	5,919	21.5%	1,273
Schools for Equity in Education	2,528	81.6%	2,063
<b>Total for Entity</b>	<b>\$18,540</b>		<b>\$10,014</b>

**Table 5**  
**2019 Lobbying Expenditures Paid With Association Dues**  
**Listed by Entity**

Name of Entity (County) Association Name	Total Local Government Dues	Proportion of Dues Used for Lobbying	Total Dues Used for Lobbying
<b>I.S.D. # 885 - Saint Michael-Albertville</b>			
Minnesota School Boards Association	11,785	21.5%	2,534
Schools for Equity in Education	8,380	81.6%	6,838
<b>Total for Entity</b>	<b>\$20,165</b>		<b>\$9,372</b>
<b>I.S.D. # 891 - Canby</b>			
Minnesota Rural Education Association	1,640	45.1%	740
Minnesota School Boards Association	3,429	21.5%	737
<b>Total for Entity</b>	<b>\$5,069</b>		<b>\$1,477</b>
<b>I.S.D. # 91 - Barnum</b>			
Minnesota Rural Education Association	1,898	45.1%	856
Minnesota School Boards Association	3,837	21.5%	825
<b>Total for Entity</b>	<b>\$5,735</b>		<b>\$1,681</b>
<b>I.S.D. # 911 - Cambridge-Isanti</b>			
Minnesota Rural Education Association	2,500	45.1%	1,128
Minnesota School Boards Association	10,096	21.5%	2,171
Schools for Equity in Education	6,511	81.6%	5,313
<b>Total for Entity</b>	<b>\$19,107</b>		<b>\$8,612</b>
<b>I.S.D. # 912 - Milaca</b>			
Minnesota School Boards Association	6,098	21.5%	1,311
Schools for Equity in Education	2,712	81.6%	2,213
<b>Total for Entity</b>	<b>\$8,810</b>		<b>\$3,524</b>
<b>I.S.D. # 914 - Ulen-Hitterdal</b>			
Minnesota Rural Education Association	1,399	45.1%	631
Minnesota School Boards Association	2,796	21.5%	601
<b>Total for Entity</b>	<b>\$4,195</b>		<b>\$1,232</b>
<b>I.S.D. # 93 - Carlton</b>			
Minnesota Rural Education Association	1,580	45.1%	713
Minnesota School Boards Association	3,194	21.5%	687
<b>Total for Entity</b>	<b>\$4,774</b>		<b>\$1,400</b>

**Table 5**  
**2019 Lobbying Expenditures Paid With Association Dues**  
**Listed by Entity**

Name of Entity (County) Association Name	Total Local Government Dues	Proportion of Dues Used for Lobbying	Total Dues Used for Lobbying
<b>I.S.D. # 94 - Cloquet</b>			
Minnesota Rural Education Association	2,500	45.1%	1,128
Minnesota School Boards Association	7,572	21.5%	1,628
<b>Total for Entity</b>	<b>\$10,072</b>		<b>\$2,756</b>
<b>I.S.D. # 95 - Cromwell-Wright</b>			
Minnesota Rural Education Association	1,438	45.1%	649
Minnesota School Boards Association	2,838	21.5%	610
<b>Total for Entity</b>	<b>\$4,276</b>		<b>\$1,259</b>
<b>I.S.D. # 97 - Moose Lake</b>			
Minnesota Rural Education Association	1,834	45.1%	827
Minnesota School Boards Association	3,649	21.5%	785
<b>Total for Entity</b>	<b>\$5,483</b>		<b>\$1,612</b>
<b>I.S.D. # 99 - Esko</b>			
Minnesota Rural Education Association	2,479	45.1%	1,118
Minnesota School Boards Association	4,914	21.5%	1,057
<b>Total for Entity</b>	<b>\$7,393</b>		<b>\$2,175</b>
<b>Ida Township (Douglas)</b>			
Minnesota Association of Townships	826	10.4%	86
<b>Total for Entity</b>	<b>\$826</b>		<b>\$86</b>
<b>Ideal Township (Crow Wing)</b>			
Minnesota Association of Townships	757	10.4%	79
<b>Total for Entity</b>	<b>\$757</b>		<b>\$79</b>
<b>Idun Township (Aitkin)</b>			
Minnesota Association of Townships	349	10.4%	36
<b>Total for Entity</b>	<b>\$349</b>		<b>\$36</b>
<b>Indian Lake Township (Nobles)</b>			
Minnesota Association of Townships	340	10.4%	35
<b>Total for Entity</b>	<b>\$340</b>		<b>\$35</b>
<b>Industrial Township (Saint Louis)</b>			
Minnesota Association of Townships	593	10.4%	62
<b>Total for Entity</b>	<b>\$593</b>		<b>\$62</b>



**Table 5**  
**2019 Lobbying Expenditures Paid With Association Dues**  
**Listed by Entity**

Name of Entity (County) Association Name	Total Local Government Dues	Proportion of Dues Used for Lobbying	Total Dues Used for Lobbying
<b>Inguadona Township (Cass)</b>			
Minnesota Association of Townships	330	10.4%	34
<b>Total for Entity</b>	<b>\$330</b>		<b>\$34</b>
<b>Inman Township (Otter Tail)</b>			
Minnesota Association of Townships	431	10.4%	45
<b>Total for Entity</b>	<b>\$431</b>		<b>\$45</b>
<b>Intermediate School District - # 287</b>			
Association of Metropolitan School Districts, Inc.	6,825	73.1%	4,989
Minnesota School Boards Association	8,853	21.5%	1,903
<b>Total for Entity</b>	<b>\$15,678</b>		<b>\$6,892</b>
<b>Intermediate School District - # 917</b>			
Association of Metropolitan School Districts, Inc.	3,700	73.1%	2,705
Minnesota School Boards Association	5,384	21.5%	1,158
<b>Total for Entity</b>	<b>\$9,084</b>		<b>\$3,863</b>
<b>Iona Township (Murray)</b>			
Minnesota Association of Townships	317	10.4%	33
<b>Total for Entity</b>	<b>\$317</b>		<b>\$33</b>
<b>Iona Township (Todd)</b>			
Minnesota Association of Townships	499	10.4%	52
<b>Total for Entity</b>	<b>\$499</b>		<b>\$52</b>
<b>Iosco Township (Waseca)</b>			
Minnesota Association of Townships	510	10.4%	53
<b>Total for Entity</b>	<b>\$510</b>		<b>\$53</b>
<b>Irondale Township (Crow Wing)</b>			
Minnesota Association of Townships	776	10.4%	81
<b>Total for Entity</b>	<b>\$776</b>		<b>\$81</b>
<b>Irving Township (Kandiyohi)</b>			
Minnesota Association of Townships	632	10.4%	66
<b>Total for Entity</b>	<b>\$632</b>		<b>\$66</b>

**Table 5**  
**2019 Lobbying Expenditures Paid With Association Dues**  
**Listed by Entity**

Name of Entity (County) Association Name	Total Local Government Dues	Proportion of Dues Used for Lobbying	Total Dues Used for Lobbying
<b>Isanti County</b>			
Association of Minnesota Counties	20,553	13.5%	2,775
Greater Minnesota Parks and Trails	300	68.3%	205
<b>Total for Entity</b>	<b>\$20,853</b>		<b>\$2,980</b>
<b>Isanti Soil and Water Conservation District</b>			
Minnesota Association of Soil and Water Conservation Districts	3,909	16.1%	629
<b>Total for Entity</b>	<b>\$3,909</b>		<b>\$629</b>
<b>Isanti Township (Isanti)</b>			
Minnesota Association of Townships	1,131	10.4%	118
<b>Total for Entity</b>	<b>\$1,131</b>		<b>\$118</b>
<b>Island Lake Township (Lyon)</b>			
Minnesota Association of Townships	324	10.4%	34
<b>Total for Entity</b>	<b>\$324</b>		<b>\$34</b>
<b>Island Lake Township (Mahnomen)</b>			
Minnesota Association of Townships	348	10.4%	36
<b>Total for Entity</b>	<b>\$348</b>		<b>\$36</b>
<b>Isle Harbor Township (Mille Lacs)</b>			
Minnesota Association of Townships	522	10.4%	54
<b>Total for Entity</b>	<b>\$522</b>		<b>\$54</b>
<b>Itasca County</b>			
Arrowhead Counties Association	2,750	85.0%	2,338
Association of Minnesota Counties	24,239	13.5%	3,272
<b>Total for Entity</b>	<b>\$26,989</b>		<b>\$5,610</b>
<b>Itasca County Soil and Water Conservation District</b>			
Minnesota Association of Soil and Water Conservation Districts	4,331	16.1%	697
<b>Total for Entity</b>	<b>\$4,331</b>		<b>\$697</b>
<b>Itasca Township (Clearwater)</b>			
Minnesota Association of Townships	316	10.4%	33
<b>Total for Entity</b>	<b>\$316</b>		<b>\$33</b>

**Table 5**  
**2019 Lobbying Expenditures Paid With Association Dues**  
**Listed by Entity**

Name of Entity (County) Association Name	Total Local Government Dues	Proportion of Dues Used for Lobbying	Total Dues Used for Lobbying
<b>Jackson County</b>			
Association of Minnesota Counties	11,825	13.5%	1,596
<b>Total for Entity</b>	<b>\$11,825</b>		<b>\$1,596</b>
<b>Jackson Housing and Redevelopment Authority</b>			
Greater Minnesota Partnership	250	60.9%	152
<b>Total for Entity</b>	<b>\$250</b>		<b>\$152</b>
<b>Jackson Soil and Water Conservation District</b>			
Minnesota Association of Soil and Water Conservation Districts	3,017	16.1%	486
<b>Total for Entity</b>	<b>\$3,017</b>		<b>\$486</b>
<b>Jackson Township (Scott)</b>			
Minnesota Association of Townships	898	10.4%	93
<b>Total for Entity</b>	<b>\$898</b>		<b>\$93</b>
<b>Jadis Township (Roseau)</b>			
Minnesota Association of Townships	521	10.4%	54
<b>Total for Entity</b>	<b>\$521</b>		<b>\$54</b>
<b>Jamestown Township (Blue Earth)</b>			
Minnesota Association of Townships	536	10.4%	56
<b>Total for Entity</b>	<b>\$536</b>		<b>\$56</b>
<b>Janesville Township (Waseca)</b>			
Minnesota Association of Townships	505	10.4%	53
<b>Total for Entity</b>	<b>\$505</b>		<b>\$53</b>
<b>Jay Township (Martin)</b>			
Minnesota Association of Townships	339	10.4%	35
<b>Total for Entity</b>	<b>\$339</b>		<b>\$35</b>
<b>Jefferson Township (Houston)</b>			
Minnesota Association of Townships	313	10.4%	33
<b>Total for Entity</b>	<b>\$313</b>		<b>\$33</b>
<b>Jenkins Township (Crow Wing)</b>			
Minnesota Association of Townships	462	10.4%	48
<b>Total for Entity</b>	<b>\$462</b>		<b>\$48</b>

**Table 5**  
**2019 Lobbying Expenditures Paid With Association Dues**  
**Listed by Entity**

Name of Entity (County) Association Name	Total Local Government Dues	Proportion of Dues Used for Lobbying	Total Dues Used for Lobbying
<b>Jessenland Township (Sibley)</b>			
Minnesota Association of Townships	480	10.4%	50
<b>Total for Entity</b>	<b>\$480</b>		<b>\$50</b>
<b>Jevne Township (Aitkin)</b>			
Minnesota Association of Townships	442	10.4%	46
<b>Total for Entity</b>	<b>\$442</b>		<b>\$46</b>
<b>Jo Daviess Township (Faribault)</b>			
Minnesota Association of Townships	343	10.4%	36
<b>Total for Entity</b>	<b>\$343</b>		<b>\$36</b>
<b>Joe River Watershed District</b>			
Minnesota Association of Watershed Districts	550	37.6%	207
<b>Total for Entity</b>	<b>\$550</b>		<b>\$207</b>
<b>Johnson Township (Polk)</b>			
Minnesota Association of Townships	286	10.4%	30
<b>Total for Entity</b>	<b>\$286</b>		<b>\$30</b>
<b>Johnsonville Township (Redwood)</b>			
Minnesota Association of Townships	314	10.4%	33
<b>Total for Entity</b>	<b>\$314</b>		<b>\$33</b>
<b>Jones Township (Beltrami)</b>			
Minnesota Association of Townships	430	10.4%	45
<b>Total for Entity</b>	<b>\$430</b>		<b>\$45</b>
<b>Jordan Township (Fillmore)</b>			
Minnesota Association of Townships	457	10.4%	48
<b>Total for Entity</b>	<b>\$457</b>		<b>\$48</b>
<b>Judson Township (Blue Earth)</b>			
Minnesota Association of Townships	507	10.4%	53
<b>Total for Entity</b>	<b>\$507</b>		<b>\$53</b>
<b>Jupiter Township (Kittson)</b>			
Minnesota Association of Townships	299	10.4%	31
<b>Total for Entity</b>	<b>\$299</b>		<b>\$31</b>

**Table 5**  
**2019 Lobbying Expenditures Paid With Association Dues**  
**Listed by Entity**

Name of Entity (County) Association Name	Total Local Government Dues	Proportion of Dues Used for Lobbying	Total Dues Used for Lobbying
<b>Kabetogama Township (Saint Louis)</b>			
Minnesota Association of Townships	309	10.4%	32
<b>Total for Entity</b>	<b>\$309</b>		<b>\$32</b>
<b>Kalevala Township (Carlton)</b>			
Minnesota Association of Townships	442	10.4%	46
<b>Total for Entity</b>	<b>\$442</b>		<b>\$46</b>
<b>Kalmar Township (Olmsted)</b>			
Minnesota Association of Townships	756	10.4%	79
<b>Total for Entity</b>	<b>\$756</b>		<b>\$79</b>
<b>Kanabec County</b>			
Association of Minnesota Counties	11,070	13.5%	1,494
<b>Total for Entity</b>	<b>\$11,070</b>		<b>\$1,494</b>
<b>Kanabec Soil and Water Conservation District</b>			
Minnesota Association of Soil and Water Conservation Districts	2,945	16.1%	474
<b>Total for Entity</b>	<b>\$2,945</b>		<b>\$474</b>
<b>Kanabec Township (Kanabec)</b>			
Minnesota Association of Townships	639	10.4%	66
<b>Total for Entity</b>	<b>\$639</b>		<b>\$66</b>
<b>Kanaranzi Township (Rock)</b>			
Minnesota Association of Townships	348	10.4%	36
<b>Total for Entity</b>	<b>\$348</b>		<b>\$36</b>
<b>Kanaranzi-Little Rock Watershed District</b>			
Minnesota Association of Watershed Districts	3,945	37.6%	1,483
<b>Total for Entity</b>	<b>\$3,945</b>		<b>\$1,483</b>
<b>Kandiyohi County</b>			
Association of Minnesota Counties	23,187	13.5%	3,130
<b>Total for Entity</b>	<b>\$23,187</b>		<b>\$3,130</b>
<b>Kandiyohi County Housing and Redevelopment Authority</b>			
League of Minnesota Cities	1,954	10.6%	207
<b>Total for Entity</b>	<b>\$1,954</b>		<b>\$207</b>

**Table 5**  
**2019 Lobbying Expenditures Paid With Association Dues**  
**Listed by Entity**

Name of Entity (County) Association Name	Total Local Government Dues	Proportion of Dues Used for Lobbying	Total Dues Used for Lobbying
<b>Kandiyohi Soil and Water Conservation District</b>			
Minnesota Association of Soil and Water Conservation Districts	4,222	16.1%	680
<b>Total for Entity</b>	<b>\$4,222</b>		<b>\$680</b>
<b>Kandiyohi Township (Kandiyohi)</b>			
Minnesota Association of Townships	544	10.4%	57
<b>Total for Entity</b>	<b>\$544</b>		<b>\$57</b>
<b>Kandota Township (Todd)</b>			
Minnesota Association of Townships	576	10.4%	60
<b>Total for Entity</b>	<b>\$576</b>		<b>\$60</b>
<b>Kasota Township (Le Sueur)</b>			
Minnesota Association of Townships	918	10.4%	95
<b>Total for Entity</b>	<b>\$918</b>		<b>\$95</b>
<b>Kathio Township (Mille Lacs)</b>			
Minnesota Association of Townships	931	10.4%	97
<b>Total for Entity</b>	<b>\$931</b>		<b>\$97</b>
<b>Keene Township (Clay)</b>			
Minnesota Association of Townships	318	10.4%	33
<b>Total for Entity</b>	<b>\$318</b>		<b>\$33</b>
<b>Kego Township (Cass)</b>			
Minnesota Association of Townships	518	10.4%	54
<b>Total for Entity</b>	<b>\$518</b>		<b>\$54</b>
<b>Kelliher Township (Beltrami)</b>			
Minnesota Association of Townships	312	10.4%	32
<b>Total for Entity</b>	<b>\$312</b>		<b>\$32</b>
<b>Kelsey Township (Saint Louis)</b>			
Minnesota Association of Townships	312	10.4%	32
<b>Total for Entity</b>	<b>\$312</b>		<b>\$32</b>
<b>Kelso Township (Sibley)</b>			
Minnesota Association of Townships	428	10.4%	45
<b>Total for Entity</b>	<b>\$428</b>		<b>\$45</b>

**Table 5**  
**2019 Lobbying Expenditures Paid With Association Dues**  
**Listed by Entity**

Name of Entity (County) Association Name	Total Local Government Dues	Proportion of Dues Used for Lobbying	Total Dues Used for Lobbying
<b>Kenyon Township (Goodhue)</b>			
Minnesota Association of Townships	465	10.4%	48
<b>Total for Entity</b>	<b>\$465</b>		<b>\$48</b>
<b>Kerkhoven Township (Swift)</b>			
Minnesota Association of Townships	345	10.4%	36
<b>Total for Entity</b>	<b>\$345</b>		<b>\$36</b>
<b>Kerrick Township (Pine)</b>			
Minnesota Association of Townships	448	10.4%	47
<b>Total for Entity</b>	<b>\$448</b>		<b>\$47</b>
<b>Kertsonville Township (Polk)</b>			
Minnesota Association of Townships	298	10.4%	31
<b>Total for Entity</b>	<b>\$298</b>		<b>\$31</b>
<b>Kettle River Township (Pine)</b>			
Minnesota Association of Townships	501	10.4%	52
<b>Total for Entity</b>	<b>\$501</b>		<b>\$52</b>
<b>Keystone Township (Polk)</b>			
Minnesota Association of Townships	298	10.4%	31
<b>Total for Entity</b>	<b>\$298</b>		<b>\$31</b>
<b>Kiester Township (Faribault)</b>			
Minnesota Association of Townships	346	10.4%	36
<b>Total for Entity</b>	<b>\$346</b>		<b>\$36</b>
<b>Kildare Township (Swift)</b>			
Minnesota Association of Townships	314	10.4%	33
<b>Total for Entity</b>	<b>\$314</b>		<b>\$33</b>
<b>Kilkenny Township (Le Sueur)</b>			
Minnesota Association of Townships	474	10.4%	49
<b>Total for Entity</b>	<b>\$474</b>		<b>\$49</b>
<b>Kimball Township (Jackson)</b>			
Minnesota Association of Townships	311	10.4%	32
<b>Total for Entity</b>	<b>\$311</b>		<b>\$32</b>

**Table 5**  
**2019 Lobbying Expenditures Paid With Association Dues**  
**Listed by Entity**

Name of Entity (County) Association Name	Total Local Government Dues	Proportion of Dues Used for Lobbying	Total Dues Used for Lobbying
<b>Kimberly Township (Aitkin)</b>			
Minnesota Association of Townships	330	10.4%	34
<b>Total for Entity</b>	<b>\$330</b>		<b>\$34</b>
<b>King Township (Polk)</b>			
Minnesota Association of Townships	341	10.4%	35
<b>Total for Entity</b>	<b>\$341</b>		<b>\$35</b>
<b>Kinghurst Township (Itasca)</b>			
Minnesota Association of Townships	305	10.4%	32
<b>Total for Entity</b>	<b>\$305</b>		<b>\$32</b>
<b>Kingman Township (Renville)</b>			
Minnesota Association of Townships	330	10.4%	34
<b>Total for Entity</b>	<b>\$330</b>		<b>\$34</b>
<b>Kingston Township (Meeker)</b>			
Minnesota Association of Townships	803	10.4%	84
<b>Total for Entity</b>	<b>\$803</b>		<b>\$84</b>
<b>Kintire Township (Redwood)</b>			
Minnesota Association of Townships	329	10.4%	34
<b>Total for Entity</b>	<b>\$329</b>		<b>\$34</b>
<b>Kittson County</b>			
Association of Minnesota Counties	6,137	13.5%	828
Greater Minnesota Parks and Trails	150	68.3%	102
Minnesota Rural Counties Caucus	2,200	41.0%	902
<b>Total for Entity</b>	<b>\$8,487</b>		<b>\$1,832</b>
<b>Kittson Soil and Water Conservation District</b>			
Minnesota Association of Soil and Water Conservation Districts	2,411	16.1%	388
<b>Total for Entity</b>	<b>\$2,411</b>		<b>\$388</b>
<b>Knife Lake Township (Kanabec)</b>			
Minnesota Association of Townships	781	10.4%	81
<b>Total for Entity</b>	<b>\$781</b>		<b>\$81</b>



**Table 5**  
**2019 Lobbying Expenditures Paid With Association Dues**  
**Listed by Entity**

Name of Entity (County) Association Name	Total Local Government Dues	Proportion of Dues Used for Lobbying	Total Dues Used for Lobbying
<b>Knife River-Larsmont Sanitary District</b>			
League of Minnesota Cities	1,954	10.6%	207
<b>Total for Entity</b>	<b>\$1,954</b>		<b>\$207</b>
<b>Knute Township (Polk)</b>			
Minnesota Association of Townships	509	10.4%	53
<b>Total for Entity</b>	<b>\$509</b>		<b>\$53</b>
<b>Koochiching County</b>			
Arrowhead Counties Association	2,750	85.0%	2,338
Association of Minnesota Counties	9,479	13.5%	1,280
Minnesota Rural Counties Caucus	2,300	41.0%	943
<b>Total for Entity</b>	<b>\$14,529</b>		<b>\$4,561</b>
<b>Koochiching Soil and Water Conservation District</b>			
Minnesota Association of Soil and Water Conservation Districts	2,780	16.1%	448
<b>Total for Entity</b>	<b>\$2,780</b>		<b>\$448</b>
<b>Kragero Township (Chippewa)</b>			
Minnesota Association of Townships	305	10.4%	32
<b>Total for Entity</b>	<b>\$305</b>		<b>\$32</b>
<b>Kragnes Township (Clay)</b>			
Minnesota Association of Townships	430	10.4%	45
<b>Total for Entity</b>	<b>\$430</b>		<b>\$45</b>
<b>Krain Township (Stearns)</b>			
Minnesota Association of Townships	733	10.4%	76
<b>Total for Entity</b>	<b>\$733</b>		<b>\$76</b>
<b>Kratka Township (Pennington)</b>			
Minnesota Association of Townships	312	10.4%	32
<b>Total for Entity</b>	<b>\$312</b>		<b>\$32</b>
<b>Kroschel Township (Kanabec)</b>			
Minnesota Association of Townships	338	10.4%	35
<b>Total for Entity</b>	<b>\$338</b>		<b>\$35</b>

**Table 5**  
**2019 Lobbying Expenditures Paid With Association Dues**  
**Listed by Entity**

Name of Entity (County) Association Name	Total Local Government Dues	Proportion of Dues Used for Lobbying	Total Dues Used for Lobbying
<b>Kugler Township (Saint Louis)</b>			
Minnesota Association of Townships	326	10.4%	34
<b>Total for Entity</b>	<b>\$326</b>		<b>\$34</b>
<b>Kurtz Township (Clay)</b>			
Minnesota Association of Townships	428	10.4%	45
<b>Total for Entity</b>	<b>\$428</b>		<b>\$45</b>
<b>La Crescent Township (Houston)</b>			
Minnesota Association of Townships	774	10.4%	80
<b>Total for Entity</b>	<b>\$774</b>		<b>\$80</b>
<b>La Crosse Township (Jackson)</b>			
Minnesota Association of Townships	314	10.4%	33
<b>Total for Entity</b>	<b>\$314</b>		<b>\$33</b>
<b>La Garde Township (Mahnomen)</b>			
Minnesota Association of Townships	325	10.4%	34
<b>Total for Entity</b>	<b>\$325</b>		<b>\$34</b>
<b>La Grand Township (Douglas)</b>			
Minnesota Association of Townships	1,761	10.4%	183
<b>Total for Entity</b>	<b>\$1,761</b>		<b>\$183</b>
<b>La Prairie Township (Clearwater)</b>			
Minnesota Association of Townships	455	10.4%	47
<b>Total for Entity</b>	<b>\$455</b>		<b>\$47</b>
<b>Lac qui Parle County</b>			
Association of Minnesota Counties	9,500	13.5%	1,282
Greater Minnesota Parks and Trails	150	68.3%	102
<b>Total for Entity</b>	<b>\$9,650</b>		<b>\$1,384</b>
<b>Lac qui Parle Soil and Water Conservation District</b>			
Minnesota Association of Soil and Water Conservation Districts	2,783	16.1%	448
<b>Total for Entity</b>	<b>\$2,783</b>		<b>\$448</b>
<b>Lac qui Parle Township (Lac qui Parle)</b>			
Minnesota Association of Townships	321	10.4%	33
<b>Total for Entity</b>	<b>\$321</b>		<b>\$33</b>

**Table 5**  
**2019 Lobbying Expenditures Paid With Association Dues**  
**Listed by Entity**

Name of Entity (County) Association Name	Total Local Government Dues	Proportion of Dues Used for Lobbying	Total Dues Used for Lobbying
<b>Lac qui Parle-Yellow Bank Watershed District</b>			
Minnesota Association of Watershed Districts	6,764	37.6%	2,543
<b>Total for Entity</b>	<b>\$6,764</b>		<b>\$2,543</b>
<b>Lafayette Township (Nicollet)</b>			
Minnesota Association of Townships	561	10.4%	58
<b>Total for Entity</b>	<b>\$561</b>		<b>\$58</b>
<b>Lake Alice Township (Hubbard)</b>			
Minnesota Association of Townships	301	10.4%	31
<b>Total for Entity</b>	<b>\$301</b>		<b>\$31</b>
<b>Lake Andrew Township (Kandiyohi)</b>			
Minnesota Association of Townships	650	10.4%	68
<b>Total for Entity</b>	<b>\$650</b>		<b>\$68</b>
<b>Lake Belt Township (Martin)</b>			
Minnesota Association of Townships	324	10.4%	34
<b>Total for Entity</b>	<b>\$324</b>		<b>\$34</b>
<b>Lake Benton Township (Lincoln)</b>			
Minnesota Association of Townships	345	10.4%	36
<b>Total for Entity</b>	<b>\$345</b>		<b>\$36</b>
<b>Lake County</b>			
Arrowhead Counties Association	2,750	85.0%	2,338
Association of Minnesota Counties	9,702	13.5%	1,310
Greater Minnesota Parks and Trails	225	68.3%	154
<b>Total for Entity</b>	<b>\$12,677</b>		<b>\$3,802</b>
<b>Lake County Soil and Water Conservation District</b>			
Minnesota Association of Soil and Water Conservation Districts	2,802	16.1%	451
<b>Total for Entity</b>	<b>\$2,802</b>		<b>\$451</b>
<b>Lake Edward Township (Crow Wing)</b>			
Minnesota Association of Townships	1,093	10.4%	114
<b>Total for Entity</b>	<b>\$1,093</b>		<b>\$114</b>

**Table 5**  
**2019 Lobbying Expenditures Paid With Association Dues**  
**Listed by Entity**

Name of Entity (County) Association Name	Total Local Government Dues	Proportion of Dues Used for Lobbying	Total Dues Used for Lobbying
<b>Lake Elizabeth Township (Kandiyohi)</b>			
Minnesota Association of Townships	340	10.4%	35
<b>Total for Entity</b>	<b>\$340</b>		<b>\$35</b>
<b>Lake Emma Township (Hubbard)</b>			
Minnesota Association of Townships	654	10.4%	68
<b>Total for Entity</b>	<b>\$654</b>		<b>\$68</b>
<b>Lake Eunice Township (Becker)</b>			
Minnesota Association of Townships	939	10.4%	98
<b>Total for Entity</b>	<b>\$939</b>		<b>\$98</b>
<b>Lake Fremont Township (Martin)</b>			
Minnesota Association of Townships	315	10.4%	33
<b>Total for Entity</b>	<b>\$315</b>		<b>\$33</b>
<b>Lake George Township (Hubbard)</b>			
Minnesota Association of Townships	464	10.4%	48
<b>Total for Entity</b>	<b>\$464</b>		<b>\$48</b>
<b>Lake George Township (Stearns)</b>			
Minnesota Association of Townships	447	10.4%	46
<b>Total for Entity</b>	<b>\$447</b>		<b>\$46</b>
<b>Lake Grove Township (Mahnomen)</b>			
Minnesota Association of Townships	332	10.4%	35
<b>Total for Entity</b>	<b>\$332</b>		<b>\$35</b>
<b>Lake Hanska Township (Brown)</b>			
Minnesota Association of Townships	442	10.4%	46
<b>Total for Entity</b>	<b>\$442</b>		<b>\$46</b>
<b>Lake Hattie Township (Hubbard)</b>			
Minnesota Association of Townships	337	10.4%	35
<b>Total for Entity</b>	<b>\$337</b>		<b>\$35</b>
<b>Lake Henry Township (Stearns)</b>			
Minnesota Association of Townships	427	10.4%	44
<b>Total for Entity</b>	<b>\$427</b>		<b>\$44</b>

**Table 5**  
**2019 Lobbying Expenditures Paid With Association Dues**  
**Listed by Entity**

Name of Entity (County) Association Name	Total Local Government Dues	Proportion of Dues Used for Lobbying	Total Dues Used for Lobbying
<b>Lake Ida Township (Norman)</b>			
Minnesota Association of Townships	318	10.4%	33
<b>Total for Entity</b>	<b>\$318</b>		<b>\$33</b>
<b>Lake Jessie Township (Itasca)</b>			
Minnesota Association of Townships	430	10.4%	45
<b>Total for Entity</b>	<b>\$430</b>		<b>\$45</b>
<b>Lake Johanna Township (Pope)</b>			
Minnesota Association of Townships	312	10.4%	32
<b>Total for Entity</b>	<b>\$312</b>		<b>\$32</b>
<b>Lake Lillian Township (Kandiyohi)</b>			
Minnesota Association of Townships	328	10.4%	34
<b>Total for Entity</b>	<b>\$328</b>		<b>\$34</b>
<b>Lake Marshall Township (Lyon)</b>			
Minnesota Association of Townships	520	10.4%	54
<b>Total for Entity</b>	<b>\$520</b>		<b>\$54</b>
<b>Lake Mary Township (Douglas)</b>			
Minnesota Association of Townships	768	10.4%	80
<b>Total for Entity</b>	<b>\$768</b>		<b>\$80</b>
<b>Lake Minnetonka Conservation District</b>			
League of Minnesota Cities	1,954	10.6%	207
<b>Total for Entity</b>	<b>\$1,954</b>		<b>\$207</b>
<b>Lake of the Woods County</b>			
Association of Minnesota Counties	5,438	13.5%	734
Minnesota Rural Counties Caucus	2,200	41.0%	902
<b>Total for Entity</b>	<b>\$7,638</b>		<b>\$1,636</b>
<b>Lake of the Woods Soil and Water Conservation District</b>			
Minnesota Association of Soil and Water Conservation Districts	2,802	16.1%	451
<b>Total for Entity</b>	<b>\$2,802</b>		<b>\$451</b>
<b>Lake Park Township (Becker)</b>			
Minnesota Association of Townships	503	10.4%	52
<b>Total for Entity</b>	<b>\$503</b>		<b>\$52</b>

**Table 5**  
**2019 Lobbying Expenditures Paid With Association Dues**  
**Listed by Entity**

Name of Entity (County) Association Name	Total Local Government Dues	Proportion of Dues Used for Lobbying	Total Dues Used for Lobbying
<b>Lake Pleasant Township (Red Lake)</b>			
Minnesota Association of Townships	301	10.4%	31
<b>Total for Entity</b>	<b>\$301</b>		<b>\$31</b>
<b>Lake Prairie Township (Nicollet)</b>			
Minnesota Association of Townships	552	10.4%	57
<b>Total for Entity</b>	<b>\$552</b>		<b>\$57</b>
<b>Lake Pulaski Improvement District</b>			
League of Minnesota Cities	1,954	10.6%	207
<b>Total for Entity</b>	<b>\$1,954</b>		<b>\$207</b>
<b>Lake Sarah Township (Murray)</b>			
Minnesota Association of Townships	458	10.4%	48
<b>Total for Entity</b>	<b>\$458</b>		<b>\$48</b>
<b>Lake Shore Township (Lac qui Parle)</b>			
Minnesota Association of Townships	325	10.4%	34
<b>Total for Entity</b>	<b>\$325</b>		<b>\$34</b>
<b>Lake Stay Township (Lincoln)</b>			
Minnesota Association of Townships	317	10.4%	33
<b>Total for Entity</b>	<b>\$317</b>		<b>\$33</b>
<b>Lake Township (Roseau)</b>			
Minnesota Association of Townships	1,084	10.4%	113
<b>Total for Entity</b>	<b>\$1,084</b>		<b>\$113</b>
<b>Lake Township (Wabasha)</b>			
Minnesota Association of Townships	478	10.4%	50
<b>Total for Entity</b>	<b>\$478</b>		<b>\$50</b>
<b>Lake Valley Township (Traverse)</b>			
Minnesota Association of Townships	340	10.4%	35
<b>Total for Entity</b>	<b>\$340</b>		<b>\$35</b>
<b>Lake View Township (Becker)</b>			
Minnesota Association of Townships	960	10.4%	100
<b>Total for Entity</b>	<b>\$960</b>		<b>\$100</b>

**Table 5**  
**2019 Lobbying Expenditures Paid With Association Dues**  
**Listed by Entity**

Name of Entity (County) Association Name	Total Local Government Dues	Proportion of Dues Used for Lobbying	Total Dues Used for Lobbying
<b>Lake Washington Sanitary District</b>			
League of Minnesota Cities	1,954	10.6%	207
<b>Total for Entity</b>	<b>\$1,954</b>		<b>\$207</b>
<b>Lakeport Township (Hubbard)</b>			
Minnesota Association of Townships	620	10.4%	64
<b>Total for Entity</b>	<b>\$620</b>		<b>\$64</b>
<b>Lakes Country Service Cooperative</b>			
Minnesota Rural Education Association	1,600	45.1%	722
<b>Total for Entity</b>	<b>\$1,600</b>		<b>\$722</b>
<b>Lakeside Township (Aitkin)</b>			
Minnesota Association of Townships	482	10.4%	50
<b>Total for Entity</b>	<b>\$482</b>		<b>\$50</b>
<b>Lakeside Township (Cottonwood)</b>			
Minnesota Association of Townships	343	10.4%	36
<b>Total for Entity</b>	<b>\$343</b>		<b>\$36</b>
<b>Laketown Township (Carver)</b>			
Minnesota Association of Townships	1,100	10.4%	114
<b>Total for Entity</b>	<b>\$1,100</b>		<b>\$114</b>
<b>Lakeview Township (Carlton)</b>			
Minnesota Association of Townships	329	10.4%	34
<b>Total for Entity</b>	<b>\$329</b>		<b>\$34</b>
<b>Lakewood Township (Saint Louis)</b>			
Minnesota Association of Townships	1,130	10.4%	118
<b>Total for Entity</b>	<b>\$1,130</b>		<b>\$118</b>
<b>Lakin Township (Morrison)</b>			
Minnesota Association of Townships	475	10.4%	49
<b>Total for Entity</b>	<b>\$475</b>		<b>\$49</b>
<b>Lambert Township (Red Lake)</b>			
Minnesota Association of Townships	308	10.4%	32
<b>Total for Entity</b>	<b>\$308</b>		<b>\$32</b>

**Table 5**  
**2019 Lobbying Expenditures Paid With Association Dues**  
**Listed by Entity**

Name of Entity (County) Association Name	Total Local Government Dues	Proportion of Dues Used for Lobbying	Total Dues Used for Lobbying
<b>Lamberton Township (Redwood)</b>			
Minnesota Association of Townships	325	10.4%	34
<b>Total for Entity</b>	<b>\$325</b>		<b>\$34</b>
<b>Lammers Township (Beltrami)</b>			
Minnesota Association of Townships	525	10.4%	55
<b>Total for Entity</b>	<b>\$525</b>		<b>\$55</b>
<b>Land Township (Grant)</b>			
Minnesota Association of Townships	347	10.4%	36
<b>Total for Entity</b>	<b>\$347</b>		<b>\$36</b>
<b>Lanesburgh Township (Le Sueur)</b>			
Minnesota Association of Townships	1,058	10.4%	110
<b>Total for Entity</b>	<b>\$1,058</b>		<b>\$110</b>
<b>Langhei Township (Pope)</b>			
Minnesota Association of Townships	324	10.4%	34
<b>Total for Entity</b>	<b>\$324</b>		<b>\$34</b>
<b>Langola Township (Benton)</b>			
Minnesota Association of Townships	641	10.4%	67
<b>Total for Entity</b>	<b>\$641</b>		<b>\$67</b>
<b>Langor Township (Beltrami)</b>			
Minnesota Association of Townships	340	10.4%	35
<b>Total for Entity</b>	<b>\$340</b>		<b>\$35</b>
<b>Lansing Township (Mower)</b>			
Minnesota Association of Townships	651	10.4%	68
<b>Total for Entity</b>	<b>\$651</b>		<b>\$68</b>
<b>Laona Township (Roseau)</b>			
Minnesota Association of Townships	509	10.4%	53
<b>Total for Entity</b>	<b>\$509</b>		<b>\$53</b>
<b>Larkin Township (Nobles)</b>			
Minnesota Association of Townships	325	10.4%	34
<b>Total for Entity</b>	<b>\$325</b>		<b>\$34</b>



**Table 5**  
**2019 Lobbying Expenditures Paid With Association Dues**  
**Listed by Entity**

Name of Entity (County) Association Name	Total Local Government Dues	Proportion of Dues Used for Lobbying	Total Dues Used for Lobbying
<b>Lavell Township (Saint Louis)</b>			
Minnesota Association of Townships	438	10.4%	46
<b>Total for Entity</b>	<b>\$438</b>		<b>\$46</b>
<b>Lawrence Township (Grant)</b>			
Minnesota Association of Townships	297	10.4%	31
<b>Total for Entity</b>	<b>\$297</b>		<b>\$31</b>
<b>Lawrence Township (Itasca)</b>			
Minnesota Association of Townships	481	10.4%	50
<b>Total for Entity</b>	<b>\$481</b>		<b>\$50</b>
<b>Le Ray Township (Blue Earth)</b>			
Minnesota Association of Townships	571	10.4%	59
<b>Total for Entity</b>	<b>\$571</b>		<b>\$59</b>
<b>Le Sauk Township (Stearns)</b>			
Minnesota Association of Townships	992	10.4%	103
<b>Total for Entity</b>	<b>\$992</b>		<b>\$103</b>
<b>Le Sueur County</b>			
Association of Minnesota Counties	17,601	13.5%	2,376
Greater Minnesota Parks and Trails	300	68.3%	205
<b>Total for Entity</b>	<b>\$17,901</b>		<b>\$2,581</b>
<b>Le Sueur County Soil and Water Conservation District</b>			
Minnesota Association of Soil and Water Conservation Districts	3,630	16.1%	584
<b>Total for Entity</b>	<b>\$3,630</b>		<b>\$584</b>
<b>Leaf Lake Township (Otter Tail)</b>			
Minnesota Association of Townships	519	10.4%	54
<b>Total for Entity</b>	<b>\$519</b>		<b>\$54</b>
<b>Leaf Mountain Township (Otter Tail)</b>			
Minnesota Association of Townships	440	10.4%	46
<b>Total for Entity</b>	<b>\$440</b>		<b>\$46</b>
<b>Leaf River Township (Wadena)</b>			
Minnesota Association of Townships	508	10.4%	53
<b>Total for Entity</b>	<b>\$508</b>		<b>\$53</b>

**Table 5**  
**2019 Lobbying Expenditures Paid With Association Dues**  
**Listed by Entity**

Name of Entity (County) Association Name	Total Local Government Dues	Proportion of Dues Used for Lobbying	Total Dues Used for Lobbying
<b>Leaf Valley Township (Douglas)</b>			
Minnesota Association of Townships	488	10.4%	51
<b>Total for Entity</b>	<b>\$488</b>		<b>\$51</b>
<b>Leavenworth Township (Brown)</b>			
Minnesota Association of Townships	426	10.4%	44
<b>Total for Entity</b>	<b>\$426</b>		<b>\$44</b>
<b>Lee Township (Aitkin)</b>			
Minnesota Association of Townships	284	10.4%	30
<b>Total for Entity</b>	<b>\$284</b>		<b>\$30</b>
<b>Lee Township (Beltrami)</b>			
Minnesota Association of Townships	287	10.4%	30
<b>Total for Entity</b>	<b>\$287</b>		<b>\$30</b>
<b>Lee Township (Norman)</b>			
Minnesota Association of Townships	307	10.4%	32
<b>Total for Entity</b>	<b>\$307</b>		<b>\$32</b>
<b>Leech Lake Township (Cass)</b>			
Minnesota Association of Townships	481	10.4%	50
<b>Total for Entity</b>	<b>\$481</b>		<b>\$50</b>
<b>Leeds Township (Murray)</b>			
Minnesota Association of Townships	334	10.4%	35
<b>Total for Entity</b>	<b>\$334</b>		<b>\$35</b>
<b>Leenthrop Township (Chippewa)</b>			
Minnesota Association of Townships	347	10.4%	36
<b>Total for Entity</b>	<b>\$347</b>		<b>\$36</b>
<b>Leiding Township (Saint Louis)</b>			
Minnesota Association of Townships	463	10.4%	48
<b>Total for Entity</b>	<b>\$463</b>		<b>\$48</b>
<b>Leigh Township (Morrison)</b>			
Minnesota Association of Townships	336	10.4%	35
<b>Total for Entity</b>	<b>\$336</b>		<b>\$35</b>

**Table 5**  
**2019 Lobbying Expenditures Paid With Association Dues**  
**Listed by Entity**

Name of Entity (County) Association Name	Total Local Government Dues	Proportion of Dues Used for Lobbying	Total Dues Used for Lobbying
<b>Lemond Township (Steele)</b>			
Minnesota Association of Townships	496	10.4%	52
<b>Total for Entity</b>	<b>\$496</b>		<b>\$52</b>
<b>Lent Township (Chisago)</b>			
Minnesota Association of Townships	1,398	10.4%	145
<b>Total for Entity</b>	<b>\$1,398</b>		<b>\$145</b>
<b>Leon Township (Clearwater)</b>			
Minnesota Association of Townships	456	10.4%	47
<b>Total for Entity</b>	<b>\$456</b>		<b>\$47</b>
<b>Leon Township (Goodhue)</b>			
Minnesota Association of Townships	616	10.4%	64
<b>Total for Entity</b>	<b>\$616</b>		<b>\$64</b>
<b>Leonardsville Township (Traverse)</b>			
Minnesota Association of Townships	301	10.4%	31
<b>Total for Entity</b>	<b>\$301</b>		<b>\$31</b>
<b>Leota Township (Nobles)</b>			
Minnesota Association of Townships	462	10.4%	48
<b>Total for Entity</b>	<b>\$462</b>		<b>\$48</b>
<b>LeRoy Township (Mower)</b>			
Minnesota Association of Townships	449	10.4%	47
<b>Total for Entity</b>	<b>\$449</b>		<b>\$47</b>
<b>Leslie Township (Todd)</b>			
Minnesota Association of Townships	545	10.4%	57
<b>Total for Entity</b>	<b>\$545</b>		<b>\$57</b>
<b>Lessor Township (Polk)</b>			
Minnesota Association of Townships	319	10.4%	33
<b>Total for Entity</b>	<b>\$319</b>		<b>\$33</b>
<b>Leven Township (Pope)</b>			
Minnesota Association of Townships	494	10.4%	51
<b>Total for Entity</b>	<b>\$494</b>		<b>\$51</b>

**Table 5**  
**2019 Lobbying Expenditures Paid With Association Dues**  
**Listed by Entity**

Name of Entity (County) Association Name	Total Local Government Dues	Proportion of Dues Used for Lobbying	Total Dues Used for Lobbying
<b>Lewis Township (Mille Lacs)</b>			
Minnesota Association of Townships	285	10.4%	30
<b>Total for Entity</b>	<b>\$285</b>		<b>\$30</b>
<b>Lexington Township (Le Sueur)</b>			
Minnesota Association of Townships	563	10.4%	59
<b>Total for Entity</b>	<b>\$563</b>		<b>\$59</b>
<b>Libby Township (Aitkin)</b>			
Minnesota Association of Townships	286	10.4%	30
<b>Total for Entity</b>	<b>\$286</b>		<b>\$30</b>
<b>Liberty Township (Beltrami)</b>			
Minnesota Association of Townships	578	10.4%	60
<b>Total for Entity</b>	<b>\$578</b>		<b>\$60</b>
<b>Liberty Township (Polk)</b>			
Minnesota Association of Townships	304	10.4%	32
<b>Total for Entity</b>	<b>\$304</b>		<b>\$32</b>
<b>Lida Township (Otter Tail)</b>			
Minnesota Association of Townships	578	10.4%	60
<b>Total for Entity</b>	<b>\$578</b>		<b>\$60</b>
<b>Lien Township (Grant)</b>			
Minnesota Association of Townships	307	10.4%	32
<b>Total for Entity</b>	<b>\$307</b>		<b>\$32</b>
<b>Lima Township (Cass)</b>			
Minnesota Association of Townships	303	10.4%	32
<b>Total for Entity</b>	<b>\$303</b>		<b>\$32</b>
<b>Lime Lake Township (Murray)</b>			
Minnesota Association of Townships	325	10.4%	34
<b>Total for Entity</b>	<b>\$325</b>		<b>\$34</b>
<b>Lime Township (Blue Earth)</b>			
Minnesota Association of Townships	736	10.4%	77
<b>Total for Entity</b>	<b>\$736</b>		<b>\$77</b>

**Table 5**  
**2019 Lobbying Expenditures Paid With Association Dues**  
**Listed by Entity**

Name of Entity (County) Association Name	Total Local Government Dues	Proportion of Dues Used for Lobbying	Total Dues Used for Lobbying
<b>Limestone Township (Lincoln)</b>			
Minnesota Association of Townships	311	10.4%	32
<b>Total for Entity</b>	<b>\$311</b>		<b>\$32</b>
<b>Lincoln County</b>			
Association of Minnesota Counties	7,981	13.5%	1,077
<b>Total for Entity</b>	<b>\$7,981</b>		<b>\$1,077</b>
<b>Lincoln Soil and Water Conservation District</b>			
Minnesota Association of Soil and Water Conservation Districts	2,604	16.1%	419
<b>Total for Entity</b>	<b>\$2,604</b>		<b>\$419</b>
<b>Lincoln Township (Blue Earth)</b>			
Minnesota Association of Townships	331	10.4%	34
<b>Total for Entity</b>	<b>\$331</b>		<b>\$34</b>
<b>Lincoln Township (Marshall)</b>			
Minnesota Association of Townships	303	10.4%	32
<b>Total for Entity</b>	<b>\$303</b>		<b>\$32</b>
<b>Lincoln-Pipestone Rural Water System</b>			
League of Minnesota Cities	1,954	10.6%	207
<b>Total for Entity</b>	<b>\$1,954</b>		<b>\$207</b>
<b>Lind Township (Roseau)</b>			
Minnesota Association of Townships	288	10.4%	30
<b>Total for Entity</b>	<b>\$288</b>		<b>\$30</b>
<b>Linden Grove Township (Saint Louis)</b>			
Minnesota Association of Townships	311	10.4%	32
<b>Total for Entity</b>	<b>\$311</b>		<b>\$32</b>
<b>Linden Township (Brown)</b>			
Minnesota Association of Townships	427	10.4%	44
<b>Total for Entity</b>	<b>\$427</b>		<b>\$44</b>
<b>Linsell Township (Marshall)</b>			
Minnesota Association of Townships	280	10.4%	29
<b>Total for Entity</b>	<b>\$280</b>		<b>\$29</b>

**Table 5**  
**2019 Lobbying Expenditures Paid With Association Dues**  
**Listed by Entity**

Name of Entity (County) Association Name	Total Local Government Dues	Proportion of Dues Used for Lobbying	Total Dues Used for Lobbying
<b>Linwood Township (Anoka)</b>			
Minnesota Association of Townships	2,134	10.4%	222
<b>Total for Entity</b>	<b>\$2,134</b>		<b>\$222</b>
<b>Lisbon Township (Yellow Medicine)</b>			
Minnesota Association of Townships	330	10.4%	34
<b>Total for Entity</b>	<b>\$330</b>		<b>\$34</b>
<b>Lismore Township (Nobles)</b>			
Minnesota Association of Townships	323	10.4%	34
<b>Total for Entity</b>	<b>\$323</b>		<b>\$34</b>
<b>Litchfield Township (Meeker)</b>			
Minnesota Association of Townships	605	10.4%	63
<b>Total for Entity</b>	<b>\$605</b>		<b>\$63</b>
<b>Little Elbow Township (Mahnomon)</b>			
Minnesota Association of Townships	426	10.4%	44
<b>Total for Entity</b>	<b>\$426</b>		<b>\$44</b>
<b>Little Elk Township (Todd)</b>			
Minnesota Association of Townships	426	10.4%	44
<b>Total for Entity</b>	<b>\$426</b>		<b>\$44</b>
<b>Little Falls Township (Morrison)</b>			
Minnesota Association of Townships	939	10.4%	98
<b>Total for Entity</b>	<b>\$939</b>		<b>\$98</b>
<b>Little Pine Township (Crow Wing)</b>			
Minnesota Association of Townships	296	10.4%	31
<b>Total for Entity</b>	<b>\$296</b>		<b>\$31</b>
<b>Little Rock Township (Nobles)</b>			
Minnesota Association of Townships	332	10.4%	35
<b>Total for Entity</b>	<b>\$332</b>		<b>\$35</b>
<b>Little Sauk Township (Todd)</b>			
Minnesota Association of Townships	604	10.4%	63
<b>Total for Entity</b>	<b>\$604</b>		<b>\$63</b>

**Table 5**  
**2019 Lobbying Expenditures Paid With Association Dues**  
**Listed by Entity**

Name of Entity (County) Association Name	Total Local Government Dues	Proportion of Dues Used for Lobbying	Total Dues Used for Lobbying
<b>Livonia Township (Sherburne)</b>			
Minnesota Association of Townships	2,438	10.4%	254
<b>Total for Entity</b>	<b>\$2,438</b>		<b>\$254</b>
<b>Lockhart Township (Norman)</b>			
Minnesota Association of Townships	286	10.4%	30
<b>Total for Entity</b>	<b>\$286</b>		<b>\$30</b>
<b>Lodi Township (Mower)</b>			
Minnesota Association of Townships	421	10.4%	44
<b>Total for Entity</b>	<b>\$421</b>		<b>\$44</b>
<b>Logan Township (Aitkin)</b>			
Minnesota Association of Townships	325	10.4%	34
<b>Total for Entity</b>	<b>\$325</b>		<b>\$34</b>
<b>Logan Township (Grant)</b>			
Minnesota Association of Townships	298	10.4%	31
<b>Total for Entity</b>	<b>\$298</b>		<b>\$31</b>
<b>London Township (Freeborn)</b>			
Minnesota Association of Townships	431	10.4%	45
<b>Total for Entity</b>	<b>\$431</b>		<b>\$45</b>
<b>Lone Pine Township (Itasca)</b>			
Minnesota Association of Townships	466	10.4%	48
Range Association of Municipalities and Schools	300	72.3%	217
<b>Total for Entity</b>	<b>\$766</b>		<b>\$265</b>
<b>Lone Tree Township (Chippewa)</b>			
Minnesota Association of Townships	327	10.4%	34
<b>Total for Entity</b>	<b>\$327</b>		<b>\$34</b>
<b>Long Lake Township (Crow Wing)</b>			
Minnesota Association of Townships	751	10.4%	78
<b>Total for Entity</b>	<b>\$751</b>		<b>\$78</b>
<b>Long Lake Township (Watonwan)</b>			
Minnesota Association of Townships	440	10.4%	46
<b>Total for Entity</b>	<b>\$440</b>		<b>\$46</b>

**Table 5**  
**2019 Lobbying Expenditures Paid With Association Dues**  
**Listed by Entity**

Name of Entity (County) Association Name	Total Local Government Dues	Proportion of Dues Used for Lobbying	Total Dues Used for Lobbying
<b>Long Lost Lake Township (Clearwater)</b>			
Minnesota Association of Townships	284	10.4%	30
<b>Total for Entity</b>	<b>\$284</b>		<b>\$30</b>
<b>Long Prairie Township (Todd)</b>			
Minnesota Association of Townships	606	10.4%	63
<b>Total for Entity</b>	<b>\$606</b>		<b>\$63</b>
<b>Loon Lake Township (Cass)</b>			
Minnesota Association of Townships	528	10.4%	55
<b>Total for Entity</b>	<b>\$528</b>		<b>\$55</b>
<b>Lorain Township (Nobles)</b>			
Minnesota Association of Townships	436	10.4%	45
<b>Total for Entity</b>	<b>\$436</b>		<b>\$45</b>
<b>Louisville Township (Red Lake)</b>			
Minnesota Association of Townships	329	10.4%	34
<b>Total for Entity</b>	<b>\$329</b>		<b>\$34</b>
<b>Louisville Township (Scott)</b>			
Minnesota Association of Townships	859	10.4%	89
<b>Total for Entity</b>	<b>\$859</b>		<b>\$89</b>
<b>Louriston Township (Chippewa)</b>			
Minnesota Association of Townships	317	10.4%	33
<b>Total for Entity</b>	<b>\$317</b>		<b>\$33</b>
<b>Lowell Township (Polk)</b>			
Minnesota Association of Townships	434	10.4%	45
<b>Total for Entity</b>	<b>\$434</b>		<b>\$45</b>
<b>Lower Minnesota River Watershed District</b>			
Minnesota Association of Watershed Districts	7,500	37.6%	2,820
<b>Total for Entity</b>	<b>\$7,500</b>		<b>\$2,820</b>
<b>Lower Rum River Water Management Organization</b>			
Minnesota Association of Watershed Districts	500	37.6%	188
<b>Total for Entity</b>	<b>\$500</b>		<b>\$188</b>



**Table 5**  
**2019 Lobbying Expenditures Paid With Association Dues**  
**Listed by Entity**

Name of Entity (County) Association Name	Total Local Government Dues	Proportion of Dues Used for Lobbying	Total Dues Used for Lobbying
<b>Lowville Township (Murray)</b>			
Minnesota Association of Townships	323	10.4%	34
<b>Total for Entity</b>	<b>\$323</b>		<b>\$34</b>
<b>Lucas Township (Lyon)</b>			
Minnesota Association of Townships	348	10.4%	36
<b>Total for Entity</b>	<b>\$348</b>		<b>\$36</b>
<b>Lund Township (Douglas)</b>			
Minnesota Association of Townships	444	10.4%	46
<b>Total for Entity</b>	<b>\$444</b>		<b>\$46</b>
<b>Lura Township (Faribault)</b>			
Minnesota Association of Townships	319	10.4%	33
<b>Total for Entity</b>	<b>\$319</b>		<b>\$33</b>
<b>Lutsen Township (Cook)</b>			
Minnesota Association of Townships	481	10.4%	50
<b>Total for Entity</b>	<b>\$481</b>		<b>\$50</b>
<b>Luverne Township (Rock)</b>			
Minnesota Association of Townships	490	10.4%	51
<b>Total for Entity</b>	<b>\$490</b>		<b>\$51</b>
<b>Luxemburg Township (Stearns)</b>			
Minnesota Association of Townships	547	10.4%	57
<b>Total for Entity</b>	<b>\$547</b>		<b>\$57</b>
<b>Lyle Township (Mower)</b>			
Minnesota Association of Townships	451	10.4%	47
<b>Total for Entity</b>	<b>\$451</b>		<b>\$47</b>
<b>Lynd Township (Lyon)</b>			
Minnesota Association of Townships	472	10.4%	49
<b>Total for Entity</b>	<b>\$472</b>		<b>\$49</b>
<b>Lynden Township (Stearns)</b>			
Minnesota Association of Townships	1,052	10.4%	109
<b>Total for Entity</b>	<b>\$1,052</b>		<b>\$109</b>

**Table 5**  
**2019 Lobbying Expenditures Paid With Association Dues**  
**Listed by Entity**

Name of Entity (County) Association Name	Total Local Government Dues	Proportion of Dues Used for Lobbying	Total Dues Used for Lobbying
<b>Lynn Township (McLeod)</b>			
Minnesota Association of Townships	509	10.4%	53
<b>Total for Entity</b>	<b>\$509</b>		<b>\$53</b>
<b>Lyon County</b>			
Association of Minnesota Counties	17,270	13.5%	2,331
Greater Minnesota Parks and Trails	300	68.3%	205
<b>Total for Entity</b>	<b>\$17,570</b>		<b>\$2,536</b>
<b>Lyon Soil and Water Conservation District</b>			
Minnesota Association of Soil and Water Conservation Districts	3,606	16.1%	581
<b>Total for Entity</b>	<b>\$3,606</b>		<b>\$581</b>
<b>Lyons Township (Lyon)</b>			
Minnesota Association of Townships	331	10.4%	34
<b>Total for Entity</b>	<b>\$331</b>		<b>\$34</b>
<b>Lyons Township (Wadena)</b>			
Minnesota Association of Townships	333	10.4%	35
<b>Total for Entity</b>	<b>\$333</b>		<b>\$35</b>
<b>Lyra Township (Blue Earth)</b>			
Minnesota Association of Townships	436	10.4%	45
<b>Total for Entity</b>	<b>\$436</b>		<b>\$45</b>
<b>Macsville Township (Grant)</b>			
Minnesota Association of Townships	304	10.4%	32
<b>Total for Entity</b>	<b>\$304</b>		<b>\$32</b>
<b>Macville Township (Aitkin)</b>			
Minnesota Association of Townships	334	10.4%	35
<b>Total for Entity</b>	<b>\$334</b>		<b>\$35</b>
<b>Madelia Township (Watonwan)</b>			
Minnesota Association of Townships	444	10.4%	46
<b>Total for Entity</b>	<b>\$444</b>		<b>\$46</b>
<b>Madison Township (Lac qui Parle)</b>			
Minnesota Association of Townships	336	10.4%	35
<b>Total for Entity</b>	<b>\$336</b>		<b>\$35</b>

**Table 5**  
**2019 Lobbying Expenditures Paid With Association Dues**  
**Listed by Entity**

Name of Entity (County) Association Name	Total Local Government Dues	Proportion of Dues Used for Lobbying	Total Dues Used for Lobbying
<b>Magnolia Township (Rock)</b>			
Minnesota Association of Townships	335	10.4%	35
<b>Total for Entity</b>	<b>\$335</b>		<b>\$35</b>
<b>Mahnomen County</b>			
Association of Minnesota Counties	20,289	13.5%	2,739
Greater Minnesota Parks and Trails	150	68.3%	102
Minnesota Rural Counties Caucus	2,200	41.0%	902
<b>Total for Entity</b>	<b>\$22,639</b>		<b>\$3,743</b>
<b>Mahnomen Soil and Water Conservation District</b>			
Minnesota Association of Soil and Water Conservation Districts	2,470	16.1%	398
<b>Total for Entity</b>	<b>\$2,470</b>		<b>\$398</b>
<b>Mahtowa Township (Carlton)</b>			
Minnesota Association of Townships	539	10.4%	56
<b>Total for Entity</b>	<b>\$539</b>		<b>\$56</b>
<b>Maine Prairie Township (Stearns)</b>			
Minnesota Association of Townships	1,024	10.4%	106
<b>Total for Entity</b>	<b>\$1,024</b>		<b>\$106</b>
<b>Maine Township (Otter Tail)</b>			
Minnesota Association of Townships	545	10.4%	57
<b>Total for Entity</b>	<b>\$545</b>		<b>\$57</b>
<b>Malmo Township (Aitkin)</b>			
Minnesota Association of Townships	444	10.4%	46
<b>Total for Entity</b>	<b>\$444</b>		<b>\$46</b>
<b>Malta Township (Big Stone)</b>			
Minnesota Association of Townships	302	10.4%	31
<b>Total for Entity</b>	<b>\$302</b>		<b>\$31</b>
<b>Malung Township (Roseau)</b>			
Minnesota Association of Townships	473	10.4%	49
<b>Total for Entity</b>	<b>\$473</b>		<b>\$49</b>

**Table 5**  
**2019 Lobbying Expenditures Paid With Association Dues**  
**Listed by Entity**

Name of Entity (County) Association Name	Total Local Government Dues	Proportion of Dues Used for Lobbying	Total Dues Used for Lobbying
<b>Mamre Township (Kandiyohi)</b>			
Minnesota Association of Townships	464	10.4%	48
<b>Total for Entity</b>	<b>\$464</b>		<b>\$48</b>
<b>Manannah Township (Meeker)</b>			
Minnesota Association of Townships	532	10.4%	55
<b>Total for Entity</b>	<b>\$532</b>		<b>\$55</b>
<b>Manchester Township (Freeborn)</b>			
Minnesota Association of Townships	472	10.4%	49
<b>Total for Entity</b>	<b>\$472</b>		<b>\$49</b>
<b>Mandt Township (Chippewa)</b>			
Minnesota Association of Townships	317	10.4%	33
<b>Total for Entity</b>	<b>\$317</b>		<b>\$33</b>
<b>Manfred Township (Lac qui Parle)</b>			
Minnesota Association of Townships	300	10.4%	31
<b>Total for Entity</b>	<b>\$300</b>		<b>\$31</b>
<b>Mankato Township (Blue Earth)</b>			
Minnesota Association of Townships	982	10.4%	102
<b>Total for Entity</b>	<b>\$982</b>		<b>\$102</b>
<b>Mansfield Township (Freeborn)</b>			
Minnesota Association of Townships	339	10.4%	35
<b>Total for Entity</b>	<b>\$339</b>		<b>\$35</b>
<b>Manston Township (Wilkin)</b>			
Minnesota Association of Townships	284	10.4%	30
<b>Total for Entity</b>	<b>\$284</b>		<b>\$30</b>
<b>Mantorville Township (Dodge)</b>			
Minnesota Association of Townships	1,042	10.4%	108
<b>Total for Entity</b>	<b>\$1,042</b>		<b>\$108</b>
<b>Mantrap Township (Hubbard)</b>			
Minnesota Association of Townships	512	10.4%	53
<b>Total for Entity</b>	<b>\$512</b>		<b>\$53</b>

**Table 5**  
**2019 Lobbying Expenditures Paid With Association Dues**  
**Listed by Entity**

Name of Entity (County) Association Name	Total Local Government Dues	Proportion of Dues Used for Lobbying	Total Dues Used for Lobbying
<b>Manyaska Township (Martin)</b>			
Minnesota Association of Townships	438	10.4%	46
<b>Total for Entity</b>	<b>\$438</b>		<b>\$46</b>
<b>Maple Grove Township (Becker)</b>			
Minnesota Association of Townships	487	10.4%	51
<b>Total for Entity</b>	<b>\$487</b>		<b>\$51</b>
<b>Maple Grove Township (Crow Wing)</b>			
Minnesota Association of Townships	601	10.4%	63
<b>Total for Entity</b>	<b>\$601</b>		<b>\$63</b>
<b>Maple Grove Transit</b>			
Suburban Transit Association	9,500	99.8%	9,481
<b>Total for Entity</b>	<b>\$9,500</b>		<b>\$9,481</b>
<b>Maple Lake Township (Wright)</b>			
Minnesota Association of Townships	1,103	10.4%	115
<b>Total for Entity</b>	<b>\$1,103</b>		<b>\$115</b>
<b>Maple Ridge Township (Beltrami)</b>			
Minnesota Association of Townships	304	10.4%	32
<b>Total for Entity</b>	<b>\$304</b>		<b>\$32</b>
<b>Maple Ridge Township (Isanti)</b>			
Minnesota Association of Townships	591	10.4%	61
<b>Total for Entity</b>	<b>\$591</b>		<b>\$61</b>
<b>Maple Township (Cass)</b>			
Minnesota Association of Townships	466	10.4%	48
<b>Total for Entity</b>	<b>\$466</b>		<b>\$48</b>
<b>Mapleton Township (Blue Earth)</b>			
Minnesota Association of Townships	432	10.4%	45
<b>Total for Entity</b>	<b>\$432</b>		<b>\$45</b>
<b>Maplewood Township (Otter Tail)</b>			
Minnesota Association of Townships	439	10.4%	46
<b>Total for Entity</b>	<b>\$439</b>		<b>\$46</b>

**Table 5**  
**2019 Lobbying Expenditures Paid With Association Dues**  
**Listed by Entity**

Name of Entity (County) Association Name	Total Local Government Dues	Proportion of Dues Used for Lobbying	Total Dues Used for Lobbying
<b>Marble Township (Lincoln)</b>			
Minnesota Association of Townships	320	10.4%	33
<b>Total for Entity</b>	<b>\$320</b>		<b>\$33</b>
<b>Marcell Township (Itasca)</b>			
Minnesota Association of Townships	485	10.4%	50
<b>Total for Entity</b>	<b>\$485</b>		<b>\$50</b>
<b>Marion Township (Olmsted)</b>			
Minnesota Association of Townships	1,672	10.4%	174
<b>Total for Entity</b>	<b>\$1,672</b>		<b>\$174</b>
<b>Marsh Creek Township (Mahnomen)</b>			
Minnesota Association of Townships	318	10.4%	33
<b>Total for Entity</b>	<b>\$318</b>		<b>\$33</b>
<b>Marsh Grove Township (Marshall)</b>			
Minnesota Association of Townships	312	10.4%	32
<b>Total for Entity</b>	<b>\$312</b>		<b>\$32</b>
<b>Marshall County</b>			
Association of Minnesota Counties	6,560	13.5%	886
Greater Minnesota Parks and Trails	150	68.3%	102
Minnesota Rural Counties Caucus	2,200	41.0%	902
<b>Total for Entity</b>	<b>\$8,910</b>		<b>\$1,890</b>
<b>Marshall Soil and Water Conservation District</b>			
Minnesota Association of Soil and Water Conservation Districts	2,470	16.1%	398
<b>Total for Entity</b>	<b>\$2,470</b>		<b>\$398</b>
<b>Marshall Township (Mower)</b>			
Minnesota Association of Townships	452	10.4%	47
<b>Total for Entity</b>	<b>\$452</b>		<b>\$47</b>
<b>Marshan Township (Dakota)</b>			
Minnesota Association of Townships	770	10.4%	80
<b>Total for Entity</b>	<b>\$770</b>		<b>\$80</b>

**Table 5**  
**2019 Lobbying Expenditures Paid With Association Dues**  
**Listed by Entity**

Name of Entity (County) Association Name	Total Local Government Dues	Proportion of Dues Used for Lobbying	Total Dues Used for Lobbying
<b>Marshfield Township (Lincoln)</b>			
Minnesota Association of Townships	342	10.4%	36
<b>Total for Entity</b>	<b>\$342</b>		<b>\$36</b>
<b>Martin County</b>			
Association of Minnesota Counties	9,664	13.5%	1,305
<b>Total for Entity</b>	<b>\$9,664</b>		<b>\$1,305</b>
<b>Martin Soil and Water Conservation District</b>			
Minnesota Association of Soil and Water Conservation Districts	3,484	16.1%	561
<b>Total for Entity</b>	<b>\$3,484</b>		<b>\$561</b>
<b>Martin Township (Rock)</b>			
Minnesota Association of Townships	459	10.4%	48
<b>Total for Entity</b>	<b>\$459</b>		<b>\$48</b>
<b>Martinsburg Township (Renville)</b>			
Minnesota Association of Townships	327	10.4%	34
<b>Total for Entity</b>	<b>\$327</b>		<b>\$34</b>
<b>Mary Township (Norman)</b>			
Minnesota Association of Townships	294	10.4%	31
<b>Total for Entity</b>	<b>\$294</b>		<b>\$31</b>
<b>Marysland Township (Swift)</b>			
Minnesota Association of Townships	301	10.4%	31
<b>Total for Entity</b>	<b>\$301</b>		<b>\$31</b>
<b>Marysville Township (Wright)</b>			
Minnesota Association of Townships	1,126	10.4%	117
<b>Total for Entity</b>	<b>\$1,126</b>		<b>\$117</b>
<b>Mason Township (Murray)</b>			
Minnesota Association of Townships	433	10.4%	45
<b>Total for Entity</b>	<b>\$433</b>		<b>\$45</b>
<b>Max Township (Itasca)</b>			
Minnesota Association of Townships	312	10.4%	32
<b>Total for Entity</b>	<b>\$312</b>		<b>\$32</b>

**Table 5**  
**2019 Lobbying Expenditures Paid With Association Dues**  
**Listed by Entity**

Name of Entity (County) Association Name	Total Local Government Dues	Proportion of Dues Used for Lobbying	Total Dues Used for Lobbying
<b>Maxwell Township (Lac qui Parle)</b>			
Minnesota Association of Townships	322	10.4%	33
<b>Total for Entity</b>	<b>\$322</b>		<b>\$33</b>
<b>May Township (Cass)</b>			
Minnesota Association of Townships	618	10.4%	64
<b>Total for Entity</b>	<b>\$618</b>		<b>\$64</b>
<b>May Township (Washington)</b>			
League of Minnesota Cities	3,194	10.6%	339
Minnesota Association of Townships	1,294	10.4%	135
<b>Total for Entity</b>	<b>\$4,488</b>		<b>\$474</b>
<b>Mayfield Township (Pennington)</b>			
Minnesota Association of Townships	285	10.4%	30
<b>Total for Entity</b>	<b>\$285</b>		<b>\$30</b>
<b>Mayhew Lake Township (Benton)</b>			
Minnesota Association of Townships	614	10.4%	64
<b>Total for Entity</b>	<b>\$614</b>		<b>\$64</b>
<b>Mayville Township (Houston)</b>			
Minnesota Association of Townships	465	10.4%	48
<b>Total for Entity</b>	<b>\$465</b>		<b>\$48</b>
<b>Maywood Township (Benton)</b>			
Minnesota Association of Townships	649	10.4%	67
<b>Total for Entity</b>	<b>\$649</b>		<b>\$67</b>
<b>Mazeppa Township (Wabasha)</b>			
Minnesota Association of Townships	569	10.4%	59
<b>Total for Entity</b>	<b>\$569</b>		<b>\$59</b>
<b>McCauleyville Township (Wilkin)</b>			
Minnesota Association of Townships	290	10.4%	30
<b>Total for Entity</b>	<b>\$290</b>		<b>\$30</b>
<b>McCrea Township (Marshall)</b>			
Minnesota Association of Townships	343	10.4%	36
<b>Total for Entity</b>	<b>\$343</b>		<b>\$36</b>



**Table 5**  
**2019 Lobbying Expenditures Paid With Association Dues**  
**Listed by Entity**

Name of Entity (County) Association Name	Total Local Government Dues	Proportion of Dues Used for Lobbying	Total Dues Used for Lobbying
<b>McDavitt Township (Saint Louis)</b>			
Minnesota Association of Townships	483	10.4%	50
Range Association of Municipalities and Schools	400	72.3%	289
<b>Total for Entity</b>	<b>\$883</b>		<b>\$339</b>
<b>McDonaldsville Township (Norman)</b>			
Minnesota Association of Townships	323	10.4%	34
<b>Total for Entity</b>	<b>\$323</b>		<b>\$34</b>
<b>McGregor Township (Aitkin)</b>			
Minnesota Association of Townships	300	10.4%	31
<b>Total for Entity</b>	<b>\$300</b>		<b>\$31</b>
<b>McKinley Township (Cass)</b>			
Minnesota Association of Townships	312	10.4%	32
<b>Total for Entity</b>	<b>\$312</b>		<b>\$32</b>
<b>McLeod County</b>			
Association of Minnesota Counties	16,030	13.5%	2,164
Greater Minnesota Parks and Trails	300	68.3%	205
Minnesota Rural Counties Caucus	2,700	41.0%	1,107
<b>Total for Entity</b>	<b>\$19,030</b>		<b>\$3,476</b>
<b>McLeod Soil and Water Conservation District</b>			
Minnesota Association of Soil and Water Conservation Districts	3,913	16.1%	630
<b>Total for Entity</b>	<b>\$3,913</b>		<b>\$630</b>
<b>McPherson Township (Blue Earth)</b>			
Minnesota Association of Townships	485	10.4%	50
<b>Total for Entity</b>	<b>\$485</b>		<b>\$50</b>
<b>Meadow Brook Township (Cass)</b>			
Minnesota Association of Townships	421	10.4%	44
<b>Total for Entity</b>	<b>\$421</b>		<b>\$44</b>
<b>Meadow Township (Wadena)</b>			
Minnesota Association of Townships	336	10.4%	35
<b>Total for Entity</b>	<b>\$336</b>		<b>\$35</b>

**Table 5**  
**2019 Lobbying Expenditures Paid With Association Dues**  
**Listed by Entity**

Name of Entity (County) Association Name	Total Local Government Dues	Proportion of Dues Used for Lobbying	Total Dues Used for Lobbying
<b>Meadowlands Township (Saint Louis)</b>			
Minnesota Association of Townships	434	10.4%	45
<b>Total for Entity</b>	<b>\$434</b>		<b>\$45</b>
<b>Meadows Township (Wilkin)</b>			
Minnesota Association of Townships	283	10.4%	29
<b>Total for Entity</b>	<b>\$283</b>		<b>\$29</b>
<b>Medford Township (Steele)</b>			
Minnesota Association of Townships	601	10.4%	63
<b>Total for Entity</b>	<b>\$601</b>		<b>\$63</b>
<b>Medo Township (Blue Earth)</b>			
Minnesota Association of Townships	451	10.4%	47
<b>Total for Entity</b>	<b>\$451</b>		<b>\$47</b>
<b>Meeker County</b>			
Association of Minnesota Counties	15,750	13.5%	2,126
Greater Minnesota Parks and Trails	225	68.3%	154
Minnesota Rural Counties Caucus	2,500	41.0%	1,025
<b>Total for Entity</b>	<b>\$18,475</b>		<b>\$3,305</b>
<b>Meeker Soil and Water Conservation District</b>			
Minnesota Association of Soil and Water Conservation Districts	3,435	16.1%	553
<b>Total for Entity</b>	<b>\$3,435</b>		<b>\$553</b>
<b>Mehurin Township (Lac qui Parle)</b>			
Minnesota Association of Townships	291	10.4%	30
<b>Total for Entity</b>	<b>\$291</b>		<b>\$30</b>
<b>Melrose Township (Stearns)</b>			
Minnesota Association of Townships	580	10.4%	60
<b>Total for Entity</b>	<b>\$580</b>		<b>\$60</b>
<b>Melville Township (Renville)</b>			
Minnesota Association of Townships	336	10.4%	35
<b>Total for Entity</b>	<b>\$336</b>		<b>\$35</b>

**Table 5**  
**2019 Lobbying Expenditures Paid With Association Dues**  
**Listed by Entity**

Name of Entity (County) Association Name	Total Local Government Dues	Proportion of Dues Used for Lobbying	Total Dues Used for Lobbying
<b>Meriden Township (Steele)</b>			
Minnesota Association of Townships	538	10.4%	56
<b>Total for Entity</b>	<b>\$538</b>		<b>\$56</b>
<b>Merton Township (Steele)</b>			
Minnesota Association of Townships	444	10.4%	46
<b>Total for Entity</b>	<b>\$444</b>		<b>\$46</b>
<b>Metropolitan Council</b>			
League of Minnesota Cities	1,954	10.6%	207
<b>Total for Entity</b>	<b>\$1,954</b>		<b>\$207</b>
<b>Metropolitan Educational Cooperative Service Unit</b>			
Association of Metropolitan School Districts, Inc.	3,700	73.1%	2,705
<b>Total for Entity</b>	<b>\$3,700</b>		<b>\$2,705</b>
<b>Metropolitan Mosquito Control District</b>			
League of Minnesota Cities	1,954	10.6%	207
<b>Total for Entity</b>	<b>\$1,954</b>		<b>\$207</b>
<b>Mickinock Township (Roseau)</b>			
Minnesota Association of Townships	430	10.4%	45
<b>Total for Entity</b>	<b>\$430</b>		<b>\$45</b>
<b>Middle Fork Crow River Watershed District</b>			
League of Minnesota Cities	1,954	10.6%	207
Minnesota Association of Watershed Districts	4,054	37.6%	1,524
<b>Total for Entity</b>	<b>\$6,008</b>		<b>\$1,731</b>
<b>Middle River Township (Marshall)</b>			
Minnesota Association of Townships	294	10.4%	31
<b>Total for Entity</b>	<b>\$294</b>		<b>\$31</b>
<b>Middle-Snake-Tamarac Rivers Watershed District</b>			
Minnesota Association of Watershed Districts	6,332	37.6%	2,381
<b>Total for Entity</b>	<b>\$6,332</b>		<b>\$2,381</b>
<b>Middletown Township (Jackson)</b>			
Minnesota Association of Townships	331	10.4%	34
<b>Total for Entity</b>	<b>\$331</b>		<b>\$34</b>

**Table 5**  
**2019 Lobbying Expenditures Paid With Association Dues**  
**Listed by Entity**

Name of Entity (County) Association Name	Total Local Government Dues	Proportion of Dues Used for Lobbying	Total Dues Used for Lobbying
<b>Middleville Township (Wright)</b>			
Minnesota Association of Townships	657	10.4%	68
<b>Total for Entity</b>	<b>\$657</b>		<b>\$68</b>
<b>Mid-Minnesota Development Commission</b>			
League of Minnesota Cities	1,954	10.6%	207
<b>Total for Entity</b>	<b>\$1,954</b>		<b>\$207</b>
<b>Midway Township (Cottonwood)</b>			
Minnesota Association of Townships	333	10.4%	35
<b>Total for Entity</b>	<b>\$333</b>		<b>\$35</b>
<b>Midway Township (Saint Louis)</b>			
Minnesota Association of Townships	864	10.4%	90
<b>Total for Entity</b>	<b>\$864</b>		<b>\$90</b>
<b>Midwest Special Education Cooperative - # 398</b>			
Minnesota Rural Education Association	600	45.1%	271
<b>Total for Entity</b>	<b>\$600</b>		<b>\$271</b>
<b>Milaca Township (Mille Lacs)</b>			
Minnesota Association of Townships	918	10.4%	95
<b>Total for Entity</b>	<b>\$918</b>		<b>\$95</b>
<b>Milford Township (Brown)</b>			
Minnesota Association of Townships	553	10.4%	58
<b>Total for Entity</b>	<b>\$553</b>		<b>\$58</b>
<b>Mille Lacs County</b>			
Association of Minnesota Counties	15,691	13.5%	2,118
Minnesota Rural Counties Caucus	2,500	41.0%	1,025
<b>Total for Entity</b>	<b>\$18,191</b>		<b>\$3,143</b>
<b>Mille Lacs Soil and Water Conservation District</b>			
Minnesota Association of Soil and Water Conservation Districts	3,425	16.1%	551
<b>Total for Entity</b>	<b>\$3,425</b>		<b>\$551</b>
<b>Millerville Township (Douglas)</b>			
Minnesota Association of Townships	448	10.4%	47
<b>Total for Entity</b>	<b>\$448</b>		<b>\$47</b>

**Table 5**  
**2019 Lobbying Expenditures Paid With Association Dues**  
**Listed by Entity**

Name of Entity (County) Association Name	Total Local Government Dues	Proportion of Dues Used for Lobbying	Total Dues Used for Lobbying
<b>Millward Township (Aitkin)</b>			
Minnesota Association of Townships	292	10.4%	30
<b>Total for Entity</b>	<b>\$292</b>		<b>\$30</b>
<b>Millwood Township (Stearns)</b>			
Minnesota Association of Townships	734	10.4%	76
<b>Total for Entity</b>	<b>\$734</b>		<b>\$76</b>
<b>Milo Township (Mille Lacs)</b>			
Minnesota Association of Townships	857	10.4%	89
<b>Total for Entity</b>	<b>\$857</b>		<b>\$89</b>
<b>Milton Township (Dodge)</b>			
Minnesota Association of Townships	573	10.4%	60
<b>Total for Entity</b>	<b>\$573</b>		<b>\$60</b>
<b>Miltona Township (Douglas)</b>			
Minnesota Association of Townships	600	10.4%	62
<b>Total for Entity</b>	<b>\$600</b>		<b>\$62</b>
<b>Minden Township (Benton)</b>			
Minnesota Association of Townships	947	10.4%	98
<b>Total for Entity</b>	<b>\$947</b>		<b>\$98</b>
<b>Minerva Township (Clearwater)</b>			
Minnesota Association of Townships	426	10.4%	44
<b>Total for Entity</b>	<b>\$426</b>		<b>\$44</b>
<b>Minnehaha Creek Watershed District</b>			
League of Minnesota Cities	1,954	10.6%	207
Minnesota Association of Watershed Districts	7,500	37.6%	2,820
<b>Total for Entity</b>	<b>\$9,454</b>		<b>\$3,027</b>
<b>Minneiska Township (Wabasha)</b>			
Minnesota Association of Townships	327	10.4%	34
<b>Total for Entity</b>	<b>\$327</b>		<b>\$34</b>
<b>Minneola Township (Goodhue)</b>			
Minnesota Association of Townships	543	10.4%	56
<b>Total for Entity</b>	<b>\$543</b>		<b>\$56</b>

**Table 5**  
**2019 Lobbying Expenditures Paid With Association Dues**  
**Listed by Entity**

Name of Entity (County) Association Name	Total Local Government Dues	Proportion of Dues Used for Lobbying	Total Dues Used for Lobbying
<b>Minneota Township (Jackson)</b>			
Minnesota Association of Townships	347	10.4%	36
<b>Total for Entity</b>	<b>\$347</b>		<b>\$36</b>
<b>Minnesota Falls Township (Yellow Medicine)</b>			
Minnesota Association of Townships	471	10.4%	49
<b>Total for Entity</b>	<b>\$471</b>		<b>\$49</b>
<b>Minnesota Lake Township (Faribault)</b>			
Minnesota Association of Townships	325	10.4%	34
<b>Total for Entity</b>	<b>\$325</b>		<b>\$34</b>
<b>Minnesota River Valley Utilities Commission</b>			
Minnesota Environmental Science and Economic Review Board	1,325	9.6%	127
<b>Total for Entity</b>	<b>\$1,325</b>		<b>\$127</b>
<b>Minnesota Valley Transit Association</b>			
Suburban Transit Association	44,918	99.8%	44,828
<b>Total for Entity</b>	<b>\$44,918</b>		<b>\$44,828</b>
<b>Minnewaska Township (Pope)</b>			
Minnesota Association of Townships	506	10.4%	53
<b>Total for Entity</b>	<b>\$506</b>		<b>\$53</b>
<b>Minnie Township (Beltrami)</b>			
Minnesota Association of Townships	278	10.4%	29
<b>Total for Entity</b>	<b>\$278</b>		<b>\$29</b>
<b>Mission Creek Township (Pine)</b>			
Minnesota Association of Townships	539	10.4%	56
<b>Total for Entity</b>	<b>\$539</b>		<b>\$56</b>
<b>Mission Township (Crow Wing)</b>			
Minnesota Association of Townships	602	10.4%	63
<b>Total for Entity</b>	<b>\$602</b>		<b>\$63</b>
<b>Mississippi Watershed Management Organization</b>			
League of Minnesota Cities	1,954	10.6%	207
Minnesota Association of Watershed Districts	500	37.6%	188
<b>Total for Entity</b>	<b>\$2,454</b>		<b>\$395</b>

**Table 5**  
**2019 Lobbying Expenditures Paid With Association Dues**  
**Listed by Entity**

Name of Entity (County) Association Name	Total Local Government Dues	Proportion of Dues Used for Lobbying	Total Dues Used for Lobbying
<b>Mitchell Township (Wilkin)</b>			
Minnesota Association of Townships	298	10.4%	31
<b>Total for Entity</b>	<b>\$298</b>		<b>\$31</b>
<b>Moe Township (Douglas)</b>			
Minnesota Association of Townships	598	10.4%	62
<b>Total for Entity</b>	<b>\$598</b>		<b>\$62</b>
<b>Moland Township (Clay)</b>			
Minnesota Association of Townships	436	10.4%	45
<b>Total for Entity</b>	<b>\$436</b>		<b>\$45</b>
<b>Moltke Township (Sibley)</b>			
Minnesota Association of Townships	349	10.4%	36
<b>Total for Entity</b>	<b>\$349</b>		<b>\$36</b>
<b>Money Creek Township (Houston)</b>			
Minnesota Association of Townships	532	10.4%	55
<b>Total for Entity</b>	<b>\$532</b>		<b>\$55</b>
<b>Monroe Township (Lyon)</b>			
Minnesota Association of Townships	330	10.4%	34
<b>Total for Entity</b>	<b>\$330</b>		<b>\$34</b>
<b>Monson Township (Traverse)</b>			
Minnesota Association of Townships	311	10.4%	32
<b>Total for Entity</b>	<b>\$311</b>		<b>\$32</b>
<b>Montgomery Township (Le Sueur)</b>			
Minnesota Association of Townships	553	10.4%	58
<b>Total for Entity</b>	<b>\$553</b>		<b>\$58</b>
<b>Monticello Township (Wright)</b>			
Minnesota Association of Townships	1,459	10.4%	152
<b>Total for Entity</b>	<b>\$1,459</b>		<b>\$152</b>
<b>Moonshine Township (Big Stone)</b>			
Minnesota Association of Townships	300	10.4%	31
<b>Total for Entity</b>	<b>\$300</b>		<b>\$31</b>

**Table 5**  
**2019 Lobbying Expenditures Paid With Association Dues**  
**Listed by Entity**

Name of Entity (County) Association Name	Total Local Government Dues	Proportion of Dues Used for Lobbying	Total Dues Used for Lobbying
<b>Moore Township (Stevens)</b>			
Minnesota Association of Townships	344	10.4%	36
<b>Total for Entity</b>	<b>\$344</b>		<b>\$36</b>
<b>Moorhead Township (Clay)</b>			
Coalition of Greater Minnesota Cities	3,766	58.2%	2,192
Minnesota Association of Townships	321	10.4%	33
<b>Total for Entity</b>	<b>\$4,087</b>		<b>\$2,225</b>
<b>Moose Creek Township (Clearwater)</b>			
Minnesota Association of Townships	348	10.4%	36
<b>Total for Entity</b>	<b>\$348</b>		<b>\$36</b>
<b>Moose Lake Community Hospital District</b>			
League of Minnesota Cities	1,954	10.6%	207
<b>Total for Entity</b>	<b>\$1,954</b>		<b>\$207</b>
<b>Moose Lake Township (Beltrami)</b>			
Minnesota Association of Townships	340	10.4%	35
<b>Total for Entity</b>	<b>\$340</b>		<b>\$35</b>
<b>Moose Lake Township (Carlton)</b>			
Minnesota Association of Townships	747	10.4%	78
<b>Total for Entity</b>	<b>\$747</b>		<b>\$78</b>
<b>Moose Lake Township (Cass)</b>			
Minnesota Association of Townships	309	10.4%	32
<b>Total for Entity</b>	<b>\$309</b>		<b>\$32</b>
<b>Moose Lake-Windemere Area Sanitary Sewer District</b>			
League of Minnesota Cities	1,954	10.6%	207
<b>Total for Entity</b>	<b>\$1,954</b>		<b>\$207</b>
<b>Moose Park Township (Itasca)</b>			
Minnesota Association of Townships	292	10.4%	30
<b>Total for Entity</b>	<b>\$292</b>		<b>\$30</b>
<b>Moose River Township (Marshall)</b>			
Minnesota Association of Townships	278	10.4%	29
<b>Total for Entity</b>	<b>\$278</b>		<b>\$29</b>



**Table 5**  
**2019 Lobbying Expenditures Paid With Association Dues**  
**Listed by Entity**

Name of Entity (County) Association Name	Total Local Government Dues	Proportion of Dues Used for Lobbying	Total Dues Used for Lobbying
<b>Moose Township (Roseau)</b>			
Minnesota Association of Townships	305	10.4%	32
<b>Total for Entity</b>	<b>\$305</b>		<b>\$32</b>
<b>Moran Township (Todd)</b>			
Minnesota Association of Townships	503	10.4%	52
<b>Total for Entity</b>	<b>\$503</b>		<b>\$52</b>
<b>Moranville Township (Roseau)</b>			
Minnesota Association of Townships	614	10.4%	64
<b>Total for Entity</b>	<b>\$614</b>		<b>\$64</b>
<b>Morcom Township (Saint Louis)</b>			
Minnesota Association of Townships	298	10.4%	31
<b>Total for Entity</b>	<b>\$298</b>		<b>\$31</b>
<b>Morgan Township (Redwood)</b>			
Minnesota Association of Townships	344	10.4%	36
<b>Total for Entity</b>	<b>\$344</b>		<b>\$36</b>
<b>Morken Township (Clay)</b>			
Minnesota Association of Townships	320	10.4%	33
<b>Total for Entity</b>	<b>\$320</b>		<b>\$33</b>
<b>Morrill Township (Morrison)</b>			
Minnesota Association of Townships	559	10.4%	58
<b>Total for Entity</b>	<b>\$559</b>		<b>\$58</b>
<b>Morris Township (Stevens)</b>			
Minnesota Association of Townships	464	10.4%	48
<b>Total for Entity</b>	<b>\$464</b>		<b>\$48</b>
<b>Morrison County</b>			
Association of Minnesota Counties	18,990	13.5%	2,564
Greater Minnesota Parks and Trails	300	68.3%	205
<b>Total for Entity</b>	<b>\$19,290</b>		<b>\$2,769</b>
<b>Morrison Soil and Water Conservation District</b>			
Minnesota Association of Soil and Water Conservation Districts	3,776	16.1%	608
<b>Total for Entity</b>	<b>\$3,776</b>		<b>\$608</b>

**Table 5**  
**2019 Lobbying Expenditures Paid With Association Dues**  
**Listed by Entity**

Name of Entity (County) Association Name	Total Local Government Dues	Proportion of Dues Used for Lobbying	Total Dues Used for Lobbying
<b>Morrison Township (Aitkin)</b>			
Minnesota Association of Townships	331	10.4%	34
<b>Total for Entity</b>	<b>\$331</b>		<b>\$34</b>
<b>Morristown Township (Rice)</b>			
Minnesota Association of Townships	571	10.4%	59
<b>Total for Entity</b>	<b>\$571</b>		<b>\$59</b>
<b>Morse Township (Itasca)</b>			
Minnesota Association of Townships	534	10.4%	56
Range Association of Municipalities and Schools	350	72.3%	253
<b>Total for Entity</b>	<b>\$884</b>		<b>\$309</b>
<b>Morse Township (Saint Louis)</b>			
Minnesota Association of Townships	793	10.4%	82
<b>Total for Entity</b>	<b>\$793</b>		<b>\$82</b>
<b>Moscow Township (Freeborn)</b>			
Minnesota Association of Townships	504	10.4%	52
<b>Total for Entity</b>	<b>\$504</b>		<b>\$52</b>
<b>Motley Township (Morrison)</b>			
Minnesota Association of Townships	339	10.4%	35
<b>Total for Entity</b>	<b>\$339</b>		<b>\$35</b>
<b>Moulton Township (Murray)</b>			
Minnesota Association of Townships	334	10.4%	35
<b>Total for Entity</b>	<b>\$334</b>		<b>\$35</b>
<b>Mound Prairie Township (Houston)</b>			
Minnesota Association of Townships	532	10.4%	55
<b>Total for Entity</b>	<b>\$532</b>		<b>\$55</b>
<b>Mound Township (Rock)</b>			
Minnesota Association of Townships	343	10.4%	36
<b>Total for Entity</b>	<b>\$343</b>		<b>\$36</b>
<b>Mount Morris Township (Morrison)</b>			
Minnesota Association of Townships	297	10.4%	31
<b>Total for Entity</b>	<b>\$297</b>		<b>\$31</b>

**Table 5**  
**2019 Lobbying Expenditures Paid With Association Dues**  
**Listed by Entity**

Name of Entity (County) Association Name	Total Local Government Dues	Proportion of Dues Used for Lobbying	Total Dues Used for Lobbying
<b>Mount Pleasant Township (Wabasha)</b>			
Minnesota Association of Townships	478	10.4%	50
<b>Total for Entity</b>	<b>\$478</b>		<b>\$50</b>
<b>Mount Vernon Township (Winona)</b>			
Minnesota Association of Townships	422	10.4%	44
<b>Total for Entity</b>	<b>\$422</b>		<b>\$44</b>
<b>Mountain Lake Township (Cottonwood)</b>			
Minnesota Association of Townships	459	10.4%	48
<b>Total for Entity</b>	<b>\$459</b>		<b>\$48</b>
<b>Mower County</b>			
Association of Minnesota Counties	21,779	13.5%	2,940
Minnesota Rural Counties Caucus	2,700	41.0%	1,107
<b>Total for Entity</b>	<b>\$24,479</b>		<b>\$4,047</b>
<b>Mower County Soil and Water Conservation District</b>			
Minnesota Association of Soil and Water Conservation Districts	4,079	16.1%	657
<b>Total for Entity</b>	<b>\$4,079</b>		<b>\$657</b>
<b>Moyer Township (Swift)</b>			
Minnesota Association of Townships	296	10.4%	31
<b>Total for Entity</b>	<b>\$296</b>		<b>\$31</b>
<b>Moylan Township (Marshall)</b>			
Minnesota Association of Townships	301	10.4%	31
<b>Total for Entity</b>	<b>\$301</b>		<b>\$31</b>
<b>Mudgett Township (Mille Lacs)</b>			
Minnesota Association of Townships	298	10.4%	31
<b>Total for Entity</b>	<b>\$298</b>		<b>\$31</b>
<b>Mulligan Township (Brown)</b>			
Minnesota Association of Townships	336	10.4%	35
<b>Total for Entity</b>	<b>\$336</b>		<b>\$35</b>
<b>Munch Township (Pine)</b>			
Minnesota Association of Townships	437	10.4%	45
<b>Total for Entity</b>	<b>\$437</b>		<b>\$45</b>

**Table 5**  
**2019 Lobbying Expenditures Paid With Association Dues**  
**Listed by Entity**

Name of Entity (County) Association Name	Total Local Government Dues	Proportion of Dues Used for Lobbying	Total Dues Used for Lobbying
<b>Munson Township (Stearns)</b>			
Minnesota Association of Townships	904	10.4%	94
<b>Total for Entity</b>	<b>\$904</b>		<b>\$94</b>
<b>Murray County</b>			
Association of Minnesota Counties	11,218	13.5%	1,514
Minnesota Rural Counties Caucus	2,200	41.0%	902
<b>Total for Entity</b>	<b>\$13,418</b>		<b>\$2,416</b>
<b>Murray Soil and Water Conservation District</b>			
Minnesota Association of Soil and Water Conservation Districts	2,930	16.1%	472
<b>Total for Entity</b>	<b>\$2,930</b>		<b>\$472</b>
<b>Murray Township (Murray)</b>			
Minnesota Association of Townships	322	10.4%	33
<b>Total for Entity</b>	<b>\$322</b>		<b>\$33</b>
<b>Nashville Township (Martin)</b>			
Minnesota Association of Townships	327	10.4%	34
<b>Total for Entity</b>	<b>\$327</b>		<b>\$34</b>
<b>Nashwauk Township (Itasca)</b>			
Minnesota Association of Townships	557	10.4%	58
Range Association of Municipalities and Schools	350	72.3%	253
<b>Total for Entity</b>	<b>\$907</b>		<b>\$311</b>
<b>Nebish Township (Beltrami)</b>			
Minnesota Association of Townships	431	10.4%	45
<b>Total for Entity</b>	<b>\$431</b>		<b>\$45</b>
<b>Nelson Park Township (Marshall)</b>			
Minnesota Association of Townships	308	10.4%	32
<b>Total for Entity</b>	<b>\$308</b>		<b>\$32</b>
<b>Nelson Township (Watonwan)</b>			
Minnesota Association of Townships	425	10.4%	44
<b>Total for Entity</b>	<b>\$425</b>		<b>\$44</b>

**Table 5**  
**2019 Lobbying Expenditures Paid With Association Dues**  
**Listed by Entity**

Name of Entity (County) Association Name	Total Local Government Dues	Proportion of Dues Used for Lobbying	Total Dues Used for Lobbying
<b>Nereson Township (Roseau)</b>			
Minnesota Association of Townships	287	10.4%	30
<b>Total for Entity</b>	<b>\$287</b>		<b>\$30</b>
<b>Nesbit Township (Polk)</b>			
Minnesota Association of Townships	300	10.4%	31
<b>Total for Entity</b>	<b>\$300</b>		<b>\$31</b>
<b>Ness Township (Saint Louis)</b>			
Minnesota Association of Townships	289	10.4%	30
<b>Total for Entity</b>	<b>\$289</b>		<b>\$30</b>
<b>Nessel Township (Chisago)</b>			
Minnesota Association of Townships	1,037	10.4%	108
<b>Total for Entity</b>	<b>\$1,037</b>		<b>\$108</b>
<b>Nevada Township (Mower)</b>			
Minnesota Association of Townships	450	10.4%	47
<b>Total for Entity</b>	<b>\$450</b>		<b>\$47</b>
<b>Nevis Township (Hubbard)</b>			
Minnesota Association of Townships	747	10.4%	78
<b>Total for Entity</b>	<b>\$747</b>		<b>\$78</b>
<b>New Auburn Township (Sibley)</b>			
Minnesota Association of Townships	464	10.4%	48
<b>Total for Entity</b>	<b>\$464</b>		<b>\$48</b>
<b>New Avon Township (Redwood)</b>			
Minnesota Association of Townships	324	10.4%	34
<b>Total for Entity</b>	<b>\$324</b>		<b>\$34</b>
<b>New Dosey Township (Pine)</b>			
Minnesota Association of Townships	293	10.4%	30
<b>Total for Entity</b>	<b>\$293</b>		<b>\$30</b>
<b>New Folden Township (Marshall)</b>			
Minnesota Association of Townships	346	10.4%	36
<b>Total for Entity</b>	<b>\$346</b>		<b>\$36</b>

**Table 5**  
**2019 Lobbying Expenditures Paid With Association Dues**  
**Listed by Entity**

Name of Entity (County) Association Name	Total Local Government Dues	Proportion of Dues Used for Lobbying	Total Dues Used for Lobbying
<b>New Hartford Township (Winona)</b>			
Minnesota Association of Townships	615	10.4%	64
<b>Total for Entity</b>	<b>\$615</b>		<b>\$64</b>
<b>New Haven Township (Olmsted)</b>			
Minnesota Association of Townships	802	10.4%	83
<b>Total for Entity</b>	<b>\$802</b>		<b>\$83</b>
<b>New Independence Township (Saint Louis)</b>			
Minnesota Association of Townships	433	10.4%	45
<b>Total for Entity</b>	<b>\$433</b>		<b>\$45</b>
<b>New London Township (Kandiyohi)</b>			
Minnesota Association of Townships	1,362	10.4%	142
<b>Total for Entity</b>	<b>\$1,362</b>		<b>\$142</b>
<b>New Maine Township (Marshall)</b>			
Minnesota Association of Townships	333	10.4%	35
<b>Total for Entity</b>	<b>\$333</b>		<b>\$35</b>
<b>New Market Township (Scott)</b>			
Minnesota Association of Townships	1,542	10.4%	160
<b>Total for Entity</b>	<b>\$1,542</b>		<b>\$160</b>
<b>New Prairie Township (Pope)</b>			
Minnesota Association of Townships	330	10.4%	34
<b>Total for Entity</b>	<b>\$330</b>		<b>\$34</b>
<b>New Richland Township (Waseca)</b>			
Minnesota Association of Townships	485	10.4%	50
<b>Total for Entity</b>	<b>\$485</b>		<b>\$50</b>
<b>New Solum Township (Marshall)</b>			
Minnesota Association of Townships	447	10.4%	46
<b>Total for Entity</b>	<b>\$447</b>		<b>\$46</b>
<b>New Sweden Township (Nicollet)</b>			
Minnesota Association of Townships	428	10.4%	45
<b>Total for Entity</b>	<b>\$428</b>		<b>\$45</b>

**Table 5**  
**2019 Lobbying Expenditures Paid With Association Dues**  
**Listed by Entity**

Name of Entity (County) Association Name	Total Local Government Dues	Proportion of Dues Used for Lobbying	Total Dues Used for Lobbying
<b>Newburg Township (Fillmore)</b>			
Minnesota Association of Townships	457	10.4%	48
<b>Total for Entity</b>	<b>\$457</b>		<b>\$48</b>
<b>Newry Township (Freeborn)</b>			
Minnesota Association of Townships	479	10.4%	50
<b>Total for Entity</b>	<b>\$479</b>		<b>\$50</b>
<b>Newton Township (Otter Tail)</b>			
Minnesota Association of Townships	590	10.4%	61
<b>Total for Entity</b>	<b>\$590</b>		<b>\$61</b>
<b>Nickerson Township (Pine)</b>			
Minnesota Association of Townships	322	10.4%	33
<b>Total for Entity</b>	<b>\$322</b>		<b>\$33</b>
<b>Nicollet County</b>			
Association of Minnesota Counties	19,485	13.5%	2,630
Highway 14 Partnership	2,500	88.3%	2,208
<b>Total for Entity</b>	<b>\$21,985</b>		<b>\$4,838</b>
<b>Nicollet Soil and Water Conservation District</b>			
Minnesota Association of Soil and Water Conservation Districts	3,837	16.1%	618
<b>Total for Entity</b>	<b>\$3,837</b>		<b>\$618</b>
<b>Nicollet Township (Nicollet)</b>			
Minnesota Association of Townships	505	10.4%	53
<b>Total for Entity</b>	<b>\$505</b>		<b>\$53</b>
<b>Nidaros Township (Otter Tail)</b>			
Minnesota Association of Townships	438	10.4%	46
<b>Total for Entity</b>	<b>\$438</b>		<b>\$46</b>
<b>Nilsen Township (Wilkin)</b>			
Minnesota Association of Townships	288	10.4%	30
<b>Total for Entity</b>	<b>\$288</b>		<b>\$30</b>

**Table 5**  
**2019 Lobbying Expenditures Paid With Association Dues**  
**Listed by Entity**

Name of Entity (County) Association Name	Total Local Government Dues	Proportion of Dues Used for Lobbying	Total Dues Used for Lobbying
<b>Nine Mile Creek Watershed District</b>			
League of Minnesota Cities	1,954	10.6%	207
Minnesota Association of Watershed Districts	7,500	37.6%	2,820
<b>Total for Entity</b>	<b>\$9,454</b>		<b>\$3,027</b>
<b>Nininger Township (Dakota)</b>			
Minnesota Association of Townships	625	10.4%	65
<b>Total for Entity</b>	<b>\$625</b>		<b>\$65</b>
<b>Nobles County</b>			
Association of Minnesota Counties	16,072	13.5%	2,170
Minnesota Rural Counties Caucus	2,200	41.0%	902
<b>Total for Entity</b>	<b>\$18,272</b>		<b>\$3,072</b>
<b>Nobles Soil and Water Conservation District</b>			
Minnesota Association of Soil and Water Conservation Districts	3,482	16.1%	561
<b>Total for Entity</b>	<b>\$3,482</b>		<b>\$561</b>
<b>Nokay Lake Township (Crow Wing)</b>			
Minnesota Association of Townships	614	10.4%	64
<b>Total for Entity</b>	<b>\$614</b>		<b>\$64</b>
<b>Nora Township (Clearwater)</b>			
Minnesota Association of Townships	481	10.4%	50
<b>Total for Entity</b>	<b>\$481</b>		<b>\$50</b>
<b>Nora Township (Pope)</b>			
Minnesota Association of Townships	332	10.4%	35
<b>Total for Entity</b>	<b>\$332</b>		<b>\$35</b>
<b>Norden Township (Pennington)</b>			
Minnesota Association of Townships	463	10.4%	48
<b>Total for Entity</b>	<b>\$463</b>		<b>\$48</b>
<b>Nordick Township (Wilkin)</b>			
Minnesota Association of Townships	298	10.4%	31
<b>Total for Entity</b>	<b>\$298</b>		<b>\$31</b>



**Table 5**  
**2019 Lobbying Expenditures Paid With Association Dues**  
**Listed by Entity**

Name of Entity (County) Association Name	Total Local Government Dues	Proportion of Dues Used for Lobbying	Total Dues Used for Lobbying
<b>Nordland Township (Aitkin)</b>			
Minnesota Association of Townships	653	10.4%	68
<b>Total for Entity</b>	<b>\$653</b>		<b>\$68</b>
<b>Nordland Township (Lyon)</b>			
Minnesota Association of Townships	339	10.4%	35
<b>Total for Entity</b>	<b>\$339</b>		<b>\$35</b>
<b>Nore Township (Itasca)</b>			
Minnesota Association of Townships	287	10.4%	30
<b>Total for Entity</b>	<b>\$287</b>		<b>\$30</b>
<b>Norfolk Township (Renville)</b>			
Minnesota Association of Townships	315	10.4%	33
<b>Total for Entity</b>	<b>\$315</b>		<b>\$33</b>
<b>Norman County</b>			
Association of Minnesota Counties	9,047	13.5%	1,221
Minnesota Rural Counties Caucus	2,200	41.0%	902
<b>Total for Entity</b>	<b>\$11,247</b>		<b>\$2,123</b>
<b>Norman County Soil and Water Conservation District</b>			
Minnesota Association of Soil and Water Conservation Districts	2,713	16.1%	437
<b>Total for Entity</b>	<b>\$2,713</b>		<b>\$437</b>
<b>Norman Township (Pine)</b>			
Minnesota Association of Townships	420	10.4%	44
<b>Total for Entity</b>	<b>\$420</b>		<b>\$44</b>
<b>Norman Township (Yellow Medicine)</b>			
Minnesota Association of Townships	348	10.4%	36
<b>Total for Entity</b>	<b>\$348</b>		<b>\$36</b>
<b>Normania Township (Yellow Medicine)</b>			
Minnesota Association of Townships	331	10.4%	34
<b>Total for Entity</b>	<b>\$331</b>		<b>\$34</b>
<b>Normanna Township (Saint Louis)</b>			
Minnesota Association of Townships	590	10.4%	61
<b>Total for Entity</b>	<b>\$590</b>		<b>\$61</b>

**Table 5**  
**2019 Lobbying Expenditures Paid With Association Dues**  
**Listed by Entity**

Name of Entity (County) Association Name	Total Local Government Dues	Proportion of Dues Used for Lobbying	Total Dues Used for Lobbying
<b>North Branch Township (Isanti)</b>			
Minnesota Association of Townships	1,001	10.4%	104
<b>Total for Entity</b>	<b>\$1,001</b>		<b>\$104</b>
<b>North Fork Crow River Watershed District</b>			
League of Minnesota Cities	1,954	10.6%	207
Minnesota Association of Watershed Districts	3,135	37.6%	1,179
<b>Total for Entity</b>	<b>\$5,089</b>		<b>\$1,386</b>
<b>North Fork Township (Stearns)</b>			
Minnesota Association of Townships	421	10.4%	44
<b>Total for Entity</b>	<b>\$421</b>		<b>\$44</b>
<b>North Germany Township (Wadena)</b>			
Minnesota Association of Townships	438	10.4%	46
<b>Total for Entity</b>	<b>\$438</b>		<b>\$46</b>
<b>North Hero Township (Redwood)</b>			
Minnesota Association of Townships	317	10.4%	33
<b>Total for Entity</b>	<b>\$317</b>		<b>\$33</b>
<b>North Koochiching Area Sanitary District</b>			
League of Minnesota Cities	1,954	10.6%	207
Minnesota Environmental Science and Economic Review Board	1,626	9.6%	156
<b>Total for Entity</b>	<b>\$3,580</b>		<b>\$363</b>
<b>North Ottawa Township (Grant)</b>			
Minnesota Association of Townships	285	10.4%	30
<b>Total for Entity</b>	<b>\$285</b>		<b>\$30</b>
<b>North Saint Louis Soil and Water Conservation District</b>			
Minnesota Association of Soil and Water Conservation Districts	3,303	16.1%	532
<b>Total for Entity</b>	<b>\$3,303</b>		<b>\$532</b>
<b>North Star Township (Brown)</b>			
Minnesota Association of Townships	423	10.4%	44
<b>Total for Entity</b>	<b>\$423</b>		<b>\$44</b>

**Table 5**  
**2019 Lobbying Expenditures Paid With Association Dues**  
**Listed by Entity**

Name of Entity (County) Association Name	Total Local Government Dues	Proportion of Dues Used for Lobbying	Total Dues Used for Lobbying
<b>North Star Township (Saint Louis)</b>			
Minnesota Association of Townships	328	10.4%	34
<b>Total for Entity</b>	<b>\$328</b>		<b>\$34</b>
<b>North Township (Pennington)</b>			
Minnesota Association of Townships	575	10.4%	60
<b>Total for Entity</b>	<b>\$575</b>		<b>\$60</b>
<b>Northeast Metro 916 Intermediate School District</b>			
Association of Metropolitan School Districts, Inc.	6,825	73.1%	4,989
Minnesota School Boards Association	6,286	21.5%	1,351
<b>Total for Entity</b>	<b>\$13,111</b>		<b>\$6,340</b>
<b>Northeast Service Cooperative</b>			
Minnesota Rural Education Association	600	45.1%	271
<b>Total for Entity</b>	<b>\$600</b>		<b>\$271</b>
<b>Northern Township (Beltrami)</b>			
Minnesota Association of Townships	1,720	10.4%	179
<b>Total for Entity</b>	<b>\$1,720</b>		<b>\$179</b>
<b>Northfield Township (Rice)</b>			
Minnesota Association of Townships	620	10.4%	64
<b>Total for Entity</b>	<b>\$620</b>		<b>\$64</b>
<b>Northland Learning Center - # 6076</b>			
Minnesota Rural Education Association	600	45.1%	271
Range Association of Municipalities and Schools	750	72.3%	542
<b>Total for Entity</b>	<b>\$1,350</b>		<b>\$813</b>
<b>Northland Township (Polk)</b>			
Minnesota Association of Townships	320	10.4%	33
<b>Total for Entity</b>	<b>\$320</b>		<b>\$33</b>
<b>Northland Township (Saint Louis)</b>			
Minnesota Association of Townships	324	10.4%	34
<b>Total for Entity</b>	<b>\$324</b>		<b>\$34</b>

**Table 5**  
**2019 Lobbying Expenditures Paid With Association Dues**  
**Listed by Entity**

Name of Entity (County) Association Name	Total Local Government Dues	Proportion of Dues Used for Lobbying	Total Dues Used for Lobbying
<b>Northwest Regional Development Commission 1</b>			
League of Minnesota Cities	1,954	10.6%	207
<b>Total for Entity</b>	<b>\$1,954</b>		<b>\$207</b>
<b>Northwest Regional Interdistrict Council - #382-52</b>			
Minnesota Rural Education Association	600	45.1%	271
<b>Total for Entity</b>	<b>\$600</b>		<b>\$271</b>
<b>Northwest Service Cooperative</b>			
Minnesota Rural Education Association	1,600	45.1%	722
<b>Total for Entity</b>	<b>\$1,600</b>		<b>\$722</b>
<b>Norton Township (Winona)</b>			
Minnesota Association of Townships	490	10.4%	51
<b>Total for Entity</b>	<b>\$490</b>		<b>\$51</b>
<b>Norway Lake Township (Kandiyohi)</b>			
Minnesota Association of Townships	426	10.4%	44
<b>Total for Entity</b>	<b>\$426</b>		<b>\$44</b>
<b>Norway Township (Fillmore)</b>			
Minnesota Association of Townships	445	10.4%	46
<b>Total for Entity</b>	<b>\$445</b>		<b>\$46</b>
<b>Norway Township (Kittson)</b>			
Minnesota Association of Townships	300	10.4%	31
<b>Total for Entity</b>	<b>\$300</b>		<b>\$31</b>
<b>Norwegian Grove Township (Otter Tail)</b>			
Minnesota Association of Townships	430	10.4%	45
<b>Total for Entity</b>	<b>\$430</b>		<b>\$45</b>
<b>Numedal Township (Pennington)</b>			
Minnesota Association of Townships	297	10.4%	31
<b>Total for Entity</b>	<b>\$297</b>		<b>\$31</b>
<b>Nunda Township (Freeborn)</b>			
Minnesota Association of Townships	434	10.4%	45
<b>Total for Entity</b>	<b>\$434</b>		<b>\$45</b>

**Table 5**  
**2019 Lobbying Expenditures Paid With Association Dues**  
**Listed by Entity**

Name of Entity (County) Association Name	Total Local Government Dues	Proportion of Dues Used for Lobbying	Total Dues Used for Lobbying
<b>Oak Lawn Township (Crow Wing)</b>			
Minnesota Association of Townships	988	10.4%	103
<b>Total for Entity</b>	<b>\$988</b>		<b>\$103</b>
<b>Oak Park Township (Marshall)</b>			
Minnesota Association of Townships	311	10.4%	32
<b>Total for Entity</b>	<b>\$311</b>		<b>\$32</b>
<b>Oak Township (Stearns)</b>			
Minnesota Association of Townships	542	10.4%	56
<b>Total for Entity</b>	<b>\$542</b>		<b>\$56</b>
<b>Oak Valley Township (Otter Tail)</b>			
Minnesota Association of Townships	451	10.4%	47
<b>Total for Entity</b>	<b>\$451</b>		<b>\$47</b>
<b>Oakland Township (Freeborn)</b>			
Minnesota Association of Townships	460	10.4%	48
<b>Total for Entity</b>	<b>\$460</b>		<b>\$48</b>
<b>Oakland Township (Mahnomen)</b>			
Minnesota Association of Townships	439	10.4%	46
<b>Total for Entity</b>	<b>\$439</b>		<b>\$46</b>
<b>Oakport Township (Clay)</b>			
Minnesota Association of Townships	486	10.4%	51
<b>Total for Entity</b>	<b>\$486</b>		<b>\$51</b>
<b>Oakwood Township (Wabasha)</b>			
Minnesota Association of Townships	468	10.4%	49
<b>Total for Entity</b>	<b>\$468</b>		<b>\$49</b>
<b>O'Brien Township (Beltrami)</b>			
Minnesota Association of Townships	289	10.4%	30
<b>Total for Entity</b>	<b>\$289</b>		<b>\$30</b>
<b>Odessa Township (Big Stone)</b>			
Minnesota Association of Townships	309	10.4%	32
<b>Total for Entity</b>	<b>\$309</b>		<b>\$32</b>

**Table 5**  
**2019 Lobbying Expenditures Paid With Association Dues**  
**Listed by Entity**

Name of Entity (County) Association Name	Total Local Government Dues	Proportion of Dues Used for Lobbying	Total Dues Used for Lobbying
<b>Odin Township (Watonwan)</b>			
Minnesota Association of Townships	318	10.4%	33
<b>Total for Entity</b>	<b>\$318</b>		<b>\$33</b>
<b>Ogema Township (Pine)</b>			
Minnesota Association of Townships	449	10.4%	47
<b>Total for Entity</b>	<b>\$449</b>		<b>\$47</b>
<b>Okabena-Ocheda Watershed District</b>			
Minnesota Association of Watershed Districts	2,109	37.6%	793
<b>Total for Entity</b>	<b>\$2,109</b>		<b>\$793</b>
<b>Olmsted County</b>			
Association of Minnesota Counties	44,825	13.5%	6,051
Greater Minnesota Parks and Trails	300	68.3%	205
Highway 14 Partnership	3,500	88.3%	3,090
Minnesota Inter-County Association	38,837	36.0%	13,981
<b>Total for Entity</b>	<b>\$87,462</b>		<b>\$23,327</b>
<b>Olmsted Soil and Water Conservation District</b>			
Minnesota Association of Soil and Water Conservation Districts	4,848	16.1%	781
<b>Total for Entity</b>	<b>\$4,848</b>		<b>\$781</b>
<b>Olney Township (Nobles)</b>			
Minnesota Association of Townships	330	10.4%	34
<b>Total for Entity</b>	<b>\$330</b>		<b>\$34</b>
<b>Omro Township (Yellow Medicine)</b>			
Minnesota Association of Townships	314	10.4%	33
<b>Total for Entity</b>	<b>\$314</b>		<b>\$33</b>
<b>Onamia Township (Mille Lacs)</b>			
Minnesota Association of Townships	516	10.4%	54
<b>Total for Entity</b>	<b>\$516</b>		<b>\$54</b>
<b>Onstad Township (Polk)</b>			
Minnesota Association of Townships	290	10.4%	30
<b>Total for Entity</b>	<b>\$290</b>		<b>\$30</b>

**Table 5**  
**2019 Lobbying Expenditures Paid With Association Dues**  
**Listed by Entity**

Name of Entity (County) Association Name	Total Local Government Dues	Proportion of Dues Used for Lobbying	Total Dues Used for Lobbying
<b>Orange Township (Douglas)</b>			
Minnesota Association of Townships	440	10.4%	46
<b>Total for Entity</b>	<b>\$440</b>		<b>\$46</b>
<b>Orion Township (Olmsted)</b>			
Minnesota Association of Townships	538	10.4%	56
<b>Total for Entity</b>	<b>\$538</b>		<b>\$56</b>
<b>Oronoco Township (Olmsted)</b>			
Minnesota Association of Townships	1,153	10.4%	120
<b>Total for Entity</b>	<b>\$1,153</b>		<b>\$120</b>
<b>Orrock Township (Sherburne)</b>			
Minnesota Association of Townships	1,584	10.4%	165
<b>Total for Entity</b>	<b>\$1,584</b>		<b>\$165</b>
<b>Orton Township (Wadena)</b>			
Minnesota Association of Townships	331	10.4%	34
<b>Total for Entity</b>	<b>\$331</b>		<b>\$34</b>
<b>Ortonville Township (Big Stone)</b>			
Minnesota Association of Townships	297	10.4%	31
<b>Total for Entity</b>	<b>\$297</b>		<b>\$31</b>
<b>Orwell Township (Otter Tail)</b>			
Minnesota Association of Townships	324	10.4%	34
<b>Total for Entity</b>	<b>\$324</b>		<b>\$34</b>
<b>Osage Township (Becker)</b>			
Minnesota Association of Townships	625	10.4%	65
<b>Total for Entity</b>	<b>\$625</b>		<b>\$65</b>
<b>Osakis Township (Douglas)</b>			
Minnesota Association of Townships	532	10.4%	55
<b>Total for Entity</b>	<b>\$532</b>		<b>\$55</b>
<b>Osborne Township (Pipestone)</b>			
Minnesota Association of Townships	423	10.4%	44
<b>Total for Entity</b>	<b>\$423</b>		<b>\$44</b>

**Table 5**  
**2019 Lobbying Expenditures Paid With Association Dues**  
**Listed by Entity**

Name of Entity (County) Association Name	Total Local Government Dues	Proportion of Dues Used for Lobbying	Total Dues Used for Lobbying
<b>Oscar Township (Otter Tail)</b>			
Minnesota Association of Townships	337	10.4%	35
<b>Total for Entity</b>	<b>\$337</b>		<b>\$35</b>
<b>Osceola Township (Renville)</b>			
Minnesota Association of Townships	312	10.4%	32
<b>Total for Entity</b>	<b>\$312</b>		<b>\$32</b>
<b>Oshawa Township (Nicollet)</b>			
Minnesota Association of Townships	502	10.4%	52
<b>Total for Entity</b>	<b>\$502</b>		<b>\$52</b>
<b>Oshkosh Township (Yellow Medicine)</b>			
Minnesota Association of Townships	332	10.4%	35
<b>Total for Entity</b>	<b>\$332</b>		<b>\$35</b>
<b>Oteneagen Township (Itasca)</b>			
Minnesota Association of Townships	444	10.4%	46
<b>Total for Entity</b>	<b>\$444</b>		<b>\$46</b>
<b>Otisco Township (Waseca)</b>			
Minnesota Association of Townships	528	10.4%	55
<b>Total for Entity</b>	<b>\$528</b>		<b>\$55</b>
<b>Otrey Township (Big Stone)</b>			
Minnesota Association of Townships	294	10.4%	31
<b>Total for Entity</b>	<b>\$294</b>		<b>\$31</b>
<b>Ottawa Township (Le Sueur)</b>			
Minnesota Association of Townships	426	10.4%	44
<b>Total for Entity</b>	<b>\$426</b>		<b>\$44</b>
<b>Otter Tail County</b>			
Association of Minnesota Counties	28,443	13.5%	3,840
Greater Minnesota Parks and Trails	450	68.3%	307
Minnesota Inter-County Association	16,100	36.0%	5,796
<b>Total for Entity</b>	<b>\$44,993</b>		<b>\$9,943</b>



**Table 5**  
**2019 Lobbying Expenditures Paid With Association Dues**  
**Listed by Entity**

Name of Entity (County) Association Name	Total Local Government Dues	Proportion of Dues Used for Lobbying	Total Dues Used for Lobbying
<b>Otter Tail East Soil and Water Conservation District</b>			
Minnesota Association of Soil and Water Conservation Districts	3,264	16.1%	526
<b>Total for Entity</b>	<b>\$3,264</b>		<b>\$526</b>
<b>Otter Tail Peninsula Township (Cass)</b>			
Minnesota Association of Townships	289	10.4%	30
<b>Total for Entity</b>	<b>\$289</b>		<b>\$30</b>
<b>Otter Tail Township (Otter Tail)</b>			
Minnesota Association of Townships	505	10.4%	53
<b>Total for Entity</b>	<b>\$505</b>		<b>\$53</b>
<b>Otto Township (Otter Tail)</b>			
Minnesota Association of Townships	521	10.4%	54
<b>Total for Entity</b>	<b>\$521</b>		<b>\$54</b>
<b>Owatonna Township (Steele)</b>			
Minnesota Association of Townships	523	10.4%	54
<b>Total for Entity</b>	<b>\$523</b>		<b>\$54</b>
<b>Owens Township (Saint Louis)</b>			
Minnesota Association of Townships	423	10.4%	44
<b>Total for Entity</b>	<b>\$423</b>		<b>\$44</b>
<b>Oxford Township (Isanti)</b>			
Minnesota Association of Townships	641	10.4%	67
<b>Total for Entity</b>	<b>\$641</b>		<b>\$67</b>
<b>Paddock Township (Otter Tail)</b>			
Minnesota Association of Townships	447	10.4%	46
<b>Total for Entity</b>	<b>\$447</b>		<b>\$46</b>
<b>Page Township (Mille Lacs)</b>			
Minnesota Association of Townships	575	10.4%	60
<b>Total for Entity</b>	<b>\$575</b>		<b>\$60</b>
<b>Palmer Township (Sherburne)</b>			
Minnesota Association of Townships	1,198	10.4%	125
<b>Total for Entity</b>	<b>\$1,198</b>		<b>\$125</b>

**Table 5**  
**2019 Lobbying Expenditures Paid With Association Dues**  
**Listed by Entity**

Name of Entity (County) Association Name	Total Local Government Dues	Proportion of Dues Used for Lobbying	Total Dues Used for Lobbying
<b>Palmville Township (Roseau)</b>			
Minnesota Association of Townships	282	10.4%	29
<b>Total for Entity</b>	<b>\$282</b>		<b>\$29</b>
<b>Palmyra Township (Renville)</b>			
Minnesota Association of Townships	323	10.4%	34
<b>Total for Entity</b>	<b>\$323</b>		<b>\$34</b>
<b>Park Township (Pine)</b>			
Minnesota Association of Townships	280	10.4%	29
<b>Total for Entity</b>	<b>\$280</b>		<b>\$29</b>
<b>Parke Township (Clay)</b>			
Minnesota Association of Townships	499	10.4%	52
<b>Total for Entity</b>	<b>\$499</b>		<b>\$52</b>
<b>Parker Township (Marshall)</b>			
Minnesota Association of Townships	281	10.4%	29
<b>Total for Entity</b>	<b>\$281</b>		<b>\$29</b>
<b>Parker Township (Morrison)</b>			
Minnesota Association of Townships	482	10.4%	50
<b>Total for Entity</b>	<b>\$482</b>		<b>\$50</b>
<b>Parkers Prairie Township (Otter Tail)</b>			
Minnesota Association of Townships	454	10.4%	47
<b>Total for Entity</b>	<b>\$454</b>		<b>\$47</b>
<b>Parnell Township (Polk)</b>			
Minnesota Association of Townships	288	10.4%	30
<b>Total for Entity</b>	<b>\$288</b>		<b>\$30</b>
<b>Parnell Township (Traverse)</b>			
Minnesota Association of Townships	287	10.4%	30
<b>Total for Entity</b>	<b>\$287</b>		<b>\$30</b>
<b>Partridge Township (Pine)</b>			
Minnesota Association of Townships	540	10.4%	56
<b>Total for Entity</b>	<b>\$540</b>		<b>\$56</b>

**Table 5**  
**2019 Lobbying Expenditures Paid With Association Dues**  
**Listed by Entity**

Name of Entity (County) Association Name	Total Local Government Dues	Proportion of Dues Used for Lobbying	Total Dues Used for Lobbying
<b>Paxton Township (Redwood)</b>			
Minnesota Association of Townships	510	10.4%	53
<b>Total for Entity</b>	<b>\$510</b>		<b>\$53</b>
<b>Paynesville Township (Stearns)</b>			
Minnesota Association of Townships	881	10.4%	92
<b>Total for Entity</b>	<b>\$881</b>		<b>\$92</b>
<b>Peace Township (Kanabec)</b>			
Minnesota Association of Townships	631	10.4%	66
<b>Total for Entity</b>	<b>\$631</b>		<b>\$66</b>
<b>Pelan Township (Kittson)</b>			
Minnesota Association of Townships	283	10.4%	29
<b>Total for Entity</b>	<b>\$283</b>		<b>\$29</b>
<b>Pelican Lake Township (Grant)</b>			
Minnesota Association of Townships	479	10.4%	50
<b>Total for Entity</b>	<b>\$479</b>		<b>\$50</b>
<b>Pelican River Watershed District</b>			
League of Minnesota Cities	1,954	10.6%	207
Minnesota Association of Watershed Districts	4,774	37.6%	1,795
<b>Total for Entity</b>	<b>\$6,728</b>		<b>\$2,002</b>
<b>Pelican Township (Crow Wing)</b>			
Minnesota Association of Townships	484	10.4%	50
<b>Total for Entity</b>	<b>\$484</b>		<b>\$50</b>
<b>Pelican Township (Otter Tail)</b>			
Minnesota Association of Townships	539	10.4%	56
<b>Total for Entity</b>	<b>\$539</b>		<b>\$56</b>
<b>Pembina Township (Mahnommen)</b>			
Minnesota Association of Townships	574	10.4%	60
<b>Total for Entity</b>	<b>\$574</b>		<b>\$60</b>
<b>Penn Township (McLeod)</b>			
Minnesota Association of Townships	440	10.4%	46
<b>Total for Entity</b>	<b>\$440</b>		<b>\$46</b>

**Table 5**  
**2019 Lobbying Expenditures Paid With Association Dues**  
**Listed by Entity**

Name of Entity (County) Association Name	Total Local Government Dues	Proportion of Dues Used for Lobbying	Total Dues Used for Lobbying
<b>Pennington County</b>			
Association of Minnesota Counties	10,320	13.5%	1,393
Minnesota Rural Counties Caucus	2,300	41.0%	943
<b>Total for Entity</b>	<b>\$12,620</b>		<b>\$2,336</b>
<b>Pennington Soil and Water Conservation District</b>			
Minnesota Association of Soil and Water Conservation Districts	2,850	16.1%	459
<b>Total for Entity</b>	<b>\$2,850</b>		<b>\$459</b>
<b>Pepin Township (Wabasha)</b>			
Minnesota Association of Townships	459	10.4%	48
<b>Total for Entity</b>	<b>\$459</b>		<b>\$48</b>
<b>Pepperton Township (Stevens)</b>			
Minnesota Association of Townships	306	10.4%	32
<b>Total for Entity</b>	<b>\$306</b>		<b>\$32</b>
<b>Pequaywan Township (Saint Louis)</b>			
Minnesota Association of Townships	308	10.4%	32
<b>Total for Entity</b>	<b>\$308</b>		<b>\$32</b>
<b>Perch Lake Township (Carlton)</b>			
Minnesota Association of Townships	739	10.4%	77
<b>Total for Entity</b>	<b>\$739</b>		<b>\$77</b>
<b>Percy Township (Kittson)</b>			
Minnesota Association of Townships	277	10.4%	29
<b>Total for Entity</b>	<b>\$277</b>		<b>\$29</b>
<b>Perham Township (Otter Tail)</b>			
Minnesota Association of Townships	615	10.4%	64
<b>Total for Entity</b>	<b>\$615</b>		<b>\$64</b>
<b>Perry Lake Township (Crow Wing)</b>			
Minnesota Association of Townships	447	10.4%	46
<b>Total for Entity</b>	<b>\$447</b>		<b>\$46</b>
<b>Perry Township (Lac qui Parle)</b>			
Minnesota Association of Townships	298	10.4%	31
<b>Total for Entity</b>	<b>\$298</b>		<b>\$31</b>

**Table 5**  
**2019 Lobbying Expenditures Paid With Association Dues**  
**Listed by Entity**

Name of Entity (County) Association Name	Total Local Government Dues	Proportion of Dues Used for Lobbying	Total Dues Used for Lobbying
<b>Petersburg Township (Jackson)</b>			
Minnesota Association of Townships	341	10.4%	35
<b>Total for Entity</b>	<b>\$341</b>		<b>\$35</b>
<b>Pickerel Lake Township (Freeborn)</b>			
Minnesota Association of Townships	548	10.4%	57
<b>Total for Entity</b>	<b>\$548</b>		<b>\$57</b>
<b>Pierz Township (Morrison)</b>			
Minnesota Association of Townships	517	10.4%	54
<b>Total for Entity</b>	<b>\$517</b>		<b>\$54</b>
<b>Pike Bay Township (Cass)</b>			
Minnesota Association of Townships	929	10.4%	97
<b>Total for Entity</b>	<b>\$929</b>		<b>\$97</b>
<b>Pike Creek Township (Morrison)</b>			
Minnesota Association of Townships	644	10.4%	67
<b>Total for Entity</b>	<b>\$644</b>		<b>\$67</b>
<b>Pike Township (Saint Louis)</b>			
Minnesota Association of Townships	467	10.4%	49
<b>Total for Entity</b>	<b>\$467</b>		<b>\$49</b>
<b>Pillsbury Township (Swift)</b>			
Minnesota Association of Townships	348	10.4%	36
<b>Total for Entity</b>	<b>\$348</b>		<b>\$36</b>
<b>Pilot Grove Township (Faribault)</b>			
Minnesota Association of Townships	315	10.4%	33
<b>Total for Entity</b>	<b>\$315</b>		<b>\$33</b>
<b>Pilot Mound Township (Fillmore)</b>			
Minnesota Association of Townships	454	10.4%	47
<b>Total for Entity</b>	<b>\$454</b>		<b>\$47</b>
<b>Pine City Township (Pine)</b>			
Minnesota Association of Townships	846	10.4%	88
<b>Total for Entity</b>	<b>\$846</b>		<b>\$88</b>

**Table 5**  
**2019 Lobbying Expenditures Paid With Association Dues**  
**Listed by Entity**

Name of Entity (County) Association Name	Total Local Government Dues	Proportion of Dues Used for Lobbying	Total Dues Used for Lobbying
<b>Pine County</b>			
Arrowhead Counties Association	2,750	85.0%	2,338
Association of Minnesota Counties	17,272	13.5%	2,332
Minnesota Rural Counties Caucus	2,300	41.0%	943
<b>Total for Entity</b>	<b>\$22,322</b>		<b>\$5,613</b>
<b>Pine Island Township (Goodhue)</b>			
Minnesota Association of Townships	515	10.4%	54
<b>Total for Entity</b>	<b>\$515</b>		<b>\$54</b>
<b>Pine Lake Township (Cass)</b>			
Minnesota Association of Townships	339	10.4%	35
<b>Total for Entity</b>	<b>\$339</b>		<b>\$35</b>
<b>Pine Lake Township (Clearwater)</b>			
Minnesota Association of Townships	480	10.4%	50
<b>Total for Entity</b>	<b>\$480</b>		<b>\$50</b>
<b>Pine Lake Township (Otter Tail)</b>			
Minnesota Association of Townships	555	10.4%	58
<b>Total for Entity</b>	<b>\$555</b>		<b>\$58</b>
<b>Pine Lake Township (Pine)</b>			
Minnesota Association of Townships	523	10.4%	54
<b>Total for Entity</b>	<b>\$523</b>		<b>\$54</b>
<b>Pine Point Township (Becker)</b>			
Minnesota Association of Townships	469	10.4%	49
<b>Total for Entity</b>	<b>\$469</b>		<b>\$49</b>
<b>Pine River Township (Cass)</b>			
Minnesota Association of Townships	780	10.4%	81
<b>Total for Entity</b>	<b>\$780</b>		<b>\$81</b>
<b>Pine Soil and Water Conservation District</b>			
Minnesota Association of Soil and Water Conservation Districts	3,598	16.1%	579
<b>Total for Entity</b>	<b>\$3,598</b>		<b>\$579</b>

**Table 5**  
**2019 Lobbying Expenditures Paid With Association Dues**  
**Listed by Entity**

Name of Entity (County) Association Name	Total Local Government Dues	Proportion of Dues Used for Lobbying	Total Dues Used for Lobbying
<b>Pipestone County</b>			
Association of Minnesota Counties	9,826	13.5%	1,327
Minnesota Rural Counties Caucus	2,200	41.0%	902
<b>Total for Entity</b>	<b>\$12,026</b>		<b>\$2,229</b>
<b>Plainview Township (Wabasha)</b>			
Minnesota Association of Townships	484	10.4%	50
<b>Total for Entity</b>	<b>\$484</b>		<b>\$50</b>
<b>Plainview-Elgin Sanitary District</b>			
League of Minnesota Cities	1,954	10.6%	207
<b>Total for Entity</b>	<b>\$1,954</b>		<b>\$207</b>
<b>Platte Lake Township (Crow Wing)</b>			
Minnesota Association of Townships	476	10.4%	50
<b>Total for Entity</b>	<b>\$476</b>		<b>\$50</b>
<b>Platte Township (Morrison)</b>			
Minnesota Association of Townships	454	10.4%	47
<b>Total for Entity</b>	<b>\$454</b>		<b>\$47</b>
<b>Pleasant Grove Township (Olmsted)</b>			
Minnesota Association of Townships	608	10.4%	63
<b>Total for Entity</b>	<b>\$608</b>		<b>\$63</b>
<b>Pleasant Hill Township (Winona)</b>			
Minnesota Association of Townships	509	10.4%	53
<b>Total for Entity</b>	<b>\$509</b>		<b>\$53</b>
<b>Pleasant Mound Township (Blue Earth)</b>			
Minnesota Association of Townships	333	10.4%	35
<b>Total for Entity</b>	<b>\$333</b>		<b>\$35</b>
<b>Pleasant Prairie Township (Martin)</b>			
Minnesota Association of Townships	338	10.4%	35
<b>Total for Entity</b>	<b>\$338</b>		<b>\$35</b>
<b>Pleasant Valley Township (Mower)</b>			
Minnesota Association of Townships	437	10.4%	45
<b>Total for Entity</b>	<b>\$437</b>		<b>\$45</b>

**Table 5**  
**2019 Lobbying Expenditures Paid With Association Dues**  
**Listed by Entity**

Name of Entity (County) Association Name	Total Local Government Dues	Proportion of Dues Used for Lobbying	Total Dues Used for Lobbying
<b>Pleasant View Township (Norman)</b>			
Minnesota Association of Townships	304	10.4%	32
<b>Total for Entity</b>	<b>\$304</b>		<b>\$32</b>
<b>Pliny Township (Aitkin)</b>			
Minnesota Association of Townships	299	10.4%	31
<b>Total for Entity</b>	<b>\$299</b>		<b>\$31</b>
<b>Pohlitz Township (Roseau)</b>			
Minnesota Association of Townships	281	10.4%	29
<b>Total for Entity</b>	<b>\$281</b>		<b>\$29</b>
<b>Pokegama Township (Pine)</b>			
Minnesota Association of Townships	1,269	10.4%	132
<b>Total for Entity</b>	<b>\$1,269</b>		<b>\$132</b>
<b>Polk Centre Township (Pennington)</b>			
Minnesota Association of Townships	295	10.4%	31
<b>Total for Entity</b>	<b>\$295</b>		<b>\$31</b>
<b>Polk County</b>			
Association of Minnesota Counties	19,584	13.5%	2,644
Minnesota Rural Counties Caucus	2,700	41.0%	1,107
<b>Total for Entity</b>	<b>\$22,284</b>		<b>\$3,751</b>
<b>Polonia Township (Roseau)</b>			
Minnesota Association of Townships	281	10.4%	29
<b>Total for Entity</b>	<b>\$281</b>		<b>\$29</b>
<b>Pomme de Terre Township (Grant)</b>			
Minnesota Association of Townships	312	10.4%	32
<b>Total for Entity</b>	<b>\$312</b>		<b>\$32</b>
<b>Pomroy Township (Itasca)</b>			
Minnesota Association of Townships	285	10.4%	30
<b>Total for Entity</b>	<b>\$285</b>		<b>\$30</b>
<b>Pomroy Township (Kanabec)</b>			
Minnesota Association of Townships	475	10.4%	49
<b>Total for Entity</b>	<b>\$475</b>		<b>\$49</b>



**Table 5**  
**2019 Lobbying Expenditures Paid With Association Dues**  
**Listed by Entity**

Name of Entity (County) Association Name	Total Local Government Dues	Proportion of Dues Used for Lobbying	Total Dues Used for Lobbying
<b>Ponto Lake Township (Cass)</b>			
Minnesota Association of Townships	497	10.4%	52
<b>Total for Entity</b>	<b>\$497</b>		<b>\$52</b>
<b>Pope County</b>			
Association of Minnesota Counties	10,337	13.5%	1,395
Minnesota Rural Counties Caucus	2,300	41.0%	943
<b>Total for Entity</b>	<b>\$12,637</b>		<b>\$2,338</b>
<b>Pope Soil and Water Conservation District</b>			
Minnesota Association of Soil and Water Conservation Districts	2,862	16.1%	461
<b>Total for Entity</b>	<b>\$2,862</b>		<b>\$461</b>
<b>Poplar Grove Township (Roseau)</b>			
Minnesota Association of Townships	297	10.4%	31
<b>Total for Entity</b>	<b>\$297</b>		<b>\$31</b>
<b>Poplar River Township (Red Lake)</b>			
Minnesota Association of Townships	301	10.4%	31
<b>Total for Entity</b>	<b>\$301</b>		<b>\$31</b>
<b>Poplar Township (Cass)</b>			
Minnesota Association of Townships	327	10.4%	34
<b>Total for Entity</b>	<b>\$327</b>		<b>\$34</b>
<b>Popples Grove Township (Mahnommen)</b>			
Minnesota Association of Townships	315	10.4%	33
<b>Total for Entity</b>	<b>\$315</b>		<b>\$33</b>
<b>Popples Township (Clearwater)</b>			
Minnesota Association of Townships	513	10.4%	53
<b>Total for Entity</b>	<b>\$513</b>		<b>\$53</b>
<b>Poppleton Township (Kittson)</b>			
Minnesota Association of Townships	305	10.4%	32
<b>Total for Entity</b>	<b>\$305</b>		<b>\$32</b>
<b>Port Hope Township (Beltrami)</b>			
Minnesota Association of Townships	549	10.4%	57
<b>Total for Entity</b>	<b>\$549</b>		<b>\$57</b>

**Table 5**  
**2019 Lobbying Expenditures Paid With Association Dues**  
**Listed by Entity**

Name of Entity (County) Association Name	Total Local Government Dues	Proportion of Dues Used for Lobbying	Total Dues Used for Lobbying
<b>Portage Township (Saint Louis)</b>			
Minnesota Association of Townships	320	10.4%	33
<b>Total for Entity</b>	<b>\$320</b>		<b>\$33</b>
<b>Posen Township (Yellow Medicine)</b>			
Minnesota Association of Townships	338	10.4%	35
<b>Total for Entity</b>	<b>\$338</b>		<b>\$35</b>
<b>Powers Township (Cass)</b>			
Minnesota Association of Townships	569	10.4%	59
<b>Total for Entity</b>	<b>\$569</b>		<b>\$59</b>
<b>Prairie Lake Township (Saint Louis)</b>			
Minnesota Association of Townships	286	10.4%	30
<b>Total for Entity</b>	<b>\$286</b>		<b>\$30</b>
<b>Prairie View Township (Wilkin)</b>			
Minnesota Association of Townships	330	10.4%	34
<b>Total for Entity</b>	<b>\$330</b>		<b>\$34</b>
<b>Prairieville Township (Brown)</b>			
Minnesota Association of Townships	342	10.4%	36
<b>Total for Entity</b>	<b>\$342</b>		<b>\$36</b>
<b>Preble Township (Fillmore)</b>			
Minnesota Association of Townships	334	10.4%	35
<b>Total for Entity</b>	<b>\$334</b>		<b>\$35</b>
<b>Prescott Township (Faribault)</b>			
Minnesota Association of Townships	320	10.4%	33
<b>Total for Entity</b>	<b>\$320</b>		<b>\$33</b>
<b>Preston Lake Township (Renville)</b>			
Minnesota Association of Townships	426	10.4%	44
<b>Total for Entity</b>	<b>\$426</b>		<b>\$44</b>
<b>Preston Township (Fillmore)</b>			
Minnesota Association of Townships	457	10.4%	48
<b>Total for Entity</b>	<b>\$457</b>		<b>\$48</b>

**Table 5**  
**2019 Lobbying Expenditures Paid With Association Dues**  
**Listed by Entity**

Name of Entity (County) Association Name	Total Local Government Dues	Proportion of Dues Used for Lobbying	Total Dues Used for Lobbying
<b>Princeton Township (Mille Lacs)</b>			
Minnesota Association of Townships	1,127	10.4%	117
<b>Total for Entity</b>	<b>\$1,127</b>		<b>\$117</b>
<b>Prior Lake-Spring Lake Watershed District</b>			
League of Minnesota Cities	1,954	10.6%	207
Minnesota Association of Watershed Districts	7,500	37.6%	2,820
<b>Total for Entity</b>	<b>\$9,454</b>		<b>\$3,027</b>
<b>Prior Township (Big Stone)</b>			
Minnesota Association of Townships	349	10.4%	36
<b>Total for Entity</b>	<b>\$349</b>		<b>\$36</b>
<b>Providence Township (Lac qui Parle)</b>			
Minnesota Association of Townships	321	10.4%	33
<b>Total for Entity</b>	<b>\$321</b>		<b>\$33</b>
<b>Pulaski Township (Morrison)</b>			
Minnesota Association of Townships	429	10.4%	45
<b>Total for Entity</b>	<b>\$429</b>		<b>\$45</b>
<b>Queen Township (Polk)</b>			
Minnesota Association of Townships	338	10.4%	35
<b>Total for Entity</b>	<b>\$338</b>		<b>\$35</b>
<b>Quincy Township (Olmsted)</b>			
Minnesota Association of Townships	452	10.4%	47
<b>Total for Entity</b>	<b>\$452</b>		<b>\$47</b>
<b>Quiring Township (Beltrami)</b>			
Minnesota Association of Townships	297	10.4%	31
<b>Total for Entity</b>	<b>\$297</b>		<b>\$31</b>
<b>Rabbit Lake Township (Crow Wing)</b>			
Minnesota Association of Townships	448	10.4%	47
<b>Total for Entity</b>	<b>\$448</b>		<b>\$47</b>
<b>Racine Township (Mower)</b>			
Minnesota Association of Townships	485	10.4%	50
<b>Total for Entity</b>	<b>\$485</b>		<b>\$50</b>

**Table 5**  
**2019 Lobbying Expenditures Paid With Association Dues**  
**Listed by Entity**

Name of Entity (County) Association Name	Total Local Government Dues	Proportion of Dues Used for Lobbying	Total Dues Used for Lobbying
<b>Ramsey County</b>			
Association of Minnesota Counties	79,812	13.5%	10,775
<b>Total for Entity</b>	<b>\$79,812</b>		<b>\$10,775</b>
<b>Ramsey Soil and Water Conservation District</b>			
Minnesota Association of Soil and Water Conservation Districts	4,848	16.1%	781
<b>Total for Entity</b>	<b>\$4,848</b>		<b>\$781</b>
<b>Ramsey-Washington Metro Watershed District</b>			
League of Minnesota Cities	1,954	10.6%	207
Minnesota Association of Watershed Districts	7,500	37.6%	2,820
<b>Total for Entity</b>	<b>\$9,454</b>		<b>\$3,027</b>
<b>Randolph Township (Dakota)</b>			
Minnesota Association of Townships	567	10.4%	59
<b>Total for Entity</b>	<b>\$567</b>		<b>\$59</b>
<b>Ransom Township (Nobles)</b>			
Minnesota Association of Townships	340	10.4%	35
<b>Total for Entity</b>	<b>\$340</b>		<b>\$35</b>
<b>Rapidan Township (Blue Earth)</b>			
Minnesota Association of Townships	752	10.4%	78
<b>Total for Entity</b>	<b>\$752</b>		<b>\$78</b>
<b>Ravenna Township (Dakota)</b>			
Minnesota Association of Townships	1,169	10.4%	122
<b>Total for Entity</b>	<b>\$1,169</b>		<b>\$122</b>
<b>Raymond Township (Stearns)</b>			
Minnesota Association of Townships	420	10.4%	44
<b>Total for Entity</b>	<b>\$420</b>		<b>\$44</b>
<b>Red Eye Township (Wadena)</b>			
Minnesota Association of Townships	494	10.4%	51
<b>Total for Entity</b>	<b>\$494</b>		<b>\$51</b>

**Table 5**  
**2019 Lobbying Expenditures Paid With Association Dues**  
**Listed by Entity**

Name of Entity (County) Association Name	Total Local Government Dues	Proportion of Dues Used for Lobbying	Total Dues Used for Lobbying
<b>Red Lake County</b>			
Association of Minnesota Counties	5,589	13.5%	755
Minnesota Rural Counties Caucus	2,200	41.0%	902
<b>Total for Entity</b>	<b>\$7,789</b>		<b>\$1,657</b>
<b>Red Lake Falls Township (Red Lake)</b>			
Minnesota Association of Townships	332	10.4%	35
<b>Total for Entity</b>	<b>\$332</b>		<b>\$35</b>
<b>Red Lake Soil and Water Conservation District</b>			
Minnesota Association of Soil and Water Conservation Districts	2,351	16.1%	379
<b>Total for Entity</b>	<b>\$2,351</b>		<b>\$379</b>
<b>Red Lake Watershed District</b>			
League of Minnesota Cities	1,954	10.6%	207
Minnesota Association of Watershed Districts	7,500	37.6%	2,820
<b>Total for Entity</b>	<b>\$9,454</b>		<b>\$3,027</b>
<b>Red Rock Township (Mower)</b>			
Minnesota Association of Townships	574	10.4%	60
<b>Total for Entity</b>	<b>\$574</b>		<b>\$60</b>
<b>Red Wing Port Authority</b>			
Minnesota Ports Association	4,650	100.0%	4,650
<b>Total for Entity</b>	<b>\$4,650</b>		<b>\$4,650</b>
<b>Redpath Township (Traverse)</b>			
Minnesota Association of Townships	285	10.4%	30
<b>Total for Entity</b>	<b>\$285</b>		<b>\$30</b>
<b>Redwood County</b>			
Association of Minnesota Counties	14,294	13.5%	1,930
Greater Minnesota Parks and Trails	225	68.3%	154
Minnesota Rural Counties Caucus	2,300	41.0%	943
<b>Total for Entity</b>	<b>\$16,819</b>		<b>\$3,027</b>
<b>Redwood Falls Township (Redwood)</b>			
Minnesota Association of Townships	315	10.4%	33
<b>Total for Entity</b>	<b>\$315</b>		<b>\$33</b>

**Table 5**  
**2019 Lobbying Expenditures Paid With Association Dues**  
**Listed by Entity**

Name of Entity (County) Association Name	Total Local Government Dues	Proportion of Dues Used for Lobbying	Total Dues Used for Lobbying
<b>Redwood Soil and Water Conservation District</b>			
Minnesota Association of Soil and Water Conservation Districts	3,294	16.1%	530
<b>Total for Entity</b>	<b>\$3,294</b>		<b>\$530</b>
<b>Region Nine Development Commission</b>			
Greater Minnesota Partnership	1,000	60.9%	609
League of Minnesota Cities	1,954	10.6%	207
<b>Total for Entity</b>	<b>\$2,954</b>		<b>\$816</b>
<b>Reine Township (Roseau)</b>			
Minnesota Association of Townships	299	10.4%	31
<b>Total for Entity</b>	<b>\$299</b>		<b>\$31</b>
<b>Reiner Township (Pennington)</b>			
Minnesota Association of Townships	295	10.4%	31
<b>Total for Entity</b>	<b>\$295</b>		<b>\$31</b>
<b>Reis Township (Polk)</b>			
Minnesota Association of Townships	294	10.4%	31
<b>Total for Entity</b>	<b>\$294</b>		<b>\$31</b>
<b>Remer Township (Cass)</b>			
Minnesota Association of Townships	331	10.4%	34
<b>Total for Entity</b>	<b>\$331</b>		<b>\$34</b>
<b>Rendsville Township (Stevens)</b>			
Minnesota Association of Townships	318	10.4%	33
<b>Total for Entity</b>	<b>\$318</b>		<b>\$33</b>
<b>Reno Township (Pope)</b>			
Minnesota Association of Townships	472	10.4%	49
<b>Total for Entity</b>	<b>\$472</b>		<b>\$49</b>
<b>Renville County</b>			
Association of Minnesota Counties	14,927	13.5%	2,015
Greater Minnesota Parks and Trails	225	68.3%	154
<b>Total for Entity</b>	<b>\$15,152</b>		<b>\$2,169</b>

**Table 5**  
**2019 Lobbying Expenditures Paid With Association Dues**  
**Listed by Entity**

Name of Entity (County) Association Name	Total Local Government Dues	Proportion of Dues Used for Lobbying	Total Dues Used for Lobbying
<b>Renville Soil and Water Conservation District</b>			
Minnesota Association of Soil and Water Conservation Districts	3,368	16.1%	542
<b>Total for Entity</b>	<b>\$3,368</b>		<b>\$542</b>
<b>Resource Training and Solutions</b>			
Minnesota Rural Education Association	1,600	45.1%	722
Schools for Equity in Education	741	81.6%	605
<b>Total for Entity</b>	<b>\$2,341</b>		<b>\$1,327</b>
<b>Reynolds Township (Todd)</b>			
Minnesota Association of Townships	545	10.4%	57
<b>Total for Entity</b>	<b>\$545</b>		<b>\$57</b>
<b>Rheiderland Township (Chippewa)</b>			
Minnesota Association of Townships	346	10.4%	36
<b>Total for Entity</b>	<b>\$346</b>		<b>\$36</b>
<b>Rhinehart Township (Polk)</b>			
Minnesota Association of Townships	316	10.4%	33
<b>Total for Entity</b>	<b>\$316</b>		<b>\$33</b>
<b>Rice County</b>			
Association of Minnesota Counties	28,219	13.5%	3,810
Minnesota Inter-County Association	17,879	36.0%	6,436
<b>Total for Entity</b>	<b>\$46,098</b>		<b>\$10,246</b>
<b>Rice Creek Watershed District</b>			
League of Minnesota Cities	1,954	10.6%	207
Minnesota Association of Watershed Districts	7,500	37.6%	2,820
<b>Total for Entity</b>	<b>\$9,454</b>		<b>\$3,027</b>
<b>Rice River Township (Aitkin)</b>			
Minnesota Association of Townships	314	10.4%	33
<b>Total for Entity</b>	<b>\$314</b>		<b>\$33</b>
<b>Rice Soil and Water Conservation District</b>			
Minnesota Association of Soil and Water Conservation Districts	4,740	16.1%	763
<b>Total for Entity</b>	<b>\$4,740</b>		<b>\$763</b>

**Table 5**  
**2019 Lobbying Expenditures Paid With Association Dues**  
**Listed by Entity**

Name of Entity (County) Association Name	Total Local Government Dues	Proportion of Dues Used for Lobbying	Total Dues Used for Lobbying
<b>Rice Township (Clearwater)</b>			
Minnesota Association of Townships	321	10.4%	33
<b>Total for Entity</b>	<b>\$321</b>		<b>\$33</b>
<b>Riceland Township (Freeborn)</b>			
Minnesota Association of Townships	474	10.4%	49
<b>Total for Entity</b>	<b>\$474</b>		<b>\$49</b>
<b>Riceville Township (Becker)</b>			
Minnesota Association of Townships	296	10.4%	31
<b>Total for Entity</b>	<b>\$296</b>		<b>\$31</b>
<b>Rich Prairie Sewer and Water District</b>			
League of Minnesota Cities	1,954	10.6%	207
<b>Total for Entity</b>	<b>\$1,954</b>		<b>\$207</b>
<b>Rich Valley Township (McLeod)</b>			
Minnesota Association of Townships	552	10.4%	57
<b>Total for Entity</b>	<b>\$552</b>		<b>\$57</b>
<b>Richardson Township (Morrison)</b>			
Minnesota Association of Townships	507	10.4%	53
<b>Total for Entity</b>	<b>\$507</b>		<b>\$53</b>
<b>Richardville Township (Kittson)</b>			
Minnesota Association of Townships	300	10.4%	31
<b>Total for Entity</b>	<b>\$300</b>		<b>\$31</b>
<b>Richland Township (Rice)</b>			
Minnesota Association of Townships	474	10.4%	49
<b>Total for Entity</b>	<b>\$474</b>		<b>\$49</b>
<b>Richmond Township (Winona)</b>			
Minnesota Association of Townships	556	10.4%	58
<b>Total for Entity</b>	<b>\$556</b>		<b>\$58</b>
<b>Richwood Township (Becker)</b>			
Minnesota Association of Townships	560	10.4%	58
<b>Total for Entity</b>	<b>\$560</b>		<b>\$58</b>



**Table 5**  
**2019 Lobbying Expenditures Paid With Association Dues**  
**Listed by Entity**

Name of Entity (County) Association Name	Total Local Government Dues	Proportion of Dues Used for Lobbying	Total Dues Used for Lobbying
<b>Ridgely Township (Nicollet)</b>			
Minnesota Association of Townships	304	10.4%	32
<b>Total for Entity</b>	<b>\$304</b>		<b>\$32</b>
<b>Riley-Purgatory-Bluff Creek Watershed District</b>			
League of Minnesota Cities	3,832	10.6%	406
Minnesota Association of Watershed Districts	7,500	37.6%	2,820
<b>Total for Entity</b>	<b>\$11,332</b>		<b>\$3,226</b>
<b>Ripley Township (Dodge)</b>			
Minnesota Association of Townships	332	10.4%	35
<b>Total for Entity</b>	<b>\$332</b>		<b>\$35</b>
<b>Ripley Township (Morrison)</b>			
Minnesota Association of Townships	567	10.4%	59
<b>Total for Entity</b>	<b>\$567</b>		<b>\$59</b>
<b>River Falls Township (Pennington)</b>			
Minnesota Association of Townships	329	10.4%	34
<b>Total for Entity</b>	<b>\$329</b>		<b>\$34</b>
<b>River Township (Red Lake)</b>			
Minnesota Association of Townships	290	10.4%	30
<b>Total for Entity</b>	<b>\$290</b>		<b>\$30</b>
<b>Riverdale Township (Watonwan)</b>			
Minnesota Association of Townships	427	10.4%	44
<b>Total for Entity</b>	<b>\$427</b>		<b>\$44</b>
<b>Riverside Township (Lac qui Parle)</b>			
Minnesota Association of Townships	433	10.4%	45
<b>Total for Entity</b>	<b>\$433</b>		<b>\$45</b>
<b>Riverton Township (Clay)</b>			
Minnesota Association of Townships	479	10.4%	50
<b>Total for Entity</b>	<b>\$479</b>		<b>\$50</b>
<b>Roberts Township (Wilkin)</b>			
Minnesota Association of Townships	306	10.4%	32
<b>Total for Entity</b>	<b>\$306</b>		<b>\$32</b>

**Table 5**  
**2019 Lobbying Expenditures Paid With Association Dues**  
**Listed by Entity**

Name of Entity (County) Association Name	Total Local Government Dues	Proportion of Dues Used for Lobbying	Total Dues Used for Lobbying
<b>Rochester Township (Olmsted)</b>			
Minnesota Association of Townships	992	10.4%	103
<b>Total for Entity</b>	<b>\$992</b>		<b>\$103</b>
<b>Rock County</b>			
Association of Minnesota Counties	10,814	13.5%	1,460
<b>Total for Entity</b>	<b>\$10,814</b>		<b>\$1,460</b>
<b>Rock Dell Township (Olmsted)</b>			
Minnesota Association of Townships	556	10.4%	58
<b>Total for Entity</b>	<b>\$556</b>		<b>\$58</b>
<b>Rock Lake Township (Lyon)</b>			
Minnesota Association of Townships	423	10.4%	44
<b>Total for Entity</b>	<b>\$423</b>		<b>\$44</b>
<b>Rock Soil and Water Conservation District</b>			
Minnesota Association of Soil and Water Conservation Districts	2,887	16.1%	465
<b>Total for Entity</b>	<b>\$2,887</b>		<b>\$465</b>
<b>Rock Township (Pipestone)</b>			
Minnesota Association of Townships	324	10.4%	34
<b>Total for Entity</b>	<b>\$324</b>		<b>\$34</b>
<b>Rockford Township (Wright)</b>			
Minnesota Association of Townships	1,487	10.4%	155
<b>Total for Entity</b>	<b>\$1,487</b>		<b>\$155</b>
<b>Rocksbury Township (Pennington)</b>			
Minnesota Association of Townships	798	10.4%	83
<b>Total for Entity</b>	<b>\$798</b>		<b>\$83</b>
<b>Rockwell Township (Norman)</b>			
Minnesota Association of Townships	287	10.4%	30
<b>Total for Entity</b>	<b>\$287</b>		<b>\$30</b>
<b>Rockwood Township (Hubbard)</b>			
Minnesota Association of Townships	476	10.4%	50
<b>Total for Entity</b>	<b>\$476</b>		<b>\$50</b>

**Table 5**  
**2019 Lobbying Expenditures Paid With Association Dues**  
**Listed by Entity**

Name of Entity (County) Association Name	Total Local Government Dues	Proportion of Dues Used for Lobbying	Total Dues Used for Lobbying
<b>Rockwood Township (Wadena)</b>			
Minnesota Association of Townships	458	10.4%	48
<b>Total for Entity</b>	<b>\$458</b>		<b>\$48</b>
<b>Rogers Township (Cass)</b>			
Minnesota Association of Townships	293	10.4%	30
<b>Total for Entity</b>	<b>\$293</b>		<b>\$30</b>
<b>Rolling Forks Township (Pope)</b>			
Minnesota Association of Townships	320	10.4%	33
<b>Total for Entity</b>	<b>\$320</b>		<b>\$33</b>
<b>Rolling Green Township (Martin)</b>			
Minnesota Association of Townships	350	10.4%	36
<b>Total for Entity</b>	<b>\$350</b>		<b>\$36</b>
<b>Rollingstone Township (Winona)</b>			
Minnesota Association of Townships	546	10.4%	57
<b>Total for Entity</b>	<b>\$546</b>		<b>\$57</b>
<b>Rollis Township (Marshall)</b>			
Minnesota Association of Townships	303	10.4%	32
<b>Total for Entity</b>	<b>\$303</b>		<b>\$32</b>
<b>Rome Township (Faribault)</b>			
Minnesota Association of Townships	306	10.4%	32
<b>Total for Entity</b>	<b>\$306</b>		<b>\$32</b>
<b>Roome Township (Polk)</b>			
Minnesota Association of Townships	324	10.4%	34
<b>Total for Entity</b>	<b>\$324</b>		<b>\$34</b>
<b>Roosevelt Township (Beltrami)</b>			
Minnesota Association of Townships	340	10.4%	35
<b>Total for Entity</b>	<b>\$340</b>		<b>\$35</b>
<b>Roosevelt Township (Crow Wing)</b>			
Minnesota Association of Townships	532	10.4%	55
<b>Total for Entity</b>	<b>\$532</b>		<b>\$55</b>

**Table 5**  
**2019 Lobbying Expenditures Paid With Association Dues**  
**Listed by Entity**

Name of Entity (County) Association Name	Total Local Government Dues	Proportion of Dues Used for Lobbying	Total Dues Used for Lobbying
<b>Root River Soil and Water Conservation District</b>			
Minnesota Association of Soil and Water Conservation Districts	3,203	16.1%	516
<b>Total for Entity</b>	<b>\$3,203</b>		<b>\$516</b>
<b>Roscoe Township (Goodhue)</b>			
Minnesota Association of Townships	576	10.4%	60
<b>Total for Entity</b>	<b>\$576</b>		<b>\$60</b>
<b>Rose Dell Township (Rock)</b>			
Minnesota Association of Townships	335	10.4%	35
<b>Total for Entity</b>	<b>\$335</b>		<b>\$35</b>
<b>Roseau County</b>			
Association of Minnesota Counties	10,971	13.5%	1,481
Greater Minnesota Parks and Trails	225	68.3%	154
Minnesota Rural Counties Caucus	2,300	41.0%	943
<b>Total for Entity</b>	<b>\$13,496</b>		<b>\$2,578</b>
<b>Roseau River Watershed District</b>			
League of Minnesota Cities	1,954	10.6%	207
Minnesota Association of Watershed Districts	1,676	37.6%	630
<b>Total for Entity</b>	<b>\$3,630</b>		<b>\$837</b>
<b>Roseau Soil and Water Conservation District</b>			
Minnesota Association of Soil and Water Conservation Districts	2,926	16.1%	471
<b>Total for Entity</b>	<b>\$2,926</b>		<b>\$471</b>
<b>Rosebud Township (Polk)</b>			
Minnesota Association of Townships	450	10.4%	47
<b>Total for Entity</b>	<b>\$450</b>		<b>\$47</b>
<b>Rosedale Township (Mahnommen)</b>			
Minnesota Association of Townships	315	10.4%	33
<b>Total for Entity</b>	<b>\$315</b>		<b>\$33</b>
<b>Rosehill Township (Cottonwood)</b>			
Minnesota Association of Townships	323	10.4%	34
<b>Total for Entity</b>	<b>\$323</b>		<b>\$34</b>

**Table 5**  
**2019 Lobbying Expenditures Paid With Association Dues**  
**Listed by Entity**

Name of Entity (County) Association Name	Total Local Government Dues	Proportion of Dues Used for Lobbying	Total Dues Used for Lobbying
<b>Roseland Township (Kandiyohi)</b>			
Minnesota Association of Townships	458	10.4%	48
<b>Total for Entity</b>	<b>\$458</b>		<b>\$48</b>
<b>Rosendale Township (Watonwan)</b>			
Minnesota Association of Townships	432	10.4%	45
<b>Total for Entity</b>	<b>\$432</b>		<b>\$45</b>
<b>Roseville Township (Grant)</b>			
Minnesota Association of Townships	308	10.4%	32
<b>Total for Entity</b>	<b>\$308</b>		<b>\$32</b>
<b>Roseville Township (Kandiyohi)</b>			
Minnesota Association of Townships	541	10.4%	56
<b>Total for Entity</b>	<b>\$541</b>		<b>\$56</b>
<b>Rosewood Township (Chippewa)</b>			
Minnesota Association of Townships	454	10.4%	47
<b>Total for Entity</b>	<b>\$454</b>		<b>\$47</b>
<b>Rosing Township (Morrison)</b>			
Minnesota Association of Townships	320	10.4%	33
<b>Total for Entity</b>	<b>\$320</b>		<b>\$33</b>
<b>Ross Lake Township (Crow Wing)</b>			
Minnesota Association of Townships	327	10.4%	34
<b>Total for Entity</b>	<b>\$327</b>		<b>\$34</b>
<b>Ross Township (Roseau)</b>			
Minnesota Association of Townships	472	10.4%	49
<b>Total for Entity</b>	<b>\$472</b>		<b>\$49</b>
<b>Rost Township (Jackson)</b>			
Minnesota Association of Townships	331	10.4%	34
<b>Total for Entity</b>	<b>\$331</b>		<b>\$34</b>
<b>Round Grove Township (McLeod)</b>			
Minnesota Association of Townships	342	10.4%	36
<b>Total for Entity</b>	<b>\$342</b>		<b>\$36</b>

**Table 5**  
**2019 Lobbying Expenditures Paid With Association Dues**  
**Listed by Entity**

Name of Entity (County) Association Name	Total Local Government Dues	Proportion of Dues Used for Lobbying	Total Dues Used for Lobbying
<b>Round Lake Township (Becker)</b>			
Minnesota Association of Townships	331	10.4%	34
<b>Total for Entity</b>	<b>\$331</b>		<b>\$34</b>
<b>Round Lake Township (Jackson)</b>			
Minnesota Association of Townships	317	10.4%	33
<b>Total for Entity</b>	<b>\$317</b>		<b>\$33</b>
<b>Round Prairie Township (Todd)</b>			
Minnesota Association of Townships	565	10.4%	59
<b>Total for Entity</b>	<b>\$565</b>		<b>\$59</b>
<b>Royal Township (Lincoln)</b>			
Minnesota Association of Townships	329	10.4%	34
<b>Total for Entity</b>	<b>\$329</b>		<b>\$34</b>
<b>Royalton Township (Pine)</b>			
Minnesota Association of Townships	770	10.4%	80
<b>Total for Entity</b>	<b>\$770</b>		<b>\$80</b>
<b>Runeberg Township (Becker)</b>			
Minnesota Association of Townships	510	10.4%	53
<b>Total for Entity</b>	<b>\$510</b>		<b>\$53</b>
<b>Rush Lake Township (Otter Tail)</b>			
Minnesota Association of Townships	658	10.4%	68
<b>Total for Entity</b>	<b>\$658</b>		<b>\$68</b>
<b>Rushseba Township (Chisago)</b>			
Minnesota Association of Townships	597	10.4%	62
<b>Total for Entity</b>	<b>\$597</b>		<b>\$62</b>
<b>Russia Township (Polk)</b>			
Minnesota Association of Townships	278	10.4%	29
<b>Total for Entity</b>	<b>\$278</b>		<b>\$29</b>
<b>Rutland Township (Martin)</b>			
Minnesota Association of Townships	472	10.4%	49
<b>Total for Entity</b>	<b>\$472</b>		<b>\$49</b>

**Table 5**  
**2019 Lobbying Expenditures Paid With Association Dues**  
**Listed by Entity**

Name of Entity (County) Association Name	Total Local Government Dues	Proportion of Dues Used for Lobbying	Total Dues Used for Lobbying
<b>Sacred Heart Township (Renville)</b>			
Minnesota Association of Townships	421	10.4%	44
<b>Total for Entity</b>	<b>\$421</b>		<b>\$44</b>
<b>Sago Township (Itasca)</b>			
Minnesota Association of Townships	323	10.4%	34
<b>Total for Entity</b>	<b>\$323</b>		<b>\$34</b>
<b>Saint Charles Township (Winona)</b>			
Minnesota Association of Townships	536	10.4%	56
<b>Total for Entity</b>	<b>\$536</b>		<b>\$56</b>
<b>Saint George Township (Benton)</b>			
Minnesota Association of Townships	798	10.4%	83
<b>Total for Entity</b>	<b>\$798</b>		<b>\$83</b>
<b>Saint James Township (Watonwan)</b>			
Minnesota Association of Townships	348	10.4%	36
<b>Total for Entity</b>	<b>\$348</b>		<b>\$36</b>
<b>Saint Johns Township (Kandiyohi)</b>			
Minnesota Association of Townships	469	10.4%	49
<b>Total for Entity</b>	<b>\$469</b>		<b>\$49</b>
<b>Saint Joseph Township (Kittson)</b>			
Minnesota Association of Townships	288	10.4%	30
<b>Total for Entity</b>	<b>\$288</b>		<b>\$30</b>
<b>Saint Joseph Township (Stearns)</b>			
Minnesota Association of Townships	804	10.4%	84
<b>Total for Entity</b>	<b>\$804</b>		<b>\$84</b>
<b>Saint Lawrence Township (Scott)</b>			
Minnesota Association of Townships	504	10.4%	52
<b>Total for Entity</b>	<b>\$504</b>		<b>\$52</b>
<b>Saint Louis and Lake Counties Regional Railroad Authority</b>			
Greater Minnesota Parks and Trails	300	68.3%	205
<b>Total for Entity</b>	<b>\$300</b>		<b>\$205</b>

**Table 5**  
**2019 Lobbying Expenditures Paid With Association Dues**  
**Listed by Entity**

Name of Entity (County) Association Name	Total Local Government Dues	Proportion of Dues Used for Lobbying	Total Dues Used for Lobbying
<b>Saint Louis County</b>			
Arrowhead Counties Association	750	85.0%	638
Association of Minnesota Counties	53,965	13.5%	7,285
Greater Minnesota Parks and Trails	450	68.3%	307
Minnesota Inter-County Association	49,113	36.0%	17,681
<b>Total for Entity</b>	<b>\$104,278</b>		<b>\$25,911</b>
<b>Saint Martin Township (Stearns)</b>			
Minnesota Association of Townships	514	10.4%	53
<b>Total for Entity</b>	<b>\$514</b>		<b>\$53</b>
<b>Saint Mary Township (Waseca)</b>			
Minnesota Association of Townships	483	10.4%	50
<b>Total for Entity</b>	<b>\$483</b>		<b>\$50</b>
<b>Saint Mathias Township (Crow Wing)</b>			
Minnesota Association of Townships	539	10.4%	56
<b>Total for Entity</b>	<b>\$539</b>		<b>\$56</b>
<b>Saint Olaf Township (Otter Tail)</b>			
Minnesota Association of Townships	461	10.4%	48
<b>Total for Entity</b>	<b>\$461</b>		<b>\$48</b>
<b>Saint Paul Port Authority</b>			
Association of Metropolitan Municipalities	1,000	39.1%	391
Minnesota Ports Association	17,824	100.0%	17,824
<b>Total for Entity</b>	<b>\$18,824</b>		<b>\$18,215</b>
<b>Saint Vincent Township (Kittson)</b>			
Minnesota Association of Townships	286	10.4%	30
<b>Total for Entity</b>	<b>\$286</b>		<b>\$30</b>
<b>Saint Wendel Township (Stearns)</b>			
Minnesota Association of Townships	1,107	10.4%	115
<b>Total for Entity</b>	<b>\$1,107</b>		<b>\$115</b>
<b>Salem Township (Cass)</b>			
Minnesota Association of Townships	303	10.4%	32
<b>Total for Entity</b>	<b>\$303</b>		<b>\$32</b>



**Table 5**  
**2019 Lobbying Expenditures Paid With Association Dues**  
**Listed by Entity**

Name of Entity (County) Association Name	Total Local Government Dues	Proportion of Dues Used for Lobbying	Total Dues Used for Lobbying
<b>Salem Township (Olmsted)</b>			
Minnesota Association of Townships	770	10.4%	80
<b>Total for Entity</b>	<b>\$770</b>		<b>\$80</b>
<b>Salo Township (Aitkin)</b>			
Minnesota Association of Townships	298	10.4%	31
<b>Total for Entity</b>	<b>\$298</b>		<b>\$31</b>
<b>San Francisco Township (Carver)</b>			
Minnesota Association of Townships	616	10.4%	64
<b>Total for Entity</b>	<b>\$616</b>		<b>\$64</b>
<b>Sand Creek Township (Scott)</b>			
Minnesota Association of Townships	943	10.4%	98
<b>Total for Entity</b>	<b>\$943</b>		<b>\$98</b>
<b>Sand Hill River Watershed District</b>			
Minnesota Association of Watershed Districts	2,609	37.6%	981
<b>Total for Entity</b>	<b>\$2,609</b>		<b>\$981</b>
<b>Sand Lake Township (Itasca)</b>			
Minnesota Association of Townships	315	10.4%	33
<b>Total for Entity</b>	<b>\$315</b>		<b>\$33</b>
<b>Sanders Township (Pennington)</b>			
Minnesota Association of Townships	436	10.4%	45
<b>Total for Entity</b>	<b>\$436</b>		<b>\$45</b>
<b>Sandnes Township (Yellow Medicine)</b>			
Minnesota Association of Townships	333	10.4%	35
<b>Total for Entity</b>	<b>\$333</b>		<b>\$35</b>
<b>Sandstone Township (Pine)</b>			
Minnesota Association of Townships	592	10.4%	62
<b>Total for Entity</b>	<b>\$592</b>		<b>\$62</b>
<b>Sandsville Township (Polk)</b>			
Minnesota Association of Townships	291	10.4%	30
<b>Total for Entity</b>	<b>\$291</b>		<b>\$30</b>

**Table 5**  
**2019 Lobbying Expenditures Paid With Association Dues**  
**Listed by Entity**

Name of Entity (County) Association Name	Total Local Government Dues	Proportion of Dues Used for Lobbying	Total Dues Used for Lobbying
<b>Sandy Township (Saint Louis)</b>			
Minnesota Association of Townships	448	10.4%	47
<b>Total for Entity</b>	<b>\$448</b>		<b>\$47</b>
<b>Sanford Township (Grant)</b>			
Minnesota Association of Townships	317	10.4%	33
<b>Total for Entity</b>	<b>\$317</b>		<b>\$33</b>
<b>Santiago Township (Sherburne)</b>			
Minnesota Association of Townships	1,047	10.4%	109
<b>Total for Entity</b>	<b>\$1,047</b>		<b>\$109</b>
<b>Saratoga Township (Winona)</b>			
Minnesota Association of Townships	529	10.4%	55
<b>Total for Entity</b>	<b>\$529</b>		<b>\$55</b>
<b>Sargeant Township (Mower)</b>			
Minnesota Association of Townships	435	10.4%	45
<b>Total for Entity</b>	<b>\$435</b>		<b>\$45</b>
<b>Sauk Centre Township (Stearns)</b>			
Minnesota Association of Townships	765	10.4%	80
<b>Total for Entity</b>	<b>\$765</b>		<b>\$80</b>
<b>Sauk Rapids Township (Benton)</b>			
Minnesota Association of Townships	523	10.4%	54
<b>Total for Entity</b>	<b>\$523</b>		<b>\$54</b>
<b>Sauk River Watershed District</b>			
League of Minnesota Cities	1,954	10.6%	207
Minnesota Association of Watershed Districts	7,500	37.6%	2,820
<b>Total for Entity</b>	<b>\$9,454</b>		<b>\$3,027</b>
<b>Savannah Township (Becker)</b>			
Minnesota Association of Townships	327	10.4%	34
<b>Total for Entity</b>	<b>\$327</b>		<b>\$34</b>
<b>Scambler Township (Otter Tail)</b>			
Minnesota Association of Townships	490	10.4%	51
<b>Total for Entity</b>	<b>\$490</b>		<b>\$51</b>

**Table 5**  
**2019 Lobbying Expenditures Paid With Association Dues**  
**Listed by Entity**

Name of Entity (County) Association Name	Total Local Government Dues	Proportion of Dues Used for Lobbying	Total Dues Used for Lobbying
<b>Scandia Township (Polk)</b>			
Minnesota Association of Townships	290	10.4%	30
<b>Total for Entity</b>	<b>\$290</b>		<b>\$30</b>
<b>Scandia Valley Township (Morrison)</b>			
Minnesota Association of Townships	782	10.4%	81
<b>Total for Entity</b>	<b>\$782</b>		<b>\$81</b>
<b>Schoolcraft Township (Hubbard)</b>			
Minnesota Association of Townships	305	10.4%	32
<b>Total for Entity</b>	<b>\$305</b>		<b>\$32</b>
<b>Schroeder Township (Cook)</b>			
Minnesota Association of Townships	340	10.4%	35
Range Association of Municipalities and Schools	150	72.3%	108
<b>Total for Entity</b>	<b>\$490</b>		<b>\$143</b>
<b>Sciota Township (Dakota)</b>			
Minnesota Association of Townships	481	10.4%	50
<b>Total for Entity</b>	<b>\$481</b>		<b>\$50</b>
<b>Scott County</b>			
Association of Minnesota Counties	42,790	13.5%	5,777
Minnesota Inter-County Association	36,242	36.0%	13,047
<b>Total for Entity</b>	<b>\$79,032</b>		<b>\$18,824</b>
<b>Scott Soil and Water Conservation District</b>			
Minnesota Association of Soil and Water Conservation Districts	4,848	16.1%	781
<b>Total for Entity</b>	<b>\$4,848</b>		<b>\$781</b>
<b>Scott Township (Stevens)</b>			
Minnesota Association of Townships	310	10.4%	32
<b>Total for Entity</b>	<b>\$310</b>		<b>\$32</b>
<b>Seavey Township (Aitkin)</b>			
Minnesota Association of Townships	288	10.4%	30
<b>Total for Entity</b>	<b>\$288</b>		<b>\$30</b>

**Table 5**  
**2019 Lobbying Expenditures Paid With Association Dues**  
**Listed by Entity**

Name of Entity (County) Association Name	Total Local Government Dues	Proportion of Dues Used for Lobbying	Total Dues Used for Lobbying
<b>Seely Township (Faribault)</b>			
Minnesota Association of Townships	324	10.4%	34
<b>Total for Entity</b>	<b>\$324</b>		<b>\$34</b>
<b>Severance Township (Sibley)</b>			
Minnesota Association of Townships	342	10.4%	36
<b>Total for Entity</b>	<b>\$342</b>		<b>\$36</b>
<b>Seward Township (Nobles)</b>			
Minnesota Association of Townships	336	10.4%	35
<b>Total for Entity</b>	<b>\$336</b>		<b>\$35</b>
<b>Shafer Township (Chisago)</b>			
Minnesota Association of Townships	751	10.4%	78
<b>Total for Entity</b>	<b>\$751</b>		<b>\$78</b>
<b>Shamrock Township (Aitkin)</b>			
Minnesota Association of Townships	806	10.4%	84
<b>Total for Entity</b>	<b>\$806</b>		<b>\$84</b>
<b>Shaokatan Township (Lincoln)</b>			
Minnesota Association of Townships	321	10.4%	33
<b>Total for Entity</b>	<b>\$321</b>		<b>\$33</b>
<b>Sharon Township (Le Sueur)</b>			
Minnesota Association of Townships	536	10.4%	56
<b>Total for Entity</b>	<b>\$536</b>		<b>\$56</b>
<b>Shelburne Township (Lyon)</b>			
Minnesota Association of Townships	322	10.4%	33
<b>Total for Entity</b>	<b>\$322</b>		<b>\$33</b>
<b>Shelby Township (Blue Earth)</b>			
Minnesota Association of Townships	346	10.4%	36
<b>Total for Entity</b>	<b>\$346</b>		<b>\$36</b>
<b>Sheldon Township (Houston)</b>			
Minnesota Association of Townships	421	10.4%	44
<b>Total for Entity</b>	<b>\$421</b>		<b>\$44</b>

**Table 5**  
**2019 Lobbying Expenditures Paid With Association Dues**  
**Listed by Entity**

Name of Entity (County) Association Name	Total Local Government Dues	Proportion of Dues Used for Lobbying	Total Dues Used for Lobbying
<b>Shell Lake Township (Becker)</b>			
Minnesota Association of Townships	437	10.4%	45
<b>Total for Entity</b>	<b>\$437</b>		<b>\$45</b>
<b>Shell River Township (Wadena)</b>			
Minnesota Association of Townships	340	10.4%	35
<b>Total for Entity</b>	<b>\$340</b>		<b>\$35</b>
<b>Shell Rock River Watershed District</b>			
League of Minnesota Cities	1,954	10.6%	207
Minnesota Association of Watershed Districts	4,432	37.6%	1,666
<b>Total for Entity</b>	<b>\$6,386</b>		<b>\$1,873</b>
<b>Shell Rock Township (Freeborn)</b>			
Minnesota Association of Townships	470	10.4%	49
<b>Total for Entity</b>	<b>\$470</b>		<b>\$49</b>
<b>Shelly Township (Norman)</b>			
Minnesota Association of Townships	306	10.4%	32
<b>Total for Entity</b>	<b>\$306</b>		<b>\$32</b>
<b>Sherburne County</b>			
Association of Minnesota Counties	33,278	13.5%	4,493
Greater Minnesota Parks and Trails	450	68.3%	307
Minnesota Inter-County Association	24,591	36.0%	8,853
<b>Total for Entity</b>	<b>\$58,319</b>		<b>\$13,653</b>
<b>Sherburne Soil and Water Conservation District</b>			
Minnesota Association of Soil and Water Conservation Districts	4,848	16.1%	781
<b>Total for Entity</b>	<b>\$4,848</b>		<b>\$781</b>
<b>Sherburne/Wright County Cable Communications Commission</b>			
League of Minnesota Cities	1,954	10.6%	207
<b>Total for Entity</b>	<b>\$1,954</b>		<b>\$207</b>
<b>Sheridan Township (Redwood)</b>			
Minnesota Association of Townships	322	10.4%	33
<b>Total for Entity</b>	<b>\$322</b>		<b>\$33</b>

**Table 5**  
**2019 Lobbying Expenditures Paid With Association Dues**  
**Listed by Entity**

Name of Entity (County) Association Name	Total Local Government Dues	Proportion of Dues Used for Lobbying	Total Dues Used for Lobbying
<b>Sherman Township (Redwood)</b>			
Minnesota Association of Townships	453	10.4%	47
<b>Total for Entity</b>	<b>\$453</b>		<b>\$47</b>
<b>Shetek Area Sewer and Water Commission</b>			
League of Minnesota Cities	1,954	10.6%	207
<b>Total for Entity</b>	<b>\$1,954</b>		<b>\$207</b>
<b>Shetek Township (Murray)</b>			
Minnesota Association of Townships	428	10.4%	45
<b>Total for Entity</b>	<b>\$428</b>		<b>\$45</b>
<b>Shevlin Township (Clearwater)</b>			
Minnesota Association of Townships	489	10.4%	51
<b>Total for Entity</b>	<b>\$489</b>		<b>\$51</b>
<b>Shible Township (Swift)</b>			
Minnesota Association of Townships	305	10.4%	32
<b>Total for Entity</b>	<b>\$305</b>		<b>\$32</b>
<b>Shieldsville Township (Rice)</b>			
Minnesota Association of Townships	784	10.4%	82
<b>Total for Entity</b>	<b>\$784</b>		<b>\$82</b>
<b>Shingobee Township (Cass)</b>			
Minnesota Association of Townships	897	10.4%	93
<b>Total for Entity</b>	<b>\$897</b>		<b>\$93</b>
<b>Shooks Township (Beltrami)</b>			
Minnesota Association of Townships	330	10.4%	34
<b>Total for Entity</b>	<b>\$330</b>		<b>\$34</b>
<b>Shorewood Park Sanitary District</b>			
League of Minnesota Cities	1,954	10.6%	207
<b>Total for Entity</b>	<b>\$1,954</b>		<b>\$207</b>
<b>Shotley Township (Beltrami)</b>			
Minnesota Association of Townships	286	10.4%	30
<b>Total for Entity</b>	<b>\$286</b>		<b>\$30</b>

**Table 5**  
**2019 Lobbying Expenditures Paid With Association Dues**  
**Listed by Entity**

Name of Entity (County) Association Name	Total Local Government Dues	Proportion of Dues Used for Lobbying	Total Dues Used for Lobbying
<b>Sibley County</b>			
Association of Minnesota Counties	12,782	13.5%	1,726
<b>Total for Entity</b>	<b>\$12,782</b>		<b>\$1,726</b>
<b>Sibley Soil and Water Conservation District</b>			
Minnesota Association of Soil and Water Conservation Districts	3,132	16.1%	504
<b>Total for Entity</b>	<b>\$3,132</b>		<b>\$504</b>
<b>Sibley Township (Sibley)</b>			
Minnesota Association of Townships	347	10.4%	36
<b>Total for Entity</b>	<b>\$347</b>		<b>\$36</b>
<b>Sigel Township (Brown)</b>			
Minnesota Association of Townships	441	10.4%	46
<b>Total for Entity</b>	<b>\$441</b>		<b>\$46</b>
<b>Silver Brook Township (Carlton)</b>			
Minnesota Association of Townships	545	10.4%	57
<b>Total for Entity</b>	<b>\$545</b>		<b>\$57</b>
<b>Silver Creek Township (Lake)</b>			
Minnesota Association of Townships	755	10.4%	79
<b>Total for Entity</b>	<b>\$755</b>		<b>\$79</b>
<b>Silver Creek Township (Wright)</b>			
Minnesota Association of Townships	1,206	10.4%	125
<b>Total for Entity</b>	<b>\$1,206</b>		<b>\$125</b>
<b>Silver Lake Township (Martin)</b>			
Minnesota Association of Townships	505	10.4%	53
<b>Total for Entity</b>	<b>\$505</b>		<b>\$53</b>
<b>Silver Leaf Township (Becker)</b>			
Minnesota Association of Townships	522	10.4%	54
<b>Total for Entity</b>	<b>\$522</b>		<b>\$54</b>
<b>Silver Township (Carlton)</b>			
Minnesota Association of Townships	489	10.4%	51
<b>Total for Entity</b>	<b>\$489</b>		<b>\$51</b>

**Table 5**  
**2019 Lobbying Expenditures Paid With Association Dues**  
**Listed by Entity**

Name of Entity (County) Association Name	Total Local Government Dues	Proportion of Dues Used for Lobbying	Total Dues Used for Lobbying
<b>Silverton Township (Pennington)</b>			
Minnesota Association of Townships	330	10.4%	34
<b>Total for Entity</b>	<b>\$330</b>		<b>\$34</b>
<b>Sinclair Township (Clearwater)</b>			
Minnesota Association of Townships	320	10.4%	33
<b>Total for Entity</b>	<b>\$320</b>		<b>\$33</b>
<b>Sinnott Township (Marshall)</b>			
Minnesota Association of Townships	276	10.4%	29
<b>Total for Entity</b>	<b>\$276</b>		<b>\$29</b>
<b>Sioux Agency Township (Yellow Medicine)</b>			
Minnesota Association of Townships	337	10.4%	35
<b>Total for Entity</b>	<b>\$337</b>		<b>\$35</b>
<b>Sioux Valley Township (Jackson)</b>			
Minnesota Association of Townships	328	10.4%	34
<b>Total for Entity</b>	<b>\$328</b>		<b>\$34</b>
<b>Six Mile Grove Township (Swift)</b>			
Minnesota Association of Townships	326	10.4%	34
<b>Total for Entity</b>	<b>\$326</b>		<b>\$34</b>
<b>Skagen Township (Roseau)</b>			
Minnesota Association of Townships	343	10.4%	36
<b>Total for Entity</b>	<b>\$343</b>		<b>\$36</b>
<b>Skandia Township (Murray)</b>			
Minnesota Association of Townships	315	10.4%	33
<b>Total for Entity</b>	<b>\$315</b>		<b>\$33</b>
<b>Skane Township (Kittson)</b>			
Minnesota Association of Townships	286	10.4%	30
<b>Total for Entity</b>	<b>\$286</b>		<b>\$30</b>
<b>Skelton Township (Carlton)</b>			
Minnesota Association of Townships	478	10.4%	50
<b>Total for Entity</b>	<b>\$478</b>		<b>\$50</b>



**Table 5**  
**2019 Lobbying Expenditures Paid With Association Dues**  
**Listed by Entity**

Name of Entity (County) Association Name	Total Local Government Dues	Proportion of Dues Used for Lobbying	Total Dues Used for Lobbying
<b>Skree Township (Clay)</b>			
Minnesota Association of Townships	321	10.4%	33
<b>Total for Entity</b>	<b>\$321</b>		<b>\$33</b>
<b>Slater Township (Cass)</b>			
Minnesota Association of Townships	341	10.4%	35
<b>Total for Entity</b>	<b>\$341</b>		<b>\$35</b>
<b>Slayton Township (Murray)</b>			
Minnesota Association of Townships	428	10.4%	45
<b>Total for Entity</b>	<b>\$428</b>		<b>\$45</b>
<b>Sletten Township (Polk)</b>			
Minnesota Association of Townships	330	10.4%	34
<b>Total for Entity</b>	<b>\$330</b>		<b>\$34</b>
<b>Smiley Township (Pennington)</b>			
Minnesota Association of Townships	536	10.4%	56
<b>Total for Entity</b>	<b>\$536</b>		<b>\$56</b>
<b>Smoky Hollow Township (Cass)</b>			
Minnesota Association of Townships	295	10.4%	31
<b>Total for Entity</b>	<b>\$295</b>		<b>\$31</b>
<b>Sodus Township (Lyon)</b>			
Minnesota Association of Townships	429	10.4%	45
<b>Total for Entity</b>	<b>\$429</b>		<b>\$45</b>
<b>Solem Township (Douglas)</b>			
Minnesota Association of Townships	342	10.4%	36
<b>Total for Entity</b>	<b>\$342</b>		<b>\$36</b>
<b>Soler Township (Roseau)</b>			
Minnesota Association of Townships	301	10.4%	31
<b>Total for Entity</b>	<b>\$301</b>		<b>\$31</b>
<b>Solway Township (Saint Louis)</b>			
Minnesota Association of Townships	1,034	10.4%	108
<b>Total for Entity</b>	<b>\$1,034</b>		<b>\$108</b>

**Table 5**  
**2019 Lobbying Expenditures Paid With Association Dues**  
**Listed by Entity**

Name of Entity (County) Association Name	Total Local Government Dues	Proportion of Dues Used for Lobbying	Total Dues Used for Lobbying
<b>Somerset Township (Steele)</b>			
Minnesota Association of Townships	572	10.4%	59
<b>Total for Entity</b>	<b>\$572</b>		<b>\$59</b>
<b>Sourcewell</b>			
Minnesota Rural Education Association	5,000	45.1%	2,255
<b>Total for Entity</b>	<b>\$5,000</b>		<b>\$2,255</b>
<b>South Bend Township (Blue Earth)</b>			
Minnesota Association of Townships	926	10.4%	96
<b>Total for Entity</b>	<b>\$926</b>		<b>\$96</b>
<b>South Branch Township (Watonwan)</b>			
Minnesota Association of Townships	426	10.4%	44
<b>Total for Entity</b>	<b>\$426</b>		<b>\$44</b>
<b>South Central Service Cooperative</b>			
Minnesota Rural Education Association	600	45.1%	271
<b>Total for Entity</b>	<b>\$600</b>		<b>\$271</b>
<b>South Fork Township (Kanabec)</b>			
Minnesota Association of Townships	592	10.4%	62
<b>Total for Entity</b>	<b>\$592</b>		<b>\$62</b>
<b>South Harbor Township (Mille Lacs)</b>			
Minnesota Association of Townships	594	10.4%	62
<b>Total for Entity</b>	<b>\$594</b>		<b>\$62</b>
<b>South Red River Township (Kittson)</b>			
Minnesota Association of Townships	277	10.4%	29
<b>Total for Entity</b>	<b>\$277</b>		<b>\$29</b>
<b>South Saint Louis Soil and Water Conservation District</b>			
Minnesota Association of Soil and Water Conservation Districts	3,303	16.1%	532
<b>Total for Entity</b>	<b>\$3,303</b>		<b>\$532</b>
<b>South Washington Watershed District</b>			
League of Minnesota Cities	1,954	10.6%	207
Minnesota Association of Watershed Districts	7,500	37.6%	2,820
<b>Total for Entity</b>	<b>\$9,454</b>		<b>\$3,027</b>

**Table 5**  
**2019 Lobbying Expenditures Paid With Association Dues**  
**Listed by Entity**

Name of Entity (County) Association Name	Total Local Government Dues	Proportion of Dues Used for Lobbying	Total Dues Used for Lobbying
<b>Southbrook Township (Cottonwood)</b>			
Minnesota Association of Townships	296	10.4%	31
<b>Total for Entity</b>	<b>\$296</b>		<b>\$31</b>
<b>Southeast Service Cooperative</b>			
Minnesota Rural Education Association	600	45.1%	271
<b>Total for Entity</b>	<b>\$600</b>		<b>\$271</b>
<b>Southern Special Education Cooperative - # 915</b>			
Minnesota Rural Education Association	600	45.1%	271
<b>Total for Entity</b>	<b>\$600</b>		<b>\$271</b>
<b>Southside Township (Wright)</b>			
Minnesota Association of Townships	903	10.4%	94
<b>Total for Entity</b>	<b>\$903</b>		<b>\$94</b>
<b>Southwest - West Central Service Cooperative</b>			
Minnesota Rural Education Association	1,600	45.1%	722
<b>Total for Entity</b>	<b>\$1,600</b>		<b>\$722</b>
<b>SouthWest Metro Educational Cooperative</b>			
Minnesota Rural Education Association	600	45.1%	271
Minnesota School Boards Association	3,752	21.5%	807
Schools for Equity in Education	741	81.6%	605
<b>Total for Entity</b>	<b>\$5,093</b>		<b>\$1,683</b>
<b>Southwest Metro Transit Commission</b>			
Suburban Transit Association	17,434	99.8%	17,399
<b>Total for Entity</b>	<b>\$17,434</b>		<b>\$17,399</b>
<b>Southwest Regional Development Commission</b>			
Greater Minnesota Partnership	1,000	60.9%	609
<b>Total for Entity</b>	<b>\$1,000</b>		<b>\$609</b>
<b>Spalding Township (Aitkin)</b>			
Minnesota Association of Townships	438	10.4%	46
<b>Total for Entity</b>	<b>\$438</b>		<b>\$46</b>

**Table 5**  
**2019 Lobbying Expenditures Paid With Association Dues**  
**Listed by Entity**

Name of Entity (County) Association Name	Total Local Government Dues	Proportion of Dues Used for Lobbying	Total Dues Used for Lobbying
<b>Spang Township (Itasca)</b>			
Minnesota Association of Townships	422	10.4%	44
<b>Total for Entity</b>	<b>\$422</b>		<b>\$44</b>
<b>Sparta Township (Chippewa)</b>			
Minnesota Association of Townships	564	10.4%	59
<b>Total for Entity</b>	<b>\$564</b>		<b>\$59</b>
<b>Spencer Brook Township (Isanti)</b>			
Minnesota Association of Townships	938	10.4%	98
<b>Total for Entity</b>	<b>\$938</b>		<b>\$98</b>
<b>Spencer Township (Aitkin)</b>			
Minnesota Association of Townships	497	10.4%	52
<b>Total for Entity</b>	<b>\$497</b>		<b>\$52</b>
<b>Spirit Mountain</b>			
League of Minnesota Cities	1,954	10.6%	207
<b>Total for Entity</b>	<b>\$1,954</b>		<b>\$207</b>
<b>Split Rock Township (Carlton)</b>			
Minnesota Association of Townships	327	10.4%	34
<b>Total for Entity</b>	<b>\$327</b>		<b>\$34</b>
<b>Splithand Township (Itasca)</b>			
Minnesota Association of Townships	349	10.4%	36
<b>Total for Entity</b>	<b>\$349</b>		<b>\$36</b>
<b>Spring Brook Township (Kittson)</b>			
Minnesota Association of Townships	282	10.4%	29
<b>Total for Entity</b>	<b>\$282</b>		<b>\$29</b>
<b>Spring Creek Township (Becker)</b>			
Minnesota Association of Townships	309	10.4%	32
<b>Total for Entity</b>	<b>\$309</b>		<b>\$32</b>
<b>Spring Creek Township (Norman)</b>			
Minnesota Association of Townships	293	10.4%	30
<b>Total for Entity</b>	<b>\$293</b>		<b>\$30</b>

**Table 5**  
**2019 Lobbying Expenditures Paid With Association Dues**  
**Listed by Entity**

Name of Entity (County) Association Name	Total Local Government Dues	Proportion of Dues Used for Lobbying	Total Dues Used for Lobbying
<b>Spring Grove Township (Houston)</b>			
Minnesota Association of Townships	462	10.4%	48
<b>Total for Entity</b>	<b>\$462</b>		<b>\$48</b>
<b>Spring Hill Township (Stearns)</b>			
Minnesota Association of Townships	458	10.4%	48
<b>Total for Entity</b>	<b>\$458</b>		<b>\$48</b>
<b>Spring Lake Township (Scott)</b>			
Minnesota Association of Townships	1,543	10.4%	160
<b>Total for Entity</b>	<b>\$1,543</b>		<b>\$160</b>
<b>Spring Prairie Township (Clay)</b>			
Minnesota Association of Townships	455	10.4%	47
<b>Total for Entity</b>	<b>\$455</b>		<b>\$47</b>
<b>Spring Valley Township (Fillmore)</b>			
Minnesota Association of Townships	501	10.4%	52
<b>Total for Entity</b>	<b>\$501</b>		<b>\$52</b>
<b>Springdale Township (Redwood)</b>			
Minnesota Association of Townships	329	10.4%	34
<b>Total for Entity</b>	<b>\$329</b>		<b>\$34</b>
<b>Springfield Township (Cottonwood)</b>			
Minnesota Association of Townships	308	10.4%	32
<b>Total for Entity</b>	<b>\$308</b>		<b>\$32</b>
<b>Springsteel Island Sewer District</b>			
League of Minnesota Cities	1,954	10.6%	207
<b>Total for Entity</b>	<b>\$1,954</b>		<b>\$207</b>
<b>Springvale Township (Isanti)</b>			
Minnesota Association of Townships	895	10.4%	93
<b>Total for Entity</b>	<b>\$895</b>		<b>\$93</b>
<b>Springwater Township (Rock)</b>			
Minnesota Association of Townships	349	10.4%	36
<b>Total for Entity</b>	<b>\$349</b>		<b>\$36</b>

**Table 5**  
**2019 Lobbying Expenditures Paid With Association Dues**  
**Listed by Entity**

Name of Entity (County) Association Name	Total Local Government Dues	Proportion of Dues Used for Lobbying	Total Dues Used for Lobbying
<b>Spruce Grove Township (Becker)</b>			
Minnesota Association of Townships	476	10.4%	50
<b>Total for Entity</b>	<b>\$476</b>		<b>\$50</b>
<b>Spruce Grove Township (Beltrami)</b>			
Minnesota Association of Townships	288	10.4%	30
<b>Total for Entity</b>	<b>\$288</b>		<b>\$30</b>
<b>Spruce Hill Township (Douglas)</b>			
Minnesota Association of Townships	482	10.4%	50
<b>Total for Entity</b>	<b>\$482</b>		<b>\$50</b>
<b>Spruce Township (Roseau)</b>			
Minnesota Association of Townships	513	10.4%	53
<b>Total for Entity</b>	<b>\$513</b>		<b>\$53</b>
<b>Spruce Valley Township (Marshall)</b>			
Minnesota Association of Townships	345	10.4%	36
<b>Total for Entity</b>	<b>\$345</b>		<b>\$36</b>
<b>Stafford Township (Roseau)</b>			
Minnesota Association of Townships	426	10.4%	44
<b>Total for Entity</b>	<b>\$426</b>		<b>\$44</b>
<b>Stanchfield Township (Isanti)</b>			
Minnesota Association of Townships	808	10.4%	84
<b>Total for Entity</b>	<b>\$808</b>		<b>\$84</b>
<b>Stanford Township (Isanti)</b>			
Minnesota Association of Townships	1,153	10.4%	120
<b>Total for Entity</b>	<b>\$1,153</b>		<b>\$120</b>
<b>Stanley Township (Lyon)</b>			
Minnesota Association of Townships	339	10.4%	35
<b>Total for Entity</b>	<b>\$339</b>		<b>\$35</b>
<b>Stanton Township (Goodhue)</b>			
Minnesota Association of Townships	764	10.4%	79
<b>Total for Entity</b>	<b>\$764</b>		<b>\$79</b>

**Table 5**  
**2019 Lobbying Expenditures Paid With Association Dues**  
**Listed by Entity**

Name of Entity (County) Association Name	Total Local Government Dues	Proportion of Dues Used for Lobbying	Total Dues Used for Lobbying
<b>Staples Township (Todd)</b>			
Minnesota Association of Townships	531	10.4%	55
<b>Total for Entity</b>	<b>\$531</b>		<b>\$55</b>
<b>Star Lake Township (Otter Tail)</b>			
Minnesota Association of Townships	475	10.4%	49
<b>Total for Entity</b>	<b>\$475</b>		<b>\$49</b>
<b>Star Township (Pennington)</b>			
Minnesota Association of Townships	305	10.4%	32
<b>Total for Entity</b>	<b>\$305</b>		<b>\$32</b>
<b>Stark Township (Brown)</b>			
Minnesota Association of Townships	445	10.4%	46
<b>Total for Entity</b>	<b>\$445</b>		<b>\$46</b>
<b>Stately Township (Brown)</b>			
Minnesota Association of Townships	320	10.4%	33
<b>Total for Entity</b>	<b>\$320</b>		<b>\$33</b>
<b>Steamboat River Township (Hubbard)</b>			
Minnesota Association of Townships	310	10.4%	32
<b>Total for Entity</b>	<b>\$310</b>		<b>\$32</b>
<b>Stearns County</b>			
Association of Minnesota Counties	45,239	13.5%	6,107
Greater Minnesota Parks and Trails	450	68.3%	307
Minnesota Inter-County Association	39,259	36.0%	14,133
<b>Total for Entity</b>	<b>\$84,948</b>		<b>\$20,547</b>
<b>Stearns Soil and Water Conservation District</b>			
Minnesota Association of Soil and Water Conservation Districts	4,848	16.1%	781
<b>Total for Entity</b>	<b>\$4,848</b>		<b>\$781</b>
<b>Steele County</b>			
Association of Minnesota Counties	20,417	13.5%	2,756
Highway 14 Partnership	2,500	88.3%	2,208
<b>Total for Entity</b>	<b>\$22,917</b>		<b>\$4,964</b>

**Table 5**  
**2019 Lobbying Expenditures Paid With Association Dues**  
**Listed by Entity**

Name of Entity (County) Association Name	Total Local Government Dues	Proportion of Dues Used for Lobbying	Total Dues Used for Lobbying
<b>Steele County Soil and Water Conservation District</b>			
Minnesota Association of Soil and Water Conservation Districts	3,926	16.1%	632
<b>Total for Entity</b>	<b>\$3,926</b>		<b>\$632</b>
<b>Steenerson Township (Beltrami)</b>			
Minnesota Association of Townships	276	10.4%	29
<b>Total for Entity</b>	<b>\$276</b>		<b>\$29</b>
<b>Sterling Township (Blue Earth)</b>			
Minnesota Association of Townships	423	10.4%	44
<b>Total for Entity</b>	<b>\$423</b>		<b>\$44</b>
<b>Stevens County</b>			
Association of Minnesota Counties	9,598	13.5%	1,296
Minnesota Rural Counties Caucus	2,200	41.0%	902
<b>Total for Entity</b>	<b>\$11,798</b>		<b>\$2,198</b>
<b>Stevens Soil and Water Conservation District</b>			
Minnesota Association of Soil and Water Conservation Districts	2,769	16.1%	446
<b>Total for Entity</b>	<b>\$2,769</b>		<b>\$446</b>
<b>Stevens Township (Stevens)</b>			
Minnesota Association of Townships	293	10.4%	30
<b>Total for Entity</b>	<b>\$293</b>		<b>\$30</b>
<b>Stillwater Township (Washington)</b>			
League of Minnesota Cities	2,246	10.6%	238
Minnesota Association of Townships	1,030	10.4%	107
<b>Total for Entity</b>	<b>\$3,276</b>		<b>\$345</b>
<b>Stockholm Township (Wright)</b>			
Minnesota Association of Townships	733	10.4%	76
<b>Total for Entity</b>	<b>\$733</b>		<b>\$76</b>
<b>Stokes Township (Itasca)</b>			
Minnesota Association of Townships	341	10.4%	35
<b>Total for Entity</b>	<b>\$341</b>		<b>\$35</b>



**Table 5**  
**2019 Lobbying Expenditures Paid With Association Dues**  
**Listed by Entity**

Name of Entity (County) Association Name	Total Local Government Dues	Proportion of Dues Used for Lobbying	Total Dues Used for Lobbying
<b>Stokes Township (Roseau)</b>			
Minnesota Association of Townships	337	10.4%	35
<b>Total for Entity</b>	<b>\$337</b>		<b>\$35</b>
<b>Stoneham Township (Chippewa)</b>			
Minnesota Association of Townships	346	10.4%	36
<b>Total for Entity</b>	<b>\$346</b>		<b>\$36</b>
<b>Stoney Brook Township (Saint Louis)</b>			
Minnesota Association of Townships	447	10.4%	46
<b>Total for Entity</b>	<b>\$447</b>		<b>\$46</b>
<b>Stony Brook Township (Grant)</b>			
Minnesota Association of Townships	315	10.4%	33
<b>Total for Entity</b>	<b>\$315</b>		<b>\$33</b>
<b>Stony River Township (Lake)</b>			
Minnesota Association of Townships	319	10.4%	33
<b>Total for Entity</b>	<b>\$319</b>		<b>\$33</b>
<b>Stony Run Township (Yellow Medicine)</b>			
Minnesota Association of Townships	473	10.4%	49
<b>Total for Entity</b>	<b>\$473</b>		<b>\$49</b>
<b>Storden Township (Cottonwood)</b>			
Minnesota Association of Townships	319	10.4%	33
<b>Total for Entity</b>	<b>\$319</b>		<b>\$33</b>
<b>Stowe Prairie Township (Todd)</b>			
Minnesota Association of Townships	481	10.4%	50
<b>Total for Entity</b>	<b>\$481</b>		<b>\$50</b>
<b>Straight River Township (Hubbard)</b>			
Minnesota Association of Townships	580	10.4%	60
<b>Total for Entity</b>	<b>\$580</b>		<b>\$60</b>
<b>Strand Township (Norman)</b>			
Minnesota Association of Townships	304	10.4%	32
<b>Total for Entity</b>	<b>\$304</b>		<b>\$32</b>

**Table 5**  
**2019 Lobbying Expenditures Paid With Association Dues**  
**Listed by Entity**

Name of Entity (County) Association Name	Total Local Government Dues	Proportion of Dues Used for Lobbying	Total Dues Used for Lobbying
<b>Sturgeon Lake Township (Pine)</b>			
Minnesota Association of Townships	497	10.4%	52
<b>Total for Entity</b>	<b>\$497</b>		<b>\$52</b>
<b>Sturgeon Township (Saint Louis)</b>			
Minnesota Association of Townships	310	10.4%	32
<b>Total for Entity</b>	<b>\$310</b>		<b>\$32</b>
<b>Sugar Bush Township (Becker)</b>			
Minnesota Association of Townships	505	10.4%	53
<b>Total for Entity</b>	<b>\$505</b>		<b>\$53</b>
<b>Sugar Bush Township (Beltrami)</b>			
Minnesota Association of Townships	345	10.4%	36
<b>Total for Entity</b>	<b>\$345</b>		<b>\$36</b>
<b>Sullivan Township (Polk)</b>			
Minnesota Association of Townships	324	10.4%	34
<b>Total for Entity</b>	<b>\$324</b>		<b>\$34</b>
<b>Summit Lake Township (Nobles)</b>			
Minnesota Association of Townships	448	10.4%	47
<b>Total for Entity</b>	<b>\$448</b>		<b>\$47</b>
<b>Summit Township (Beltrami)</b>			
Minnesota Association of Townships	421	10.4%	44
<b>Total for Entity</b>	<b>\$421</b>		<b>\$44</b>
<b>Summit Township (Steele)</b>			
Minnesota Association of Townships	488	10.4%	51
<b>Total for Entity</b>	<b>\$488</b>		<b>\$51</b>
<b>Sumner Township (Fillmore)</b>			
Minnesota Association of Townships	486	10.4%	51
<b>Total for Entity</b>	<b>\$486</b>		<b>\$51</b>
<b>Sumter Township (McLeod)</b>			
Minnesota Association of Townships	502	10.4%	52
<b>Total for Entity</b>	<b>\$502</b>		<b>\$52</b>

**Table 5**  
**2019 Lobbying Expenditures Paid With Association Dues**  
**Listed by Entity**

Name of Entity (County) Association Name	Total Local Government Dues	Proportion of Dues Used for Lobbying	Total Dues Used for Lobbying
<b>Sundal Township (Norman)</b>			
Minnesota Association of Townships	320	10.4%	33
<b>Total for Entity</b>	<b>\$320</b>		<b>\$33</b>
<b>Sundown Township (Redwood)</b>			
Minnesota Association of Townships	320	10.4%	33
<b>Total for Entity</b>	<b>\$320</b>		<b>\$33</b>
<b>Sunnyside Township (Wilkin)</b>			
Minnesota Association of Townships	312	10.4%	32
<b>Total for Entity</b>	<b>\$312</b>		<b>\$32</b>
<b>Sunrise Township (Chisago)</b>			
Minnesota Association of Townships	1,065	10.4%	111
<b>Total for Entity</b>	<b>\$1,065</b>		<b>\$111</b>
<b>Svea Township (Kittson)</b>			
Minnesota Association of Townships	284	10.4%	30
<b>Total for Entity</b>	<b>\$284</b>		<b>\$30</b>
<b>Sverdrup Township (Otter Tail)</b>			
Minnesota Association of Townships	539	10.4%	56
<b>Total for Entity</b>	<b>\$539</b>		<b>\$56</b>
<b>Swan Lake Township (Stevens)</b>			
Minnesota Association of Townships	330	10.4%	34
<b>Total for Entity</b>	<b>\$330</b>		<b>\$34</b>
<b>Swan River Township (Morrison)</b>			
Minnesota Association of Townships	585	10.4%	61
<b>Total for Entity</b>	<b>\$585</b>		<b>\$61</b>
<b>Swanville Township (Morrison)</b>			
Minnesota Association of Townships	512	10.4%	53
<b>Total for Entity</b>	<b>\$512</b>		<b>\$53</b>
<b>Swede Grove Township (Meeker)</b>			
Minnesota Association of Townships	467	10.4%	49
<b>Total for Entity</b>	<b>\$467</b>		<b>\$49</b>

**Table 5**  
**2019 Lobbying Expenditures Paid With Association Dues**  
**Listed by Entity**

Name of Entity (County) Association Name	Total Local Government Dues	Proportion of Dues Used for Lobbying	Total Dues Used for Lobbying
<b>Swede Prairie Township (Yellow Medicine)</b>			
Minnesota Association of Townships	322	10.4%	33
<b>Total for Entity</b>	<b>\$322</b>		<b>\$33</b>
<b>Swedes Forest Township (Redwood)</b>			
Minnesota Association of Townships	304	10.4%	32
<b>Total for Entity</b>	<b>\$304</b>		<b>\$32</b>
<b>Sweet Township (Pipestone)</b>			
Minnesota Association of Townships	437	10.4%	45
<b>Total for Entity</b>	<b>\$437</b>		<b>\$45</b>
<b>Swenoda Township (Swift)</b>			
Minnesota Association of Townships	309	10.4%	32
<b>Total for Entity</b>	<b>\$309</b>		<b>\$32</b>
<b>Swift County</b>			
Association of Minnesota Counties	10,718	13.5%	1,447
Greater Minnesota Parks and Trails	225	68.3%	154
<b>Total for Entity</b>	<b>\$10,943</b>		<b>\$1,601</b>
<b>Swift Soil and Water Conservation District</b>			
Minnesota Association of Soil and Water Conservation Districts	2,901	16.1%	467
<b>Total for Entity</b>	<b>\$2,901</b>		<b>\$467</b>
<b>Sylvan Township (Cass)</b>			
Minnesota Association of Townships	1,327	10.4%	138
<b>Total for Entity</b>	<b>\$1,327</b>		<b>\$138</b>
<b>Synnes Township (Stevens)</b>			
Minnesota Association of Townships	304	10.4%	32
<b>Total for Entity</b>	<b>\$304</b>		<b>\$32</b>
<b>Tabor Township (Polk)</b>			
Minnesota Association of Townships	302	10.4%	31
<b>Total for Entity</b>	<b>\$302</b>		<b>\$31</b>
<b>Tamarac Township (Marshall)</b>			
Minnesota Association of Townships	293	10.4%	30
<b>Total for Entity</b>	<b>\$293</b>		<b>\$30</b>

**Table 5**  
**2019 Lobbying Expenditures Paid With Association Dues**  
**Listed by Entity**

Name of Entity (County) Association Name	Total Local Government Dues	Proportion of Dues Used for Lobbying	Total Dues Used for Lobbying
<b>Tanberg Township (Wilkin)</b>			
Minnesota Association of Townships	290	10.4%	30
<b>Total for Entity</b>	<b>\$290</b>		<b>\$30</b>
<b>Tansem Township (Clay)</b>			
Minnesota Association of Townships	422	10.4%	44
<b>Total for Entity</b>	<b>\$422</b>		<b>\$44</b>
<b>Tara Township (Swift)</b>			
Minnesota Association of Townships	295	10.4%	31
<b>Total for Entity</b>	<b>\$295</b>		<b>\$31</b>
<b>Tara Township (Traverse)</b>			
Minnesota Association of Townships	295	10.4%	31
<b>Total for Entity</b>	<b>\$295</b>		<b>\$31</b>
<b>Taylor Township (Beltrami)</b>			
Minnesota Association of Townships	301	10.4%	31
<b>Total for Entity</b>	<b>\$301</b>		<b>\$31</b>
<b>Taylor Township (Traverse)</b>			
Minnesota Association of Townships	302	10.4%	31
<b>Total for Entity</b>	<b>\$302</b>		<b>\$31</b>
<b>Tegner Township (Kittson)</b>			
Minnesota Association of Townships	282	10.4%	29
<b>Total for Entity</b>	<b>\$282</b>		<b>\$29</b>
<b>Teien Township (Kittson)</b>			
Minnesota Association of Townships	288	10.4%	30
<b>Total for Entity</b>	<b>\$288</b>		<b>\$30</b>
<b>Ten Lake Township (Beltrami)</b>			
Minnesota Association of Townships	754	10.4%	78
<b>Total for Entity</b>	<b>\$754</b>		<b>\$78</b>
<b>Ten Mile Lake Township (Lac qui Parle)</b>			
Minnesota Association of Townships	311	10.4%	32
<b>Total for Entity</b>	<b>\$311</b>		<b>\$32</b>

**Table 5**  
**2019 Lobbying Expenditures Paid With Association Dues**  
**Listed by Entity**

Name of Entity (County) Association Name	Total Local Government Dues	Proportion of Dues Used for Lobbying	Total Dues Used for Lobbying
<b>Tenhassen Township (Martin)</b>			
Minnesota Association of Townships	347	10.4%	36
<b>Total for Entity</b>	<b>\$347</b>		<b>\$36</b>
<b>Terrebonne Township (Red Lake)</b>			
Minnesota Association of Townships	320	10.4%	33
<b>Total for Entity</b>	<b>\$320</b>		<b>\$33</b>
<b>Thief Lake Township (Marshall)</b>			
Minnesota Association of Townships	282	10.4%	29
<b>Total for Entity</b>	<b>\$282</b>		<b>\$29</b>
<b>Third River Township (Itasca)</b>			
Minnesota Association of Townships	287	10.4%	30
<b>Total for Entity</b>	<b>\$287</b>		<b>\$30</b>
<b>Thomastown Township (Wadena)</b>			
Minnesota Association of Townships	603	10.4%	63
<b>Total for Entity</b>	<b>\$603</b>		<b>\$63</b>
<b>Thompson Township (Kittson)</b>			
Minnesota Association of Townships	315	10.4%	33
<b>Total for Entity</b>	<b>\$315</b>		<b>\$33</b>
<b>Thomson Township (Carlton)</b>			
League of Minnesota Cities	5,678	10.6%	602
Minnesota Association of Townships	2,055	10.4%	214
<b>Total for Entity</b>	<b>\$7,733</b>		<b>\$816</b>
<b>Thorpe Township (Hubbard)</b>			
Minnesota Association of Townships	287	10.4%	30
<b>Total for Entity</b>	<b>\$287</b>		<b>\$30</b>
<b>Three Lakes Township (Redwood)</b>			
Minnesota Association of Townships	325	10.4%	34
<b>Total for Entity</b>	<b>\$325</b>		<b>\$34</b>
<b>Three Rivers Park District</b>			
League of Minnesota Cities	1,954	10.6%	207
<b>Total for Entity</b>	<b>\$1,954</b>		<b>\$207</b>

**Table 5**  
**2019 Lobbying Expenditures Paid With Association Dues**  
**Listed by Entity**

Name of Entity (County) Association Name	Total Local Government Dues	Proportion of Dues Used for Lobbying	Total Dues Used for Lobbying
<b>Thunder Lake Township (Cass)</b>			
Minnesota Association of Townships	434	10.4%	45
<b>Total for Entity</b>	<b>\$434</b>		<b>\$45</b>
<b>Timothy Township (Crow Wing)</b>			
Minnesota Association of Townships	324	10.4%	34
<b>Total for Entity</b>	<b>\$324</b>		<b>\$34</b>
<b>Tintah Township (Traverse)</b>			
Minnesota Association of Townships	280	10.4%	29
<b>Total for Entity</b>	<b>\$280</b>		<b>\$29</b>
<b>Toad Lake Township (Becker)</b>			
Minnesota Association of Townships	512	10.4%	53
<b>Total for Entity</b>	<b>\$512</b>		<b>\$53</b>
<b>Todd County</b>			
Association of Minnesota Counties	15,493	13.5%	2,092
Minnesota Rural Counties Caucus	2,500	41.0%	1,025
<b>Total for Entity</b>	<b>\$17,993</b>		<b>\$3,117</b>
<b>Todd Soil and Water Conservation District</b>			
Minnesota Association of Soil and Water Conservation Districts	3,410	16.1%	549
<b>Total for Entity</b>	<b>\$3,410</b>		<b>\$549</b>
<b>Todd Township (Hubbard)</b>			
Minnesota Association of Townships	857	10.4%	89
<b>Total for Entity</b>	<b>\$857</b>		<b>\$89</b>
<b>Tofte Township (Cook)</b>			
Minnesota Association of Townships	426	10.4%	44
<b>Total for Entity</b>	<b>\$426</b>		<b>\$44</b>
<b>Toivola Township (Saint Louis)</b>			
Minnesota Association of Townships	324	10.4%	34
<b>Total for Entity</b>	<b>\$324</b>		<b>\$34</b>
<b>Toqua Township (Big Stone)</b>			
Minnesota Association of Townships	287	10.4%	30
<b>Total for Entity</b>	<b>\$287</b>		<b>\$30</b>

**Table 5**  
**2019 Lobbying Expenditures Paid With Association Dues**  
**Listed by Entity**

Name of Entity (County) Association Name	Total Local Government Dues	Proportion of Dues Used for Lobbying	Total Dues Used for Lobbying
<b>Tordenskjold Township (Otter Tail)</b>			
Minnesota Association of Townships	512	10.4%	53
<b>Total for Entity</b>	<b>\$512</b>		<b>\$53</b>
<b>Torning Township (Swift)</b>			
Minnesota Association of Townships	472	10.4%	49
<b>Total for Entity</b>	<b>\$472</b>		<b>\$49</b>
<b>Torrey Township (Cass)</b>			
Minnesota Association of Townships	325	10.4%	34
<b>Total for Entity</b>	<b>\$325</b>		<b>\$34</b>
<b>Transit Township (Sibley)</b>			
Minnesota Association of Townships	421	10.4%	44
<b>Total for Entity</b>	<b>\$421</b>		<b>\$44</b>
<b>Traverse County</b>			
Association of Minnesota Counties	4,779	13.5%	645
Minnesota Rural Counties Caucus	2,200	41.0%	902
<b>Total for Entity</b>	<b>\$6,979</b>		<b>\$1,547</b>
<b>Traverse Soil and Water Conservation District</b>			
Minnesota Association of Soil and Water Conservation Districts	2,350	16.1%	378
<b>Total for Entity</b>	<b>\$2,350</b>		<b>\$378</b>
<b>Traverse Township (Nicollet)</b>			
Minnesota Association of Townships	449	10.4%	47
<b>Total for Entity</b>	<b>\$449</b>		<b>\$47</b>
<b>Trelipe Township (Cass)</b>			
Minnesota Association of Townships	316	10.4%	33
<b>Total for Entity</b>	<b>\$316</b>		<b>\$33</b>
<b>Trondhjem Township (Otter Tail)</b>			
Minnesota Association of Townships	332	10.4%	35
<b>Total for Entity</b>	<b>\$332</b>		<b>\$35</b>
<b>Trout Lake Township (Itasca)</b>			
Minnesota Association of Townships	761	10.4%	79
<b>Total for Entity</b>	<b>\$761</b>		<b>\$79</b>



**Table 5**  
**2019 Lobbying Expenditures Paid With Association Dues**  
**Listed by Entity**

Name of Entity (County) Association Name	Total Local Government Dues	Proportion of Dues Used for Lobbying	Total Dues Used for Lobbying
<b>Troy Township (Pipestone)</b>			
Minnesota Association of Townships	433	10.4%	45
<b>Total for Entity</b>	<b>\$433</b>		<b>\$45</b>
<b>Troy Township (Renville)</b>			
Minnesota Association of Townships	425	10.4%	44
<b>Total for Entity</b>	<b>\$425</b>		<b>\$44</b>
<b>Tumuli Township (Otter Tail)</b>			
Minnesota Association of Townships	479	10.4%	50
<b>Total for Entity</b>	<b>\$479</b>		<b>\$50</b>
<b>Tunsberg Township (Chippewa)</b>			
Minnesota Association of Townships	334	10.4%	35
<b>Total for Entity</b>	<b>\$334</b>		<b>\$35</b>
<b>Turner Township (Aitkin)</b>			
Minnesota Association of Townships	337	10.4%	35
<b>Total for Entity</b>	<b>\$337</b>		<b>\$35</b>
<b>Turtle Creek Township (Todd)</b>			
Minnesota Association of Townships	428	10.4%	45
<b>Total for Entity</b>	<b>\$428</b>		<b>\$45</b>
<b>Turtle Creek Watershed District</b>			
Minnesota Association of Watershed Districts	2,613	37.6%	982
<b>Total for Entity</b>	<b>\$2,613</b>		<b>\$982</b>
<b>Turtle Lake Township (Beltrami)</b>			
Minnesota Association of Townships	797	10.4%	83
<b>Total for Entity</b>	<b>\$797</b>		<b>\$83</b>
<b>Turtle Lake Township (Cass)</b>			
Minnesota Association of Townships	562	10.4%	58
<b>Total for Entity</b>	<b>\$562</b>		<b>\$58</b>
<b>Turtle River Township (Beltrami)</b>			
Minnesota Association of Townships	768	10.4%	80
<b>Total for Entity</b>	<b>\$768</b>		<b>\$80</b>

**Table 5**  
**2019 Lobbying Expenditures Paid With Association Dues**  
**Listed by Entity**

Name of Entity (County) Association Name	Total Local Government Dues	Proportion of Dues Used for Lobbying	Total Dues Used for Lobbying
<b>Twin Lakes Township (Carlton)</b>			
Minnesota Association of Townships	1,086	10.4%	113
<b>Total for Entity</b>	<b>\$1,086</b>		<b>\$113</b>
<b>Twin Lakes Township (Mahnomen)</b>			
Minnesota Association of Townships	612	10.4%	64
<b>Total for Entity</b>	<b>\$612</b>		<b>\$64</b>
<b>Two Inlets Township (Becker)</b>			
Minnesota Association of Townships	343	10.4%	36
<b>Total for Entity</b>	<b>\$343</b>		<b>\$36</b>
<b>Two Rivers Township (Morrison)</b>			
Minnesota Association of Townships	565	10.4%	59
<b>Total for Entity</b>	<b>\$565</b>		<b>\$59</b>
<b>Two Rivers Watershed District</b>			
Minnesota Association of Watershed Districts	3,611	37.6%	1,358
<b>Total for Entity</b>	<b>\$3,611</b>		<b>\$1,358</b>
<b>Tynsid Township (Polk)</b>			
Minnesota Association of Townships	292	10.4%	30
<b>Total for Entity</b>	<b>\$292</b>		<b>\$30</b>
<b>Tyro Township (Yellow Medicine)</b>			
Minnesota Association of Townships	323	10.4%	34
<b>Total for Entity</b>	<b>\$323</b>		<b>\$34</b>
<b>Tyrone Township (Le Sueur)</b>			
Minnesota Association of Townships	519	10.4%	54
<b>Total for Entity</b>	<b>\$519</b>		<b>\$54</b>
<b>Udolpho Township (Mower)</b>			
Minnesota Association of Townships	486	10.4%	51
<b>Total for Entity</b>	<b>\$486</b>		<b>\$51</b>
<b>Ulen Township (Clay)</b>			
Minnesota Association of Townships	324	10.4%	34
<b>Total for Entity</b>	<b>\$324</b>		<b>\$34</b>

**Table 5**  
**2019 Lobbying Expenditures Paid With Association Dues**  
**Listed by Entity**

Name of Entity (County) Association Name	Total Local Government Dues	Proportion of Dues Used for Lobbying	Total Dues Used for Lobbying
<b>Underwood Township (Redwood)</b>			
Minnesota Association of Townships	325	10.4%	34
<b>Total for Entity</b>	<b>\$325</b>		<b>\$34</b>
<b>Union Grove Township (Meeker)</b>			
Minnesota Association of Townships	541	10.4%	56
<b>Total for Entity</b>	<b>\$541</b>		<b>\$56</b>
<b>Union Township (Houston)</b>			
Minnesota Association of Townships	460	10.4%	48
<b>Total for Entity</b>	<b>\$460</b>		<b>\$48</b>
<b>Upper Minnesota River Watershed District</b>			
League of Minnesota Cities	1,954	10.6%	207
Minnesota Association of Watershed Districts	2,996	37.6%	1,126
<b>Total for Entity</b>	<b>\$4,950</b>		<b>\$1,333</b>
<b>Urness Township (Douglas)</b>			
Minnesota Association of Townships	420	10.4%	44
<b>Total for Entity</b>	<b>\$420</b>		<b>\$44</b>
<b>Utica Township (Winona)</b>			
Minnesota Association of Townships	533	10.4%	55
<b>Total for Entity</b>	<b>\$533</b>		<b>\$55</b>
<b>Vadnais Lake Area Water Management Organization</b>			
Minnesota Association of Watershed Districts	500	37.6%	188
<b>Total for Entity</b>	<b>\$500</b>		<b>\$188</b>
<b>Vail Township (Redwood)</b>			
Minnesota Association of Townships	339	10.4%	35
<b>Total for Entity</b>	<b>\$339</b>		<b>\$35</b>
<b>Vallers Township (Lyon)</b>			
Minnesota Association of Townships	333	10.4%	35
<b>Total for Entity</b>	<b>\$333</b>		<b>\$35</b>
<b>Valley Branch Watershed District</b>			
Minnesota Association of Watershed Districts	7,500	37.6%	2,820
<b>Total for Entity</b>	<b>\$7,500</b>		<b>\$2,820</b>

**Table 5**  
**2019 Lobbying Expenditures Paid With Association Dues**  
**Listed by Entity**

Name of Entity (County) Association Name	Total Local Government Dues	Proportion of Dues Used for Lobbying	Total Dues Used for Lobbying
<b>Valley Township (Marshall)</b>			
Minnesota Association of Townships	315	10.4%	33
<b>Total for Entity</b>	<b>\$315</b>		<b>\$33</b>
<b>Van Buren Township (Saint Louis)</b>			
Minnesota Association of Townships	327	10.4%	34
<b>Total for Entity</b>	<b>\$327</b>		<b>\$34</b>
<b>Vasa Township (Goodhue)</b>			
Minnesota Association of Townships	630	10.4%	66
<b>Total for Entity</b>	<b>\$630</b>		<b>\$66</b>
<b>Vega Township (Marshall)</b>			
Minnesota Association of Townships	307	10.4%	32
<b>Total for Entity</b>	<b>\$307</b>		<b>\$32</b>
<b>Veldt Township (Marshall)</b>			
Minnesota Association of Townships	282	10.4%	29
<b>Total for Entity</b>	<b>\$282</b>		<b>\$29</b>
<b>Verdi Township (Lincoln)</b>			
Minnesota Association of Townships	328	10.4%	34
<b>Total for Entity</b>	<b>\$328</b>		<b>\$34</b>
<b>Verdon Township (Aitkin)</b>			
Minnesota Association of Townships	282	10.4%	29
<b>Total for Entity</b>	<b>\$282</b>		<b>\$29</b>
<b>Vermilion Lake Township (Saint Louis)</b>			
Minnesota Association of Townships	429	10.4%	45
<b>Total for Entity</b>	<b>\$429</b>		<b>\$45</b>
<b>Vermillion Township (Dakota)</b>			
Minnesota Association of Townships	805	10.4%	84
<b>Total for Entity</b>	<b>\$805</b>		<b>\$84</b>
<b>Vernon Center Township (Blue Earth)</b>			
Minnesota Association of Townships	348	10.4%	36
<b>Total for Entity</b>	<b>\$348</b>		<b>\$36</b>

**Table 5**  
**2019 Lobbying Expenditures Paid With Association Dues**  
**Listed by Entity**

Name of Entity (County) Association Name	Total Local Government Dues	Proportion of Dues Used for Lobbying	Total Dues Used for Lobbying
<b>Vernon Township (Dodge)</b>			
Minnesota Association of Townships	560	10.4%	58
<b>Total for Entity</b>	<b>\$560</b>		<b>\$58</b>
<b>Verona Township (Faribault)</b>			
Minnesota Association of Townships	445	10.4%	46
<b>Total for Entity</b>	<b>\$445</b>		<b>\$46</b>
<b>Vesta Township (Redwood)</b>			
Minnesota Association of Townships	326	10.4%	34
<b>Total for Entity</b>	<b>\$326</b>		<b>\$34</b>
<b>Victor Township (Wright)</b>			
Minnesota Association of Townships	758	10.4%	79
<b>Total for Entity</b>	<b>\$758</b>		<b>\$79</b>
<b>Viding Township (Clay)</b>			
Minnesota Association of Townships	305	10.4%	32
<b>Total for Entity</b>	<b>\$305</b>		<b>\$32</b>
<b>Vienna Township (Rock)</b>			
Minnesota Association of Townships	315	10.4%	33
<b>Total for Entity</b>	<b>\$315</b>		<b>\$33</b>
<b>Viking Township (Marshall)</b>			
Minnesota Association of Townships	319	10.4%	33
<b>Total for Entity</b>	<b>\$319</b>		<b>\$33</b>
<b>Villard Township (Todd)</b>			
Minnesota Association of Townships	547	10.4%	57
<b>Total for Entity</b>	<b>\$547</b>		<b>\$57</b>
<b>Vineland Township (Polk)</b>			
Minnesota Association of Townships	299	10.4%	31
<b>Total for Entity</b>	<b>\$299</b>		<b>\$31</b>
<b>Viola Township (Olmsted)</b>			
Minnesota Association of Townships	535	10.4%	56
<b>Total for Entity</b>	<b>\$535</b>		<b>\$56</b>

**Table 5**  
**2019 Lobbying Expenditures Paid With Association Dues**  
**Listed by Entity**

Name of Entity (County) Association Name	Total Local Government Dues	Proportion of Dues Used for Lobbying	Total Dues Used for Lobbying
<b>Vivian Township (Waseca)</b>			
Minnesota Association of Townships	420	10.4%	44
<b>Total for Entity</b>	<b>\$420</b>		<b>\$44</b>
<b>Waasa Township (Saint Louis)</b>			
Minnesota Association of Townships	345	10.4%	36
<b>Total for Entity</b>	<b>\$345</b>		<b>\$36</b>
<b>Wabana Township (Itasca)</b>			
Minnesota Association of Townships	511	10.4%	53
<b>Total for Entity</b>	<b>\$511</b>		<b>\$53</b>
<b>Wabasha County</b>			
Association of Minnesota Counties	15,103	13.5%	2,039
<b>Total for Entity</b>	<b>\$15,103</b>		<b>\$2,039</b>
<b>Wabasha Soil and Water Conservation District</b>			
Minnesota Association of Soil and Water Conservation Districts	3,371	16.1%	543
<b>Total for Entity</b>	<b>\$3,371</b>		<b>\$543</b>
<b>Wabedo Township (Cass)</b>			
Minnesota Association of Townships	453	10.4%	47
<b>Total for Entity</b>	<b>\$453</b>		<b>\$47</b>
<b>Waconia Township (Carver)</b>			
Minnesota Association of Townships	789	10.4%	82
<b>Total for Entity</b>	<b>\$789</b>		<b>\$82</b>
<b>Wacouta Township (Goodhue)</b>			
Minnesota Association of Townships	464	10.4%	48
<b>Total for Entity</b>	<b>\$464</b>		<b>\$48</b>
<b>Wadena County</b>			
Association of Minnesota Counties	9,654	13.5%	1,303
Minnesota Rural Counties Caucus	2,300	41.0%	943
<b>Total for Entity</b>	<b>\$11,954</b>		<b>\$2,246</b>
<b>Wadena Soil and Water Conservation District</b>			
Minnesota Association of Soil and Water Conservation Districts	2,794	16.1%	450
<b>Total for Entity</b>	<b>\$2,794</b>		<b>\$450</b>

**Table 5**  
**2019 Lobbying Expenditures Paid With Association Dues**  
**Listed by Entity**

Name of Entity (County) Association Name	Total Local Government Dues	Proportion of Dues Used for Lobbying	Total Dues Used for Lobbying
<b>Wadena Township (Wadena)</b>			
Minnesota Association of Townships	604	10.4%	63
<b>Total for Entity</b>	<b>\$604</b>		<b>\$63</b>
<b>Wagner Township (Aitkin)</b>			
Minnesota Association of Townships	444	10.4%	46
<b>Total for Entity</b>	<b>\$444</b>		<b>\$46</b>
<b>Wakefield Township (Stearns)</b>			
Minnesota Association of Townships	1,324	10.4%	138
<b>Total for Entity</b>	<b>\$1,324</b>		<b>\$138</b>
<b>Walcott Township (Rice)</b>			
Minnesota Association of Townships	654	10.4%	68
<b>Total for Entity</b>	<b>\$654</b>		<b>\$68</b>
<b>Walden Township (Cass)</b>			
Minnesota Association of Townships	502	10.4%	52
<b>Total for Entity</b>	<b>\$502</b>		<b>\$52</b>
<b>Walden Township (Pope)</b>			
Minnesota Association of Townships	321	10.4%	33
<b>Total for Entity</b>	<b>\$321</b>		<b>\$33</b>
<b>Walls Township (Traverse)</b>			
Minnesota Association of Townships	291	10.4%	30
<b>Total for Entity</b>	<b>\$291</b>		<b>\$30</b>
<b>Walnut Lake Township (Faribault)</b>			
Minnesota Association of Townships	329	10.4%	34
<b>Total for Entity</b>	<b>\$329</b>		<b>\$34</b>
<b>Walter Township (Lac qui Parle)</b>			
Minnesota Association of Townships	310	10.4%	32
<b>Total for Entity</b>	<b>\$310</b>		<b>\$32</b>
<b>Waltham Township (Mower)</b>			
Minnesota Association of Townships	445	10.4%	46
<b>Total for Entity</b>	<b>\$445</b>		<b>\$46</b>

**Table 5**  
**2019 Lobbying Expenditures Paid With Association Dues**  
**Listed by Entity**

Name of Entity (County) Association Name	Total Local Government Dues	Proportion of Dues Used for Lobbying	Total Dues Used for Lobbying
<b>Walworth Township (Becker)</b>			
Minnesota Association of Townships	299	10.4%	31
<b>Total for Entity</b>	<b>\$299</b>		<b>\$31</b>
<b>Wanamingo Township (Goodhue)</b>			
Minnesota Association of Townships	484	10.4%	50
<b>Total for Entity</b>	<b>\$484</b>		<b>\$50</b>
<b>Wang Township (Renville)</b>			
Minnesota Association of Townships	345	10.4%	36
<b>Total for Entity</b>	<b>\$345</b>		<b>\$36</b>
<b>Wanger Township (Marshall)</b>			
Minnesota Association of Townships	290	10.4%	30
<b>Total for Entity</b>	<b>\$290</b>		<b>\$30</b>
<b>Ward Township (Todd)</b>			
Minnesota Association of Townships	481	10.4%	50
<b>Total for Entity</b>	<b>\$481</b>		<b>\$50</b>
<b>Warren Township (Winona)</b>			
Minnesota Association of Townships	545	10.4%	57
<b>Total for Entity</b>	<b>\$545</b>		<b>\$57</b>
<b>Warrenton Township (Marshall)</b>			
Minnesota Association of Townships	298	10.4%	31
<b>Total for Entity</b>	<b>\$298</b>		<b>\$31</b>
<b>Warroad Watershed District</b>			
Minnesota Association of Watershed Districts	764	37.6%	287
<b>Total for Entity</b>	<b>\$764</b>		<b>\$287</b>
<b>Warsaw Township (Goodhue)</b>			
Minnesota Association of Townships	536	10.4%	56
<b>Total for Entity</b>	<b>\$536</b>		<b>\$56</b>
<b>Warsaw Township (Rice)</b>			
Minnesota Association of Townships	843	10.4%	88
<b>Total for Entity</b>	<b>\$843</b>		<b>\$88</b>



**Table 5**  
**2019 Lobbying Expenditures Paid With Association Dues**  
**Listed by Entity**

Name of Entity (County) Association Name	Total Local Government Dues	Proportion of Dues Used for Lobbying	Total Dues Used for Lobbying
<b>Waseca County</b>			
Association of Minnesota Counties	14,111	13.5%	1,905
<b>Total for Entity</b>	<b>\$14,111</b>		<b>\$1,905</b>
<b>Waseca Soil and Water Conservation District</b>			
Minnesota Association of Soil and Water Conservation Districts	3,270	16.1%	526
<b>Total for Entity</b>	<b>\$3,270</b>		<b>\$526</b>
<b>Washington County</b>			
Association of Minnesota Counties	60,144	13.5%	8,119
Minnesota Inter-County Association	62,399	36.0%	22,464
<b>Total for Entity</b>	<b>\$122,543</b>		<b>\$30,583</b>
<b>Washington Lake Township (Sibley)</b>			
Minnesota Association of Townships	492	10.4%	51
<b>Total for Entity</b>	<b>\$492</b>		<b>\$51</b>
<b>Washington Soil and Water Conservation District</b>			
Minnesota Association of Soil and Water Conservation Districts	4,848	16.1%	781
<b>Total for Entity</b>	<b>\$4,848</b>		<b>\$781</b>
<b>Washington Township (Le Sueur)</b>			
Minnesota Association of Townships	570	10.4%	59
<b>Total for Entity</b>	<b>\$570</b>		<b>\$59</b>
<b>Wasioja Township (Dodge)</b>			
Minnesota Association of Townships	632	10.4%	66
<b>Total for Entity</b>	<b>\$632</b>		<b>\$66</b>
<b>Waskish Township (Beltrami)</b>			
Minnesota Association of Townships	309	10.4%	32
<b>Total for Entity</b>	<b>\$309</b>		<b>\$32</b>
<b>Watab Township (Benton)</b>			
Minnesota Association of Townships	1,443	10.4%	150
<b>Total for Entity</b>	<b>\$1,443</b>		<b>\$150</b>
<b>Waterbury Township (Redwood)</b>			
Minnesota Association of Townships	324	10.4%	34
<b>Total for Entity</b>	<b>\$324</b>		<b>\$34</b>

**Table 5**  
**2019 Lobbying Expenditures Paid With Association Dues**  
**Listed by Entity**

Name of Entity (County) Association Name	Total Local Government Dues	Proportion of Dues Used for Lobbying	Total Dues Used for Lobbying
<b>Waterford Township (Dakota)</b>			
Minnesota Association of Townships	502	10.4%	52
<b>Total for Entity</b>	<b>\$502</b>		<b>\$52</b>
<b>Watertown Township (Carver)</b>			
Minnesota Association of Townships	810	10.4%	84
<b>Total for Entity</b>	<b>\$810</b>		<b>\$84</b>
<b>Waterville Township (Le Sueur)</b>			
Minnesota Association of Townships	566	10.4%	59
<b>Total for Entity</b>	<b>\$566</b>		<b>\$59</b>
<b>Watowan County</b>			
Association of Minnesota Counties	10,343	13.5%	1,396
Minnesota Rural Counties Caucus	2,300	41.0%	943
<b>Total for Entity</b>	<b>\$12,643</b>		<b>\$2,339</b>
<b>Watowan Soil and Water Conservation District</b>			
Minnesota Association of Soil and Water Conservation Districts	2,876	16.1%	463
<b>Total for Entity</b>	<b>\$2,876</b>		<b>\$463</b>
<b>Watopa Township (Wabasha)</b>			
Minnesota Association of Townships	345	10.4%	36
<b>Total for Entity</b>	<b>\$345</b>		<b>\$36</b>
<b>Waukenabo Township (Aitkin)</b>			
Minnesota Association of Townships	446	10.4%	46
<b>Total for Entity</b>	<b>\$446</b>		<b>\$46</b>
<b>Waukon Township (Norman)</b>			
Minnesota Association of Townships	301	10.4%	31
<b>Total for Entity</b>	<b>\$301</b>		<b>\$31</b>
<b>Waverly Township (Martin)</b>			
Minnesota Association of Townships	330	10.4%	34
<b>Total for Entity</b>	<b>\$330</b>		<b>\$34</b>
<b>Wawina Township (Itasca)</b>			
Minnesota Association of Townships	293	10.4%	30
<b>Total for Entity</b>	<b>\$293</b>		<b>\$30</b>

**Table 5**  
**2019 Lobbying Expenditures Paid With Association Dues**  
**Listed by Entity**

Name of Entity (County) Association Name	Total Local Government Dues	Proportion of Dues Used for Lobbying	Total Dues Used for Lobbying
<b>Wealthwood Township (Aitkin)</b>			
Minnesota Association of Townships	424	10.4%	44
<b>Total for Entity</b>	<b>\$424</b>		<b>\$44</b>
<b>Webster Township (Rice)</b>			
Minnesota Association of Townships	995	10.4%	103
<b>Total for Entity</b>	<b>\$995</b>		<b>\$103</b>
<b>Weimer Township (Jackson)</b>			
Minnesota Association of Townships	313	10.4%	33
<b>Total for Entity</b>	<b>\$313</b>		<b>\$33</b>
<b>Welch Township (Goodhue)</b>			
Minnesota Association of Townships	576	10.4%	60
<b>Total for Entity</b>	<b>\$576</b>		<b>\$60</b>
<b>Wellington Township (Renville)</b>			
Minnesota Association of Townships	324	10.4%	34
<b>Total for Entity</b>	<b>\$324</b>		<b>\$34</b>
<b>Wells Township (Rice)</b>			
Minnesota Association of Townships	924	10.4%	96
<b>Total for Entity</b>	<b>\$924</b>		<b>\$96</b>
<b>Wergeland Township (Yellow Medicine)</b>			
Minnesota Association of Townships	315	10.4%	33
<b>Total for Entity</b>	<b>\$315</b>		<b>\$33</b>
<b>West Albany Township (Wabasha)</b>			
Minnesota Association of Townships	463	10.4%	48
<b>Total for Entity</b>	<b>\$463</b>		<b>\$48</b>
<b>West Bank Township (Swift)</b>			
Minnesota Association of Townships	317	10.4%	33
<b>Total for Entity</b>	<b>\$317</b>		<b>\$33</b>
<b>West Heron Lake Township (Jackson)</b>			
Minnesota Association of Townships	321	10.4%	33
<b>Total for Entity</b>	<b>\$321</b>		<b>\$33</b>

**Table 5**  
**2019 Lobbying Expenditures Paid With Association Dues**  
**Listed by Entity**

Name of Entity (County) Association Name	Total Local Government Dues	Proportion of Dues Used for Lobbying	Total Dues Used for Lobbying
<b>West Lakeland Township (Washington)</b>			
Minnesota Association of Townships	1,792	10.4%	186
<b>Total for Entity</b>	<b>\$1,792</b>		<b>\$186</b>
<b>West Newton Township (Nicollet)</b>			
Minnesota Association of Townships	471	10.4%	49
<b>Total for Entity</b>	<b>\$471</b>		<b>\$49</b>
<b>West Otter Tail Soil and Water Conservation District</b>			
Minnesota Association of Soil and Water Conservation Districts	3,264	16.1%	526
<b>Total for Entity</b>	<b>\$3,264</b>		<b>\$526</b>
<b>West Polk Soil and Water Conservation District</b>			
Minnesota Association of Soil and Water Conservation Districts	2,799	16.1%	451
<b>Total for Entity</b>	<b>\$2,799</b>		<b>\$451</b>
<b>West Union Township (Todd)</b>			
Minnesota Association of Townships	425	10.4%	44
<b>Total for Entity</b>	<b>\$425</b>		<b>\$44</b>
<b>West Valley Township (Marshall)</b>			
Minnesota Association of Townships	317	10.4%	33
<b>Total for Entity</b>	<b>\$317</b>		<b>\$33</b>
<b>Westbrook Township (Cottonwood)</b>			
Minnesota Association of Townships	333	10.4%	35
<b>Total for Entity</b>	<b>\$333</b>		<b>\$35</b>
<b>Westerheim Township (Lyon)</b>			
Minnesota Association of Townships	344	10.4%	36
<b>Total for Entity</b>	<b>\$344</b>		<b>\$36</b>
<b>Western Lake Superior Sanitary District</b>			
League of Minnesota Cities	1,954	10.6%	207
Minnesota Environmental Science and Economic Review Board	14,100	9.6%	1,354
<b>Total for Entity</b>	<b>\$16,054</b>		<b>\$1,561</b>
<b>Western Township (Otter Tail)</b>			
Minnesota Association of Townships	309	10.4%	32
<b>Total for Entity</b>	<b>\$309</b>		<b>\$32</b>

**Table 5**  
**2019 Lobbying Expenditures Paid With Association Dues**  
**Listed by Entity**

Name of Entity (County) Association Name	Total Local Government Dues	Proportion of Dues Used for Lobbying	Total Dues Used for Lobbying
<b>Westfield Township (Dodge)</b>			
Minnesota Association of Townships	488	10.4%	51
<b>Total for Entity</b>	<b>\$488</b>		<b>\$51</b>
<b>Westford Township (Martin)</b>			
Minnesota Association of Townships	431	10.4%	45
<b>Total for Entity</b>	<b>\$431</b>		<b>\$45</b>
<b>Westline Township (Redwood)</b>			
Minnesota Association of Townships	318	10.4%	33
<b>Total for Entity</b>	<b>\$318</b>		<b>\$33</b>
<b>Westport Township (Pope)</b>			
Minnesota Association of Townships	425	10.4%	44
<b>Total for Entity</b>	<b>\$425</b>		<b>\$44</b>
<b>Westside Township (Nobles)</b>			
Minnesota Association of Townships	336	10.4%	35
<b>Total for Entity</b>	<b>\$336</b>		<b>\$35</b>
<b>Wheatland Township (Rice)</b>			
Minnesota Association of Townships	824	10.4%	86
<b>Total for Entity</b>	<b>\$824</b>		<b>\$86</b>
<b>Wheeling Township (Rice)</b>			
Minnesota Association of Townships	526	10.4%	55
<b>Total for Entity</b>	<b>\$526</b>		<b>\$55</b>
<b>White Bear Lake Conservation District</b>			
League of Minnesota Cities	1,954	10.6%	207
<b>Total for Entity</b>	<b>\$1,954</b>		<b>\$207</b>
<b>White Bear Lake Township (Pope)</b>			
Minnesota Association of Townships	480	10.4%	50
<b>Total for Entity</b>	<b>\$480</b>		<b>\$50</b>
<b>White Bear Township (Ramsey)</b>			
League of Minnesota Cities	10,747	10.6%	1,139
Minnesota Association of Townships	3,914	10.4%	407
<b>Total for Entity</b>	<b>\$14,661</b>		<b>\$1,546</b>

**Table 5**  
**2019 Lobbying Expenditures Paid With Association Dues**  
**Listed by Entity**

Name of Entity (County) Association Name	Total Local Government Dues	Proportion of Dues Used for Lobbying	Total Dues Used for Lobbying
<b>White Earth Township (Becker)</b>			
Minnesota Association of Townships	604	10.4%	63
<b>Total for Entity</b>	<b>\$604</b>		<b>\$63</b>
<b>White Oak Township (Hubbard)</b>			
Minnesota Association of Townships	498	10.4%	52
<b>Total for Entity</b>	<b>\$498</b>		<b>\$52</b>
<b>White Pine Township (Aitkin)</b>			
Minnesota Association of Townships	280	10.4%	29
<b>Total for Entity</b>	<b>\$280</b>		<b>\$29</b>
<b>White Township (Saint Louis)</b>			
League of Minnesota Cities	1,759	10.6%	186
Minnesota Association of Townships	893	10.4%	93
Range Association of Municipalities and Schools	400	72.3%	289
<b>Total for Entity</b>	<b>\$3,052</b>		<b>\$568</b>
<b>Whited Township (Kanabec)</b>			
Minnesota Association of Townships	635	10.4%	66
<b>Total for Entity</b>	<b>\$635</b>		<b>\$66</b>
<b>Whitefield Township (Kandiyohi)</b>			
Minnesota Association of Townships	506	10.4%	53
<b>Total for Entity</b>	<b>\$506</b>		<b>\$53</b>
<b>Whiteford Township (Marshall)</b>			
Minnesota Association of Townships	284	10.4%	30
<b>Total for Entity</b>	<b>\$284</b>		<b>\$30</b>
<b>Whitewater Township (Winona)</b>			
Minnesota Association of Townships	335	10.4%	35
<b>Total for Entity</b>	<b>\$335</b>		<b>\$35</b>
<b>Wild Rice Township (Norman)</b>			
Minnesota Association of Townships	421	10.4%	44
<b>Total for Entity</b>	<b>\$421</b>		<b>\$44</b>

**Table 5**  
**2019 Lobbying Expenditures Paid With Association Dues**  
**Listed by Entity**

Name of Entity (County) Association Name	Total Local Government Dues	Proportion of Dues Used for Lobbying	Total Dues Used for Lobbying
<b>Wild Rice Watershed District</b>			
Minnesota Association of Watershed Districts	7,500	37.6%	2,820
<b>Total for Entity</b>	<b>\$7,500</b>		<b>\$2,820</b>
<b>Wildwood Township (Itasca)</b>			
Minnesota Association of Townships	330	10.4%	34
<b>Total for Entity</b>	<b>\$330</b>		<b>\$34</b>
<b>Wilkin County</b>			
Association of Minnesota Counties	8,920	13.5%	1,204
Minnesota Rural Counties Caucus	2,200	41.0%	902
<b>Total for Entity</b>	<b>\$11,120</b>		<b>\$2,106</b>
<b>Wilkin Soil and Water Conservation District</b>			
Minnesota Association of Soil and Water Conservation Districts	2,710	16.1%	436
<b>Total for Entity</b>	<b>\$2,710</b>		<b>\$436</b>
<b>Wilkinson Township (Cass)</b>			
Minnesota Association of Townships	470	10.4%	49
<b>Total for Entity</b>	<b>\$470</b>		<b>\$49</b>
<b>Williams Township (Aitkin)</b>			
Minnesota Association of Townships	312	10.4%	32
<b>Total for Entity</b>	<b>\$312</b>		<b>\$32</b>
<b>Willmar Township (Kandiyohi)</b>			
Minnesota Association of Townships	506	10.4%	53
<b>Total for Entity</b>	<b>\$506</b>		<b>\$53</b>
<b>Willow Lake Township (Redwood)</b>			
Minnesota Association of Townships	332	10.4%	35
<b>Total for Entity</b>	<b>\$332</b>		<b>\$35</b>
<b>Willow Valley Township (Saint Louis)</b>			
Minnesota Association of Townships	308	10.4%	32
<b>Total for Entity</b>	<b>\$308</b>		<b>\$32</b>
<b>Wilma Township (Pine)</b>			
Minnesota Association of Townships	296	10.4%	31
<b>Total for Entity</b>	<b>\$296</b>		<b>\$31</b>

**Table 5**  
**2019 Lobbying Expenditures Paid With Association Dues**  
**Listed by Entity**

Name of Entity (County) Association Name	Total Local Government Dues	Proportion of Dues Used for Lobbying	Total Dues Used for Lobbying
<b>Wilmington Township (Houston)</b>			
Minnesota Association of Townships	471	10.4%	49
<b>Total for Entity</b>	<b>\$471</b>		<b>\$49</b>
<b>Wilmont Township (Nobles)</b>			
Minnesota Association of Townships	325	10.4%	34
<b>Total for Entity</b>	<b>\$325</b>		<b>\$34</b>
<b>Wilson Township (Cass)</b>			
Minnesota Association of Townships	555	10.4%	58
<b>Total for Entity</b>	<b>\$555</b>		<b>\$58</b>
<b>Wilson Township (Winona)</b>			
Minnesota Association of Townships	769	10.4%	80
<b>Total for Entity</b>	<b>\$769</b>		<b>\$80</b>
<b>Wilton Township (Waseca)</b>			
Minnesota Association of Townships	454	10.4%	47
<b>Total for Entity</b>	<b>\$454</b>		<b>\$47</b>
<b>Winchester Township (Norman)</b>			
Minnesota Association of Townships	286	10.4%	30
<b>Total for Entity</b>	<b>\$286</b>		<b>\$30</b>
<b>Windemere Township (Pine)</b>			
Minnesota Association of Townships	945	10.4%	98
<b>Total for Entity</b>	<b>\$945</b>		<b>\$98</b>
<b>Windom Township (Mower)</b>			
Minnesota Association of Townships	528	10.4%	55
<b>Total for Entity</b>	<b>\$528</b>		<b>\$55</b>
<b>Windsor Township (Traverse)</b>			
Minnesota Association of Townships	290	10.4%	30
<b>Total for Entity</b>	<b>\$290</b>		<b>\$30</b>
<b>Winfield Township (Renville)</b>			
Minnesota Association of Townships	335	10.4%	35
<b>Total for Entity</b>	<b>\$335</b>		<b>\$35</b>



**Table 5**  
**2019 Lobbying Expenditures Paid With Association Dues**  
**Listed by Entity**

Name of Entity (County) Association Name	Total Local Government Dues	Proportion of Dues Used for Lobbying	Total Dues Used for Lobbying
<b>Wing River Township (Wadena)</b>			
Minnesota Association of Townships	482	10.4%	50
<b>Total for Entity</b>	<b>\$482</b>		<b>\$50</b>
<b>Winger Township (Polk)</b>			
Minnesota Association of Townships	332	10.4%	35
<b>Total for Entity</b>	<b>\$332</b>		<b>\$35</b>
<b>Winnebago Township (Faribault)</b>			
Minnesota Association of Townships	328	10.4%	34
<b>Total for Entity</b>	<b>\$328</b>		<b>\$34</b>
<b>Winnebago Township (Houston)</b>			
Minnesota Association of Townships	346	10.4%	36
<b>Total for Entity</b>	<b>\$346</b>		<b>\$36</b>
<b>Winona County</b>			
Association of Minnesota Counties	25,419	13.5%	3,432
Minnesota Inter-County Association	14,337	36.0%	5,161
<b>Total for Entity</b>	<b>\$39,756</b>		<b>\$8,593</b>
<b>Winona Port Authority</b>			
Minnesota Ports Association	6,203	100.0%	6,203
<b>Total for Entity</b>	<b>\$6,203</b>		<b>\$6,203</b>
<b>Winona Soil and Water Conservation District</b>			
Minnesota Association of Soil and Water Conservation Districts	4,455	16.1%	717
<b>Total for Entity</b>	<b>\$4,455</b>		<b>\$717</b>
<b>Winsor Township (Clearwater)</b>			
Minnesota Association of Townships	300	10.4%	31
<b>Total for Entity</b>	<b>\$300</b>		<b>\$31</b>
<b>Winsted Township (McLeod)</b>			
Minnesota Association of Townships	632	10.4%	66
<b>Total for Entity</b>	<b>\$632</b>		<b>\$66</b>
<b>Wirt Township (Itasca)</b>			
Minnesota Association of Townships	302	10.4%	31
<b>Total for Entity</b>	<b>\$302</b>		<b>\$31</b>

**Table 5**  
**2019 Lobbying Expenditures Paid With Association Dues**  
**Listed by Entity**

Name of Entity (County) Association Name	Total Local Government Dues	Proportion of Dues Used for Lobbying	Total Dues Used for Lobbying
<b>Wisconsin Township (Jackson)</b>			
Minnesota Association of Townships	338	10.4%	35
<b>Total for Entity</b>	<b>\$338</b>		<b>\$35</b>
<b>Wiscoy Township (Winona)</b>			
Minnesota Association of Townships	456	10.4%	47
<b>Total for Entity</b>	<b>\$456</b>		<b>\$47</b>
<b>Wolf Lake Township (Becker)</b>			
Minnesota Association of Townships	427	10.4%	44
<b>Total for Entity</b>	<b>\$427</b>		<b>\$44</b>
<b>Wolford Township (Crow Wing)</b>			
Minnesota Association of Townships	465	10.4%	48
<b>Total for Entity</b>	<b>\$465</b>		<b>\$48</b>
<b>Wolverton Township (Wilkin)</b>			
Minnesota Association of Townships	307	10.4%	32
<b>Total for Entity</b>	<b>\$307</b>		<b>\$32</b>
<b>Wood Lake Township (Yellow Medicine)</b>			
Minnesota Association of Townships	336	10.4%	35
<b>Total for Entity</b>	<b>\$336</b>		<b>\$35</b>
<b>Woodland Township (Wright)</b>			
Minnesota Association of Townships	778	10.4%	81
<b>Total for Entity</b>	<b>\$778</b>		<b>\$81</b>
<b>Woodrow Township (Beltrami)</b>			
Minnesota Association of Townships	296	10.4%	31
<b>Total for Entity</b>	<b>\$296</b>		<b>\$31</b>
<b>Woodrow Township (Cass)</b>			
Minnesota Association of Townships	528	10.4%	55
<b>Total for Entity</b>	<b>\$528</b>		<b>\$55</b>
<b>Woods Township (Chippewa)</b>			
Minnesota Association of Townships	334	10.4%	35
<b>Total for Entity</b>	<b>\$334</b>		<b>\$35</b>

**Table 5**  
**2019 Lobbying Expenditures Paid With Association Dues**  
**Listed by Entity**

Name of Entity (County) Association Name	Total Local Government Dues	Proportion of Dues Used for Lobbying	Total Dues Used for Lobbying
<b>Woodside Township (Otter Tail)</b>			
Minnesota Association of Townships	423	10.4%	44
<b>Total for Entity</b>	<b>\$423</b>		<b>\$44</b>
<b>Woodside Township (Polk)</b>			
Minnesota Association of Townships	495	10.4%	51
<b>Total for Entity</b>	<b>\$495</b>		<b>\$51</b>
<b>Woodville Township (Waseca)</b>			
Minnesota Association of Townships	837	10.4%	87
<b>Total for Entity</b>	<b>\$837</b>		<b>\$87</b>
<b>Workman Township (Aitkin)</b>			
Minnesota Association of Townships	335	10.4%	35
<b>Total for Entity</b>	<b>\$335</b>		<b>\$35</b>
<b>Worthington Township (Nobles)</b>			
Minnesota Association of Townships	443	10.4%	46
<b>Total for Entity</b>	<b>\$443</b>		<b>\$46</b>
<b>Wrenshall Township (Carlton)</b>			
Minnesota Association of Townships	462	10.4%	48
<b>Total for Entity</b>	<b>\$462</b>		<b>\$48</b>
<b>Wright County</b>			
Association of Minnesota Counties	40,952	13.5%	5,529
Greater Minnesota Parks and Trails	450	68.3%	307
Minnesota Rural Counties Caucus	2,900	41.0%	1,189
<b>Total for Entity</b>	<b>\$44,302</b>		<b>\$7,025</b>
<b>Wright Soil and Water Conservation District</b>			
Minnesota Association of Soil and Water Conservation Districts	4,848	16.1%	781
<b>Total for Entity</b>	<b>\$4,848</b>		<b>\$781</b>
<b>Wright Township (Marshall)</b>			
Minnesota Association of Townships	306	10.4%	32
<b>Total for Entity</b>	<b>\$306</b>		<b>\$32</b>

**Table 5**  
**2019 Lobbying Expenditures Paid With Association Dues**  
**Listed by Entity**

Name of Entity (County) Association Name	Total Local Government Dues	Proportion of Dues Used for Lobbying	Total Dues Used for Lobbying
<b>Wuori Township (Saint Louis)</b>			
Minnesota Association of Townships	520	10.4%	54
<b>Total for Entity</b>	<b>\$520</b>		<b>\$54</b>
<b>Wyandotte Township (Pennington)</b>			
Minnesota Association of Townships	312	10.4%	32
<b>Total for Entity</b>	<b>\$312</b>		<b>\$32</b>
<b>Wyanett Township (Isanti)</b>			
Minnesota Association of Townships	971	10.4%	101
<b>Total for Entity</b>	<b>\$971</b>		<b>\$101</b>
<b>Wykeham Township (Todd)</b>			
Minnesota Association of Townships	467	10.4%	49
<b>Total for Entity</b>	<b>\$467</b>		<b>\$49</b>
<b>Wylie Township (Red Lake)</b>			
Minnesota Association of Townships	292	10.4%	30
<b>Total for Entity</b>	<b>\$292</b>		<b>\$30</b>
<b>Yellow Bank Township (Lac qui Parle)</b>			
Minnesota Association of Townships	314	10.4%	33
<b>Total for Entity</b>	<b>\$314</b>		<b>\$33</b>
<b>Yellow Medicine County</b>			
Association of Minnesota Counties	11,021	13.5%	1,488
<b>Total for Entity</b>	<b>\$11,021</b>		<b>\$1,488</b>
<b>Yellow Medicine River Watershed District</b>			
League of Minnesota Cities	1,954	10.6%	207
Minnesota Association of Watershed Districts	5,897	37.6%	2,217
<b>Total for Entity</b>	<b>\$7,851</b>		<b>\$2,424</b>
<b>Yellow Medicine Soil and Water Conservation District</b>			
Minnesota Association of Soil and Water Conservation Districts	2,923	16.1%	471
<b>Total for Entity</b>	<b>\$2,923</b>		<b>\$471</b>
<b>York Township (Fillmore)</b>			
Minnesota Association of Townships	452	10.4%	47
<b>Total for Entity</b>	<b>\$452</b>		<b>\$47</b>

**Table 5**  
**2019 Lobbying Expenditures Paid With Association Dues**  
**Listed by Entity**

Name of Entity (County) Association Name	Total Local Government Dues	Proportion of Dues Used for Lobbying	Total Dues Used for Lobbying
<b>Young America Township (Carver)</b>			
Minnesota Association of Townships	560	10.4%	58
<b>Total for Entity</b>	<b>\$560</b>		<b>\$58</b>
<b>Yucatan Township (Houston)</b>			
Minnesota Association of Townships	442	10.4%	46
<b>Total for Entity</b>	<b>\$442</b>		<b>\$46</b>
<b>Zion Township (Stearns)</b>			
Minnesota Association of Townships	450	10.4%	47
<b>Total for Entity</b>	<b>\$450</b>		<b>\$47</b>
<b>Zumbro Township (Wabasha)</b>			
Minnesota Association of Townships	570	10.4%	59
<b>Total for Entity</b>	<b>\$570</b>		<b>\$59</b>
<b>Zumbrota Township (Goodhue)</b>			
Minnesota Association of Townships	525	10.4%	55
<b>Total for Entity</b>	<b>\$525</b>		<b>\$55</b>
<b>Total for All Entities*</b>	<b>\$13,083,217</b>		<b>\$3,885,708 *</b>

\*Due to rounding, this total is slightly different from the total on Table 6.

**Table 6**  
**2019 Lobbying Expenditures by Associations of Local Governments**

<b>Association</b>	<b>Total Local Government Dues</b>	<b>Percent of Dues Used for Lobbying</b>	<b>Total Government Dues Used for Lobbying</b>	<b>Other Revenues</b>	<b>Total Lobbying Expenditures</b>	<b>Type of Entities Represented</b>
Arrowhead Counties Association	\$20,000	85.0%	\$17,000	\$ ---	\$17,000	Counties
Association of Metropolitan Municipalities	617,076	39.1%	241,277	---	241,277	Cities
Association of Metropolitan School Districts, Inc.	458,334	73.1%	335,042	---	335,042	School Districts
Association of Minnesota Counties	1,826,086	13.5%	246,522	---	246,522	Counties
Coalition of Greater Minnesota Cities	1,256,359	58.2%	731,201	126,777	857,978	Cities
Coalition of Utility Cities	115,271	100.0%	115,271	23,146	138,417	Cities
Greater Minnesota Parks and Trails	20,650	68.3%	14,104	5,962	20,066	Cities and Counties
Greater Minnesota Partnership	19,500	60.9%	11,876	67,491	79,367	Cities and Special Districts
Highway 14 Partnership	51,200	88.3%	45,210	9,542	54,752	Cities and Counties
League of Minnesota Cities	3,313,623	10.6%	351,244	419,923	771,167	Cities
Minnesota Association of Small Cities	124,360	54.0%	67,154	---	67,154	Cities
Minnesota Association of Soil and Water Conservation Districts	313,899	16.1%	50,538	---	50,538	Special Districts
Minnesota Association of Townships	856,355	10.4%	89,061	---	89,061	Towns
Minnesota Association of Watershed Districts	216,668	37.6%	81,467	---	81,467	Special Districts
Minnesota Environmental Science and Economic Review Board	196,313	9.6%	18,846	966	19,812	Cities and Special Districts
Minnesota Inter-County Association	458,102	36.0%	164,917	---	164,917	Counties
Minnesota Ports Association	46,500	100.0%	46,500	---	46,500	Special Districts
Minnesota Rural Counties Caucus	80,600	41.0%	33,046	104	33,150	Counties
Minnesota Rural Education Association	447,089	45.1%	201,637	36,753	238,390	School Districts
Minnesota School Boards Association	1,896,103	21.5%	407,662	126	407,789	School Districts
Municipal Legislative Commission	155,435	91.6%	142,378	---	142,378	Cities
North Metro Mayors Association	193,038	70.5%	136,092	---	136,092	Cities
Range Association of Municipalities and Schools	43,600	72.3%	31,523	---	31,523	Cities, Towns, and School Districts
Schools for Equity in Education	275,704	81.6%	224,974	588	225,563	School Districts
Suburban Transit Association	81,352	99.8%	81,189	---	81,189	Special Districts
<b>Total for Associations</b>	<b>\$13,083,217</b>	<b>29.7%</b>	<b>\$3,885,731 *</b>	<b>\$691,378</b>	<b>\$4,577,111</b>	

\*Due to rounding, this total is slightly different from the total on Table 5.

# **Appendix A**

## **2019 Local Government Lobbying Expenditures Reporting Form**

This page left blank intentionally



**Office of the State Auditor**

*Please round to the nearest dollar amount where applicable*

**2019 Local Government Lobbying Expenditures Reporting Form**

Type of Entity: \_\_\_\_\_ Name: \_\_\_\_\_

Name of Primary Contact: \_\_\_\_\_

*First M.I Last*

Phone Number: \_\_\_\_\_ Fax: \_\_\_\_\_

Email: \_\_\_\_\_

Address: \_\_\_\_\_

City: \_\_\_\_\_ Zip Code: \_\_\_\_\_ State: \_\_\_\_\_

Name of person completing the form: \_\_\_\_\_

*First M.I Last*

Phone Number: \_\_\_\_\_ Fax: \_\_\_\_\_

Email: \_\_\_\_\_

**THIS INFORMATION IS PUBLIC IT WILL BE AVAILABLE TO ANYONE ON REQUEST.**

**Contract Lobbyist**

*Identify the firm or individual retained for lobbying by your local government, and indicate the total amount paid to that firm or individual for the purpose of attempting to influence legislative or administrative action, including the amount paid for expenses.*

Contract Lobbyist or Firm Name	Contract Amount or Amount Billed (Calendar Year 2019)	Not Used
_____	_____	<input type="checkbox"/>
_____	_____	<input type="checkbox"/>
_____	_____	<input type="checkbox"/>
_____	_____	<input type="checkbox"/>
_____	_____	<input type="checkbox"/>
_____	_____	<input type="checkbox"/>
_____	_____	<input type="checkbox"/>
_____	_____	<input type="checkbox"/>
_____	_____	<input type="checkbox"/>
_____	_____	<input type="checkbox"/>

**Employees**

*Identify all employees of the local government who are not registered as lobbyists and who spend at least 25 percent of their time during the legislative session on legislative matters.*

Local Government Lobbyist Name		(A)	(B)	(C)	(D)	(E)	Not
<i>First Name</i>	<i>Last Name</i>	2019 Salary	Cost of Employee Benefits	Percent of Employee's Time Spent on Lobbying in 2019	Expenses Related to Lobbying in 2019	Total Cost of Employee's Lobbying Efforts in 2019 ((A B)*C) D	Used
_____	_____	_____	_____	_____	_____	\$ -	<input type="checkbox"/>
_____	_____	_____	_____	_____	_____	\$ -	<input type="checkbox"/>
_____	_____	_____	_____	_____	_____	\$ -	<input type="checkbox"/>
_____	_____	_____	_____	_____	_____	\$ -	<input type="checkbox"/>
_____	_____	_____	_____	_____	_____	\$ -	<input type="checkbox"/>
_____	_____	_____	_____	_____	_____	\$ -	<input type="checkbox"/>
_____	_____	_____	_____	_____	_____	\$ -	<input type="checkbox"/>
_____	_____	_____	_____	_____	_____	\$ -	<input type="checkbox"/>
_____	_____	_____	_____	_____	_____	\$ -	<input type="checkbox"/>
_____	_____	_____	_____	_____	_____	\$ -	<input type="checkbox"/>

All other costs related to lobbying services for the year.\* \_\_\_\_\_

\* See instructions for clarification

## **Instructions**

### **Lobbying Expenditure Reporting Form for Local Governments**

#### **Type of Entity**

Select type of entity from drop down list.

#### **Name of Entity**

Select name of entity from drop down list.

#### **Primary Contact**

- 1) Include the name, phone number, fax (if applicable), and email address of the senior elected or appointed official for the entity.
- 2) Provide the address for the entity.

#### **Person Completing the Form**

Provide the name of the person completing the form and work contact information including phone number, fax, and email as the information provided is public and available upon request.

#### **Contract Lobbyists**

If you paid for services of a lobbyist as defined in Minnesota Statutes § 10A.01, subdivision 21, identify the firm or individual retained for these services by your local government, and indicate the total amount paid to that firm or individual for the purpose of attempting to influence legislative or administrative action, including the amount paid for expenses.

**“Not Used”** - Contract lobbyist names are pre-populated from last years reporting. If you did not use the lobbyist/firm for this reporting period, please check the box(es).

*NOTE: Expenditures for contract lobbyists do NOT include dues paid to local government associations. These associations report membership and lobbying expenditures directly to the Office of the State Auditor. Examples of these associations include the League of Minnesota Cities and the Minnesota School Boards Association.*

## **Employees**

- 1) **Names** - Identify all employees of the local government who are registered lobbyists as defined in Minnesota Statutes § 10A.01, subdivision 21. Also include any employees that spend at least 25 percent of their time during the legislative session on legislative matters but who are not registered as lobbyists.
- 2) **Salary and benefits (A & B)** - For each employee listed, provide the annual salary, cost of benefits (health, dental, employer-paid life insurance and retirement benefits - including employer-paid FICA) and expense reimbursements.
- 3) **Time spent (C)** - Estimate the percent of the employee's time that was spent lobbying the state legislature and/or state administrative agencies for the calendar year. When estimating the percent of time spent on lobbying, include time related to lobbying. For example, include time spent preparing for the legislative session, addressing legislative-related issues with local officials, legislators, state agency staff, other local government representatives, citizens, and other interested organizations. Include time spent monitoring legislative hearings. Include the time spent working with state agencies on the development and implementation of administrative rules for programs and policies that affect local governments.
- 4) **Expenses (D)** - Estimate employee expense reimbursements that are related to lobbying. Expenses related to lobbying include reimbursements to the employee for items such as travel, food, and the cost of materials.
- 5) **Total Costs of Employee Lobbying Efforts (E)** - Add the salary and benefits for the employee (A+B), multiply that amount by the percentage of time spent on lobbying (C), then add the expenses related to lobbying (D). The total amount, in dollars is reported in (E).

## **All Other Expenditures Related to Lobbying**

List expenditures associated with the calendar year lobbying effort exclusive of the salary and benefits of employees who lobby. Examples of items to include are: the actual costs of publication and distribution of lobbying materials; other printing; media (including the cost of production); postage; travel; fees, including allowances; entertainment; telephone; and other expenses. (Minnesota Statutes § 10A.04, subdivision 4.) All expenditures for advertising, mailing, research, analysis, compilation and dissemination of information, and public relations campaigns related to legislative action, administrative action, or the official action of metropolitan governmental units in this State should be included. Costs of production of material that directly support lobbying, and general administrative and overhead expenditures should also be included. (Minnesota Rule 4511.0600, subp. 5).

The prorated amount of salary and benefits of those employees who assist in research, administration, communication, and support for lobbying should also be included.

This page left blank intentionally

## **Appendix B**

### **2019 Lobbying Cost Reporting Form for Associations of Local Governments**

This page left blank intentionally

**Office of the State Auditor**

*Please round to the nearest dollar amount where applicable*

**2019 Lobbying Cost Reporting Form for Associations of Local Governments**

**Name of Association:** \_\_\_\_\_

**Organizational Structure:** \_\_\_\_\_

**Primary Contact:** \_\_\_\_\_

**Title:** \_\_\_\_\_ *First Name Middle Name Last Name* **Phone No.:** \_\_\_\_\_

**Email:** \_\_\_\_\_

**Person Completing Form:** \_\_\_\_\_

**Phone No.:** \_\_\_\_\_ *First Name Middle Name Last Name* **Fax:** \_\_\_\_\_

**Email:** \_\_\_\_\_

**Association Address:** \_\_\_\_\_

**Association City:** \_\_\_\_\_ **Zip Code:** \_\_\_\_\_ **State:** \_\_\_\_\_

**Total percentage of dues spent on lobbying:** \_\_\_\_\_

**Total dues paid by all association members:** \$ \_\_\_\_\_ - **From Next Page**

**Total amount association dues spent on lobbying:** \$ \_\_\_\_\_ - **From Next Page**

**Revenues other than dues used for lobbying:** \$ \_\_\_\_\_ -

**Total amount association spent on lobbying:** \$ \_\_\_\_\_ -

**THIS INFORMATION IS PUBLIC IT WILL BE AVAILABLE TO ANYONE ON REQUEST.**

**Contract Lobbyists**

*If you paid for services of a lobbyist as defined in Minnesota Statutes § 10A.01, subdivision 21, identify the firm or individual retained for these services by your local government, and indicate the total amount paid to that firm or individual for the purpose of attempting to influence legislative or administrative action.*

<b>Contract Lobbyist or Firm Name</b>	<b>Amount Billed for Lobbying During the 2019 Calendar Year</b>
_____	_____
_____	_____
_____	_____
_____	_____
_____	_____
_____	_____
_____	_____
_____	_____
_____	_____
_____	_____

**EMPLOYEES**

*Please list the total amount of employee compensation that was paid for the purpose of attempting to influence legislative or administrative action.*

**Total amount of employee compensation used for lobbying purposes.\*** \_\_\_\_\_

**Please list all other costs associated with lobbying services not included in other categories.\*** \_\_\_\_\_

\* See instruction sheet for clarification





# Instructions

## Lobbying Expenditure Reporting Form for Local Governments Associations

### General Information

- 1) The name of your association should be pre-populated.
- 2) Choose from the dropdown menu the choice that best describes your Association's organizational structure.
- 3) Provide the full name of the chief executive officer of the Association and public/work contact information.
- 4) Provide the name of the person completing the form and their public/work contact information at the Association.
- 5) Provide the address of the Association.

NOTE: Information provided is public and available upon request.

### Lobbying Expenditures

*When entering numbers, where applicable, please round the amounts to the nearest dollar.*

- 1) Enter the percentage of members' dues spent on lobbying. The percentage entered will carry forward to page 2 of the form.
- 2) "**Total dues paid by all Association members**" will automatically be calculated. The total will be the sum of the individual membership dues listed on page 2 of the reporting form.
- 3) "**Total amount of Association dues spent on lobbying**" will automatically be calculated. The total will be the percentage of dues used for lobbying purposes times the total of dues paid.
- 4.) Enter "**Revenues other than dues used for lobbying**" which is the amount of revenue provided by sources other than dues that is used for lobbying purposes.
- 5.) Enter the "**Total amount the Association spent on lobbying**" which should equal the sum of the total for Contract Lobbyists, Employees, and All Other expenditures.

### Contract Lobbyists

If you paid for a lobbyist as defined in Minnesota Statutes § 10A.01, subdivision 21, identify the firm or individual retained for these services by your local government, and indicate the total amount paid to that firm or individual for the purpose of attempting to influence legislative or administrative action.

The form is pre-populated with the previous year's entries. If you have retained a new lobbyist, you can overwrite the pre-populated box by using the dropdown menu and selecting a different lobbyist, or add a new lobbyist if it does not exist in the dropdown menu. If you have fewer lobbyists this year, simply use the delete key to clear the cells with the names of the lobbyists no longer with the association.

1) **“Amount Billed for Lobbying for the Calendar Year”** should include:

a) The actual “cost of publication and distribution of each publication used in lobbying; other printing; media (including the cost of production); postage; travel; fees, including allowances; entertainment; telephone and telegraph; and other expenses.” (Minnesota Statutes § 10A.04, subdivision 4.)

b) “[A]ll expenditures for advertising, mailing, research, analysis, compilation and dissemination of information, and public relations campaigns related to legislative action, administrative action, or the official action of metropolitan governmental units in this state.” Also, “all salaries and administrative expenses attributable to activities of the principal relating to efforts to influence legislative action, administrative action, or the official action of metropolitan governmental units.” (Minnesota Statutes § 10A.04, subdivision 6)

c) Costs of production of material that directly support lobbying, and general administrative and overhead are included as costs. (Minnesota Rule 4511.0600, subp. 5).

### **Employee Lobbyists**

1) **Total amount of employee compensation used for lobbying:** To calculate the total amount of employee compensation allocated for lobbying purposes, please use the following method:

For each employee involved in lobbying, estimate the percentage of their time allocated to this activity and multiply it times the total annual compensation of the employee (health, dental, employer-paid life insurance and retirement benefits – including employer-paid FICA).

For example if the total compensation of the employee is \$100,000, and 25 percent of their time is spent on lobbying, \$25,000 would be the amount spent on lobbying for that employee. Perform this calculation for all employees involved in the lobbying effort, and then add the amounts together for the total.

2) **All Other Costs Associated with Lobbying:** Include all costs associated with lobbying not accounted for in the other categories, including costs associated with other employees of the association such as the prorated amount of salary and benefits of those employees who assist in research, administration, communication, and support for lobbying. Do not include the salary and benefits of those previously listed as employee or contract lobbyists.

### **Association Member Page**

The form is pre-populated with known members of the association. Additional members can be added at the bottom of the list.

Include the amount, in dollars, of total dues paid by the individual member. If an entity is no longer a member, leave the “dues paid” box blank and that entity will not appear next year.

The proportion of dues used for lobbying purposes is pre-populated based on the amount listed on the first page of the form.

The information for this report is collected in accordance with Minnesota Statutes § 6.76. The form is due by January 31.