

State of Minnesota



Office of the State Auditor

Julie Blaha
State Auditor

Asset Forfeitures

and

Forfeiture Expenditures in Minnesota

For the Year Ended December 31, 2022

Description of the Office of the State Auditor

The Office of the State Auditor (OSA) helps ensure financial integrity and accountability in local government financial activities. The OSA is the constitutional office that oversees more than \$40 billion in annual financial activity by local governments and approximately \$20 billion of federal funding financial activity.

The OSA performs around 90 financial and compliance audits per year and has oversight responsibilities for over 3,300 local units of government throughout the state. The office maintains the following seven divisions:

- **Audit Practice:** Helps ensure fiscal integrity by conducting financial and compliance audits of local governments and the federal compliance audit of the State of Minnesota.
- **Constitution:** Connects with the public via external communication, media relations, legislative coordination, and public engagements for the State Auditor.

This division also supports the State Auditor's service on the State Executive Council, State Board of Investment, Land Exchange Board, Public Employees Retirement Association Board, Minnesota Housing Finance Agency, the Minnesota Historical Society, and the Rural Finance Authority Board.

- **Government Information:** Collects, analyzes, and shares local government financial data to assist in policy and spending decisions; administers and supports financial tools including the Small Cities and Towns Accounting System (CTAS) software and infrastructure comparison tools.
- **Legal/Special Investigations:** Provides legal analysis and counsel to the OSA and responds to outside inquiries about Minnesota local law relevant to local government finances; investigates local government financial records in response to specific allegations of theft, embezzlement, or unlawful use of public funds or property.
- **Operations:** Ensures the office runs efficiently by providing fiscal management and technology support to the office.
- **Pension:** Analyzes investment, financial, and actuarial reporting for Minnesota's local public pension plans and monitors pension plan operations.
- **Tax Increment Financing (TIF):** Promotes compliance and accountability in local governments' use of tax increment financing through education, reporting, and compliance reviews.

This document can be made available in alternative formats upon request. Call 651-296-2551 [voice] or 1-800-627-3529 [relay service] for assistance or visit the Office of the State Auditor's website:

www.osa.state.mn.us

Asset Forfeitures and Forfeiture Expenditures in Minnesota

For the Year Ended December 31, 2022



Office of the State Auditor

September 28, 2023

Government Information Division
Office of the State Auditor
State of Minnesota

Deputy State Auditor

Chad Struss

Staff

Kathy Docter, *Director of Government Information Division*

John Jernberg, *Research Analysis Specialist*

Christy John, *Research Analyst Intermediate*

Mark Albarado, *Management Analyst 2*

Marie Henning, *Accounting Officer*

Tiffany O'Neil, *Accounting Officer*

Erin St. Cyr, *Accounting Officer*

TABLE OF CONTENTS

Executive Summary	1
Scope and Methodology	3
Background	5
2022 Forfeiture Activity	8
Range in Net Proceeds Level	9
Forfeiture Activity by Law Enforcement Agency	10
Type of Property	11
Table 1: Type of Forfeited Property - 2021 and 2022	12
Type of Crime	13
Controlled Substance and DUI-Related Forfeitures	14
Forfeited Property Destroyed, Retained, or Forwarded to Other Agency	16
Final Disposition of Property	16
Property or Proceeds Shared With Other Agency	17
Agencies Reporting No Forfeitures in 2022.....	17
2022 Forfeiture Expenditures	18
Agencies Reporting No Forfeiture Expenditures in 2022.....	19
Data Tables	
Table 2A - Property Seized Subject to State Forfeiture - Final Disposition - 2022 - Sorted by Agency and Net Proceeds.....	21
Table 2B - Property Seized Subject to Federal Forfeiture - Final Disposition - 2022 - Sorted by Agency and Net Proceeds.....	207
Table 3A - Summary of State Forfeiture Activity by Agency - 2022 - Sorted by Agency.....	214
Table 3B - Summary of Federal Forfeiture Activity by Agency - 2022 - Sorted by Agency	222

Table 4 - Summary of Forfeiture Expenditures - 2022223

Table 5 - Detailed Forfeiture Expenditures - 2022 - Sorted by Agency225

Appendices

Appendix 1 - Law Enforcement Agencies Reporting No Forfeitures in 2022361

Appendix 2 - Map of the 2022 Drug and Violent Crime Enforcement Teams..... 364

Executive Summary

- In 2022, 275 Minnesota law enforcement agencies reported a total of 5,094 completed¹ forfeitures pursued under state law. Of the 275 law enforcement agencies, 12 reported an additional 186 completed forfeitures pursued under federal law.² This compares to 6,217 completed forfeitures in 2021 (pg. 8).
- Of the 5,280 completed forfeitures reported in 2022, 3,014 involved seized cash, property that was sold, or an agreement or program including but not limited to federal equitable sharing that required the participating agency to receive monetary compensation.³ The total value of net proceeds from these forfeitures was \$8,501,797 (pg. 9).
- In 2022, for all completed forfeitures pursued under state law, gross sales of forfeited property or seized cash totaled \$9,028,740; administrative expenses and lienholders' obligations totaled \$1,642,593;⁴ amount returned totaled \$1,103,557;⁵ and net proceeds totaled \$6,621,569⁶ (pg. 9).
- In 2022, for all completed forfeitures pursued under federal law, total proceeds received through the equitable sharing program totaled \$1,880,228 (pg. 9).
- The agencies with 100 or more completed forfeitures in 2022 were: the Minnesota State Patrol (1,140); Department of Natural Resources, Enforcement Division (DNR) (265); Paul Bunyan Drug Task Force (112); and Wright County Sheriff's Office (110). The number of law enforcement agencies reporting 100 or more completed forfeitures decreased from eight in 2021 to four in 2022 (pg. 10).
- In 2022, vehicles⁷ accounted for 56 percent of property seized, followed by cash at 24 percent, firearms at 19 percent, and other property at one percent (pg. 11).

¹The term "completed forfeitures" used in this report means a final action has been taken on the property, such as being sold, destroyed, forwarded to another agency, returned to owner, or other types of dispositions.

²Starting in 2022, Minn. Stat. § 609.5315, subd. 6, requires law enforcement agencies to report all forfeitures occurring in the state, including those pursued under state and federal law to the Office of the State Auditor.

³The remaining 2,266 completed forfeitures involved property returned, property destroyed, and other types of dispositions that did not result in net proceeds.

⁴These costs represent the payment of seizure, storage, forfeiture, and sale expenses; satisfaction of valid liens against the property; and court-ordered restitution (Minn. Stat. § 609.5315, subd. 4).

⁵Amount returned represents cash returned to owner per court order or agreement.

⁶Net proceeds do not equal the gross proceeds minus administrative expenses/lienholder obligations because when expenses exceed the gross proceeds, the net proceeds available for distribution are shown as zero.

⁷Vehicles include ATVs, boats, motorcycles, motorhomes, and snowmobiles.

- The most common criminal activities leading to seizure, forfeiture, and final disposition of property in 2022 were DUI-related and controlled substance offenses, accounting for 83 percent of the forfeitures. Controlled substance forfeitures accounted for 2,342, or 44 percent, of reported forfeitures, while DUI-related forfeitures accounted for 2,059, or 39 percent, of reported forfeitures. The remaining forfeitures involved fleeing (330), game and fish violations (264), weapons (93), “other” crimes (51), prostitution (50), assault (35), racketeering (24), burglary (17), and robbery/theft (15) (pg. 13).
- For 2022, 164 agencies reported that they did not process any property under the forfeiture statutes, compared to 149 in 2021 (pg. 17).
- In 2022, 266 Minnesota law enforcement agencies and prosecuting authorities reported total forfeiture expenditures of \$8.5 million (pg. 18).
- The largest categories of forfeiture expenditures were capital expenditures, salaries, professional services, and other operating expenses. These four categories accounted for 73 percent of total forfeiture expenditures (pg. 18).
- In 2022, 273 law enforcement agencies and prosecuting authorities reported that they did not expend any forfeiture proceeds under the forfeiture statutes (pg. 19).

Scope and Methodology

The Office of the State Auditor (OSA) is required to collect and report on the nature and extent of forfeitures and the expenditure of forfeiture proceeds in Minnesota. Under Minnesota law, property associated with designated criminal offenses may be forfeited. Minn. Stat. § 609.5315, subd. 6, directs the appropriate agency to report to the OSA property seized and subject to forfeiture under state and federal law after final disposition. Minn. Stat. § 609.5315, subd. 6 (c), directs each appropriate agency and prosecuting authority to report annually to the OSA the expenditure of forfeiture proceeds, including proceeds received through forfeiture under state and federal law.

Forfeitures reported to the OSA include the amount forfeited, the statutory authority for the forfeiture, the disposition date, a brief description of the circumstances involved, whether the forfeiture was contested, whether the defendant was convicted pursuant to a plea agreement or a trial, whether there was a forfeiture settlement agreement, and the final disposition of the property. For controlled substance and driving while impaired forfeitures, the report must indicate whether the forfeiture was initiated as an administrative or a judicial forfeiture. For firearms, the make, model, and serial number of each firearm forfeited must be reported.

Forfeiture expenditures⁸ reported to the OSA include the manner in which each appropriate agency and prosecuting authority expended money or proceeds annually from the sale of forfeited property in various categories including but not limited to crime prevention, victim reparations, sexually exploited youth programs, trafficking victim programs, investigation costs, court and attorney costs, salaries, professional services, travel, training, other operating expenses, capital expenditures, and gifts or grants to non-profit or other programs.

The forfeitures presented in this report reflect property forfeited under state and federal law. This report provides information on the cash and property seized subject to forfeiture in which the final disposition was completed in 2022.⁹ Forfeitures are considered complete in the year in which there is a final disposition of the seized property regardless of the date the property is initially seized. At final disposition, items are sold, retained for law enforcement purposes, destroyed, forwarded to other state or federal law enforcement agencies, or returned to the owner. This report does not reflect all property seizure and forfeiture activity in 2022, but rather the number of forfeitures that went through final disposition in 2022.¹⁰

In 2022, 439 law enforcement agencies were required to report forfeiture activity to the OSA. Of this, 275 agencies reported completed forfeitures; 164 agencies reported that they did not process any property under the forfeiture statutes.

⁸In Minn. Stat. § 609.5315, subd. 6 (c), the subject of this report is described as “expended money or proceeds,” Other terminology used in this report, such as “forfeiture expenditures” and “expenditure of forfeiture proceeds,” are intended to convey the same meaning.

⁹In Minn. Stat. §§ 609.531-609.5318, the subject of this report is described as “property seized” which is “subject to forfeiture.” Other terminology used in this report, such as “forfeiture incidents” and “forfeitures,” are intended to convey the same meaning.

¹⁰All forfeiture information in this report is self-reported by individual law enforcement agencies. The Office of the State Auditor does not audit this data.

In 2022, 439 law enforcement agencies and 100 prosecuting authorities were required to report expenditure of forfeiture proceeds to the OSA. Of the 539 law enforcement agencies and prosecuting authorities, 266 reported forfeiture expenditures; 273 reported that they did not expend any forfeiture proceeds in 2022.

Forfeitures and forfeiture expenditures reported in 2022 are detailed in the five data tables in this report. Table 1 provides a summary and comparison of the type and value of property forfeited that had a final disposition date in 2021 or 2022 (pg. 12). Table 2A and 2B lists, by agency, all property seized subject to state and federal forfeiture for which the final disposition was completed in 2022 (pg. 21). Table 3A and 3B summarizes state and federal forfeiture activity by agency for which the final disposition was completed in 2022 (pg. 214). Table 4 summarizes expenditure of forfeiture proceeds in 2022 (pg. 223). Table 5 lists, by agency, detailed expenditure of forfeiture proceeds, including proceeds received through forfeiture under state and federal law (pg. 225).

Background

State laws governing property that is subject to forfeiture proceedings, and the actual disposition of the forfeited property, have changed considerably since their inception in 1971.

- In 1971, the Legislature authorized law enforcement agencies making an arrest involving a controlled substance to seize property associated with the use or transportation of the controlled substance. Upon conviction of the offense, the individual forfeited the seized property to the local law enforcement agency. Legislation authorized local law enforcement agencies to use forfeited property for law enforcement purposes or sell the property and use the proceeds of the sale for authorized agency activities and to destroy forfeited contraband.
- In 1973, the Legislature authorized the seizure and subsequent forfeiture of money that was deemed to be related to the commission of an offense involving a controlled substance. The 1973 law prescribed a more detailed process for forfeitures. It also directed that half of all proceeds from the sale of forfeited property, and half of all of the forfeited cash, be forwarded to the state drug abuse authority. The state drug abuse authority was directed to use its share of the proceeds for the care and treatment of individuals with drug-related disorders. The remaining half of the proceeds from the sale of forfeited property would continue to be used by the local law enforcement agency.
- In 1984, the Legislature expanded the items that were subject to forfeiture by indicating that all moneys, precious metals, and gems found in proximity to controlled substances, certain forfeitable equipment, and forfeitable records would be presumed property subject to forfeiture. It also expanded the list of criminal offenses that could result in forfeiture of certain personal property to include a variety of criminal offenses. The 1984 legislation provided that one-third of net forfeiture proceeds for controlled substance crimes would be distributed to the state for the care and treatment of patients with drug-related disorders, and the remaining two-thirds would be shared equally between the agencies prosecuting and investigating the offense. For forfeitures related to other crimes, the net forfeiture proceeds were to be distributed in thirds: one-third to the prosecuting agency, one-third to the Commissioner of Public Safety, and one-third to the appropriate law enforcement agency.
- In 1988, the Legislature expanded and reorganized the forfeiture statutes. The 1988 legislation amended the formula used to distribute forfeited cash and the proceeds from the sale of forfeited property. The new formula directed that 70 percent of the cash and net proceeds be used by the law enforcement agency initiating the forfeiture action, 20 percent of the cash and net proceeds be distributed to the prosecuting agency, and the remaining ten percent of the cash and net proceeds be forwarded to the state.

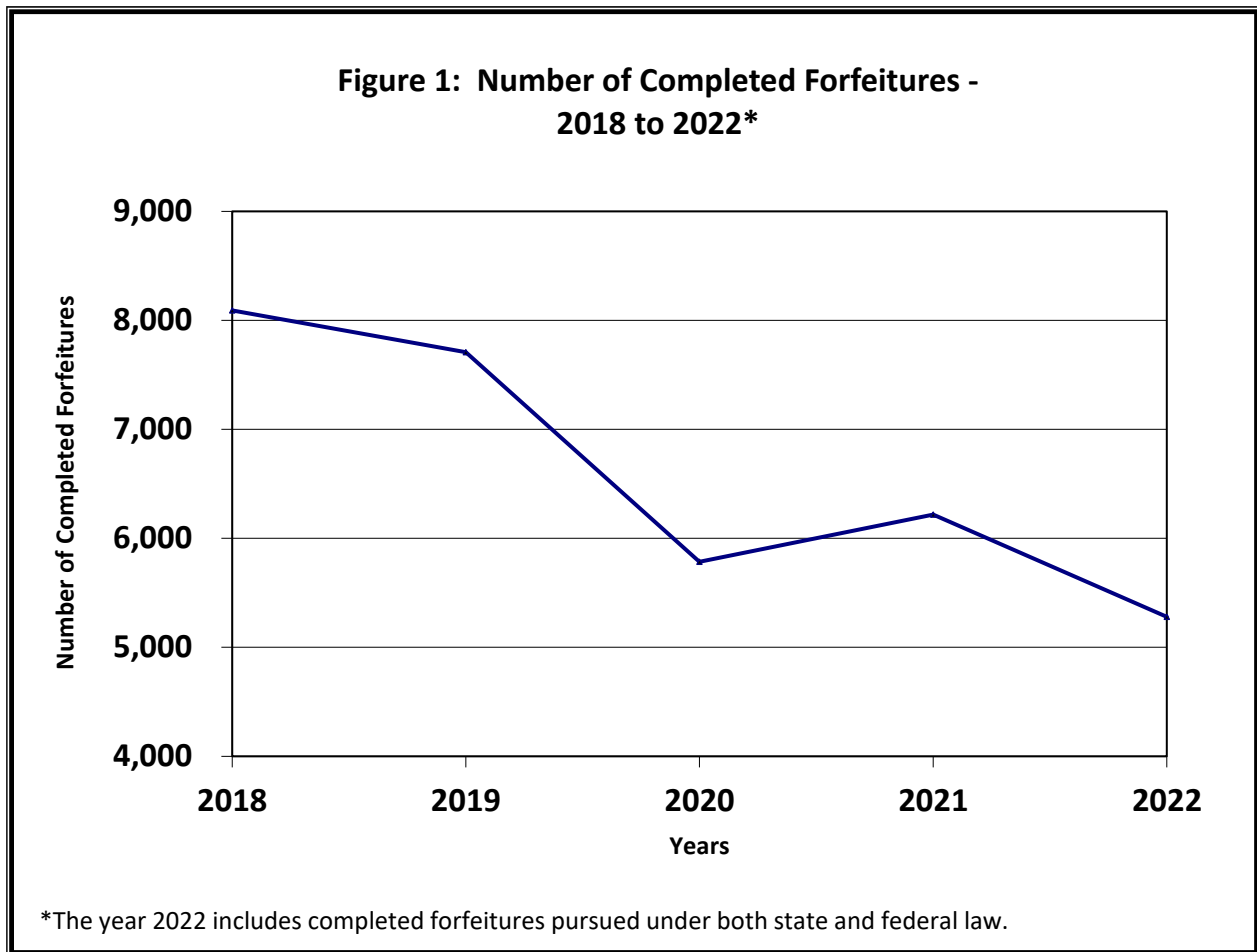
- In 1992, legislative interest in the nature and extent of forfeitures increased throughout the state. This increased interest resulted in a legislatively-imposed requirement that law enforcement agencies report all forfeitures to the Office of the State Auditor. The new reporting requirement mandated that the reports be filed monthly and include the amount forfeited, date, and a brief description of the circumstances involved.
- In 1993, the Legislature passed legislation that prohibited law enforcement agencies from selling forfeited firearms. The provision required that all forfeited weapons, ammunition, and firearm accessories be destroyed unless retained for law enforcement purposes.
- In 1994, the Legislature amended the forfeiture statutes to require law enforcement agencies to report to the Office of the State Auditor “the number of firearms forfeited, and the make, model, and serial number of each firearm forfeited.”
- In 1995, the Legislature expanded DUI-related forfeiture statutes to include offenses involving snowmobiles, all-terrain vehicles, boats, and automobiles. A vehicle used in an incident that results in a third impaired driving conviction in five years or a fourth conviction within 15 years is subject to forfeiture. The legislation also required law enforcement agencies to report these forfeitures to the Office of the State Auditor on an annual basis.
- Due to the 1997 legislative repeal of Minn. Stat. §§ 84.912, subd. 10, and 86B.337, subd. 10, the requirement to report information on DUI-related forfeitures to the Office of the State Auditor was eliminated.
- In 1999, the Legislature amended Minn. Stat. § 609.5315, subd. 1, to allow law enforcement agencies to sell forfeited firearms to federally-licensed firearms dealers. The Hennepin and Ramsey County Boards were given authorization to ban the sale of forfeited firearms by their respective sheriff’s departments. The Boards subsequently voted to continue the ban.
- In 2010, the Legislature made numerous changes to the forfeiture laws, including the expansion of the reporting requirements related to forfeiture; requiring model policies on forfeiture; requiring officers to give forfeiture receipts upon seizure of property; implementing timelines for forfeiture notice and hearings; placing a cap on the value of property that may be forfeited administratively; authorizing petitions for remission and mitigation of seized property; requiring certification by the prosecutor before property may be forfeited administratively; and prohibiting the sale of forfeited property to law enforcement officers, employees, and family members.
- In 2013, the Legislature amended Minn. Stat. § 609.5312, subd. 1, to provide for the forfeiture of money used or intended for use to facilitate a prostitution or sex trafficking offense. The Legislature also enacted Minn. Stat. § 609.5315, subd. 5c, to specify the distribution of such forfeited money.

- In 2014, the Legislature amended Minn. Stat. § 609.531, subd. 6a, to generally require conviction before judicial forfeitures can occur under Minn. Stat. §§ 609.5311 to 609.5318. An admission of guilt, stayed sentence, or referral to diversion for a controlled substance crime is considered a “conviction” for purposes of Minn. Stat. § 609.531, subd. 6a. Judicial forfeitures under Minn. Stat. §§ 609.5311 to 609.5318 may occur in the absence of a conviction if a person has not been charged with a controlled substance offense because the person has agreed to provide information about criminal activity of another. Inconsistent language was stricken from Minn. Stat. §§ 609.5314, 609.5316, and 609.5318.
- In 2015, the Legislature amended Minn. Stat. § 609.531 to include Financial Exploitation of Vulnerable Adult felony crimes, Minn. Stat. § 609.2335, to the definition of “Designated offense” in section 609.531, subd. 1 (f)(3).
- In 2017, the Legislature amended Minn. Stat. § 609.5316, subd. 3, to include “automated sales suppression devices, phantom-ware, and other devices containing an automated sales suppression or phantom-ware device or software.” The Legislature also amended Minn. Stat. § 609.5315, subd. 5c, to change “commissioner of public safety” to “commissioner of health” in the section describing the distribution of money forfeited under 609.5312, subd. 1 (b).
- In 2018, the Legislature amended Minn. Stat. § 609.5315, subd. 5b, to change “commissioner of public safety” to “commissioner of health” in the section describing the distribution of certain forfeited proceeds from trafficking of persons offenses.
- In 2019, the Legislature amended Minn. Stat. § 169A.63 to add a provision requiring that a vehicle forfeiture proceeding be stayed and the vehicle returned if the driver who committed the DUI offense becomes a participant in the “ignition interlock program” under Minn. Stat. § 171.306.
- In 2021, the Legislature passed a number of forfeiture reform measures into law. One change was a revision to Minn. Stat. § 609.5314, subd. 1, to narrow the scope of money and property subject to administrative forfeiture in connection with controlled substance seizures. Money now must total at least \$1,500, or it must be found in proximity to controlled substances and there must be probable cause to believe the money was exchanged for the purchase of a controlled substance. Also amongst the changes is an expansion of and greater specificity around the forfeiture and expenditure reporting required of appropriate agencies and prosecuting authorities to the OSA. For example, the Legislature added to Minn. Stat. § 609.5315, subd. 6, a requirement that each appropriate agency and prosecuting authority report on how forfeiture proceeds were expended. All of the changes can be reviewed in Laws of Minnesota 2021, 1st Spec. Sess. chapter 11, article 5. The changes took effect on January 1, 2022, and apply to seizures on or after that date.

2022 Forfeiture Activity

In 2021, the Minnesota Legislature passed several forfeiture reform measures into law and the changes took effect on January 1, 2022. Starting in 2022, Minn. Stat. § 609.5315, subd. 6, requires law enforcement agencies to report all forfeitures occurring in the state, including those pursued under state and federal law to the Office of the State Auditor (OSA). In 2022, 275 Minnesota law enforcement agencies reported a total of 5,094 completed¹¹ forfeitures pursued under state law. Of the 275 law enforcement agencies, 12 reported an additional 186 completed forfeitures pursued under federal law. This compares to 6,217 completed forfeitures in 2021. The number of law enforcement agencies that reported completed forfeitures decreased from 295 to 275 in 2022. The Total number of completed forfeitures reported by law enforcement agencies decreased by 15 percent between 2021 and 2022.

Over the last five years, the total number of completed forfeitures has decreased from 8,091 in 2018 to 5,280 in 2022.¹² This represents a decrease of 35 percent over the five-year period. Figure 1 below shows the five-year trend on the number of completed forfeitures.



¹¹The term “completed forfeitures” used in this report means a final action has been taken on the property, such as being sold, destroyed, forwarded to another agency, returned to owner, or other types of dispositions.

¹²The year 2022 includes completed forfeitures pursued under both state and federal law.

Of the 5,280 completed forfeitures reported in 2022, 3,014 involved seized cash, property that was sold, or an agreement or program including but not limited to federal equitable sharing that required the participating agency to receive monetary compensation.¹³ The total value of net proceeds from these forfeitures was \$8,501,797. Net proceeds derived from forfeitures ranged from \$1 to \$253,058. Net proceeds per completed forfeiture averaged \$2,821 in 2022.¹⁴

In 2022, the gross sales, expenses, amount returned, and net proceeds of all completed forfeitures pursued under state law totaled the following amounts:

- Gross sales of forfeited property or seized cash totaled \$9,028,740.
- Administrative expenses and lienholders' obligations totaled \$1,642,593.¹⁵
- Amount returned totaled \$1,103,557.¹⁶
- Net proceeds totaled \$6,621,569.¹⁷

In 2022, total proceeds received through the equitable sharing program for all completed forfeitures pursued under federal law totaled the following amounts:

- Net proceeds totaled \$1,880,228.

Range in Net Proceeds Level

Law enforcement agencies receive funds derived from forfeitures in three primary ways: the forfeited item was cash, the forfeited item was sold, or an agreement or program including but not limited to federal equitable sharing that required the participating agency to receive monetary compensation. An analysis of the net proceeds of these 3,014 completed forfeitures showed the following:

- 203 (seven percent) forfeitures were less than \$100.
- 885 (29 percent) forfeitures ranged from \$100 to \$499.
- 540 (18 percent) forfeitures ranged from \$500 to \$999.

¹³The remaining 2,266 completed forfeitures involved property returned, property destroyed, and other types of dispositions that did not result in net proceeds.

¹⁴This analysis examines the 3,014 completed forfeitures in which the seizure involved cash, property that was sold, or an agreement or program including but not limited to federal equitable sharing that required the participating agency to receive monetary compensation.

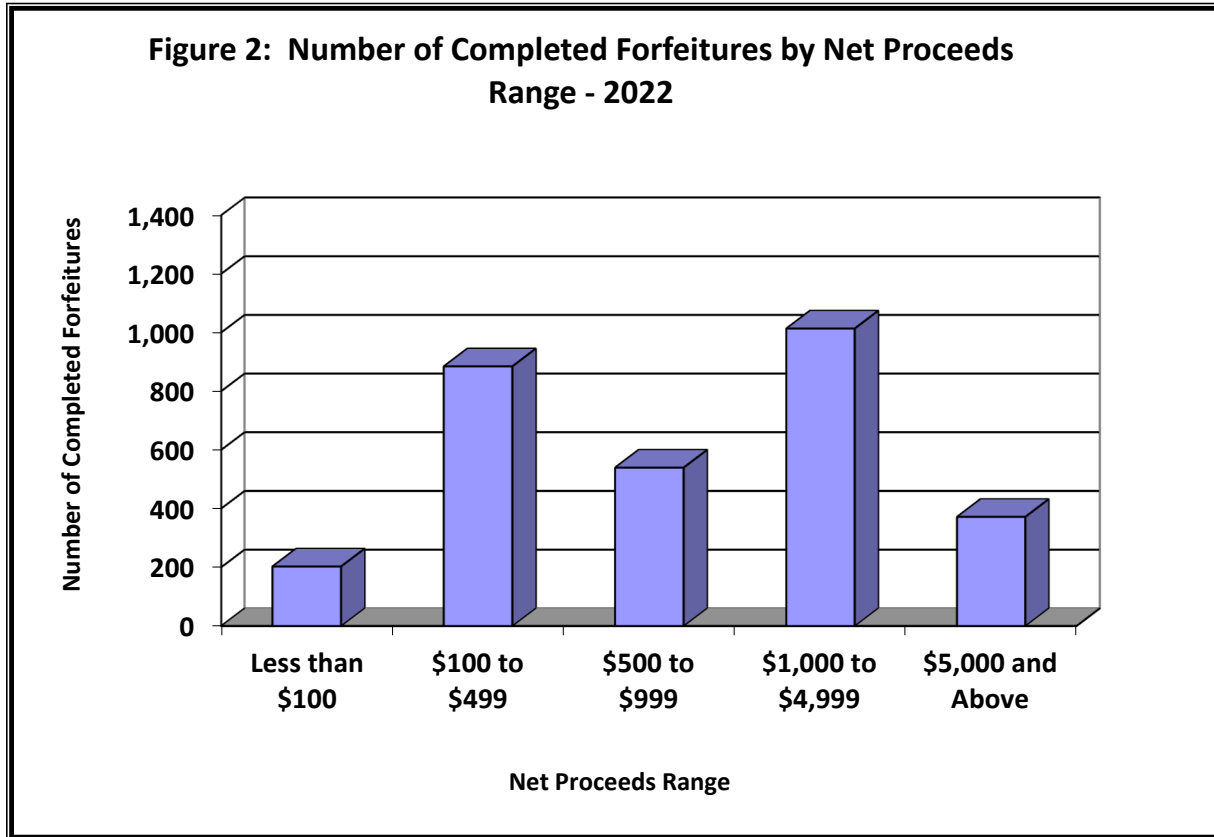
¹⁵These costs represent the payment of seizure, storage, forfeiture, and sale expenses; satisfaction of valid liens against the property; and court-ordered restitution (Minn. Stat. § 609.5315, subd. 4).

¹⁶Amount returned represents cash returned to owner per court order or agreement.

¹⁷Net proceeds do not equal the gross proceeds minus administrative expenses/lienholder obligations because when expenses exceed the gross proceeds, the net proceeds available for distribution are shown as zero.

- 1,014 (34 percent) forfeitures ranged from \$1,000 to \$4,999.
- 372 (12 percent) forfeitures were equal to or greater than \$5,000.

Figure 2 below shows the distribution of forfeitures by the range of net proceeds.



Forfeiture Activity by Law Enforcement Agency

The 275 law enforcement agencies reporting completed forfeitures in 2022 included county sheriff offices, city police departments, drug and gang task forces, the Metropolitan Airports Commission Police Department, and state law enforcement agencies. The agencies with 100 or more completed forfeitures in 2022 were: the Minnesota State Patrol (1,140); Department of Natural Resources, Enforcement Division (DNR) (265); Paul Bunyan Drug Task Force (112); and Wright County Sheriff’s Office (110). The number of law enforcement agencies reporting 100 or more completed forfeitures decreased from eight in 2021 to four in 2022. These four law enforcement agencies accounted for 31 percent of the total number of completed forfeitures reported in 2022.

Type of Property

Figure 3 below shows the types of property seized subject to forfeiture. In 2022, vehicles¹⁸ accounted for 56 percent of property seized, followed by cash at 24 percent, firearms at 19 percent, and other property at one percent.

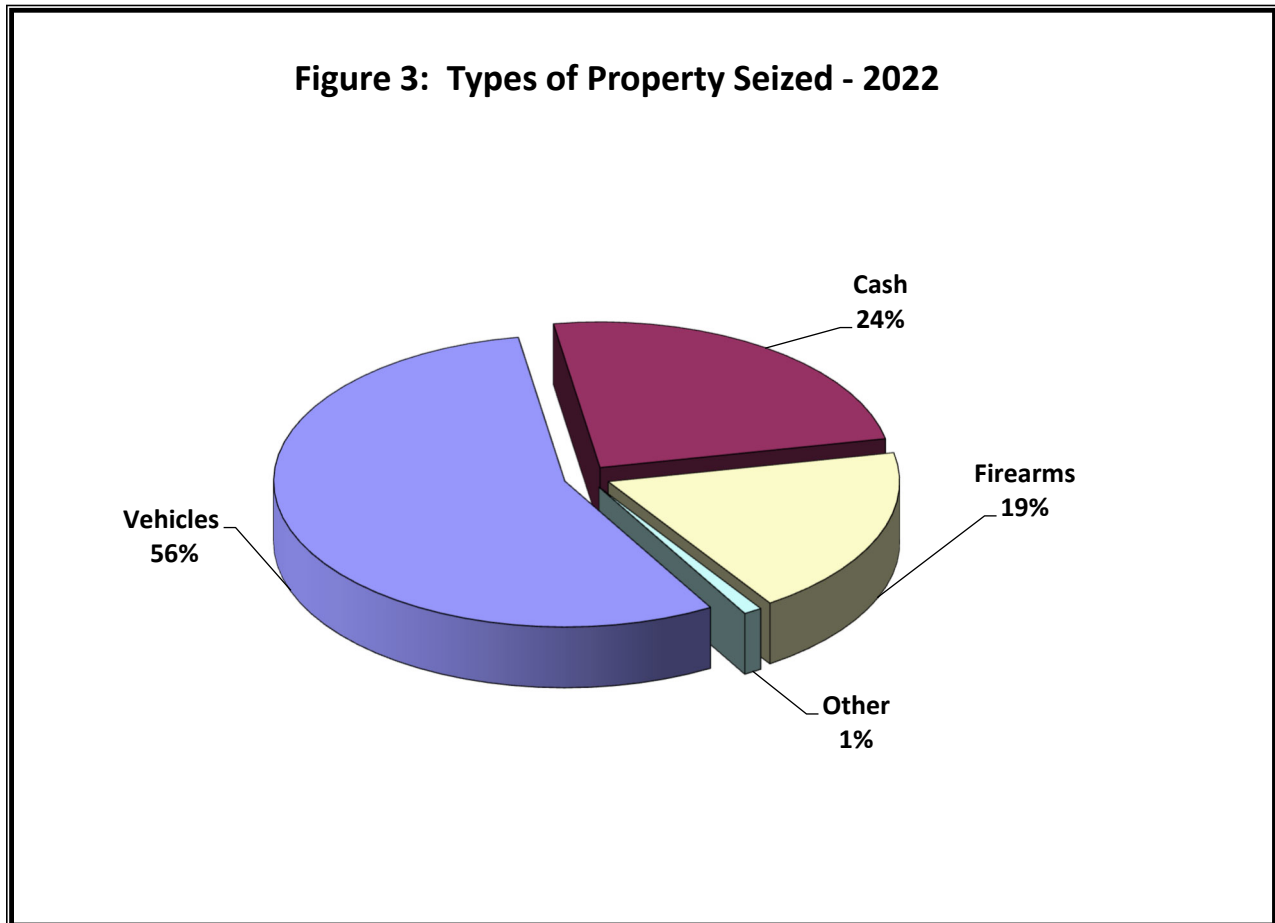


Table 1, on the next page, shows the three most common types of forfeited property (cash, vehicles, and firearms) and all other property for 2021 and 2022. It also includes the change between the two years.

¹⁸Vehicles include ATVs, boats, motorcycles, motorhomes, and snowmobiles.

Table 1: Type of Forfeited Property - 2021 and 2022*

<u>Year</u>	<u>Type of Property</u>	<u>Gross Sales</u>	<u>Administrative Expenses/Cash Returned to Owner/Lienholder**</u>	<u>Net Proceeds***</u>	<u>Number of Forfeiture Incidents</u>
2021	Cash	\$6,469,455	\$1,745,551	\$4,724,536	1,536
2022	Cash	4,691,357	1,127,479	5,460,636	1,287
	Difference	(\$1,778,098)	(\$618,072)	\$736,100	(249)
2021	Vehicles	\$4,408,005	\$1,636,472	\$2,973,001	3,924
2022	Vehicles	3,996,842	1,521,047	2,758,357	2,945
	Difference	(\$411,163)	(\$115,425)	(\$214,644)	(979)
2021	Firearms	\$46,172	\$51,445	\$39,708	695
2022	Firearms	204,714	26,981	178,497	994
	Difference	\$158,542	(\$24,464)	\$138,789	299
2021	All Other	\$67,566	\$8,470	\$59,620	62
2022	All Other	135,827	70,643	104,307	54
	Difference	\$68,261	\$62,173	\$44,687	(8)
2021	Totals	\$10,991,198	\$3,441,938	\$7,796,865	6,217
2022	Totals	9,028,740	2,746,150	8,501,797	5,280
	Difference	(\$1,962,458)	(\$695,788)	\$704,932	(937)

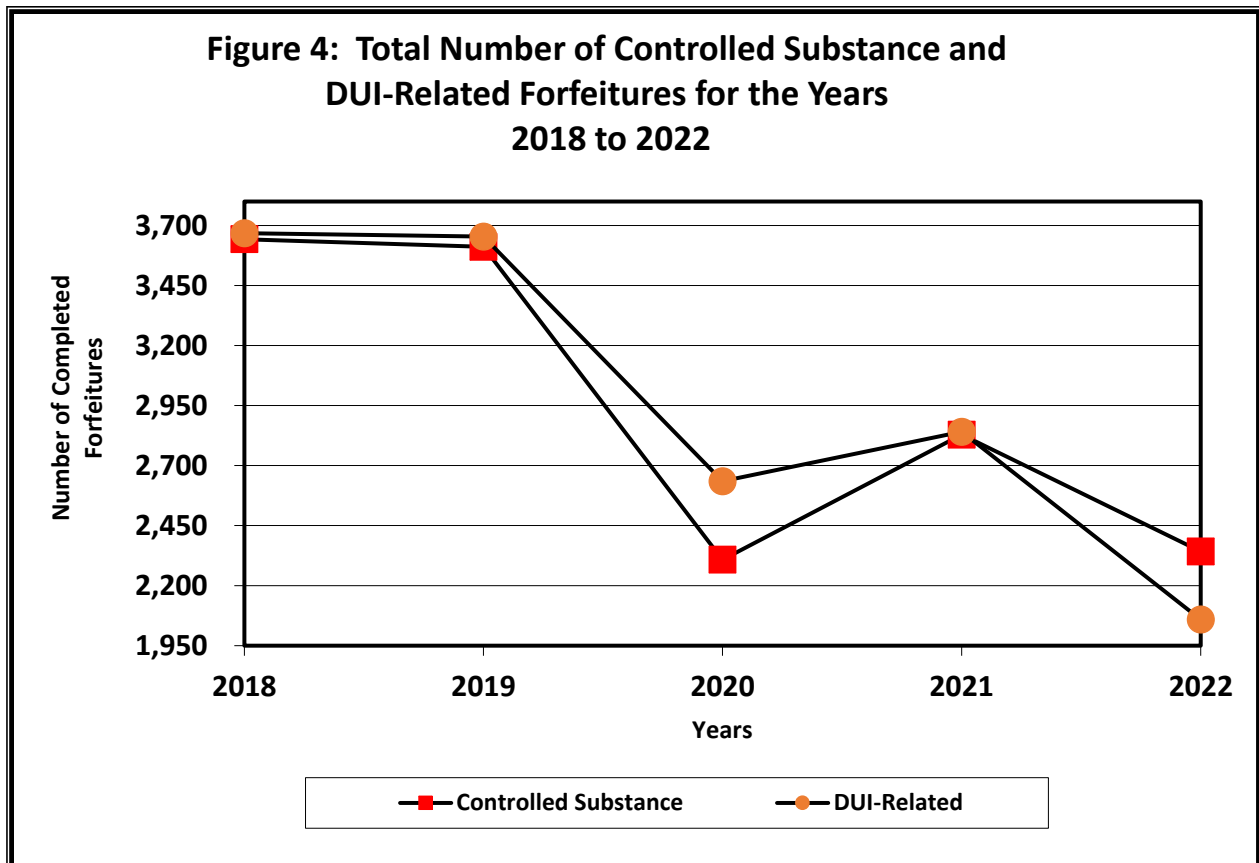
* The year 2022 includes completed forfeitures pursued under state and federal law.

**Includes cash returned to owner or lienholder per court order or agreement. In Tables 2 and 3, this amount is shown separately.

***Includes proceeds received through federal equitable sharing program. In Tables 2 and 3, this amount is shown separately. Net proceeds do not equal the gross proceeds minus administrative expenses/lienholder expenses/lienholder obligations because when expenses exceed the gross proceeds, the net proceeds available for distribution are shown as zero.

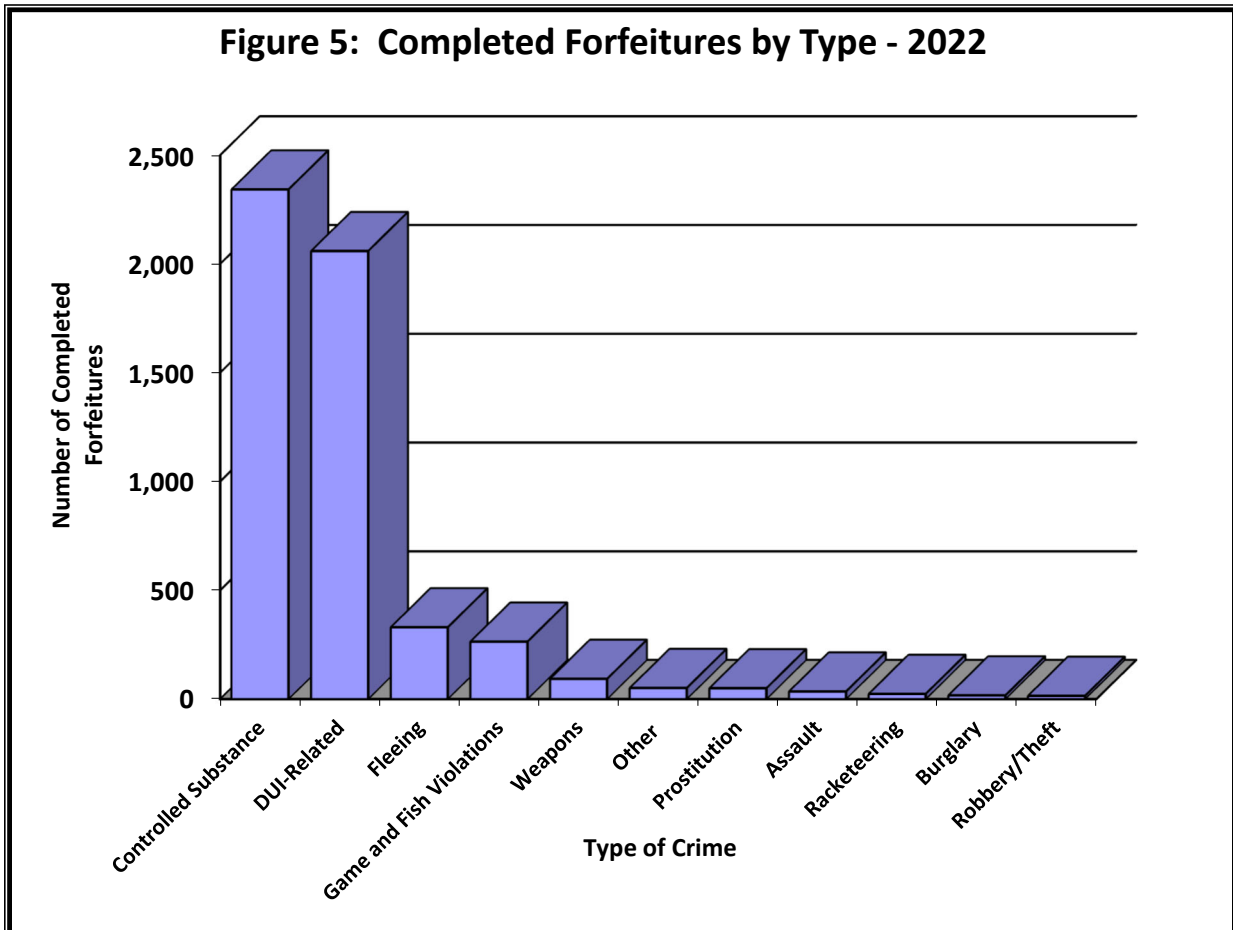
Type of Crime

The most common criminal activities leading to seizure, forfeiture, and final disposition of property in 2022 were DUI-related and controlled substance. Over the last five years, the total number of DUI-related forfeitures decreased 44 percent. Over the same period, the total number of controlled substance forfeitures decreased 36 percent. Figure 4 below shows the five-year trend.



In 2022, DUI-related and controlled substance offenses accounted for 83 percent of the forfeitures. Controlled substance forfeitures accounted for 2,342, or 44 percent, of reported forfeitures, while DUI-related forfeitures accounted for 2,059, or 39 percent, of reported forfeitures. The remaining forfeitures involved fleeing (330), game and fish violations (264), weapons (93), “other” crimes (51), prostitution (50), assault (35), racketeering (24), burglary (17), and robbery/theft (15). Figure 5 on the following page shows completed forfeitures by type of crime.

Figure 5: Completed Forfeitures by Type - 2022



Controlled Substance and DUI-Related Forfeitures

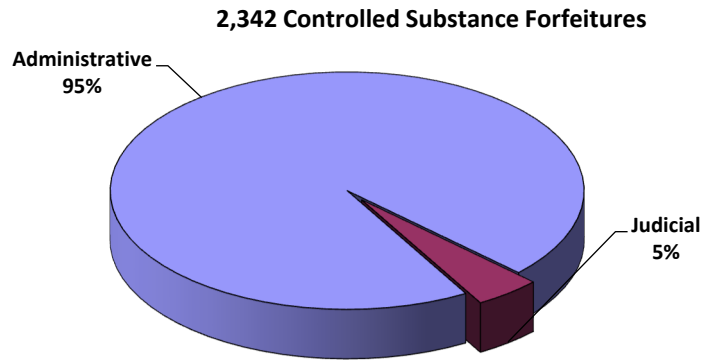
Property seized subject to forfeiture for which the associated crime is controlled substance or DUI-related must also include whether the forfeiture was initiated as an administrative or judicial forfeiture and whether the forfeiture was contested.¹⁹

Controlled Substance:

- In 2022, there were 2,342 controlled substance forfeitures reported, compared to 2,829 reported in 2021. Of the 2,342 controlled substance forfeitures in 2022, 2,236 were initiated as administrative forfeitures; 106 were initiated as judicial forfeitures. Figure 6 on the following page illustrates this distribution.

¹⁹Minn. Stat. § 609.5315, subd. 6.

Figure 6: Controlled Substance Forfeitures Initiation Type - Administrative or Judicial - 2022

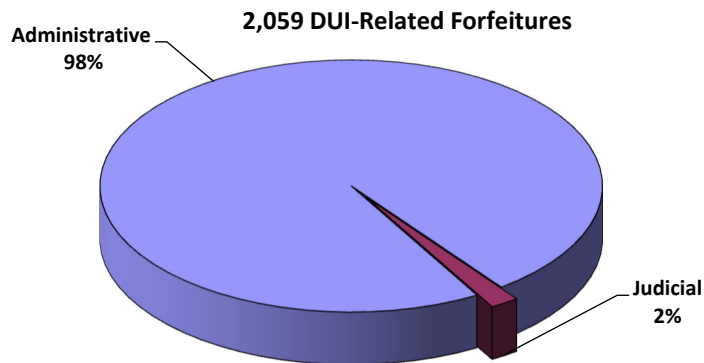


- Among the controlled substance forfeitures, 13 percent of the administrative forfeitures were contested, and 56 percent of the judicial forfeitures were contested.

Driving Under the Influence (DUI):

- In 2022, there were 2,059 DUI-related forfeitures reported, compared to 2,841 reported in 2021. Of these 2,059 DUI-related forfeitures, 2,021 were initiated as administrative forfeitures, and 38 were initiated as judicial forfeitures. See Figure 7 below.

Figure 7: DUI-Related Forfeitures Initiation Type - Administrative or Judicial - 2022



- Among the DUI-related forfeitures, 18 percent of the administrative forfeitures were contested, and 47 percent of the judicial forfeitures were contested.

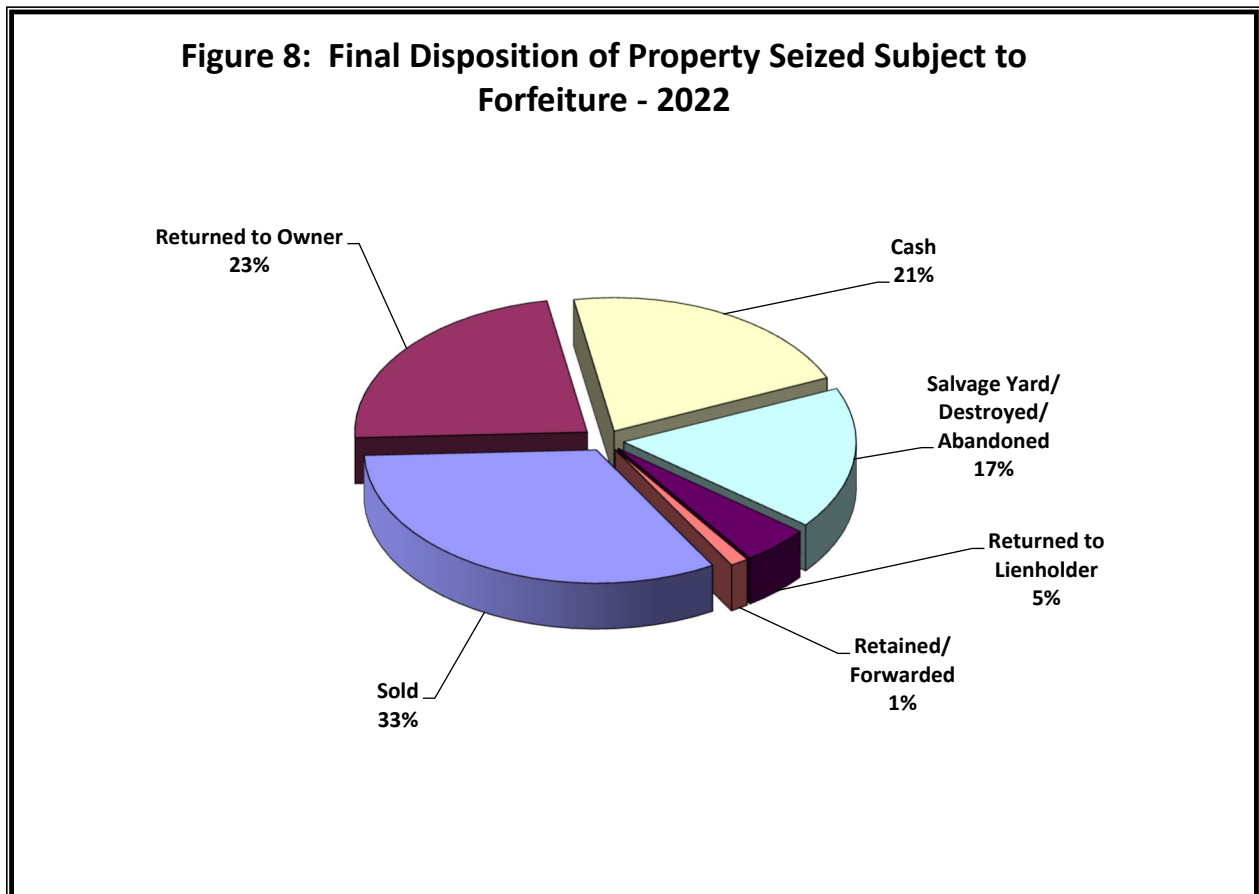
Forfeited Property Destroyed, Retained, Returned, or Forwarded to Other Agency

In addition to selling forfeited property, law enforcement agencies have the authority to destroy property that is harmful to the public, retain property for official use by the agency, return the seized property upon court order or agreement, or forward property to a state or federal agency (usually the Drug Enforcement Administration). When the final disposition of seized property is one of those listed above, there are no net proceeds subject to the various distribution formulas. If property retained for official use is later sold, the net proceeds are apportioned according to Minn. Stat. § 609.5315.

In 2022, 1,208 forfeitures resulted in the seized property being returned or sold to the owner upon agreement or court order; 911 forfeitures resulted in property being destroyed, abandoned, or sent to a salvage yard; 248 forfeitures were used to resolve liens against property; and 67 forfeitures resulted in property being retained by the agency or forwarded to another agency.

Final Disposition of Property

Law enforcement agencies reported final disposition for 5,280 incidences of seized property in 2022. Figure 8 below shows the final disposition for the 5,280 forfeitures.



Property or Proceeds Shared With Other Agency

Law enforcement agencies frequently work together, especially on drug-related offenses, and often share the cash proceeds from drug-related forfeitures. Sharing of property or proceeds occurs most frequently in narcotics task forces, where proceeds are split amongst the contributing agencies.

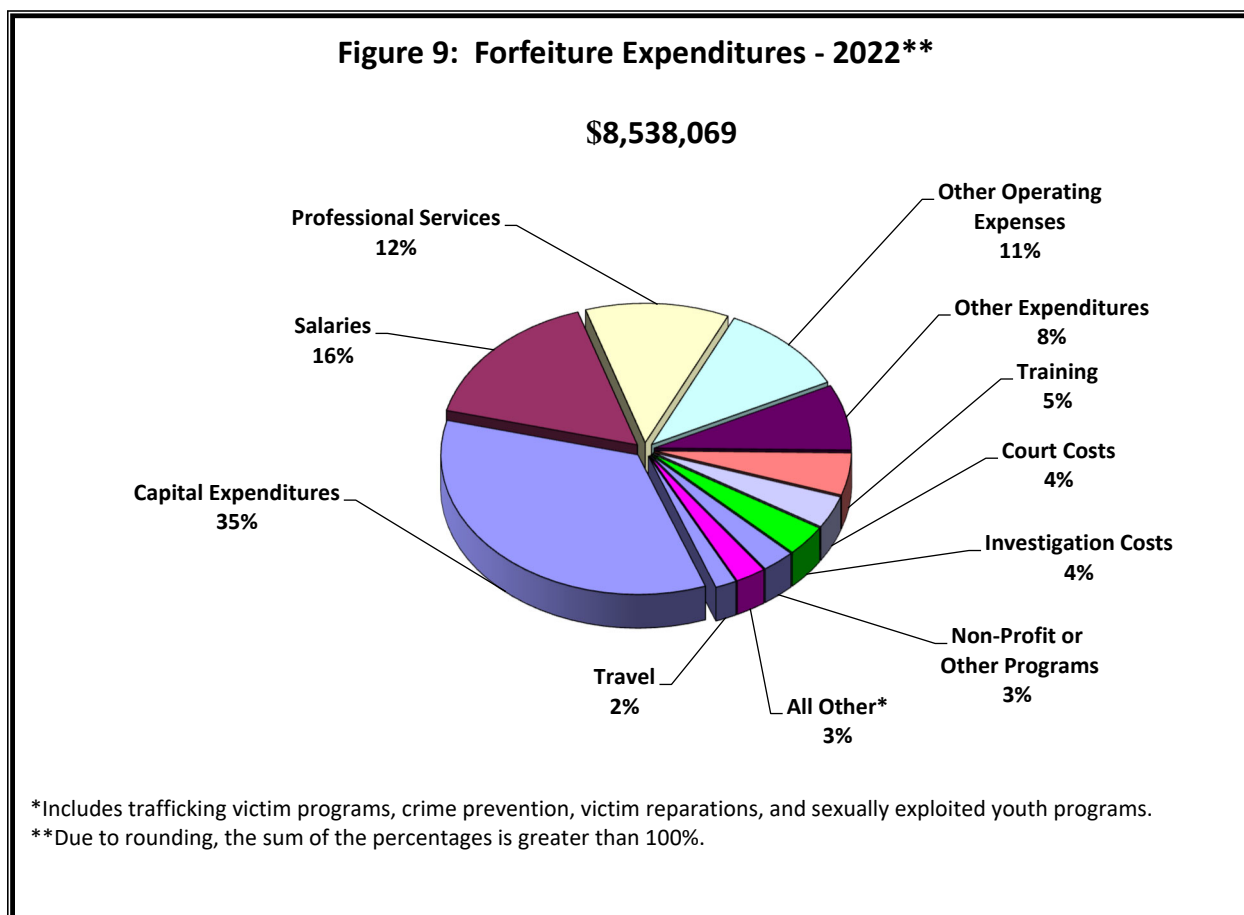
Agencies Reporting No Forfeitures in 2022

Not all law enforcement agencies in the state process property for forfeiture. The OSA requires all law enforcement agencies that did not process any forfeitures in a given year to inform the OSA by January 31 of the following year of this information. For 2022, 164 agencies reported that they did not process any property under the forfeiture statutes (see Appendix 1), compared to 149 in 2021. This does not mean that forfeitable offenses did not occur in these jurisdictions, but rather it is often cost-prohibitive for these agencies due to their limited size. Many agencies forward their forfeitures to the task force in their jurisdiction. Appendix 2 contains a map of the gang and drug task forces throughout the state.

2022 Forfeiture Expenditures

In addition to reporting forfeitures, law enforcement agencies and prosecuting authorities are required to report annually to the OSA on how forfeiture proceeds were expended, including proceeds received through forfeiture under state and federal law.²⁰ Forfeiture expenditures, reported to the OSA include the manner in which each appropriate agency and prosecuting authority expended forfeiture proceeds annually from the sale of forfeited property in various categories including but not limited to crime prevention, victim reparations, sexually exploited youth programs, trafficking victim programs, investigation costs, court and attorney costs, salaries, professional services, travel, training, other operating expenses, capital expenditures, and gifts or grants to non-profit or other programs.

In 2022, 266 law enforcement agencies and prosecuting authorities reported total forfeiture expenditures of \$8.5 million. The largest categories of forfeiture expenditures were capital expenditures, salaries, professional services, and other operating expenses. These four categories accounted for 73 percent of total forfeiture expenditures. Figure 9 below shows the relative shares of total forfeiture expenditures by category. The underlying data for this figure is detailed in Table 4 on page 223.



²⁰Minn. Stat. § 609.5315, subd. 6 (c).

Agencies Reporting No Forfeiture Expenditures in 2022

Not all law enforcement agencies and prosecuting authorities in the state expended forfeiture proceeds. In 2022, 439 law enforcement agencies and 100 prosecuting authorities were required to report expenditure of forfeiture proceeds to the OSA. Of the 539 law enforcement agencies and prosecuting authorities, 266 reported forfeiture expenditures; 273 reported that they did not expend any forfeiture proceeds in 2022. Table 4 summarizes expenditure of forfeiture proceeds in 2022 and Table 5 lists, by agency, detailed expenditure of forfeiture proceeds, including proceeds received through forfeiture under state and federal law.

DATA TABLES

Table 2A
Property Seized Subject to State Forfeiture - Final Disposition - 2022
Sorted by Agency and Net Proceeds

Entity and Crime	Disposition Date	Type of Property	Property Detail	Disposition of Property	Basis of Disposition	Gross Sales	Expenses Paid	Amount Returned	Net Proceeds*
Aitkin County Sheriff's Office									
Burglary	01/26/2022	Vehicle	1995 Dodge Dakota Pickup 2WD	Returned to Owner	Judicial Forfeiture	---	165	---	---
DUI-Related	05/24/2022	Vehicle	2008 Mercury Grand Marquis	Returned to Owner	Judicial Forfeiture	---	120	---	---
Controlled Substance	08/31/2022	Vehicle	2004 Lincoln LS	Property Sold	Administrative Forfeiture	400	481	---	---
DUI-Related	03/04/2022	Vehicle	1997 Ford F150	Property Sold	Administrative Forfeiture	425	396	---	29
Burglary	08/31/2022	Vehicle	1997 Ford Ranger	Property Sold	Judicial Forfeiture	1,200	590	---	610
DUI-Related	09/14/2022	Snowmobile	2007 Polaris Dragon 700	Property Sold	Judicial Forfeiture	1,100	460	---	640
DUI-Related	08/31/2022	Vehicle	2004 Chevrolet Suburban	Property Sold	Administrative Forfeiture	1,300	530	---	770
DUI-Related	08/31/2022	Vehicle	1998 Chevrolet Suburban	Property Sold	Judicial Forfeiture	1,500	557	---	943
Controlled Substance	01/31/2022	Cash		Cash Forfeiture	Administrative Forfeiture	1,308	---	---	1,308
DUI-Related	01/28/2022	Vehicle	2008 Ford Fusion	Property Sold	Administrative Forfeiture	2,000	525	---	1,475
Controlled Substance	03/04/2022	Vehicle	2012 Ford Escape	Property Sold	Administrative Forfeiture	2,600	546	---	2,054
DUI-Related	03/04/2022	Vehicle	2007 Ford Edge	Property Sold	Administrative Forfeiture	2,900	546	---	2,354
DUI-Related	08/31/2022	Snowmobile	2020 Polaris XC 800	Property Sold	Judicial Forfeiture	6,600	520	---	6,080
Agency Total						\$21,333	\$5,436	\$---	\$16,263
Aitkin Police Department									
Controlled Substance	10/03/2022	Vehicle	2002 Honda Accord	Returned to Owner	Agreement	---	---	---	---
Controlled Substance	09/19/2022	Vehicle	2000 Ford F150	Returned to Owner	Agreement	---	---	---	---
Controlled Substance	10/28/2022	Firearm	F.LLI Pietta - 0.44 Caliber - Revolver	Property Destroyed	Administrative Forfeiture	---	---	---	---
Controlled Substance	03/15/2022	Vehicle	2009 Honda Accord	Property Destroyed	Administrative Forfeiture	200	1,881	---	---
Controlled Substance	07/15/2022	Vehicle	2006 Chrysler 300 M	Property Sold	Judicial Forfeiture	1,145	1,850	---	---
Fleeing a Peace Officer	12/09/2022	Vehicle	2008 BMW 335i Coupe	Property Sold	Judicial Forfeiture	1,810	5,704	---	---
Fleeing a Peace Officer	02/15/2022	Vehicle	2012 BMW 550 GT	Returned to Lienholder	Judicial Forfeiture	2,427	2,427	---	---
Controlled Substance	01/24/2022	Cash		Cash Forfeiture	Administrative Forfeiture	169	---	---	169
Controlled Substance	06/23/2022	Cash		Cash Forfeiture	Judicial Forfeiture	279	---	---	279
Controlled Substance	10/03/2022	Cash		Cash Forfeiture	Administrative Forfeiture	360	---	---	360
Fleeing a Peace Officer	07/15/2022	Vehicle	2010 Honda Civic	Property Sold	Judicial Forfeiture	3,615	3,061	---	554
Agency Total						\$10,005	\$14,923	\$---	\$1,362

*When expenses exceed the gross amount received, the net proceeds available for distribution are shown as zero.

Table 2A
Property Seized Subject to State Forfeiture - Final Disposition - 2022
Sorted by Agency and Net Proceeds

Entity and Crime	Disposition Date	Type of Property	Property Detail	Disposition of Property	Basis of Disposition	Gross Sales	Expenses Paid	Amount Returned	Net Proceeds*
Aitkin-Itasca-Mille Lacs Violent Crimes Enforcement Team									
Controlled Substance	07/13/2022	Vehicle	2016 Ford F150	Returned to Lienholder	Administrative Forfeiture	255	255	---	---
Controlled Substance	11/10/2022	Firearm	Hi-Point - 0.38 Caliber - Pistol	Property Sold	Administrative Forfeiture	75	---	---	75
Controlled Substance	11/10/2022	Firearm	Taurus - 9 Millimeter - Pistol	Property Sold	Administrative Forfeiture	100	---	---	100
Controlled Substance	06/27/2022	Cash		Cash Forfeiture	Administrative Forfeiture	120	---	---	120
Controlled Substance	11/10/2022	Firearm	Palmetto - 6 Millimeter - Rifle	Property Sold	Administrative Forfeiture	125	---	---	125
Controlled Substance	11/10/2022	Firearm	Mossberg - 8 Millimeter - Rifle	Property Sold	Administrative Forfeiture	200	---	---	200
Controlled Substance	11/10/2022	Firearm	Ruger - 0.3 Caliber - Rifle	Property Sold	Administrative Forfeiture	200	---	---	200
Controlled Substance	11/10/2022	Firearm	Springfield - 9 Millimeter - Pistol	Property Sold	Administrative Forfeiture	200	---	---	200
Controlled Substance	11/10/2022	Firearm	Naroh - 9 Millimeter - Pistol	Property Sold	Administrative Forfeiture	200	---	---	200
Controlled Substance	07/13/2022	Cash		Cash Forfeiture	Administrative Forfeiture	202	---	---	202
Controlled Substance	07/11/2022	Cash		Cash Forfeiture	Administrative Forfeiture	314	---	---	314
Controlled Substance	05/17/2022	Cash		Cash Forfeiture	Administrative Forfeiture	377	---	---	377
Controlled Substance	11/10/2022	Firearm	Anderson - 6 Millimeter - Rifle	Property Sold	Administrative Forfeiture	400	---	---	400
Controlled Substance	07/18/2022	Cash		Cash Forfeiture	Administrative Forfeiture	897	---	---	897
Controlled Substance	10/26/2022	Cash		Cash Forfeiture	Administrative Forfeiture	1,000	---	---	1,000
Controlled Substance	10/27/2022	Cash		Cash Forfeiture	Administrative Forfeiture	1,610	---	---	1,610
Controlled Substance	08/31/2022	Cash		Cash Forfeiture	Administrative Forfeiture	2,480	---	---	2,480
Controlled Substance	06/10/2022	Cash		Cash Forfeiture	Administrative Forfeiture	4,216	---	---	4,216
Agency Total						\$12,971	\$255	\$---	\$12,716
Albert Lea Police Department									
Controlled Substance	06/28/2022	Motorcycle	2012 Honda CBR1000RR SP	Returned to Owner	Agreement	92	92	---	---
DUI-Related	05/19/2022	Vehicle	2012 Dodge Journey	Returned per Agreement	Agreement	110	110	---	---
Controlled Substance	06/28/2022	Cash		Cash Forfeiture	Administrative Forfeiture	103	---	---	103
Fleeing a Peace Officer	05/26/2022	Vehicle	2006 Mercury Sable	Salvage Yard	Agreement	425	200	---	225
Agency Total						\$730	\$402	\$---	\$328
Alcohol and Gambling Enforcement Division									
Gambling Law Violation	07/01/2022	Cash		Cash Forfeiture	Administrative Forfeiture	805	---	---	805
Gambling Law Violation	10/12/2022	Cash		Cash Forfeiture	Administrative Forfeiture	1,410	---	---	1,410
Gambling Law Violation	01/31/2022	Cash		Cash Forfeiture	Administrative Forfeiture	11,262	---	---	11,262
Gambling Law Violation	01/24/2022	Cash		Cash Forfeiture	Administrative Forfeiture	139,227	---	100,000	39,227
Agency Total						\$152,704	\$---	\$100,000	\$52,704

*When expenses exceed the gross amount received, the net proceeds available for distribution are shown as zero.

Table 2A
Property Seized Subject to State Forfeiture - Final Disposition - 2022
Sorted by Agency and Net Proceeds

Entity and Crime	Disposition Date	Type of Property	Property Detail	Disposition of Property	Basis of Disposition	Gross Sales	Expenses Paid	Amount Returned	Net Proceeds*
Alexandria Police Department									
Controlled Substance	04/01/2022	Vehicle	2004 Pontiac Grand Prix	Property Sold	Administrative Forfeiture	446	123	---	323
DUI-Related	04/01/2022	Vehicle	2000 Jeep Cherokee FWD	Property Sold	Administrative Forfeiture	1,318	233	---	1,085
Controlled Substance	04/01/2022	Vehicle	2005 Chevrolet TrailBlazer	Property Sold	Administrative Forfeiture	2,234	104	---	2,130
DUI-Related	04/01/2022	Vehicle	2004 Chevrolet Monte Carlo	Property Sold	Administrative Forfeiture	2,739	127	---	2,612
DUI-Related	09/09/2022	Vehicle	2010 Ford Edge	Property Sold	Administrative Forfeiture	2,862	---	---	2,862
DUI-Related	09/09/2022	Vehicle	2005 Honda Accord	Property Sold	Administrative Forfeiture	4,952	---	---	4,952
DUI-Related	03/18/2022	Vehicle	2003 Dodge Ram	Property Sold	Administrative Forfeiture	5,920	18	---	5,902
DUI-Related	04/15/2022	Vehicle	2010 Ford F150	Property Sold	Administrative Forfeiture	11,763	166	---	11,597
Agency Total						\$32,234	\$771	\$---	\$31,463
Annandale Police Department									
DUI-Related	03/04/2022	Vehicle	2013 Mazda CX-9 2WD	Returned to Owner	Agreement	1,500	160	402	938
Agency Total						\$1,500	\$160	\$402	\$938
Anoka County Sheriff's Office									
Controlled Substance	08/25/2022	Cash		Cash Forfeiture	Administrative Forfeiture	630	---	---	630
Controlled Substance	08/25/2022	Cash		Cash Forfeiture	Administrative Forfeiture	818	---	---	818
Controlled Substance	08/24/2022	Cash		Cash Forfeiture	Administrative Forfeiture	1,018	---	---	1,018
Controlled Substance	03/22/2022	Cash		Cash Forfeiture	Administrative Forfeiture	1,117	---	---	1,117
Controlled Substance	08/25/2022	Cash		Cash Forfeiture	Administrative Forfeiture	1,146	---	---	1,146
Controlled Substance	08/25/2022	Cash		Cash Forfeiture	Administrative Forfeiture	1,148	---	---	1,148
Controlled Substance	08/25/2022	Cash		Cash Forfeiture	Administrative Forfeiture	1,785	---	---	1,785
Controlled Substance	08/25/2022	Cash		Cash Forfeiture	Administrative Forfeiture	1,814	---	---	1,814
Controlled Substance	08/25/2022	Cash		Cash Forfeiture	Administrative Forfeiture	18,343	---	8,000	10,343
Agency Total						\$27,819	\$---	\$8,000	\$19,819
Anoka Police Department									
Theft	07/28/2022	Vehicle	2005 Ford F150	Returned to Lienholder	Administrative Forfeiture	---	---	---	---
Fleeing a Peace Officer	07/19/2022	Vehicle	2007 Nissan Altima	Returned to Owner	Agreement	---	---	---	---
Burglary	07/28/2022	Vehicle	2006 Ford F150	Returned to Lienholder	Judicial Forfeiture	---	---	---	---
Controlled Substance	05/23/2022	Firearm	Kahr Arms - 9 Millimeter - Pistol	Property Destroyed	Administrative Forfeiture	---	---	---	---
Controlled Substance	08/09/2022	Cash		Cash Forfeiture	Judicial Forfeiture	1,304	---	---	1,304
Agency Total						\$1,304	\$---	\$---	\$1,304

*When expenses exceed the gross amount received, the net proceeds available for distribution are shown as zero.

Table 2A
Property Seized Subject to State Forfeiture - Final Disposition - 2022
Sorted by Agency and Net Proceeds

Entity and Crime	Disposition Date	Type of Property	Property Detail	Disposition of Property	Basis of Disposition	Gross Sales	Expenses Paid	Amount Returned	Net Proceeds*
Anoka-Hennepin Drug Task Force									
Controlled Substance	12/06/2022	Firearm	Ruger - 9 Millimeter - Pistol	Property Retained	Administrative Forfeiture	---	---	---	---
Controlled Substance	06/17/2022	Firearm	Sig Sauer - 6 Millimeter - Rifle	Retained for Destruction	Agreement	---	---	---	---
Controlled Substance	06/17/2022	Firearm	Glock - 0.4 Caliber - Pistol	Retained for Destruction	Agreement	---	---	---	---
Controlled Substance	06/17/2022	Firearm	Sig Sauer - 6 Millimeter - Pistol	Retained for Destruction	Agreement	---	---	---	---
Controlled Substance	06/17/2022	Firearm	Draco - 9 Millimeter - Pistol	Retained for Destruction	Agreement	---	---	---	---
Controlled Substance	06/17/2022	Firearm	Colt - 0.45 Caliber - Pistol	Retained for Destruction	Agreement	---	---	---	---
Controlled Substance	06/17/2022	Firearm	Glock - 9 Millimeter - Pistol	Retained for Destruction	Agreement	---	---	---	---
Controlled Substance	06/17/2022	Firearm	Glock - 9 Millimeter - Pistol	Retained for Destruction	Agreement	---	---	---	---
Controlled Substance	05/18/2022	Firearm	Canik55 - 9 Millimeter - Pistol	Retained for Destruction	Administrative Forfeiture	---	---	---	---
Controlled Substance	05/09/2022	Cash		Cash Forfeiture	Agreement	2,117	---	617	1,500
Controlled Substance	07/05/2022	Cash		Cash Forfeiture	Administrative Forfeiture	2,928	---	---	2,928
Controlled Substance	05/18/2022	Cash		Cash Forfeiture	Administrative Forfeiture	4,300	---	---	4,300
Controlled Substance	12/06/2022	Cash		Cash Forfeiture	Administrative Forfeiture	5,000	---	---	5,000
Controlled Substance	04/22/2022	Cash		Cash Forfeiture	Agreement	11,600	---	5,800	5,800
Controlled Substance	05/18/2022	Cash		Cash Forfeiture	Administrative Forfeiture	6,314	---	---	6,314
Controlled Substance	08/09/2022	Cash		Cash Forfeiture	Administrative Forfeiture	7,100	---	---	7,100
Controlled Substance	03/02/2022	Cash		Cash Forfeiture	Administrative Forfeiture	11,800	---	---	11,800
Controlled Substance	06/17/2022	Cash		Cash Forfeiture	Agreement	15,355	---	---	15,355
Agency Total						\$66,514	\$---	\$6,417	\$60,097
Apple Valley Police Department									
DUI-Related	12/02/2022	Vehicle	2013 Kia Optima FE	Property Retained	Judicial Forfeiture	---	---	---	---
DUI-Related	04/27/2022	Vehicle	2011 Ford Taurus	Returned per Agreement	Judicial Forfeiture	---	---	---	---
Agency Total						\$---	\$---	\$---	\$---
Arlington Police Department									
DUI-Related	04/18/2022	Vehicle	2006 Hyundai Sonata Hybrid	Property Sold	Administrative Forfeiture	2,690	192	---	2,498
Agency Total						\$2,690	\$192	\$---	\$2,498

*When expenses exceed the gross amount received, the net proceeds available for distribution are shown as zero.

Table 2A
Property Seized Subject to State Forfeiture - Final Disposition - 2022
Sorted by Agency and Net Proceeds

Entity and Crime	Disposition Date	Type of Property	Property Detail	Disposition of Property	Basis of Disposition	Gross Sales	Expenses Paid	Amount Returned	Net Proceeds*
Austin Police Department									
DUI-Related	02/25/2022	Motorcycle	2006 Harley-Davidson Street Glide FLHX	Returned to Owner	Administrative Forfeiture	---	---	---	---
DUI-Related	03/25/2022	Vehicle	2009 Toyota Camry	Returned to Owner	Agreement	150	150	---	---
DUI-Related	07/23/2022	Vehicle	2008 Pontiac Grand Prix	Returned per Agreement	Agreement	150	150	---	---
DUI-Related	06/30/2022	Vehicle	2014 Mercedes-Benz 350SD Turbo	Returned to Lienholder	Administrative Forfeiture	500	500	---	---
DUI-Related	09/12/2022	Vehicle	2008 Chevrolet Impala	Salvage Yard	Administrative Forfeiture	250	125	---	125
DUI-Related	11/08/2022	Vehicle	2006 Dodge Caravan	Returned to Owner	Agreement	150	---	---	150
DUI-Related	09/12/2022	Vehicle	2005 Chevrolet TrailBlazer	Salvage Yard	Administrative Forfeiture	250	---	---	250
DUI-Related	10/01/2022	Vehicle	2007 Ford Freestar Cargo Van FWD	Property Sold	Administrative Forfeiture	700	108	---	592
DUI-Related	10/01/2022	Vehicle	2004 Ford Expedition	Property Sold	Administrative Forfeiture	1,200	147	---	1,053
Fleeing a Peace Officer	09/19/2022	Vehicle	2014 GMC Terrain AWD	Returned to Owner	Agreement	1,500	150	---	1,350
DUI-Related	10/01/2022	Vehicle	2007 Chevrolet Impala	Property Sold	Administrative Forfeiture	1,750	213	---	1,537
DUI-Related	10/01/2022	Vehicle	2005 Buick Rendezvous AWD	Property Sold	Administrative Forfeiture	2,500	163	---	2,337
DUI-Related	10/01/2022	Vehicle	1997 GMC Savana 1500	Property Sold	Administrative Forfeiture	2,500	152	---	2,348
DUI-Related	10/01/2022	Vehicle	2006 Honda Accord	Property Sold	Administrative Forfeiture	2,750	261	---	2,489
DUI-Related	10/01/2022	Vehicle	2014 Ford Fiesta	Property Sold	Administrative Forfeiture	3,500	213	---	3,287
Agency Total						\$17,850	\$2,332	\$---	\$15,518
Avon Police Department									
Controlled Substance	10/20/2022	Vehicle	2014 Dodge Ram	Returned to Lienholder	Agreement	640	640	---	---
DUI-Related	11/03/2022	Vehicle	2003 Chevrolet S10 Pickup 2WD	Property Sold	Administrative Forfeiture	672	294	---	378
Controlled Substance	09/28/2022	Cash		Cash Forfeiture	Administrative Forfeiture	480	---	---	480
DUI-Related	10/20/2022	Vehicle	2007 Ford Edge	Property Sold	Administrative Forfeiture	1,639	560	---	1,079
Controlled Substance	09/20/2022	Cash		Cash Forfeiture	Administrative Forfeiture	1,798	---	---	1,798
Controlled Substance	10/28/2022	Vehicle	2010 Audi A4	Property Sold	Administrative Forfeiture	2,284	454	---	1,830
Burglary	08/15/2022	Vehicle	2006 Volkswagen Jetta	Property Sold	Judicial Forfeiture	2,338	417	---	1,921
Agency Total						\$9,851	\$2,365	\$---	\$7,486

*When expenses exceed the gross amount received, the net proceeds available for distribution are shown as zero.

Table 2A
Property Seized Subject to State Forfeiture - Final Disposition - 2022
Sorted by Agency and Net Proceeds

Entity and Crime	Disposition Date	Type of Property	Property Detail	Disposition of Property	Basis of Disposition	Gross Sales	Expenses Paid	Amount Returned	Net Proceeds*
Baxter Police Department									
Kidnapping	01/03/2022	Vehicle	2001 Lincoln LS	Property Abandoned	Agreement	---	---	---	---
DUI-Related	03/24/2022	Vehicle	2017 Chevrolet Silverado	Returned to Owner	Administrative Forfeiture	---	---	---	---
DUI-Related	01/03/2022	Vehicle	1999 Volkswagen Cabrio	Property Abandoned	Agreement	---	---	---	---
DUI-Related	08/18/2022	Vehicle	2000 Buick Century	Salvage Yard	Agreement	---	65	---	---
DUI-Related	01/03/2022	Vehicle	1999 Pontiac Grand Am	Property Abandoned	Agreement	---	---	---	---
Controlled Substance	12/29/2022	Firearm	Smith and Wesson - 9 Millimeter - Pistol	Returned to Owner	Court Ordered Return	---	---	---	---
Controlled Substance	12/29/2022	Firearm	Milton - 0.22 Caliber - Rifle	Property Destroyed	Administrative Forfeiture	---	---	---	---
Controlled Substance	12/29/2022	Firearm	EEH Rockledge - 0.36 Caliber - Pistol	Property Destroyed	Administrative Forfeiture	---	---	---	---
Controlled Substance	12/29/2022	Firearm	Walther - 0.22 Caliber - Pistol	Property Destroyed	Administrative Forfeiture	---	---	---	---
Controlled Substance	12/29/2022	Firearm	Ruger - 0.38 Caliber - Pistol	Property Destroyed	Administrative Forfeiture	---	---	---	---
Controlled Substance	01/03/2022	Vehicle	1989 Ford Mustang	Returned to Owner	Agreement	55	55	---	---
DUI-Related	07/22/2022	Vehicle	2002 Pontiac Grand Prix	Salvage Yard	Administrative Forfeiture	55	55	---	---
DUI-Related	01/03/2022	Vehicle	2000 Chevrolet Silverado	Returned to Owner	Agreement	55	55	---	---
DUI-Related	01/21/2022	Vehicle	1993 Buick LeSabre	Salvage Yard	Agreement	55	55	---	---
DUI-Related	01/03/2022	Vehicle	2008 Ford Taurus	Returned to Owner	Agreement	65	65	---	---
DUI-Related	09/13/2022	Vehicle	2003 Chevrolet Suburban	Returned to Owner	Agreement	65	65	---	---
DUI-Related	05/25/2022	Vehicle	2001 Pontiac Sunfire	Salvage Yard	Administrative Forfeiture	65	65	---	---
DUI-Related	03/31/2022	Vehicle	2008 Kia Rondo	Returned to Owner	Agreement	75	75	---	---
DUI-Related	09/13/2022	Vehicle	1998 GMC Sierra 1500	Salvage Yard	Agreement	75	75	---	---
DUI-Related	08/12/2022	Vehicle	2011 Jeep Wrangler 4WD	Returned to Owner	Agreement	80	80	---	---
DUI-Related	05/27/2022	Vehicle	2016 Chevrolet Cruze	Returned to Lienholder	Agreement	80	80	---	---
Controlled Substance	08/17/2022	Vehicle	2015 Ford Fusion	Returned to Lienholder	Agreement	85	85	---	---
Fleeing a Peace Officer	09/20/2022	Motorcycle	1998 Kawasaki KX250	Salvage Yard	Agreement	125	125	---	---
Controlled Substance	08/03/2022	Cash		Cash Forfeiture	Administrative Forfeiture	20	---	---	20
Controlled Substance	12/30/2022	Cash		Cash Forfeiture	Administrative Forfeiture	125	---	---	125
Controlled Substance	10/05/2022	Cash		Returned to Owner	Court Ordered Return	1,024	---	512	512
Controlled Substance	09/15/2022	Vehicle	2002 Ford F150	Property Sold	Administrative Forfeiture	750	155	---	595
Agency Total						\$2,854	\$1,155	\$512	\$1,252
Bayport Police Department									
Controlled Substance	09/15/2022	Vehicle	2014 Dodge Ram	Returned to Lienholder	Agreement	600	600	---	---
DUI-Related	05/06/2022	Vehicle	2014 Buick Encore	Returned to Owner	Agreement	400	175	---	225
DUI-Related	01/01/2022	Vehicle	2010 Dodge Caliber	Property Retained	Administrative Forfeiture	2,323	150	---	2,173
Agency Total						\$3,323	\$925	\$---	\$2,398

*When expenses exceed the gross amount received, the net proceeds available for distribution are shown as zero.

Table 2A
Property Seized Subject to State Forfeiture - Final Disposition - 2022
Sorted by Agency and Net Proceeds

Entity and Crime	Disposition Date	Type of Property	Property Detail	Disposition of Property	Basis of Disposition	Gross Sales	Expenses Paid	Amount Returned	Net Proceeds*
Becker County Sheriff's Office									
Fleeing a Peace Officer	01/19/2022	Vehicle	2000 Mitsubishi Eclipse	Property Sold	Administrative Forfeiture	330	330	---	---
Fleeing a Peace Officer	06/02/2022	Vehicle	2003 Lexus ES 250	Property Sold	Administrative Forfeiture	330	330	---	---
DUI-Related	10/21/2022	Vehicle	2006 Pontiac G6	Property Sold	Administrative Forfeiture	330	330	---	---
Vehicular Operation	10/21/2022	Vehicle	2003 Buick Century Wagon	Property Sold	Administrative Forfeiture	330	330	---	---
DUI-Related	10/21/2022	Vehicle	1996 Chevrolet Tahoe	Property Sold	Administrative Forfeiture	788	788	---	---
Agency Total						\$2,108	\$2,108	\$---	\$---
Becker Police Department									
DUI-Related	03/02/2022	Vehicle	2007 GMC Yukon XL 1500	Returned to Lienholder	Agreement	462	462	---	---
Fleeing a Peace Officer	03/02/2022	Vehicle	2001 Ford Explorer	Property Destroyed	Agreement	605	605	---	---
DUI-Related	04/04/2022	Vehicle	2018 Toyota Truck	Returned to Lienholder	Agreement	775	775	---	---
DUI-Related	01/11/2022	Vehicle	2010 BMW X3	Returned to Owner	Agreement	890	590	---	300
Controlled Substance	07/29/2022	Cash		Cash Forfeiture	Administrative Forfeiture	620	---	---	620
Controlled Substance	06/02/2022	Vehicle	2012 Ford Taurus	Property Sold	Administrative Forfeiture	5,635	689	---	4,946
Agency Total						\$8,987	\$3,121	\$---	\$5,866
Belgrade Brooten Police Board									
DUI-Related	10/12/2022	Vehicle	2017 Ford F150	Returned per Agreement	Agreement	---	---	---	---
DUI-Related	04/18/2022	Vehicle	2006 Ford Freestyle FWD	Property Sold	Administrative Forfeiture	503	258	---	245
Agency Total						\$503	\$258	\$---	\$245
Belle Plaine Police Department									
Controlled Substance	09/30/2022	Cash		Cash Forfeiture	Administrative Forfeiture	107	---	---	107
Controlled Substance	12/20/2022	Cash		Cash Forfeiture	Administrative Forfeiture	110	---	---	110
Controlled Substance	09/30/2022	Cash		Cash Forfeiture	Administrative Forfeiture	366	---	---	366
DUI-Related	09/26/2022	Vehicle	2012 Nissan Versa	Returned to Owner	Administrative Forfeiture	500	---	---	500
DUI-Related	06/15/2022	Vehicle	2014 Ford F250	Returned per Agreement	Administrative Forfeiture	500	---	---	500
DUI-Related	02/03/2022	Vehicle	2017 Chevrolet Silverado	Returned per Agreement	Administrative Forfeiture	500	---	---	500
Controlled Substance	09/30/2022	Cash		Cash Forfeiture	Administrative Forfeiture	556	---	---	556
Controlled Substance	03/01/2022	Cash		Cash Forfeiture	Judicial Forfeiture	1,680	---	---	1,680
Controlled Substance	09/30/2022	Cash		Cash Forfeiture	Administrative Forfeiture	8,742	---	---	8,742
Agency Total						\$13,061	\$---	\$---	\$13,061

*When expenses exceed the gross amount received, the net proceeds available for distribution are shown as zero.

Table 2A
Property Seized Subject to State Forfeiture - Final Disposition - 2022
Sorted by Agency and Net Proceeds

Entity and Crime	Disposition Date	Type of Property	Property Detail	Disposition of Property	Basis of Disposition	Gross Sales	Expenses Paid	Amount Returned	Net Proceeds*
Beltrami County Sheriff's Office									
DUI-Related	07/31/2022	Vehicle	2002 Ford Windstar	Property Sold	Administrative Forfeiture	411	489	---	---
Controlled Substance	12/13/2022	Cash		Returned to Owner	Agreement	650	---	650	---
Controlled Substance	02/09/2022	Cash		Returned to Owner	Agreement	2,429	---	2,429	---
Controlled Substance	06/16/2022	Cash		Cash Forfeiture	Judicial Forfeiture	806	---	---	806
Controlled Substance	06/20/2022	Cash		Cash Forfeiture	Administrative Forfeiture	1,058	---	---	1,058
DUI-Related	07/31/2022	Vehicle	2010 Ford Focus	Property Sold	Administrative Forfeiture	1,405	264	---	1,141
Controlled Substance	04/29/2022	Cash		Cash Forfeiture	Administrative Forfeiture	1,255	---	---	1,255
DUI-Related	03/09/2022	Vehicle	2006 Cadillac CTS	Property Sold	Administrative Forfeiture	1,671	294	---	1,377
DUI-Related	09/06/2022	Boat	1989 Boat	Property Sold	Administrative Forfeiture	2,156	204	---	1,952
Controlled Substance	06/20/2022	Cash		Cash Forfeiture	Judicial Forfeiture	2,521	---	---	2,521
Controlled Substance	10/25/2022	Vehicle	2007 BMW 135i	Property Sold	Administrative Forfeiture	3,195	242	---	2,953
Controlled Substance	03/18/2022	Cash		Cash Forfeiture	Administrative Forfeiture	6,652	---	---	6,652
DUI-Related	03/16/2022	Vehicle	2011 Chevrolet Traverse FWD	Property Sold	Judicial Forfeiture	9,620	771	---	8,849
Agency Total						\$33,829	\$2,264	\$3,079	\$28,564

*When expenses exceed the gross amount received, the net proceeds available for distribution are shown as zero.

Table 2A
Property Seized Subject to State Forfeiture - Final Disposition - 2022
Sorted by Agency and Net Proceeds

Entity and Crime	Disposition Date	Type of Property	Property Detail	Disposition of Property	Basis of Disposition	Gross Sales	Expenses Paid	Amount Returned	Net Proceeds*
Bemidji Police Department									
DUI-Related	12/02/2022	Vehicle	2009 Chevrolet Silverado	Returned to Owner	Agreement	---	160	---	---
Controlled Substance	02/08/2022	Vehicle	2012 Volkswagen Passat	Returned to Owner	Agreement	---	125	---	---
DUI-Related	10/10/2022	Vehicle	2000 Chevrolet Impala	Property Abandoned	Agreement	---	---	---	---
DUI-Related	01/01/2022	Vehicle	2016 Chevrolet Silverado	Returned to Lienholder	Administrative Forfeiture	---	125	---	---
DUI-Related	02/11/2022	Vehicle	2017 Chevrolet Colorado	Returned to Lienholder	Administrative Forfeiture	188	188	---	---
Controlled Substance	12/02/2022	Cash		Returned to Owner	Agreement	627	---	627	---
Controlled Substance	10/10/2022	Cash		Property Abandoned	Agreement	744	---	744	---
Controlled Substance	10/10/2022	Cash		Property Abandoned	Agreement	750	---	750	---
Controlled Substance	10/10/2022	Cash		Property Abandoned	Agreement	785	---	785	---
Controlled Substance	01/03/2022	Cash		Returned to Owner	Agreement	960	---	960	---
Controlled Substance	10/28/2022	Cash		Returned to Owner	Agreement	1,282	---	1,282	---
Controlled Substance	06/22/2022	Cash		Returned to Owner	Agreement	1,545	---	1,545	---
Controlled Substance	01/01/2022	Firearm	Smith and Wesson - 0.36 Caliber - Revolver	Property Sold	Administrative Forfeiture	100	---	---	100
DUI-Related	12/29/2022	Vehicle	2001 Chrysler Town and Country	Property Sold	Administrative Forfeiture	325	222	---	103
Controlled Substance	11/22/2022	Cash		Cash Forfeiture	Administrative Forfeiture	866	---	---	866
Controlled Substance	12/30/2022	Vehicle	2002 Dodge Ram	Property Sold	Administrative Forfeiture	3,345	428	---	2,917
Controlled Substance	12/20/2022	Vehicle	2008 Infiniti G35	Property Sold	Administrative Forfeiture	3,545	472	---	3,073
Controlled Substance	11/21/2022	Cash		Cash Forfeiture	Administrative Forfeiture	4,121	---	---	4,121
Controlled Substance	10/28/2022	Cash		Cash Forfeiture	Administrative Forfeiture	7,782	---	---	7,782
Controlled Substance	11/21/2022	Cash		Cash Forfeiture	Administrative Forfeiture	9,979	---	---	9,979
Agency Total						\$36,944	\$1,720	\$6,693	\$28,941
Benson Police Department									
Fleeing a Peace Officer	05/25/2022	Vehicle	2002 Chevrolet Impala	Property Sold	Administrative Forfeiture	200	29,300	---	---
Fleeing a Peace Officer	05/25/2022	Vehicle	2002 Buick Century	Property Sold	Judicial Forfeiture	200	12,790	---	---
Controlled Substance	06/10/2022	Vehicle	2004 Chevrolet Monte Carlo	Property Sold	Administrative Forfeiture	1,771	11,565	---	---
Agency Total						\$2,171	\$53,655	\$---	\$---
Benton County Sheriff's Office									
Controlled Substance	07/28/2022	Cash		Cash Forfeiture	Administrative Forfeiture	627	---	---	627
Controlled Substance	05/24/2022	Cash		Cash Forfeiture	Administrative Forfeiture	784	---	---	784
Controlled Substance	07/06/2022	Cash		Cash Forfeiture	Administrative Forfeiture	9,948	---	---	9,948
Agency Total						\$11,359	\$---	\$---	\$11,359

*When expenses exceed the gross amount received, the net proceeds available for distribution are shown as zero.

Table 2A
Property Seized Subject to State Forfeiture - Final Disposition - 2022
Sorted by Agency and Net Proceeds

Entity and Crime	Disposition Date	Type of Property	Property Detail	Disposition of Property	Basis of Disposition	Gross Sales	Expenses Paid	Amount Returned	Net Proceeds*
Big Lake Police Department									
Controlled Substance	03/22/2022	Vehicle	2013 Nissan Sentra	Returned to Owner	Agreement	235	935	---	---
Controlled Substance	02/10/2022	Vehicle	2006 Dodge Charger	Property Sold	Administrative Forfeiture	400	1,120	---	---
DUI-Related	05/13/2022	Vehicle	2001 Subaru Legacy	Property Sold	Administrative Forfeiture	450	1,125	---	---
DUI-Related	05/04/2022	Vehicle	2000 GMC Sierra 1500	Property Sold	Administrative Forfeiture	800	1,145	---	---
DUI-Related	05/09/2022	Vehicle	2005 GMC Yukon 1500 4WD	Property Sold	Administrative Forfeiture	850	1,145	---	---
DUI-Related	10/07/2022	Vehicle	2015 Jeep Wrangler 2WD	Returned to Lienholder	Administrative Forfeiture	935	935	---	---
Controlled Substance	09/19/2022	Cash		Cash Forfeiture	Administrative Forfeiture	101	---	---	101
Controlled Substance	05/04/2022	Cash		Cash Forfeiture	Administrative Forfeiture	159	---	---	159
Controlled Substance	02/15/2022	Vehicle	2005 Chrysler 300	Property Sold	Administrative Forfeiture	1,342	1,167	---	175
Controlled Substance	06/28/2022	Cash		Cash Forfeiture	Administrative Forfeiture	220	---	---	220
Controlled Substance	05/16/2022	Vehicle	2005 Toyota Corolla	Property Sold	Administrative Forfeiture	1,600	1,175	---	425
Controlled Substance	10/07/2022	Cash		Cash Forfeiture	Administrative Forfeiture	428	---	---	428
Controlled Substance	06/27/2022	Cash		Cash Forfeiture	Administrative Forfeiture	500	---	---	500
Controlled Substance	06/01/2022	Cash		Cash Forfeiture	Administrative Forfeiture	505	---	---	505
DUI-Related	04/08/2022	Vehicle	2001 Chevrolet S10 Pickup 2WD	Property Sold	Administrative Forfeiture	2,000	1,186	---	814
Controlled Substance	07/13/2022	Cash		Cash Forfeiture	Administrative Forfeiture	924	---	---	924
DUI-Related	05/13/2022	Vehicle	2002 Ford F150	Property Sold	Administrative Forfeiture	2,350	1,195	---	1,155
Controlled Substance	05/16/2022	Cash		Cash Forfeiture	Administrative Forfeiture	1,321	---	---	1,321
Controlled Substance	09/23/2022	Cash		Cash Forfeiture	Administrative Forfeiture	1,360	---	---	1,360
DUI-Related	02/15/2022	Vehicle	2008 Mercury Sable	Property Sold	Administrative Forfeiture	2,623	1,186	---	1,437
DUI-Related	03/01/2022	Vehicle	2012 GMC Terrain AWD	Returned to Owner	Agreement	2,435	935	---	1,500
Controlled Substance	06/27/2022	Vehicle	2010 Mazda 3 4-Door	Property Sold	Administrative Forfeiture	4,900	1,215	---	3,685
DUI-Related	06/01/2022	Other		Property Sold	Administrative Forfeiture	5,550	1,719	---	3,831
DUI-Related	11/02/2022	Vehicle	2017 Toyota Corolla	Returned to Lienholder	Administrative Forfeiture	6,393	935	---	5,458
Agency Total						\$38,381	\$17,118	\$---	\$23,998
Big Stone County Sheriff's Office									
DUI-Related	06/15/2022	Vehicle	2000 Chevrolet Malibu	Property Sold	Administrative Forfeiture	520	397	---	123
Controlled Substance	08/18/2022	Cash		Cash Forfeiture	Administrative Forfeiture	1,069	---	---	1,069
Controlled Substance	08/18/2022	Cash		Cash Forfeiture	Administrative Forfeiture	1,100	---	---	1,100
DUI-Related	06/15/2022	Vehicle	1999 Chevrolet Suburban	Property Sold	Administrative Forfeiture	1,626	431	---	1,195
DUI-Related	03/14/2022	Vehicle	2001 Nissan Xterra 2WD	Property Sold	Administrative Forfeiture	2,601	620	---	1,981
Controlled Substance	08/18/2022	Cash		Cash Forfeiture	Administrative Forfeiture	6,100	---	---	6,100
Agency Total						\$13,016	\$1,448	\$---	\$11,568

*When expenses exceed the gross amount received, the net proceeds available for distribution are shown as zero.

Table 2A
Property Seized Subject to State Forfeiture - Final Disposition - 2022
Sorted by Agency and Net Proceeds

Entity and Crime	Disposition Date	Type of Property	Property Detail	Disposition of Property	Basis of Disposition	Gross Sales	Expenses Paid	Amount Returned	Net Proceeds*
Blaine Police Department									
Controlled Substance	03/10/2022	Firearm	Taurus - 9 Millimeter - Pistol	Property Destroyed	Administrative Forfeiture	---	---	---	---
Controlled Substance	03/08/2022	Cash		Returned to Owner	Administrative Forfeiture	638	---	638	---
Prostitution	09/06/2022	Cash		Returned to Owner	Administrative Forfeiture	3,754	---	3,754	---
Controlled Substance	12/29/2022	Cash		Cash Forfeiture	Administrative Forfeiture	221	---	---	221
Controlled Substance	12/29/2022	Cash		Cash Forfeiture	Administrative Forfeiture	490	---	---	490
Controlled Substance	12/29/2022	Cash		Cash Forfeiture	Administrative Forfeiture	864	---	---	864
Controlled Substance	07/15/2022	Cash		Cash Forfeiture	Administrative Forfeiture	950	---	---	950
Controlled Substance	12/29/2022	Cash		Cash Forfeiture	Administrative Forfeiture	1,183	---	---	1,183
Controlled Substance	12/29/2022	Cash		Cash Forfeiture	Administrative Forfeiture	1,544	---	---	1,544
Controlled Substance	07/15/2022	Cash		Cash Forfeiture	Administrative Forfeiture	3,290	---	---	3,290
Controlled Substance	12/20/2022	Cash		Cash Forfeiture	Administrative Forfeiture	6,800	---	---	6,800
Agency Total						\$19,734	\$---	\$4,392	\$15,342
Bloomington Police Department									
Fleeing a Peace Officer	01/10/2022	Vehicle	2015 Cadillac CTS	Returned to Owner	Agreement	---	---	---	---
Fleeing a Peace Officer	01/05/2022	Vehicle	2007 Chevrolet Malibu	Returned to Owner	Agreement	---	---	---	---
Fleeing a Peace Officer	07/26/2022	Motorcycle	2008 Shanghai Shenke Gator	Salvage Yard	Agreement	100	150	---	---
Fleeing a Peace Officer	01/18/2022	Vehicle	2006 Hummer H3 4WD	Returned to Owner	Agreement	111	111	---	---
DUI-Related	03/17/2022	Vehicle	2003 Chevrolet Tahoe	Returned to Owner	Agreement	111	111	---	---
Fleeing a Peace Officer	04/06/2022	Vehicle	2002 GMC Yukon 1500 4WD	Returned to Owner	Agreement	125	125	---	---
DUI-Related	06/16/2022	Vehicle	2013 Volkswagen Jetta	Returned per Agreement	Agreement	125	125	---	---
DUI-Related	08/01/2022	Vehicle	2012 Ford Explorer	Returned to Owner	Agreement	125	125	---	---
Fleeing a Peace Officer	06/13/2022	Vehicle	2009 Toyota RAV4	Returned to Owner	Agreement	125	125	---	---
Fleeing a Peace Officer	08/31/2022	Vehicle	2008 Hyundai Sonata	Returned to Owner	Agreement	125	125	---	---
Fleeing a Peace Officer	10/28/2022	Vehicle	2013 Jeep Grand Cherokee 4WD	Returned to Owner	Agreement	125	125	---	---
DUI-Related	04/22/2022	Vehicle	2018 Jeep Grand Cherokee 4WD	Returned to Owner	Agreement	125	125	---	---
DUI-Related	12/08/2022	Vehicle	2006 Chevrolet Cobalt	Returned to Owner	Agreement	125	125	---	---
Fleeing a Peace Officer	02/03/2022	Vehicle	2018 Ford F150	Returned to Owner	Agreement	139	139	---	---
Fleeing a Peace Officer	05/03/2022	Vehicle	2006 Chevrolet TrailBlazer	Returned to Owner	Agreement	160	160	---	---
DUI-Related	05/02/2022	Vehicle	2008 Dodge Ram	Returned to Owner	Agreement	175	175	---	---
DUI-Related	01/11/2022	Vehicle	2003 Buick LeSabre	Salvage Yard	Administrative Forfeiture	200	513	---	---
Fleeing a Peace Officer	05/11/2022	Vehicle	2006 Audi A6 quattro	Returned to Owner	Agreement	205	205	---	---
Fleeing a Peace Officer	03/04/2022	Vehicle	2010 Toyota Corolla	Returned to Owner	Agreement	225	225	---	---
Fleeing a Peace Officer	12/09/2022	Vehicle	2013 Jeep Grand Cherokee 4WD	Returned to Lienholder	Agreement	225	225	---	---

*When expenses exceed the gross amount received, the net proceeds available for distribution are shown as zero.

Table 2A
Property Seized Subject to State Forfeiture - Final Disposition - 2022
Sorted by Agency and Net Proceeds

Entity and Crime	Disposition Date	Type of Property	Property Detail	Disposition of Property	Basis of Disposition	Gross Sales	Expenses Paid	Amount Returned	Net Proceeds*
Bloomington Police Department (Continued)									
Fleeing a Peace Officer	06/15/2022	Vehicle	2006 Chrysler Town and Country	Returned to Owner	Agreement	250	250	---	---
Fleeing a Peace Officer	01/11/2022	Vehicle	1993 Toyota Camry	Salvage Yard	Agreement	250	275	---	---
DUI-Related	02/04/2022	Vehicle	2014 Ford Edge	Returned to Owner	Agreement	250	250	---	---
DUI-Related	02/03/2022	Vehicle	2008 Chevrolet Malibu	Returned to Lienholder	Administrative Forfeiture	275	275	---	---
Fleeing a Peace Officer	11/01/2022	Vehicle	2002 Lexus LS 430	Returned to Owner	Agreement	280	280	---	---
DUI-Related	07/12/2022	Vehicle	1998 Honda Civic	Property Sold	Administrative Forfeiture	300	409	---	---
DUI-Related	07/19/2022	Vehicle	1994 BMW 325i	Property Sold	Administrative Forfeiture	300	440	---	---
DUI-Related	04/19/2022	Vehicle	2008 Mazda 3 4-Door	Property Sold	Agreement	300	430	---	---
Fleeing a Peace Officer	01/11/2022	Vehicle	2007 Chevrolet Cobalt	Salvage Yard	Agreement	300	404	---	---
DUI-Related	07/28/2022	Vehicle	2018 Jeep Compass 4WD	Returned to Lienholder	Agreement	335	335	---	---
Fleeing a Peace Officer	07/13/2022	Vehicle	2011 BMW 135i	Returned to Owner	Agreement	343	343	---	---
DUI-Related	04/13/2022	Vehicle	2005 Toyota Corolla	Salvage Yard	Agreement	350	350	---	---
DUI-Related	04/07/2022	Vehicle	2005 GMC Envoy 4WD	Property Sold	Administrative Forfeiture	350	425	---	---
Fleeing a Peace Officer	07/26/2022	Vehicle	1997 Honda CR-V 2WD	Salvage Yard	Agreement	450	455	---	---
DUI-Related	07/12/2022	Vehicle	2017 Dodge Ram	Property Sold	Judicial Forfeiture	35,180	35,180	---	---
DUI-Related	07/26/2022	Vehicle	2008 Acura TL	Salvage Yard	Administrative Forfeiture	400	375	---	25
DUI-Related	04/13/2022	Vehicle	2002 Chevrolet Tahoe	Salvage Yard	Judicial Forfeiture	500	475	---	25
Fleeing a Peace Officer	01/11/2022	Vehicle	2002 Dodge Ram	Salvage Yard	Agreement	350	290	---	60
Fleeing a Peace Officer	07/26/2022	Vehicle	2004 Ford F150	Salvage Yard	Agreement	550	450	---	100
DUI-Related	09/22/2022	Vehicle	2009 Buick Lucerne FFV	Returned to Owner	Agreement	125	---	---	125
Fleeing a Peace Officer	07/26/2022	Vehicle	2007 Chrysler 300 AWD	Salvage Yard	Agreement	450	325	---	125
Fleeing a Peace Officer	01/11/2022	Vehicle	1999 Oldsmobile Intrigue	Salvage Yard	Agreement	300	125	---	175
Fleeing a Peace Officer	07/26/2022	Vehicle	2002 Cadillac Escalade 4WD	Salvage Yard	Agreement	550	370	---	180
DUI-Related	04/13/2022	Vehicle	2005 Buick LaCrosse	Salvage Yard	Judicial Forfeiture	400	200	---	200
DUI-Related	04/13/2022	Vehicle	2003 Buick Park Avenue	Salvage Yard	Judicial Forfeiture	350	125	---	225
DUI-Related	04/13/2022	Vehicle	2005 Chevrolet Astro	Salvage Yard	Judicial Forfeiture	400	162	---	238
DUI-Related	04/13/2022	Vehicle	2007 Dodge Caravan	Salvage Yard	Judicial Forfeiture	400	152	---	248
DUI-Related	04/13/2022	Vehicle	1997 Plymouth Neon	Salvage Yard	Administrative Forfeiture	350	89	---	261
DUI-Related	07/26/2022	Vehicle	2004 Acura TL	Salvage Yard	Administrative Forfeiture	400	125	---	275
Fleeing a Peace Officer	07/26/2022	Vehicle	2003 Pontiac Bonneville	Salvage Yard	Agreement	400	125	---	275
DUI-Related	04/13/2022	Vehicle	2008 Volkswagen Rabbit	Salvage Yard	Judicial Forfeiture	400	99	---	301
DUI-Related	04/13/2022	Vehicle	2005 Toyota Prius	Salvage Yard	Judicial Forfeiture	600	212	---	388
DUI-Related	03/18/2022	Vehicle	2008 Nissan Frontier	Returned per Agreement	Agreement	575	125	---	450
DUI-Related	06/17/2022	Vehicle	2016 Jeep Cherokee 4WD	Returned per Agreement	Agreement	575	125	---	450

*When expenses exceed the gross amount received, the net proceeds available for distribution are shown as zero.

Table 2A
Property Seized Subject to State Forfeiture - Final Disposition - 2022
Sorted by Agency and Net Proceeds

Entity and Crime	Disposition Date	Type of Property	Property Detail	Disposition of Property	Basis of Disposition	Gross Sales	Expenses Paid	Amount Returned	Net Proceeds*
Bloomington Police Department (Continued)									
DUI-Related	05/12/2022	Vehicle	2017 Ford F150	Returned per Agreement	Agreement	585	135	---	450
DUI-Related	04/07/2022	Vehicle	2007 Saturn Vue AWD	Property Sold	Administrative Forfeiture	1,400	403	---	997
Controlled Substance	12/02/2022	Vehicle	2008 Chevrolet Tahoe	Returned to Owner	Agreement	1,125	125	---	1,000
DUI-Related	07/12/2022	Vehicle	2007 Ford Fusion	Property Sold	Administrative Forfeiture	1,600	507	---	1,093
DUI-Related	04/22/2022	Vehicle	2016 Chrysler 200	Returned to Lienholder	Agreement	1,500	225	---	1,275
DUI-Related	06/15/2022	Vehicle	2019 Hyundai Sonata Limited	Returned to Lienholder	Agreement	1,500	175	---	1,325
DUI-Related	12/09/2022	Vehicle	2015 Ford Taurus	Returned to Lienholder	Agreement	1,500	125	---	1,375
DUI-Related	04/07/2022	Vehicle	2010 Hyundai Elantra	Property Sold	Administrative Forfeiture	1,900	440	---	1,460
Controlled Substance	06/10/2022	Cash		Cash Forfeiture	Administrative Forfeiture	2,109	---	---	2,109
DUI-Related	04/19/2022	Vehicle	2005 Dodge Magnum	Property Sold	Administrative Forfeiture	3,300	440	---	2,860
Controlled Substance	04/07/2022	Vehicle	2012 Chrysler 300C AWD	Property Sold	Judicial Forfeiture	3,400	430	---	2,970
DUI-Related	08/31/2022	Vehicle	2014 Volkswagen Jetta	Property Sold	Administrative Forfeiture	3,500	365	---	3,135
Controlled Substance	01/01/2022	Cash		Cash Forfeiture	Administrative Forfeiture	3,484	---	---	3,484
DUI-Related	01/04/2022	Vehicle	2008 Ford F250	Property Sold	Administrative Forfeiture	7,000	416	---	6,584
Vehicular Homicide	07/12/2022	Vehicle	2014 Jeep Grand Cherokee 4WD	Property Sold	Judicial Forfeiture	8,400	456	---	7,944
DUI-Related	10/04/2022	Vehicle	2008 Chevrolet Silverado	Property Sold	Judicial Forfeiture	9,500	483	---	9,017
Agency Total						\$102,042	\$51,789	\$---	\$51,204
Blue Earth County Sheriff's Office									
DUI-Related	12/07/2022	ATV	2003 Suzuki LTZ 400	Property Sold	Administrative Forfeiture	955	532	---	423
DUI-Related	08/25/2022	Vehicle	2014 Ford Edge	Returned to Owner	Agreement	850	100	---	750
Controlled Substance	06/08/2022	Cash		Cash Forfeiture	Administrative Forfeiture	932	---	---	932
DUI-Related	04/13/2022	Vehicle	2010 Kia Optima	Property Sold	Administrative Forfeiture	1,276	215	---	1,061
DUI-Related	07/20/2022	Vehicle	1993 Chevrolet C1500	Property Sold	Administrative Forfeiture	1,400	223	---	1,177
DUI-Related	04/20/2022	Vehicle	2008 Dodge Avenger	Property Sold	Administrative Forfeiture	2,000	314	---	1,686
DUI-Related	07/07/2022	Vehicle	2006 Buick Lucerne	Property Sold	Administrative Forfeiture	2,010	301	---	1,709
DUI-Related	06/01/2022	Vehicle	2005 Nissan Armada 4WD	Property Sold	Administrative Forfeiture	2,850	325	---	2,525
DUI-Related	08/31/2022	Vehicle	2014 GMC Terrain FWD	Property Sold	Administrative Forfeiture	3,575	473	---	3,102
DUI-Related	06/15/2022	Vehicle	2015 Jeep Patriot 2WD	Property Sold	Judicial Forfeiture	6,801	533	---	6,268
DUI-Related	07/27/2022	ATV	2017 Arctic Cat Sport	Property Sold	Administrative Forfeiture	6,500	126	---	6,374
DUI-Related	07/27/2022	ATV	2019 Polaris GENERAL	Property Sold	Administrative Forfeiture	8,000	250	---	7,750
DUI-Related	03/30/2022	Vehicle	2018 Honda Pilot 4WD	Property Sold	Administrative Forfeiture	28,200	876	---	27,324
Agency Total						\$65,349	\$4,268	\$---	\$61,081

*When expenses exceed the gross amount received, the net proceeds available for distribution are shown as zero.

Table 2A
Property Seized Subject to State Forfeiture - Final Disposition - 2022
Sorted by Agency and Net Proceeds

Entity and Crime	Disposition Date	Type of Property	Property Detail	Disposition of Property	Basis of Disposition	Gross Sales	Expenses Paid	Amount Returned	Net Proceeds*
Blue Earth Police Department									
DUI-Related	10/03/2022	ATV	1997 Yamaha Banshee 350 YFZ350	Returned to Owner	Agreement	---	---	---	---
DUI-Related	01/06/2022	Vehicle	2007 Ford Focus	Returned to Owner	Administrative Forfeiture	---	---	---	---
Fleeing a Peace Officer	10/03/2022	Vehicle	2006 Chevrolet Silverado	Returned to Owner	Agreement	---	---	---	---
Controlled Substance	03/14/2022	Vehicle	2006 Mazda 3	Property Sold	Administrative Forfeiture	1,488	112	---	1,376
Controlled Substance	03/30/2022	Vehicle	1998 Saturn SL	Property Sold	Administrative Forfeiture	1,743	131	---	1,612
Agency Total						\$3,231	\$243	\$---	\$2,988
Boundary Waters Drug Task Force									
Controlled Substance	08/05/2022	Firearm	Norinco - 8 Millimeter - Rifle	Property Sold	Administrative Forfeiture	222	---	---	222
Agency Total						\$222	\$---	\$---	\$222
Brainerd Police Department									
DUI-Related	02/07/2022	Vehicle	2005 Pontiac Grand Prix	Returned to Owner	Agreement	---	---	---	---
Fleeing a Peace Officer	01/01/2022	Vehicle	1996 Geo Metro	Returned to Owner	Agreement	---	---	---	---
DUI-Related	03/04/2022	Vehicle	2001 Ford Explorer	Returned to Owner	Agreement	---	---	---	---
DUI-Related	04/06/2022	Vehicle	1993 Chevrolet Silverado	Returned to Owner	Agreement	---	---	---	---
DUI-Related	12/22/2022	Vehicle	2004 Saturn Ion	Returned to Owner	Agreement	---	---	---	---
DUI-Related	01/14/2022	Snowmobile	1995 MT-Bombardier Mach 1	Returned to Owner	Administrative Forfeiture	---	---	---	---
Controlled Substance	04/06/2022	Cash		Cash Forfeiture	Administrative Forfeiture	100	---	---	100
Controlled Substance	04/26/2022	Cash		Cash Forfeiture	Administrative Forfeiture	107	---	---	107
Controlled Substance	05/31/2022	Cash		Cash Forfeiture	Administrative Forfeiture	512	---	---	512
Controlled Substance	12/14/2022	Cash		Cash Forfeiture	Administrative Forfeiture	938	---	---	938
Agency Total						\$1,657	\$---	\$---	\$1,657
Breezy Point Police Department									
Fleeing a Peace Officer	04/14/2022	Vehicle	2000 Chevrolet Suburban	Returned to Owner	Administrative Forfeiture	---	---	---	---
Agency Total						\$---	\$---	\$---	\$---

*When expenses exceed the gross amount received, the net proceeds available for distribution are shown as zero.

Table 2A
Property Seized Subject to State Forfeiture - Final Disposition - 2022
Sorted by Agency and Net Proceeds

Entity and Crime	Disposition Date	Type of Property	Property Detail	Disposition of Property	Basis of Disposition	Gross Sales	Expenses Paid	Amount Returned	Net Proceeds*
Brooklyn Park Police Department									
Fleeing a Peace Officer	04/05/2022	Vehicle	2014 BMW 640i Coupe	Returned to Owner	Agreement	---	---	---	---
Controlled Substance	11/04/2022	Firearm	Taurus - 9 Millimeter - Pistol	Property Destroyed	Administrative Forfeiture	---	---	---	---
DUI-Related	11/03/2022	Vehicle	2017 Nissan Rogue	Returned to Owner	Administrative Forfeiture	500	250	---	250
Controlled Substance	11/04/2022	Cash		Cash Forfeiture	Administrative Forfeiture	540	---	---	540
Controlled Substance	11/07/2022	Vehicle	2008 Chrysler 300	Property Sold	Administrative Forfeiture	1,191	150	---	1,041
Controlled Substance	11/07/2022	Cash		Cash Forfeiture	Administrative Forfeiture	1,088	---	---	1,088
Controlled Substance	11/04/2022	Cash		Cash Forfeiture	Administrative Forfeiture	1,137	---	---	1,137
Controlled Substance	11/04/2022	Cash		Cash Forfeiture	Administrative Forfeiture	2,682	---	---	2,682
Agency Total						\$7,138	\$400	\$---	\$6,738
Brown County Sheriff's Office									
Controlled Substance	09/13/2022	Firearm	Huntsman - 0.5 Caliber - Rifle	Property Sold	Administrative Forfeiture	50	15	---	35
Controlled Substance	09/13/2022	Firearm	Kel-Tec - 0.38 Caliber - Pistol	Property Sold	Administrative Forfeiture	100	30	---	70
Controlled Substance	03/02/2022	Cash		Cash Forfeiture	Administrative Forfeiture	308	---	---	308
DUI-Related	03/08/2022	Cash		Cash Forfeiture	Judicial Forfeiture	909	---	---	909
Agency Total						\$1,367	\$45	\$---	\$1,322
Brown-Lyon-Redwood-Renville Drug Task Force									
Controlled Substance	06/23/2022	Firearm	Unknown - 0.22 Caliber - Revolver	Property Destroyed	Administrative Forfeiture	---	---	---	---
Controlled Substance	09/01/2022	Firearm	Short Stock - 0.22 Caliber - Rifle	Property Destroyed	Administrative Forfeiture	---	---	---	---
Controlled Substance	09/01/2022	Firearm	Single Shot - 0.22 Caliber - Unknown	Property Destroyed	Administrative Forfeiture	---	---	---	---
Controlled Substance	09/01/2022	Firearm	Black Powder - 0.5 Caliber - Unknown	Property Destroyed	Administrative Forfeiture	---	---	---	---
Controlled Substance	09/01/2022	Firearm	Darmes MLE - 0.22 Caliber - Unknown	Property Destroyed	Administrative Forfeiture	---	---	---	---
Controlled Substance	09/01/2022	Firearm	Powerline - 0.18 Caliber - Unknown	Property Destroyed	Administrative Forfeiture	---	---	---	---
Controlled Substance	09/01/2022	Firearm	Muzzleloader - 0.5 Caliber - Unknown	Property Destroyed	Administrative Forfeiture	---	---	---	---
Controlled Substance	09/01/2022	Firearm	Remington Guns - 0.22 Caliber - Unknown	Property Destroyed	Administrative Forfeiture	---	---	---	---
Controlled Substance	09/01/2022	Firearm	Mossberg - 0.22 Caliber - Unknown	Property Destroyed	Administrative Forfeiture	---	---	---	---
Controlled Substance	09/01/2022	Firearm	BB Gun - 99 BB - Rifle	Property Destroyed	Administrative Forfeiture	---	---	---	---
Controlled Substance	06/17/2022	Cash		Returned to Owner	Administrative Forfeiture	1,735	---	1,735	---
Controlled Substance	07/20/2022	Firearm	Jimenez Arms - 9 Millimeter - Unknown	Property Sold	Administrative Forfeiture	25	---	---	25
Controlled Substance	08/23/2022	Firearm	Thompson - 0.5 Caliber - Unknown	Property Sold	Administrative Forfeiture	25	---	---	25
Controlled Substance	08/23/2022	Firearm	Westernfield - 12 Gauge - Unknown	Property Sold	Administrative Forfeiture	50	---	---	50
Controlled Substance	08/23/2022	Firearm	Westernfield - 12 Gauge - Unknown	Property Sold	Administrative Forfeiture	50	---	---	50
Controlled Substance	12/13/2022	Firearm	Unknown - 0.22 Caliber - Unknown	Property Sold	Administrative Forfeiture	50	---	---	50
Controlled Substance	08/23/2022	Firearm	Glenfield - 0.22 Caliber - Unknown	Property Sold	Administrative Forfeiture	50	---	---	50

*When expenses exceed the gross amount received, the net proceeds available for distribution are shown as zero.

Table 2A
Property Seized Subject to State Forfeiture - Final Disposition - 2022
Sorted by Agency and Net Proceeds

Entity and Crime	Disposition Date	Type of Property	Property Detail	Disposition of Property	Basis of Disposition	Gross Sales	Expenses Paid	Amount Returned	Net Proceeds*
Brown-Lyon-Redwood-Renville Drug Task Force (Continued)									
Controlled Substance	07/20/2022	Firearm	Marlin - 0.22 Caliber - Rifle	Property Sold	Administrative Forfeiture	60	---	---	60
Controlled Substance	12/13/2022	Firearm	Mossberg - 12 Gauge - Unknown	Property Sold	Administrative Forfeiture	75	---	---	75
Controlled Substance	07/20/2022	Firearm	Ruger - 9 Millimeter - Unknown	Property Sold	Administrative Forfeiture	90	---	---	90
Controlled Substance	08/23/2022	Firearm	Benelli - 12 Gauge - Unknown	Property Sold	Administrative Forfeiture	100	---	---	100
Controlled Substance	12/13/2022	Firearm	Remington Guns - 12 Gauge - Unknown	Property Sold	Administrative Forfeiture	100	---	---	100
Controlled Substance	12/13/2022	Firearm	Mossberg - 12 Gauge - Shotgun	Property Sold	Administrative Forfeiture	175	---	---	175
Controlled Substance	08/23/2022	Firearm	Benelli - 12 Gauge - Unknown	Property Sold	Administrative Forfeiture	200	---	---	200
Controlled Substance	08/23/2022	Firearm	Remington Guns - 12 Gauge - Unknown	Property Sold	Administrative Forfeiture	225	---	---	225
Controlled Substance	09/01/2022	Cash		Cash Forfeiture	Administrative Forfeiture	267	---	---	267
Controlled Substance	12/13/2022	Firearm	Ruger - 0.22 Caliber - Unknown	Property Sold	Administrative Forfeiture	300	---	---	300
Controlled Substance	07/20/2022	Firearm	Ruger - 0.44 Caliber - Revolver	Property Sold	Administrative Forfeiture	325	---	---	325
Controlled Substance	08/23/2022	Firearm	Remington Guns - 12 Gauge - Unknown	Property Sold	Administrative Forfeiture	350	---	---	350
Controlled Substance	09/01/2022	Cash		Cash Forfeiture	Administrative Forfeiture	351	---	---	351
Controlled Substance	07/27/2022	Cash		Cash Forfeiture	Administrative Forfeiture	390	---	---	390
Controlled Substance	12/13/2022	Firearm	Smith and Wesson - 0.36 Caliber - Unknown	Property Sold	Administrative Forfeiture	400	---	---	400
Controlled Substance	09/01/2022	Cash		Cash Forfeiture	Administrative Forfeiture	402	---	---	402
Controlled Substance	09/02/2022	Cash		Cash Forfeiture	Administrative Forfeiture	575	---	---	575
Controlled Substance	02/03/2022	Cash		Cash Forfeiture	Administrative Forfeiture	820	---	---	820
Controlled Substance	09/01/2022	Cash		Cash Forfeiture	Administrative Forfeiture	900	---	---	900
Controlled Substance	09/01/2022	Cash		Cash Forfeiture	Administrative Forfeiture	912	---	---	912
Controlled Substance	09/01/2022	Cash		Cash Forfeiture	Administrative Forfeiture	946	---	---	946
Controlled Substance	08/23/2022	Firearm	H&K - 12 Gauge - Unknown	Property Sold	Administrative Forfeiture	1,200	---	---	1,200
Controlled Substance	07/20/2022	Cash		Cash Forfeiture	Administrative Forfeiture	1,290	---	---	1,290
Controlled Substance	09/01/2022	Cash		Cash Forfeiture	Judicial Forfeiture	1,542	---	---	1,542
Controlled Substance	10/07/2022	Cash		Cash Forfeiture	Administrative Forfeiture	1,653	---	---	1,653
Controlled Substance	09/01/2022	Cash		Cash Forfeiture	Administrative Forfeiture	2,075	---	---	2,075
Controlled Substance	09/01/2022	Cash		Cash Forfeiture	Administrative Forfeiture	2,501	---	---	2,501
Controlled Substance	09/01/2022	Cash		Cash Forfeiture	Administrative Forfeiture	2,530	---	---	2,530
Controlled Substance	09/01/2022	Cash		Cash Forfeiture	Administrative Forfeiture	2,585	---	---	2,585
Controlled Substance	09/01/2022	Cash		Cash Forfeiture	Administrative Forfeiture	2,958	---	---	2,958
Controlled Substance	10/25/2022	Cash		Cash Forfeiture	Administrative Forfeiture	3,347	---	---	3,347
Controlled Substance	03/14/2022	Cash		Cash Forfeiture	Administrative Forfeiture	3,350	---	---	3,350
Controlled Substance	10/07/2022	Cash		Cash Forfeiture	Administrative Forfeiture	10,000	---	---	10,000
Agency Total						\$44,979	\$---	\$1,735	\$43,244

*When expenses exceed the gross amount received, the net proceeds available for distribution are shown as zero.

Table 2A
Property Seized Subject to State Forfeiture - Final Disposition - 2022
Sorted by Agency and Net Proceeds

Entity and Crime	Disposition Date	Type of Property	Property Detail	Disposition of Property	Basis of Disposition	Gross Sales	Expenses Paid	Amount Returned	Net Proceeds*
Buffalo Police Department									
Fleeing a Peace Officer	01/28/2022	Vehicle	2010 Mercury Mariner	Returned to Owner	Agreement	---	---	---	---
Controlled Substance	09/16/2022	Vehicle	2008 Dodge Avenger	Salvage Yard	Administrative Forfeiture	---	---	---	---
Controlled Substance	01/27/2022	Vehicle	2003 Infiniti G35	Salvage Yard	Administrative Forfeiture	---	---	---	---
DUI-Related	04/02/2022	Vehicle	2004 Chevrolet Malibu	Salvage Yard	Administrative Forfeiture	---	---	---	---
Controlled Substance	02/18/2022	Firearm	Glock - 0.22 Caliber - Pistol	Property Retained	Administrative Forfeiture	---	---	---	---
Controlled Substance	01/21/2022	Cash		Returned to Owner	Agreement	70	---	70	---
Controlled Substance	04/15/2022	Cash		Returned to Owner	Court Ordered Return	201	---	201	---
Controlled Substance	02/23/2022	Cash		Returned to Owner	Court Ordered Return	2,352	---	2,352	---
Controlled Substance	04/15/2022	Cash		Cash Forfeiture	Administrative Forfeiture	221	---	---	221
Controlled Substance	03/25/2022	Vehicle	2000 Mitsubishi Eclipse	Salvage Yard	Administrative Forfeiture	500	260	---	240
Controlled Substance	09/16/2022	Cash		Cash Forfeiture	Administrative Forfeiture	330	---	---	330
Controlled Substance	02/07/2022	Vehicle	2003 Jeep Cherokee 2WD	Property Sold	Administrative Forfeiture	676	314	---	362
DUI-Related	07/25/2022	Vehicle	2007 Nissan Maxima	Returned to Owner	Agreement	1,123	260	---	863
DUI-Related	02/10/2022	Vehicle	2017 Chevrolet Impala	Returned to Owner	Agreement	1,760	260	---	1,500
Controlled Substance	01/09/2022	Cash		Cash Forfeiture	Administrative Forfeiture	1,527	---	---	1,527
DUI-Related	04/06/2022	Vehicle	2005 Ford F150	Returned to Owner	Agreement	2,223	260	---	1,963
Controlled Substance	08/16/2022	Cash		Cash Forfeiture	Administrative Forfeiture	2,020	---	---	2,020
DUI-Related	02/07/2022	Vehicle	2008 Jeep Patriot 2WD	Property Sold	Administrative Forfeiture	2,525	462	---	2,063
Controlled Substance	01/27/2022	Cash		Cash Forfeiture	Administrative Forfeiture	2,484	---	---	2,484
DUI-Related	01/28/2022	Vehicle	2013 BMW X3	Returned to Owner	Agreement	3,361	260	---	3,101
Agency Total						\$21,373	\$2,076	\$2,623	\$16,674
Buffalo Ridge Drug Task Force									
Controlled Substance	03/07/2022	Vehicle	2007 Mitsubishi Outlander 4WD	Property Retained	Administrative Forfeiture	---	200	---	---
DUI-Related	04/18/2022	Vehicle	2001 Dodge Grand Caravan	Returned to Owner	Agreement	---	215	---	---
Controlled Substance	04/19/2022	Vehicle	2016 Dodge Journey	Returned to Lienholder	Agreement	---	---	---	---
Controlled Substance	04/20/2022	Cash		Cash Forfeiture	Administrative Forfeiture	330	---	---	330
Controlled Substance	04/22/2022	Cash		Cash Forfeiture	Judicial Forfeiture	1,064	---	---	1,064
Controlled Substance	04/20/2022	Cash		Cash Forfeiture	Administrative Forfeiture	2,115	---	---	2,115
Agency Total						\$3,509	\$415	\$---	\$3,509

*When expenses exceed the gross amount received, the net proceeds available for distribution are shown as zero.

Table 2A
Property Seized Subject to State Forfeiture - Final Disposition - 2022
Sorted by Agency and Net Proceeds

Entity and Crime	Disposition Date	Type of Property	Property Detail	Disposition of Property	Basis of Disposition	Gross Sales	Expenses Paid	Amount Returned	Net Proceeds*
Bureau of Criminal Apprehension									
Controlled Substance	05/10/2022	Vehicle	2021 Dodge Durango	Property Forwarded	Judicial Forfeiture	---	---	---	---
Controlled Substance	01/15/2022	Vehicle	2017 Chevrolet Malibu	Returned to Owner	Court Ordered Return	---	---	---	---
Controlled Substance	01/12/2022	Firearm	Springfield - 0.22 Caliber - Rifle	Property Forwarded	Administrative Forfeiture	---	---	---	---
Controlled Substance	01/12/2022	Firearm	Velocity - 9 Millimeter - Machine Gun	Property Forwarded	Administrative Forfeiture	---	---	---	---
Controlled Substance	02/04/2022	Cash		Returned to Owner	Administrative Forfeiture	2,601	---	2,601	---
Controlled Substance	02/04/2022	Cash		Returned to Owner	Administrative Forfeiture	6,644	---	6,644	---
Controlled Substance	03/14/2022	Cash		Cash Forfeiture	Administrative Forfeiture	3,815	---	---	3,815
Controlled Substance	07/22/2022	Cash		Cash Forfeiture	Administrative Forfeiture	8,364	---	---	8,364
Controlled Substance	04/04/2022	Cash		Cash Forfeiture	Administrative Forfeiture	175,054	30,000	---	145,054
Agency Total						\$196,478	\$30,000	\$9,245	\$157,233
Burnsville Police Department									
Receiving Stolen Property	06/28/2022	Vehicle	2004 Cadillac CTS	Property Sold	Administrative Forfeiture	750	697	---	53
DUI-Related	05/26/2022	Vehicle	2000 Volkswagen Passat	Property Sold	Administrative Forfeiture	350	274	---	76
DUI-Related	05/26/2022	Vehicle	2000 Dodge Dakota Pickup 2WD	Property Sold	Administrative Forfeiture	400	302	---	98
Agency Total						\$1,500	\$1,273	\$---	\$227
Cannon Falls Police Department									
DUI-Related	05/25/2022	Vehicle	2013 Ford Edge	Returned to Owner	Court Ordered Return	---	---	---	---
DUI-Related	04/13/2022	Vehicle	2018 Toyota Sienna	Returned to Lienholder	Administrative Forfeiture	2,163	2,163	---	---
DUI-Related	10/22/2022	Motorcycle	1973 Honda Unknown, RS	Property Sold	Administrative Forfeiture	900	192	---	708
DUI-Related	10/22/2022	Vehicle	2012 Chevrolet Silverado	Property Sold	Administrative Forfeiture	4,900	1,884	---	3,016
Agency Total						\$7,963	\$4,239	\$---	\$3,724
Cannon River Drug and Violent Offender Task Force									
Controlled Substance	06/30/2022	Vehicle	2021 Jeep Renegade 4WD	Returned to Lienholder	Administrative Forfeiture	---	---	---	---
Controlled Substance	06/30/2022	Vehicle	2013 BMW 550i	Returned to Lienholder	Administrative Forfeiture	---	---	---	---
Controlled Substance	05/19/2022	Firearm	Smith and Wesson - 9 Millimeter - Pistol	Property Destroyed	Administrative Forfeiture	---	---	---	---
Controlled Substance	05/19/2022	Firearm	Ruger - 9 Millimeter - Pistol	Property Destroyed	Administrative Forfeiture	---	---	---	---
Controlled Substance	05/19/2022	Firearm	Smith and Wesson - 0.4 Caliber - Pistol	Property Destroyed	Administrative Forfeiture	---	---	---	---
Controlled Substance	05/19/2022	Firearm	Kimber - 0.45 Caliber - Pistol	Property Destroyed	Administrative Forfeiture	---	---	---	---
Controlled Substance	05/19/2022	Firearm	Smith and Wesson - 9 Millimeter - Pistol	Property Destroyed	Administrative Forfeiture	---	---	---	---
Controlled Substance	05/19/2022	Firearm	Smith and Wesson - 9 Millimeter - Pistol	Property Destroyed	Administrative Forfeiture	---	---	---	---
Controlled Substance	05/19/2022	Firearm	Remington Guns - 0.35 Caliber - Rifle	Property Destroyed	Administrative Forfeiture	---	---	---	---
Controlled Substance	05/19/2022	Firearm	Cobray - 9 Millimeter - Machine Gun	Property Destroyed	Administrative Forfeiture	---	---	---	---

*When expenses exceed the gross amount received, the net proceeds available for distribution are shown as zero.

Table 2A
Property Seized Subject to State Forfeiture - Final Disposition - 2022
Sorted by Agency and Net Proceeds

Entity and Crime	Disposition Date	Type of Property	Property Detail	Disposition of Property	Basis of Disposition	Gross Sales	Expenses Paid	Amount Returned	Net Proceeds*
Cannon River Drug and Violent Offender Task Force (Continued)									
Controlled Substance	05/19/2022	Firearm	Para USA - 0.45 Caliber - Pistol	Property Destroyed	Administrative Forfeiture	---	---	---	---
Controlled Substance	05/19/2022	Firearm	All American - 0.22 Caliber - Revolver	Property Destroyed	Administrative Forfeiture	---	---	---	---
Controlled Substance	07/07/2022	Firearm	Winchester - 20 Gauge - Rifle	Returned to Owner	Court Ordered Return	---	---	---	---
Controlled Substance	07/07/2022	Firearm	Remington Guns - 12 Gauge - Shotgun	Returned to Owner	Administrative Forfeiture	---	---	---	---
Controlled Substance	05/19/2022	Firearm	Mossberg - 0.22 Caliber - Rifle	Property Destroyed	Administrative Forfeiture	---	---	---	---
Controlled Substance	05/19/2022	Firearm	H&R - 0.41 Caliber - Unknown	Property Destroyed	Administrative Forfeiture	---	---	---	---
Controlled Substance	05/19/2022	Firearm	Hi-Point - 0.4 Caliber - Pistol	Property Destroyed	Administrative Forfeiture	---	---	---	---
Controlled Substance	05/19/2022	Firearm	Taurus - 9 Millimeter - Pistol	Property Destroyed	Administrative Forfeiture	---	---	---	---
Controlled Substance	10/18/2022	Firearm	Springfield - 0.38 Caliber - Pistol	Returned to Owner	Court Ordered Return	---	---	---	---
Controlled Substance	03/11/2022	Cash		Returned to Owner	Administrative Forfeiture	470	---	470	---
Controlled Substance	06/02/2022	Cash		Returned to Owner	Court Ordered Return	770	---	770	---
Controlled Substance	06/21/2022	Cash		Cash Forfeiture	Administrative Forfeiture	371	---	---	371
Controlled Substance	05/10/2022	Cash		Cash Forfeiture	Administrative Forfeiture	471	---	---	471
Controlled Substance	04/08/2022	Cash		Cash Forfeiture	Administrative Forfeiture	478	---	---	478
Controlled Substance	03/11/2022	Cash		Cash Forfeiture	Administrative Forfeiture	1,000	---	500	500
Controlled Substance	03/11/2022	Cash		Cash Forfeiture	Administrative Forfeiture	514	---	---	514
Controlled Substance	03/11/2022	Cash		Cash Forfeiture	Administrative Forfeiture	655	---	---	655
Controlled Substance	12/15/2022	Cash		Cash Forfeiture	Administrative Forfeiture	782	---	---	782
Controlled Substance	11/02/2022	Cash		Cash Forfeiture	Administrative Forfeiture	1,130	---	---	1,130
Controlled Substance	11/17/2022	Vehicle	2007 Cadillac CTS	Property Sold	Administrative Forfeiture	1,575	25	---	1,550
Controlled Substance	03/11/2022	Cash		Cash Forfeiture	Administrative Forfeiture	1,572	---	---	1,572
Controlled Substance	03/14/2022	Cash		Cash Forfeiture	Administrative Forfeiture	1,710	---	---	1,710
Controlled Substance	03/22/2022	Cash		Cash Forfeiture	Administrative Forfeiture	1,924	---	---	1,924
Controlled Substance	08/10/2022	Motorcycle	1999 Yamaha YP 400	Property Sold	Administrative Forfeiture	2,552	335	---	2,217
Controlled Substance	08/25/2022	Cash		Cash Forfeiture	Administrative Forfeiture	2,377	---	---	2,377
Controlled Substance	03/11/2022	Cash		Cash Forfeiture	Administrative Forfeiture	2,460	---	---	2,460
Controlled Substance	03/11/2022	Cash		Cash Forfeiture	Administrative Forfeiture	2,766	---	---	2,766
Controlled Substance	03/11/2022	Cash		Cash Forfeiture	Administrative Forfeiture	3,424	---	---	3,424
Controlled Substance	12/16/2022	Vehicle	2004 Porsche Cayenne	Property Sold	Administrative Forfeiture	4,450	25	---	4,425
Controlled Substance	08/25/2022	Vehicle	2008 BMW X3	Property Sold	Administrative Forfeiture	4,700	240	---	4,460
Controlled Substance	03/10/2022	Cash		Cash Forfeiture	Administrative Forfeiture	5,433	---	---	5,433
Controlled Substance	08/11/2022	Vehicle	2014 Mazda 6 Sport Wagon	Property Sold	Administrative Forfeiture	5,900	25	---	5,875
Controlled Substance	11/02/2022	Cash		Cash Forfeiture	Administrative Forfeiture	6,163	---	---	6,163
Controlled Substance	03/11/2022	Vehicle	2011 BMW X3	Property Sold	Administrative Forfeiture	7,502	158	---	7,344

*When expenses exceed the gross amount received, the net proceeds available for distribution are shown as zero.

Table 2A
Property Seized Subject to State Forfeiture - Final Disposition - 2022
Sorted by Agency and Net Proceeds

Entity and Crime	Disposition Date	Type of Property	Property Detail	Disposition of Property	Basis of Disposition	Gross Sales	Expenses Paid	Amount Returned	Net Proceeds*
Cannon River Drug and Violent Offender Task Force (Continued)									
Controlled Substance	09/16/2022	Cash		Cash Forfeiture	Administrative Forfeiture	108,017	---	---	108,017
Agency Total						\$169,166	\$808	\$1,740	\$166,618
Carlton County Sheriff's Office									
DUI-Related	02/16/2022	Vehicle	2011 Ford F150	Returned per Agreement	Agreement	130	130	---	---
DUI-Related	05/05/2022	Vehicle	2014 Ford F250	Returned to Lienholder	Administrative Forfeiture	130	130	---	---
DUI-Related	09/02/2022	Vehicle	2009 Dodge Caravan	Returned per Agreement	Court Ordered Return	133	133	---	---
Agency Total						\$393	\$393	\$---	\$---
Carver County Sheriff's Office									
DUI-Related	05/12/2022	Vehicle	2007 Toyota Camry	Returned to Owner	Agreement	---	---	---	---
DUI-Related	04/28/2022	Vehicle	2005 Honda Civic	Returned to Owner	Agreement	120	120	---	---
DUI-Related	05/27/2022	Vehicle	2017 Chevrolet Equinox	Returned per Agreement	Administrative Forfeiture	208	208	---	---
DUI-Related	04/29/2022	Vehicle	2008 Ford Focus	Property Sold	Administrative Forfeiture	275	125	---	150
DUI-Related	04/04/2022	Vehicle	2011 Chevrolet Malibu	Salvage Yard	Administrative Forfeiture	600	165	---	435
DUI-Related	04/04/2022	Vehicle	2001 Audi A6	Salvage Yard	Administrative Forfeiture	600	115	---	485
DUI-Related	03/15/2022	Vehicle	2017 Kia Sedona	Returned to Lienholder	Administrative Forfeiture	606	106	---	500
DUI-Related	04/04/2022	Vehicle	2017 Ford Focus	Returned to Lienholder	Administrative Forfeiture	704	204	---	500
DUI-Related	01/25/2022	Vehicle	2020 Ford Escape	Returned to Lienholder	Administrative Forfeiture	1,024	524	---	500
Controlled Substance	02/14/2022	Cash		Cash Forfeiture	Administrative Forfeiture	725	---	---	725
Controlled Substance	04/25/2022	Cash		Cash Forfeiture	Judicial Forfeiture	864	---	---	864
DUI-Related	01/25/2022	Vehicle	2013 Ford Fusion	Returned to Owner	Agreement	1,200	200	---	1,000
Controlled Substance	01/26/2022	Cash		Cash Forfeiture	Administrative Forfeiture	1,385	---	---	1,385
Controlled Substance	12/15/2022	Cash		Cash Forfeiture	Administrative Forfeiture	2,500	---	---	2,500
3rd Degree Sexual Conduct	04/29/2022	Vehicle	2012 Ford Focus	Property Sold	Judicial Forfeiture	3,105	386	---	2,719
DUI-Related	04/29/2022	Vehicle	2011 Buick Regal	Property Sold	Administrative Forfeiture	9,805	135	---	9,670
Agency Total						\$23,721	\$2,288	\$---	\$21,433
Cass County Sheriff's Office									
Controlled Substance	09/21/2022	Cash		Cash Forfeiture	Administrative Forfeiture	80	---	---	80
Controlled Substance	09/15/2022	Cash		Cash Forfeiture	Administrative Forfeiture	100	---	---	100
Controlled Substance	09/06/2022	Cash		Cash Forfeiture	Administrative Forfeiture	286	---	---	286
Controlled Substance	09/14/2022	Cash		Cash Forfeiture	Administrative Forfeiture	565	---	---	565
Agency Total						\$1,031	\$---	\$---	\$1,031

*When expenses exceed the gross amount received, the net proceeds available for distribution are shown as zero.

Table 2A
Property Seized Subject to State Forfeiture - Final Disposition - 2022
Sorted by Agency and Net Proceeds

Entity and Crime	Disposition Date	Type of Property	Property Detail	Disposition of Property	Basis of Disposition	Gross Sales	Expenses Paid	Amount Returned	Net Proceeds*
CEE-VI Drug Task Force									
Controlled Substance	10/24/2022	Firearm	Rossi - 0.22 Caliber - Rifle	Returned to Owner	Administrative Forfeiture	---	---	---	---
Controlled Substance	06/30/2022	Firearm	Stevens - 0.22 Caliber - Rifle	Returned to Owner	Agreement	---	---	---	---
Controlled Substance	03/30/2022	Firearm	Winchester - 12 Gauge - Shotgun	Returned to Owner	Agreement	---	---	---	---
Controlled Substance	06/30/2022	Firearm	Weatherby - 12 Gauge - Unknown	Returned to Owner	Agreement	---	---	---	---
Controlled Substance	06/30/2022	Firearm	Mossberg - 12 Gauge - Shotgun	Returned to Owner	Agreement	---	---	---	---
Controlled Substance	06/30/2022	Firearm	DPMS - 0.22 Caliber - Rifle	Returned to Owner	Agreement	---	---	---	---
Controlled Substance	07/05/2022	Firearm	CVA - 0.5 Caliber - Rifle	Returned to Owner	Agreement	---	---	---	---
Controlled Substance	07/05/2022	Firearm	Traditions Tracker - 0.5 Caliber - Rifle	Returned to Owner	Agreement	---	---	---	---
Controlled Substance	07/05/2022	Firearm	Mossberg - 20 Gauge - Shotgun	Returned to Owner	Agreement	---	---	---	---
Controlled Substance	07/05/2022	Firearm	Remington Guns - 12 Gauge - Shotgun	Returned to Owner	Agreement	---	---	---	---
Controlled Substance	06/30/2022	Firearm	Howa - 0.22 Caliber - Rifle	Returned to Owner	Agreement	---	---	---	---
Controlled Substance	07/05/2022	Firearm	Savage - 0.24 Caliber - Unknown	Returned to Owner	Agreement	---	---	---	---
Controlled Substance	07/05/2022	Firearm	New England Pardner - 12 Gauge - Shotgun	Returned to Owner	Agreement	---	---	---	---
Controlled Substance	07/05/2022	Other		Returned to Owner	Agreement	---	---	---	---
Controlled Substance	06/30/2022	Other		Returned to Owner	Agreement	---	---	---	---
Controlled Substance	04/22/2022	Other		Property Destroyed	Administrative Forfeiture	---	---	---	---
Controlled Substance	06/21/2022	Other		Property Destroyed	Administrative Forfeiture	---	---	---	---
Controlled Substance	01/07/2022	Other		Property Destroyed	Administrative Forfeiture	---	---	---	---
Controlled Substance	04/11/2022	Other		Property Destroyed	Administrative Forfeiture	---	---	---	---
Controlled Substance	10/24/2022	Other		Property Destroyed	Administrative Forfeiture	---	---	---	---
Controlled Substance	11/14/2022	Other		Property Destroyed	Administrative Forfeiture	---	---	---	---
Controlled Substance	12/22/2022	Other		Property Destroyed	Administrative Forfeiture	---	---	---	---
Controlled Substance	01/07/2022	Cash		Returned to Owner	Agreement	479	---	479	---
Controlled Substance	01/10/2022	Cash		Returned to Owner	Agreement	580	---	580	---
Controlled Substance	07/08/2022	Cash		Returned to Owner	Agreement	1,370	---	1,370	---
Controlled Substance	04/11/2022	Other		Property Sold	Administrative Forfeiture	5	---	---	5
Controlled Substance	04/11/2022	Other		Property Sold	Administrative Forfeiture	5	---	---	5
Controlled Substance	03/07/2022	Other		Property Sold	Administrative Forfeiture	5	---	---	5
Controlled Substance	06/22/2022	Other		Property Sold	Administrative Forfeiture	20	---	---	20
Controlled Substance	11/02/2022	Other		Property Sold	Administrative Forfeiture	25	---	---	25
Controlled Substance	09/08/2022	Other		Property Sold	Administrative Forfeiture	25	---	---	25
Controlled Substance	08/22/2022	Other		Property Sold	Administrative Forfeiture	25	---	---	25
Controlled Substance	03/07/2022	Firearm	Hi-Point - 9 Millimeter - Pistol	Property Sold	Administrative Forfeiture	30	---	---	30
Controlled Substance	04/11/2022	Firearm	Taurus - 0.2 Caliber - Shotgun	Property Sold	Administrative Forfeiture	65	---	---	65

*When expenses exceed the gross amount received, the net proceeds available for distribution are shown as zero.

Table 2A
Property Seized Subject to State Forfeiture - Final Disposition - 2022
Sorted by Agency and Net Proceeds

Entity and Crime	Disposition Date	Type of Property	Property Detail	Disposition of Property	Basis of Disposition	Gross Sales	Expenses Paid	Amount Returned	Net Proceeds*
CEE-VI Drug Task Force (Continued)									
Controlled Substance	08/03/2022	Cash		Cash Forfeiture	Administrative Forfeiture	67	---	---	67
Controlled Substance	04/11/2022	Firearm	Taurus - 0.22 Caliber - Pistol	Property Sold	Administrative Forfeiture	90	---	---	90
Controlled Substance	08/22/2022	Firearm	Taurus - 9 Millimeter - Pistol	Property Sold	Administrative Forfeiture	150	---	---	150
Controlled Substance	11/02/2022	Firearm	Glock - 9 Millimeter - Pistol	Property Sold	Administrative Forfeiture	300	---	---	300
Controlled Substance	09/08/2022	Firearm	Remington Guns - 12 Gauge - Shotgun	Property Sold	Administrative Forfeiture	338	---	---	338
Controlled Substance	06/22/2022	Firearm	Aero Precision - 0.22 Caliber - Rifle	Property Sold	Administrative Forfeiture	400	---	---	400
Controlled Substance	06/22/2022	Firearm	Romarm Cugir - 8 Millimeter - Rifle	Property Sold	Administrative Forfeiture	400	---	---	400
Controlled Substance	08/30/2022	Cash		Cash Forfeiture	Administrative Forfeiture	460	---	---	460
Controlled Substance	03/18/2022	Cash		Cash Forfeiture	Administrative Forfeiture	463	---	---	463
Controlled Substance	01/07/2022	Cash		Cash Forfeiture	Administrative Forfeiture	551	---	---	551
Controlled Substance	10/11/2022	Cash		Cash Forfeiture	Administrative Forfeiture	575	---	---	575
Controlled Substance	08/22/2022	Cash		Cash Forfeiture	Administrative Forfeiture	662	---	---	662
Controlled Substance	09/12/2022	Cash		Cash Forfeiture	Administrative Forfeiture	712	---	---	712
Controlled Substance	08/25/2022	Cash		Cash Forfeiture	Administrative Forfeiture	832	---	---	832
Controlled Substance	08/22/2022	Cash		Cash Forfeiture	Administrative Forfeiture	1,221	---	---	1,221
Controlled Substance	11/02/2022	Cash		Cash Forfeiture	Administrative Forfeiture	1,260	---	---	1,260
Controlled Substance	01/07/2022	Cash		Cash Forfeiture	Administrative Forfeiture	1,621	---	---	1,621
Controlled Substance	09/02/2022	Cash		Cash Forfeiture	Agreement	4,371	---	2,496	1,875
Controlled Substance	02/16/2022	Cash		Cash Forfeiture	Administrative Forfeiture	1,886	---	---	1,886
Controlled Substance	01/07/2022	Cash		Cash Forfeiture	Administrative Forfeiture	3,084	---	---	3,084
Controlled Substance	08/03/2022	Cash		Cash Forfeiture	Administrative Forfeiture	4,478	---	---	4,478
Controlled Substance	01/07/2022	Cash		Cash Forfeiture	Administrative Forfeiture	4,776	---	---	4,776
Controlled Substance	08/23/2022	Cash		Cash Forfeiture	Administrative Forfeiture	11,096	---	5,548	5,548
Controlled Substance	10/24/2022	Cash		Cash Forfeiture	Administrative Forfeiture	6,752	---	---	6,752
Controlled Substance	04/11/2022	Cash		Cash Forfeiture	Administrative Forfeiture	7,133	6	---	7,127
Controlled Substance	03/10/2022	Cash		Cash Forfeiture	Administrative Forfeiture	9,420	---	---	9,420
Controlled Substance	11/08/2022	Cash		Cash Forfeiture	Administrative Forfeiture	9,865	---	---	9,865
Controlled Substance	04/11/2022	Cash		Cash Forfeiture	Administrative Forfeiture	34,313	---	---	34,313
Agency Total						\$109,910	\$6	\$10,473	\$99,431

*When expenses exceed the gross amount received, the net proceeds available for distribution are shown as zero.

Table 2A
Property Seized Subject to State Forfeiture - Final Disposition - 2022
Sorted by Agency and Net Proceeds

Entity and Crime	Disposition Date	Type of Property	Property Detail	Disposition of Property	Basis of Disposition	Gross Sales	Expenses Paid	Amount Returned	Net Proceeds*
Centennial Lakes Police Department									
DUI-Related	06/06/2022	Vehicle	2012 Chrysler 200	Salvage Yard	Administrative Forfeiture	---	107	---	---
DUI-Related	05/24/2022	Vehicle	1996 Honda Accord	Salvage Yard	Agreement	---	---	---	---
DUI-Related	03/24/2022	Vehicle	2016 Chevrolet Colorado	Returned to Owner	Court Ordered Return	---	114	---	---
DUI-Related	04/13/2022	Vehicle	2019 Mazda CX-5 2WD	Returned to Owner	Agreement	---	114	---	---
DUI-Related	05/25/2022	Vehicle	2020 Subaru WRX	Returned to Lienholder	Agreement	---	107	---	---
DUI-Related	03/17/2022	Vehicle	2010 Acura MDX	Returned to Owner	Agreement	110	110	---	---
Controlled Substance	01/31/2022	Cash		Cash Forfeiture	Administrative Forfeiture	515	---	---	515
Agency Total						\$625	\$552	\$---	\$515

*When expenses exceed the gross amount received, the net proceeds available for distribution are shown as zero.

Table 2A
Property Seized Subject to State Forfeiture - Final Disposition - 2022
Sorted by Agency and Net Proceeds

Entity and Crime	Disposition Date	Type of Property	Property Detail	Disposition of Property	Basis of Disposition	Gross Sales	Expenses Paid	Amount Returned	Net Proceeds*
Central Minnesota Violent Offenders Task Force									
Controlled Substance	04/27/2022	Firearm	SCCY Industries - 9 Millimeter - Pistol	Returned to Owner	Court Ordered Return	---	---	---	---
Controlled Substance	06/27/2022	Cash		Returned to Owner	Administrative Forfeiture	10,000	---	10,000	---
Controlled Substance	03/23/2022	Firearm	Mossberg - 0.22 Caliber - Rifle	Property Sold	Administrative Forfeiture	215	---	---	215
Controlled Substance	03/22/2022	Firearm	Taurus - 0.38 Caliber - Pistol	Property Sold	Administrative Forfeiture	215	---	---	215
Controlled Substance	03/23/2022	Firearm	Phoenix Arms - 0.22 Caliber - Pistol	Property Sold	Judicial Forfeiture	215	---	---	215
Controlled Substance	03/23/2022	Firearm	Winchester - 0.24 Caliber - Rifle	Property Sold	Administrative Forfeiture	215	---	---	215
Controlled Substance	03/23/2022	Firearm	Springfield - 0.45 Caliber - Pistol	Property Sold	Judicial Forfeiture	215	---	---	215
Controlled Substance	03/23/2022	Firearm	Mossberg - 0.22 Caliber - Rifle	Property Sold	Administrative Forfeiture	215	---	---	215
Controlled Substance	03/23/2022	Firearm	Savage - 0.22 Caliber - Rifle	Property Sold	Administrative Forfeiture	215	---	---	215
Controlled Substance	03/26/2022	Firearm	Smith and Wesson - 9 Millimeter - Pistol	Property Sold	Administrative Forfeiture	245	---	---	245
Controlled Substance	03/31/2022	Firearm	Kimber - 9 Millimeter - Pistol	Property Sold	Administrative Forfeiture	246	---	---	246
Controlled Substance	03/22/2022	Firearm	Browning - 0.22 Caliber - Pistol	Property Sold	Administrative Forfeiture	252	---	---	252
Controlled Substance	03/23/2022	Firearm	Benelli - 12 Gauge - Shotgun	Property Sold	Administrative Forfeiture	252	---	---	252
Controlled Substance	03/23/2022	Firearm	Ruger - 0.22 Caliber - Rifle	Property Sold	Judicial Forfeiture	252	---	---	252
Controlled Substance	03/23/2022	Firearm	Mosin-Nagant - 0.22 Caliber - Rifle	Property Sold	Administrative Forfeiture	252	---	---	252
Controlled Substance	03/23/2022	Firearm	Benelli - 20 Gauge - Shotgun	Property Sold	Administrative Forfeiture	252	---	---	252
Controlled Substance	03/23/2022	Firearm	Remington Guns - 0.33 Caliber - Rifle	Property Sold	Administrative Forfeiture	252	---	---	252
Controlled Substance	03/23/2022	Firearm	Glock - 0.4 Caliber - Pistol	Property Sold	Administrative Forfeiture	252	---	---	252
Controlled Substance	03/23/2022	Firearm	Springfield - 0.45 Caliber - Pistol	Property Sold	Administrative Forfeiture	252	---	---	252
Controlled Substance	03/03/2022	Cash		Cash Forfeiture	Administrative Forfeiture	770	---	---	770
Controlled Substance	02/16/2022	Cash		Cash Forfeiture	Administrative Forfeiture	947	---	---	947
Controlled Substance	04/28/2022	Cash		Cash Forfeiture	Administrative Forfeiture	1,520	---	---	1,520
Controlled Substance	02/10/2022	Cash		Cash Forfeiture	Administrative Forfeiture	1,822	---	---	1,822
Controlled Substance	03/03/2022	Cash		Cash Forfeiture	Administrative Forfeiture	1,924	---	---	1,924
Controlled Substance	01/05/2022	Cash		Cash Forfeiture	Administrative Forfeiture	2,442	---	---	2,442
Controlled Substance	02/20/2022	Cash		Cash Forfeiture	Administrative Forfeiture	2,592	---	---	2,592
Controlled Substance	04/27/2022	Cash		Cash Forfeiture	Administrative Forfeiture	5,105	---	---	5,105
Controlled Substance	06/27/2022	Cash		Cash Forfeiture	Administrative Forfeiture	7,350	---	---	7,350
Controlled Substance	06/28/2022	Cash		Cash Forfeiture	Administrative Forfeiture	9,600	---	---	9,600
Controlled Substance	08/17/2022	Cash		Cash Forfeiture	Administrative Forfeiture	23,499	---	---	23,499
Agency Total						\$71,583	\$---	\$10,000	\$61,583

*When expenses exceed the gross amount received, the net proceeds available for distribution are shown as zero.

Table 2A
Property Seized Subject to State Forfeiture - Final Disposition - 2022
Sorted by Agency and Net Proceeds

Entity and Crime	Disposition Date	Type of Property	Property Detail	Disposition of Property	Basis of Disposition	Gross Sales	Expenses Paid	Amount Returned	Net Proceeds*
Champlin Police Department									
DUI-Related	07/22/2022	Vehicle	2016 Chevrolet Equinox	Returned to Lienholder	Agreement	375	375	---	---
DUI-Related	05/25/2022	Vehicle	2016 Nissan Versa FE	Returned to Lienholder	Agreement	425	425	---	---
DUI-Related	03/03/2022	Vehicle	2011 Cadillac CTS	Returned to Owner	Agreement	430	430	---	---
DUI-Related	11/03/2022	Vehicle	2017 Ford Escape	Returned to Lienholder	Agreement	500	500	---	---
DUI-Related	05/25/2022	Vehicle	2018 Ford F150	Returned to Owner	Agreement	2,200	2,200	---	---
Controlled Substance	08/31/2022	Cash		Cash Forfeiture	Agreement	11,860	---	---	11,860
Agency Total						\$15,790	\$3,930	\$---	\$11,860
Chaska Police Department									
DUI-Related	05/18/2022	Vehicle	2004 Volkswagen Jetta	Salvage Yard	Administrative Forfeiture	250	252	---	---
DUI-Related	05/18/2022	Vehicle	2014 Honda Accord	Property Sold	Administrative Forfeiture	8,100	2,670	---	5,430
Agency Total						\$8,350	\$2,922	\$---	\$5,430
Chippewa County Sheriff's Office									
Burglary	02/16/2022	Other		Property Sold	Judicial Forfeiture	9,450	937	---	8,513
Agency Total						\$9,450	\$937	\$---	\$8,513
Chisago County Sheriff's Office									
Fleeing a Peace Officer	08/31/2022	Motorcycle	2009 Harley-Davidson Dyna Street Bob FXDB	Returned to Owner	Agreement	---	159	---	---
DUI-Related	02/03/2022	Vehicle	2014 Ram 1500 4WD	Returned to Lienholder	Court Ordered Return	274	274	---	---
DUI-Related	02/09/2022	Vehicle	2013 Ford F150	Returned to Lienholder	Court Ordered Return	515	515	---	---
DUI-Related	01/06/2022	Vehicle	2011 Subaru Legacy	Returned to Owner	Court Ordered Return	1,769	166	---	1,603
DUI-Related	06/18/2022	Vehicle	1996 Ford F250	Returned to Owner	Court Ordered Return	3,039	199	---	2,840
Agency Total						\$5,597	\$1,313	\$---	\$4,443
Chisholm Police Department									
DUI-Related	05/23/2022	Vehicle	2007 Chevrolet Malibu	Returned to Owner	Agreement	---	---	---	---
DUI-Related	05/25/2022	Vehicle	1999 Dodge Dakota Pickup 4WD	Returned to Owner	Agreement	---	---	---	---
DUI-Related	05/25/2022	Vehicle	2008 Chevrolet Cavalier	Returned to Owner	Agreement	---	---	---	---
Agency Total						\$---	\$---	\$---	\$---

*When expenses exceed the gross amount received, the net proceeds available for distribution are shown as zero.

Table 2A
Property Seized Subject to State Forfeiture - Final Disposition - 2022
Sorted by Agency and Net Proceeds

Entity and Crime	Disposition Date	Type of Property	Property Detail	Disposition of Property	Basis of Disposition	Gross Sales	Expenses Paid	Amount Returned	Net Proceeds*
Clay County Sheriff's Office									
DUI-Related	04/15/2022	Vehicle	2007 Chrysler PT Cruiser Convertible	Property Sold	Administrative Forfeiture	380	221	---	159
Controlled Substance	03/03/2022	Cash		Cash Forfeiture	Administrative Forfeiture	234	---	---	234
Controlled Substance	03/03/2022	Cash		Cash Forfeiture	Administrative Forfeiture	296	---	---	296
Controlled Substance	06/02/2022	Vehicle	1995 Ford Windstar	Property Sold	Administrative Forfeiture	475	158	---	317
DUI-Related	06/02/2022	Vehicle	1995 Ford F150	Property Sold	Administrative Forfeiture	500	160	---	340
Fleeing a Peace Officer	06/02/2022	Vehicle	2005 Chrysler 300	Property Sold	Administrative Forfeiture	475	123	---	352
Fleeing a Peace Officer	11/29/2022	Vehicle	2004 Ford Explorer	Property Sold	Administrative Forfeiture	500	125	---	375
DUI-Related	06/06/2022	Vehicle	2003 Hyundai Elantra Coupe	Property Sold	Administrative Forfeiture	675	262	---	413
Controlled Substance	06/06/2022	Vehicle	2005 Nissan Altima	Property Sold	Administrative Forfeiture	600	117	---	483
Fleeing a Peace Officer	06/02/2022	Vehicle	1999 Honda Accord	Property Sold	Judicial Forfeiture	600	82	---	518
Controlled Substance	06/02/2022	Vehicle	2001 Mercury Mountaineer	Property Sold	Administrative Forfeiture	700	139	---	561
Controlled Substance	06/02/2022	Vehicle	1999 Pontiac Grand Prix	Property Sold	Administrative Forfeiture	805	159	---	646
DUI-Related	03/07/2022	Vehicle	1998 Chevrolet S10 Pickup 2WD	Property Sold	Administrative Forfeiture	775	82	---	693
Fleeing a Peace Officer	08/25/2022	Vehicle	2001 Chevrolet Tahoe	Property Sold	Administrative Forfeiture	900	128	---	772
Controlled Substance	06/02/2022	Vehicle	2009 Pontiac G6	Property Sold	Administrative Forfeiture	975	133	---	842
Controlled Substance	02/23/2022	Vehicle	2009 Chevrolet TrailBlazer	Property Sold	Administrative Forfeiture	1,400	322	---	1,078
Fleeing a Peace Officer	06/02/2022	Vehicle	2002 Subaru Impreza AWD	Property Sold	Administrative Forfeiture	1,525	166	---	1,359
Controlled Substance	06/02/2022	Vehicle	2005 Cadillac STS 2WD	Property Sold	Administrative Forfeiture	1,750	289	---	1,461
Controlled Substance	06/02/2022	Vehicle	2011 Chevrolet HHR FWD	Property Sold	Administrative Forfeiture	1,725	185	---	1,540
Controlled Substance	08/29/2022	Vehicle	2011 Chevrolet Impala	Property Sold	Administrative Forfeiture	1,750	114	---	1,636
Controlled Substance	06/02/2022	Vehicle	2003 Chevrolet Silverado	Property Sold	Administrative Forfeiture	2,800	296	---	2,504
Controlled Substance	06/02/2022	Motorcycle	2008 Suzuki GSXR600	Property Sold	Administrative Forfeiture	2,800	261	---	2,539
DUI-Related	06/02/2022	Vehicle	2002 Jeep Grand Cherokee 4WD	Property Sold	Administrative Forfeiture	3,000	300	---	2,700
DUI-Related	06/02/2022	Vehicle	2010 Mercury Milan	Property Sold	Administrative Forfeiture	3,550	407	---	3,143
DUI-Related	06/02/2022	ATV	2011 Yamaha Grizzly 550	Property Sold	Administrative Forfeiture	4,000	546	---	3,454
Controlled Substance	03/03/2022	Cash		Cash Forfeiture	Administrative Forfeiture	3,975	---	---	3,975
Controlled Substance	06/02/2022	Vehicle	2006 Dodge Charger	Property Sold	Administrative Forfeiture	6,100	657	---	5,443
Controlled Substance	05/26/2022	Vehicle	2016 Mazda 6	Property Sold	Administrative Forfeiture	11,500	267	---	11,233
DUI-Related	04/12/2022	Vehicle	2014 GMC Sierra 1500	Property Sold	Administrative Forfeiture	13,000	187	---	12,813
Fleeing a Peace Officer	04/12/2022	Cash		Cash Forfeiture	Administrative Forfeiture	16,700	---	---	16,700
Agency Total						\$84,465	\$5,886	\$---	\$78,579

*When expenses exceed the gross amount received, the net proceeds available for distribution are shown as zero.

Table 2A
Property Seized Subject to State Forfeiture - Final Disposition - 2022
Sorted by Agency and Net Proceeds

Entity and Crime	Disposition Date	Type of Property	Property Detail	Disposition of Property	Basis of Disposition	Gross Sales	Expenses Paid	Amount Returned	Net Proceeds*
Clearwater County Sheriff's Office									
DUI-Related	05/04/2022	Vehicle	2003 Chevrolet Silverado	Returned to Owner	Agreement	246	246	---	---
DUI-Related	07/22/2022	Vehicle	2010 Chevrolet Cobalt	Returned to Owner	Agreement	600	600	---	---
DUI-Related	01/26/2022	Vehicle	2013 Ford Taurus	Returned to Owner	Agreement	643	643	---	---
Fleeing a Peace Officer	05/23/2022	Vehicle	1999 Ford SRW F350	Returned to Owner	Agreement	645	645	---	---
Agency Total						\$2,134	\$2,134	\$---	\$---
Cloquet Police Department									
Controlled Substance	05/13/2022	Cash		Cash Forfeiture	Administrative Forfeiture	363	---	---	363
Controlled Substance	02/15/2022	Cash		Cash Forfeiture	Administrative Forfeiture	1,060	---	---	1,060
Agency Total						\$1,423	\$---	\$---	\$1,423
Cold Spring Police Department									
DUI-Related	06/15/2022	Vehicle	2012 Jeep Liberty 4WD	Returned to Owner	Agreement	---	---	---	---
Controlled Substance	09/27/2022	Cash		Cash Forfeiture	Administrative Forfeiture	187	---	---	187
Controlled Substance	09/02/2022	Vehicle	2008 Cadillac DTS	Property Sold	Administrative Forfeiture	1,510	258	---	1,252
Controlled Substance	09/01/2022	Vehicle	2014 Mazda 6	Returned to Owner	Administrative Forfeiture	2,000	540	---	1,460
Agency Total						\$3,697	\$798	\$---	\$2,899
Cook County Sheriff's Office									
Fleeing a Peace Officer	09/08/2022	Vehicle	1990 Pontiac Firebird	Returned to Owner	Administrative Forfeiture	---	---	---	---
Agency Total						\$---	\$---	\$---	\$---
Coon Rapids Police Department									
Fleeing a Peace Officer	12/14/2022	Vehicle	2017 Nissan Altima	Property Retained	Judicial Forfeiture	---	496	---	---
DUI-Related	12/14/2022	Vehicle	2002 Chevrolet Tahoe	Property Retained	Administrative Forfeiture	---	309	---	---
Fleeing a Peace Officer	05/17/2022	Vehicle	2016 Dodge Charger	Returned to Owner	Court Ordered Return	---	97	---	---
Controlled Substance	07/28/2022	Vehicle	2014 Chevrolet Impala	Returned to Owner	Agreement	105	105	---	---
Controlled Substance	07/28/2022	Vehicle	2005 Acura RL	Returned to Owner	Agreement	123	228	---	---
Fleeing a Peace Officer	01/26/2022	Vehicle	2017 Nissan Rogue	Returned to Owner	Agreement	136	136	---	---
DUI-Related	05/17/2022	Vehicle	2013 Toyota RAV4	Returned to Owner	Agreement	311	311	---	---
DUI-Related	02/18/2022	Vehicle	2003 Buick Century	Returned to Owner	Agreement	397	397	---	---
DUI-Related	08/26/2022	Vehicle	2006 Saturn Ion	Salvage Yard	Administrative Forfeiture	450	869	---	---
Controlled Substance	08/26/2022	Vehicle	2007 Pontiac G6	Salvage Yard	Administrative Forfeiture	450	841	---	---
DUI-Related	08/26/2022	Vehicle	2006 Saturn Ion	Salvage Yard	Administrative Forfeiture	450	865	---	---
DUI-Related	08/26/2022	Vehicle	2003 Cadillac DeVille	Salvage Yard	Administrative Forfeiture	500	865	---	---

*When expenses exceed the gross amount received, the net proceeds available for distribution are shown as zero.

Table 2A
Property Seized Subject to State Forfeiture - Final Disposition - 2022
Sorted by Agency and Net Proceeds

Entity and Crime	Disposition Date	Type of Property	Property Detail	Disposition of Property	Basis of Disposition	Gross Sales	Expenses Paid	Amount Returned	Net Proceeds*
Coon Rapids Police Department (Continued)									
DUI-Related	08/26/2022	Vehicle	2007 Cadillac CTS	Salvage Yard	Administrative Forfeiture	500	903	---	---
DUI-Related	08/26/2022	Vehicle	2001 Suzuki Grand Vitara	Salvage Yard	Administrative Forfeiture	500	890	---	---
DUI-Related	08/26/2022	Vehicle	2006 Ford Freestar Wagon FWD	Salvage Yard	Administrative Forfeiture	500	849	---	---
DUI-Related	08/26/2022	Vehicle	1999 GMC Jimmy 4WD	Salvage Yard	Administrative Forfeiture	500	873	---	---
DUI-Related	12/14/2022	Vehicle	2005 Dodge Stratus	Returned to Owner	Court Ordered Return	510	510	---	---
DUI-Related	05/17/2022	Vehicle	2020 Chevrolet Equinox	Returned per Agreement	Agreement	623	623	---	---
DUI-Related	02/18/2022	Vehicle	2015 Chevrolet Traverse FWD	Returned per Agreement	Agreement	736	736	---	---
DUI-Related	02/18/2022	Vehicle	2018 BMW X4 M40i	Returned per Agreement	Agreement	737	737	---	---
DUI-Related	05/17/2022	Vehicle	2012 Chevrolet Impala	Returned per Agreement	Agreement	789	789	---	---
DUI-Related	02/18/2022	Vehicle	2012 Honda Pilot 2WD	Returned to Owner	Agreement	793	793	---	---
DUI-Related	04/20/2022	Vehicle	2004 Nissan Frontier	Returned per Agreement	Agreement	793	793	---	---
DUI-Related	04/20/2022	Vehicle	2019 Dodge Journey	Returned to Lienholder	Agreement	801	801	---	---
DUI-Related	06/15/2022	Vehicle	2016 Chrysler 200	Returned to Lienholder	Agreement	801	801	---	---
DUI-Related	12/14/2022	Vehicle	2016 Dodge Charger	Returned per Agreement	Agreement	801	801	---	---
DUI-Related	07/28/2022	Vehicle	2011 Dodge Ram	Returned to Lienholder	Agreement	805	805	---	---
DUI-Related	04/20/2022	Vehicle	2017 Ford F150	Returned per Agreement	Agreement	805	805	---	---
Controlled Substance	05/17/2022	Vehicle	2013 Chrysler 200	Returned to Lienholder	Agreement	809	809	---	---
DUI-Related	06/16/2022	Vehicle	2007 GMC Yukon 1500 2WD	Returned to Owner	Agreement	810	810	---	---
DUI-Related	04/20/2022	Vehicle	2017 GMC Sierra 2500 4WD	Returned per Agreement	Agreement	815	815	---	---
DUI-Related	12/14/2022	Vehicle	2007 Honda Civic 2Dr	Returned to Owner	Agreement	821	821	---	---
DUI-Related	12/14/2022	Vehicle	2010 Harley-Davidson Touring	Returned to Owner	Agreement	831	831	---	---
Controlled Substance	01/26/2022	Vehicle	2008 Chevrolet Impala	Property Sold	Administrative Forfeiture	1,385	1,186	---	199
Controlled Substance	12/14/2022	Cash		Cash Forfeiture	Administrative Forfeiture	757	---	---	757
Controlled Substance	05/17/2022	Cash		Cash Forfeiture	Judicial Forfeiture	1,182	---	---	1,182
Controlled Substance	07/28/2022	Cash		Cash Forfeiture	Judicial Forfeiture	1,428	---	---	1,428
DUI-Related	01/27/2022	Vehicle	2008 Chevrolet HHR FWD	Property Sold	Administrative Forfeiture	2,685	1,178	---	1,507
DUI-Related	04/20/2022	Vehicle	2007 Jeep Grand Cherokee 4WD	Property Sold	Administrative Forfeiture	3,385	1,145	---	2,240
DUI-Related	04/20/2022	Vehicle	2010 Ford Fusion	Property Sold	Administrative Forfeiture	3,485	1,204	---	2,281
DUI-Related	04/20/2022	Vehicle	2012 Hyundai Sonata	Property Sold	Administrative Forfeiture	5,885	1,166	---	4,719
DUI-Related	05/17/2022	Vehicle	2008 Toyota Tundra	Property Sold	Administrative Forfeiture	8,785	2,689	---	6,096
Agency Total						\$46,979	\$30,682	\$---	\$20,409
Cottage Grove Police Department									
Controlled Substance	11/12/2022	Vehicle	2014 Ford Focus	Property Abandoned	Agreement	---	---	---	---

*When expenses exceed the gross amount received, the net proceeds available for distribution are shown as zero.

Table 2A
Property Seized Subject to State Forfeiture - Final Disposition - 2022
Sorted by Agency and Net Proceeds

Entity and Crime	Disposition Date	Type of Property	Property Detail	Disposition of Property	Basis of Disposition	Gross Sales	Expenses Paid	Amount Returned	Net Proceeds*
Cottage Grove Police Department (Continued)									
Burglary	09/28/2022	Vehicle	2003 GMC Yukon 1500 2WD	Property Abandoned	Agreement	---	---	---	---
Fleeing a Peace Officer	09/28/2022	Vehicle	2005 Chevrolet Blazer	Property Abandoned	Agreement	---	---	---	---
Burglary	09/28/2022	Vehicle	2007 Chevrolet Malibu	Property Abandoned	Agreement	---	---	---	---
Controlled Substance	10/27/2022	Firearm	Mossberg - 12 Gauge - Shotgun	Property Destroyed	Administrative Forfeiture	---	---	---	---
Controlled Substance	10/27/2022	Firearm	PJK - 9 Millimeter - Unknown	Property Destroyed	Administrative Forfeiture	---	---	---	---
Controlled Substance	10/27/2022	Firearm	Amadeo Rossi - 0.22 Caliber - Rifle	Property Destroyed	Administrative Forfeiture	---	---	---	---
Controlled Substance	10/27/2022	Firearm	Ruger - 0.38 Caliber - Pistol	Property Destroyed	Administrative Forfeiture	---	---	---	---
Controlled Substance	10/27/2022	Firearm	ACP Baretta - 0.45 Caliber - Pistol	Property Destroyed	Administrative Forfeiture	---	---	---	---
Controlled Substance	10/27/2022	Firearm	Smith and Wesson - 0.36 Caliber - Revolver	Property Destroyed	Administrative Forfeiture	---	---	---	---
Controlled Substance	10/27/2022	Firearm	Taurus - 9 Millimeter - Pistol	Property Destroyed	Administrative Forfeiture	---	---	---	---
Theft	04/27/2022	Vehicle	2005 Chevrolet Tahoe	Returned to Owner	Agreement	100	100	---	---
Controlled Substance	10/18/2022	Vehicle	2010 Ford Edge	Returned to Owner	Agreement	100	107	---	---
Fleeing a Peace Officer	10/25/2022	Vehicle	2002 Chevrolet Blazer	Returned to Owner	Agreement	100	160	---	---
Fleeing a Peace Officer	09/06/2022	Vehicle	2009 Toyota Sienna	Returned to Owner	Agreement	100	100	---	---
Controlled Substance	09/07/2022	Vehicle	2006 Chrysler Town and Country	Returned to Owner	Agreement	100	100	---	---
Possession of Theft Tools	09/20/2022	Vehicle	2012 Audi Q5 Hybrid	Returned to Owner	Agreement	110	110	---	---
Fleeing a Peace Officer	09/08/2022	Vehicle	2008 Chrysler PT Cruiser Convertible	Returned to Owner	Agreement	110	110	---	---
DUI-Related	08/10/2022	Vehicle	2004 Cadillac DeVille	Returned to Owner	Agreement	125	132	---	---
Fleeing a Peace Officer	10/11/2022	Vehicle	2002 BMW 325i	Returned to Owner	Agreement	150	150	---	---
Controlled Substance	09/12/2022	Vehicle	2002 Dodge Caravan	Returned to Owner	Agreement	200	207	---	---
DUI-Related	10/22/2022	Vehicle	2006 Chrysler Town and Country	Property Sold	Administrative Forfeiture	270	260	---	10
Controlled Substance	11/30/2022	Vehicle	1999 Audi A4	Salvage Yard	Administrative Forfeiture	151	132	---	19
Fleeing a Peace Officer	06/22/2022	Vehicle	2003 Chrysler Monte Carlo	Property Sold	Judicial Forfeiture	270	195	---	75
Controlled Substance	11/30/2022	Vehicle	2007 Chevrolet HHR FWD FFV	Salvage Yard	Administrative Forfeiture	172	72	---	100
Prostitution	05/13/2022	Cash		Cash Forfeiture	Judicial Forfeiture	140	---	---	140
DUI-Related	06/22/2022	Vehicle	1998 Ford F150	Property Sold	Administrative Forfeiture	495	355	---	140
Fleeing a Peace Officer	06/22/2022	Vehicle	2008 Pontiac Grand Prix	Property Sold	Judicial Forfeiture	360	200	---	160
Prostitution	09/19/2022	Cash		Cash Forfeiture	Judicial Forfeiture	190	---	---	190
Controlled Substance	05/13/2022	Cash		Cash Forfeiture	Administrative Forfeiture	190	---	---	190
Controlled Substance	11/08/2022	Cash		Cash Forfeiture	Administrative Forfeiture	197	---	---	197
Controlled Substance	06/22/2022	Vehicle	1999 Chrysler 300 M	Property Sold	Administrative Forfeiture	360	139	---	221
DUI-Related	06/22/2022	Vehicle	2005 Pontiac G6	Property Sold	Administrative Forfeiture	450	222	---	228
Identity Theft	05/18/2022	Vehicle	1997 Honda Accord	Property Sold	Judicial Forfeiture	383	112	---	271
Prostitution	11/22/2022	Cash		Cash Forfeiture	Judicial Forfeiture	290	---	---	290

*When expenses exceed the gross amount received, the net proceeds available for distribution are shown as zero.

Table 2A
Property Seized Subject to State Forfeiture - Final Disposition - 2022
Sorted by Agency and Net Proceeds

Entity and Crime	Disposition Date	Type of Property	Property Detail	Disposition of Property	Basis of Disposition	Gross Sales	Expenses Paid	Amount Returned	Net Proceeds*
Cottage Grove Police Department (Continued)									
DUI-Related	06/22/2022	Vehicle	1999 Mercury Grand Marquis	Property Sold	Administrative Forfeiture	540	235	---	305
DUI-Related	12/20/2022	Vehicle	2018 Honda Accord	Returned to Lienholder	Agreement	451	110	---	341
DUI-Related	01/04/2022	Vehicle	2017 Chevrolet Silverado	Returned to Owner	Agreement	767	415	---	352
DUI-Related	01/25/2022	Vehicle	2007 Ford Contour	Returned to Owner	Agreement	760	325	---	435
Fleeing a Peace Officer	06/22/2022	Motorcycle	2000 Yamaha N/A	Property Sold	Judicial Forfeiture	630	150	---	480
DUI-Related	01/25/2022	Vehicle	2010 Nissan Murano	Returned to Owner	Agreement	987	432	---	555
DUI-Related	03/02/2022	Vehicle	2019 Ram 3500	Returned to Owner	Agreement	895	243	---	652
Controlled Substance	04/13/2022	Vehicle	2003 GMC Yukon 1500 2WD	Property Sold	Administrative Forfeiture	810	125	---	685
Controlled Substance	06/22/2022	Vehicle	2005 Chevrolet TrailBlazer	Property Sold	Administrative Forfeiture	855	132	---	723
Controlled Substance	10/22/2022	Vehicle	1998 Buick Century	Property Sold	Administrative Forfeiture	900	125	---	775
Controlled Substance	11/08/2022	Cash		Cash Forfeiture	Administrative Forfeiture	780	---	---	780
Controlled Substance	06/22/2022	Vehicle	2004 Mazda Tribute 2WD	Property Sold	Administrative Forfeiture	923	132	---	791
Controlled Substance	10/22/2022	Vehicle	2006 Jeep Commander 2WD	Property Sold	Administrative Forfeiture	1,440	132	---	1,308
Controlled Substance	04/27/2022	Vehicle	2014 BMW 328xi	Returned to Owner	Agreement	1,600	108	---	1,492
DUI-Related	06/22/2022	Vehicle	2004 Toyota RAV4	Property Sold	Administrative Forfeiture	1,733	125	---	1,608
DUI-Related	10/22/2022	Vehicle	2006 Chevrolet Silverado	Property Sold	Administrative Forfeiture	2,003	267	---	1,736
Controlled Substance	11/22/2022	Cash		Cash Forfeiture	Administrative Forfeiture	4,295	---	---	4,295
Controlled Substance	12/16/2022	Vehicle	2015 Kia Optima	Property Sold	Administrative Forfeiture	6,175	132	---	6,043
DUI-Related	06/08/2022	Vehicle	2014 Toyota Corolla	Property Sold	Administrative Forfeiture	7,885	135	---	7,750
Agency Total						\$39,542	\$6,286	\$---	\$33,337
Crookston Police Department									
DUI-Related	10/14/2022	Vehicle	2006 Pontiac Montana	Property Sold	Administrative Forfeiture	465	214	---	251
DUI-Related	10/14/2022	Vehicle	2003 Nissan Altima	Property Sold	Administrative Forfeiture	400	145	---	255
DUI-Related	10/12/2022	Vehicle	2007 Chevrolet Impala	Property Sold	Administrative Forfeiture	400	25	---	375
DUI-Related	10/12/2022	Vehicle	2006 Dodge Durango	Property Sold	Administrative Forfeiture	440	25	---	415
DUI-Related	10/14/2022	Vehicle	2001 Chevrolet Tracker	Property Sold	Administrative Forfeiture	934	458	---	476
DUI-Related	10/14/2022	Vehicle	2007 Jeep Commander 2WD	Property Sold	Administrative Forfeiture	2,900	1,029	---	1,871
DUI-Related	10/14/2022	Vehicle	2014 Buick LaCrosse	Property Sold	Administrative Forfeiture	7,050	2,428	---	4,622
Agency Total						\$12,589	\$4,324	\$---	\$8,265

*When expenses exceed the gross amount received, the net proceeds available for distribution are shown as zero.

Table 2A
Property Seized Subject to State Forfeiture - Final Disposition - 2022
Sorted by Agency and Net Proceeds

Entity and Crime	Disposition Date	Type of Property	Property Detail	Disposition of Property	Basis of Disposition	Gross Sales	Expenses Paid	Amount Returned	Net Proceeds*
Crow Wing County Sheriff's Office									
Controlled Substance	04/13/2022	Firearm	ArmaLite - 0.22 Caliber - Rifle	Returned to Owner	Administrative Forfeiture	---	---	---	---
Controlled Substance	04/14/2022	Firearm	Springfield - 9 Millimeter - Pistol	Returned to Owner	Administrative Forfeiture	---	---	---	---
Controlled Substance	04/13/2022	Firearm	Rock Island Armory - 10 Millimeter - Pistol	Returned to Owner	Administrative Forfeiture	---	---	---	---
Controlled Substance	08/04/2022	Cash		Cash Forfeiture	Administrative Forfeiture	324	---	---	324
Agency Total						\$324	\$---	\$---	\$324
Crystal Police Department									
DUI-Related	08/05/2022	Vehicle	2008 Buick Enclave AWD	Property Destroyed	Agreement	---	---	---	---
Fleeing a Peace Officer	03/22/2022	Vehicle	2018 Dodge Caravan	Returned to Owner	Agreement	3,000	900	2,100	---
Agency Total						\$3,000	\$900	\$2,100	\$---
Dakota County Drug Task Force									
Controlled Substance	01/05/2022	Firearm	Smith and Wesson - 9 Millimeter - Pistol	Property Destroyed	Administrative Forfeiture	---	---	---	---
Controlled Substance	04/13/2022	Firearm	Ruger - 0.38 Caliber - Pistol	Property Destroyed	Administrative Forfeiture	---	---	---	---
Controlled Substance	01/01/2022	Firearm	Glock - 0.45 Caliber - Pistol	Property Destroyed	Administrative Forfeiture	---	---	---	---
Controlled Substance	11/29/2022	Firearm	Ruger - 0.28 Caliber - Pistol	Property Destroyed	Administrative Forfeiture	---	---	---	---
Controlled Substance	11/29/2022	Firearm	Springfield - 6 Millimeter - Rifle	Property Destroyed	Administrative Forfeiture	---	---	---	---
Controlled Substance	11/16/2022	Firearm	Bersa - 0.38 Caliber - Pistol	Property Destroyed	Administrative Forfeiture	---	---	---	---
Controlled Substance	11/01/2022	Firearm	Polymer 80 - 9 Millimeter - Pistol	Property Destroyed	Administrative Forfeiture	---	---	---	---
Controlled Substance	08/30/2022	Firearm	Glock - 9 Millimeter - Pistol	Returned to Owner	Administrative Forfeiture	---	---	---	---
Controlled Substance	08/24/2022	Firearm	Taurus - 0.38 Caliber - Revolver	Property Destroyed	Administrative Forfeiture	---	---	---	---
Controlled Substance	09/06/2022	Firearm	Smith and Wesson - 9 Millimeter - Pistol	Property Destroyed	Administrative Forfeiture	---	---	---	---
Controlled Substance	09/08/2022	Firearm	Taurus - 9 Millimeter - Pistol	Property Destroyed	Administrative Forfeiture	---	---	---	---
Controlled Substance	08/31/2022	Firearm	Ruger - 0.5 Caliber - Pistol	Property Destroyed	Administrative Forfeiture	---	---	---	---
Controlled Substance	07/11/2022	Firearm	Glock - 0.45 Caliber - Pistol	Property Destroyed	Administrative Forfeiture	---	---	---	---
Controlled Substance	07/11/2022	Firearm	H&R - 12 Gauge - Shotgun	Property Destroyed	Administrative Forfeiture	---	---	---	---
Controlled Substance	07/26/2022	Firearm	Kahr Arms - 0.45 Caliber - Pistol	Property Destroyed	Administrative Forfeiture	---	---	---	---
Controlled Substance	10/10/2022	Firearm	Ruger - 9 Millimeter - Pistol	Property Destroyed	Administrative Forfeiture	---	---	---	---
Controlled Substance	08/10/2022	Firearm	Sarsilmaz - 9 Millimeter - Pistol	Property Destroyed	Administrative Forfeiture	---	---	---	---
Controlled Substance	08/24/2022	Firearm	HS Produkt - 9 Millimeter - Pistol	Property Destroyed	Administrative Forfeiture	---	---	---	---
Controlled Substance	04/19/2022	Firearm	Glock - 9 Millimeter - Pistol	Property Destroyed	Administrative Forfeiture	---	---	---	---
Controlled Substance	05/05/2022	Firearm	Glock - 9 Millimeter - Pistol	Property Destroyed	Administrative Forfeiture	---	---	---	---
Controlled Substance	05/10/2022	Firearm	Smith and Wesson - 9 Millimeter - Pistol	Property Destroyed	Administrative Forfeiture	---	---	---	---
Controlled Substance	05/10/2022	Firearm	Smith and Wesson - 0.38 Caliber - Pistol	Property Destroyed	Administrative Forfeiture	---	---	---	---
Controlled Substance	06/10/2022	Firearm	Springfield - 9 Millimeter - Pistol	Property Destroyed	Administrative Forfeiture	---	---	---	---

*When expenses exceed the gross amount received, the net proceeds available for distribution are shown as zero.

Table 2A
Property Seized Subject to State Forfeiture - Final Disposition - 2022
Sorted by Agency and Net Proceeds

Entity and Crime	Disposition Date	Type of Property	Property Detail	Disposition of Property	Basis of Disposition	Gross Sales	Expenses Paid	Amount Returned	Net Proceeds*
Dakota County Drug Task Force (Continued)									
Controlled Substance	03/22/2022	Firearm	Taurus - 9 Millimeter - Pistol	Property Destroyed	Administrative Forfeiture	---	---	---	---
Controlled Substance	08/26/2022	Firearm	Smith and Wesson - 0.38 Caliber - Pistol	Property Destroyed	Administrative Forfeiture	---	---	---	---
Controlled Substance	08/26/2022	Firearm	Taurus - 0.38 Caliber - Revolver	Property Destroyed	Administrative Forfeiture	---	---	---	---
Controlled Substance	08/09/2022	Firearm	Taurus - 9 Millimeter - Pistol	Property Destroyed	Administrative Forfeiture	---	---	---	---
Controlled Substance	07/01/2022	Firearm	Springfield - 0.45 Caliber - Pistol	Property Destroyed	Administrative Forfeiture	---	---	---	---
Controlled Substance	06/08/2022	Firearm	Remington Guns - 12 Gauge - Shotgun	Property Destroyed	Administrative Forfeiture	---	---	---	---
Controlled Substance	06/08/2022	Firearm	Taurus - 9 Millimeter - Pistol	Property Destroyed	Administrative Forfeiture	---	---	---	---
Controlled Substance	06/08/2022	Firearm	Smith and Wesson - 9 Millimeter - Pistol	Property Destroyed	Administrative Forfeiture	---	---	---	---
Controlled Substance	06/14/2022	Firearm	Beretta - 9 Millimeter - Pistol	Property Destroyed	Agreement	---	---	---	---
Controlled Substance	04/29/2022	Firearm	Colt - 0.4 Caliber - Pistol	Property Destroyed	Administrative Forfeiture	---	---	---	---
Controlled Substance	07/28/2022	Firearm	Glock - 0.45 Caliber - Pistol	Property Destroyed	Administrative Forfeiture	---	---	---	---
Controlled Substance	04/08/2022	Firearm	Glock - 9 Millimeter - Pistol	Property Destroyed	Administrative Forfeiture	---	---	---	---
Controlled Substance	02/17/2022	Firearm	Smith and Wesson - 0.38 Caliber - Revolver	Property Destroyed	Administrative Forfeiture	---	---	---	---
Controlled Substance	07/28/2022	Cash		Cash Forfeiture	Administrative Forfeiture	319	---	---	319
Controlled Substance	04/08/2022	Cash		Cash Forfeiture	Administrative Forfeiture	418	---	---	418
Controlled Substance	12/13/2022	Cash		Cash Forfeiture	Administrative Forfeiture	520	---	---	520
Controlled Substance	04/13/2022	Cash		Cash Forfeiture	Administrative Forfeiture	544	---	---	544
Controlled Substance	09/08/2022	Cash		Cash Forfeiture	Administrative Forfeiture	667	---	---	667
Controlled Substance	10/03/2022	Cash		Cash Forfeiture	Administrative Forfeiture	714	---	---	714
Controlled Substance	11/01/2022	Cash		Cash Forfeiture	Administrative Forfeiture	800	---	---	800
Controlled Substance	07/26/2022	Cash		Cash Forfeiture	Administrative Forfeiture	919	---	---	919
Controlled Substance	11/29/2022	Cash		Cash Forfeiture	Administrative Forfeiture	1,390	---	---	1,390
Controlled Substance	04/19/2022	Cash		Cash Forfeiture	Administrative Forfeiture	1,442	---	---	1,442
Controlled Substance	08/24/2022	Cash		Cash Forfeiture	Administrative Forfeiture	1,444	---	---	1,444
Controlled Substance	08/31/2022	Cash		Cash Forfeiture	Administrative Forfeiture	1,760	---	---	1,760
Controlled Substance	11/16/2022	Cash		Cash Forfeiture	Administrative Forfeiture	1,826	---	---	1,826
Controlled Substance	12/07/2022	Cash		Cash Forfeiture	Administrative Forfeiture	1,843	---	---	1,843
Controlled Substance	08/31/2022	Cash		Cash Forfeiture	Administrative Forfeiture	1,900	---	---	1,900
Controlled Substance	07/11/2022	Cash		Cash Forfeiture	Administrative Forfeiture	2,226	---	---	2,226
Controlled Substance	11/01/2022	Cash		Cash Forfeiture	Administrative Forfeiture	2,400	---	---	2,400
Controlled Substance	08/30/2022	Cash		Cash Forfeiture	Administrative Forfeiture	5,414	---	2,980	2,434
Controlled Substance	08/25/2022	Cash		Cash Forfeiture	Administrative Forfeiture	2,450	---	---	2,450
Controlled Substance	04/29/2022	Cash		Cash Forfeiture	Administrative Forfeiture	2,653	---	---	2,653
Controlled Substance	08/30/2022	Cash		Cash Forfeiture	Administrative Forfeiture	2,697	---	---	2,697

*When expenses exceed the gross amount received, the net proceeds available for distribution are shown as zero.

Table 2A
Property Seized Subject to State Forfeiture - Final Disposition - 2022
Sorted by Agency and Net Proceeds

Entity and Crime	Disposition Date	Type of Property	Property Detail	Disposition of Property	Basis of Disposition	Gross Sales	Expenses Paid	Amount Returned	Net Proceeds*
Dakota County Drug Task Force (Continued)									
Controlled Substance	05/13/2022	Cash		Cash Forfeiture	Administrative Forfeiture	3,272	280	---	2,992
Controlled Substance	12/08/2022	Cash		Cash Forfeiture	Administrative Forfeiture	3,017	---	---	3,017
Controlled Substance	12/12/2022	Cash		Cash Forfeiture	Administrative Forfeiture	3,020	---	---	3,020
Controlled Substance	04/29/2022	Cash		Cash Forfeiture	Administrative Forfeiture	3,207	---	---	3,207
Controlled Substance	09/16/2022	Cash		Cash Forfeiture	Administrative Forfeiture	3,261	---	---	3,261
Controlled Substance	01/07/2022	Cash		Cash Forfeiture	Administrative Forfeiture	3,600	---	200	3,400
Controlled Substance	01/07/2022	Cash		Cash Forfeiture	Administrative Forfeiture	3,413	---	---	3,413
Controlled Substance	08/09/2022	Cash		Cash Forfeiture	Administrative Forfeiture	3,604	---	---	3,604
Controlled Substance	06/14/2022	Cash		Cash Forfeiture	Agreement	4,785	---	1,080	3,705
Controlled Substance	01/07/2022	Cash		Cash Forfeiture	Administrative Forfeiture	5,635	---	---	5,635
Controlled Substance	04/18/2022	Cash		Cash Forfeiture	Administrative Forfeiture	5,827	---	---	5,827
Controlled Substance	07/26/2022	Cash		Cash Forfeiture	Administrative Forfeiture	6,645	---	---	6,645
Controlled Substance	01/01/2022	Cash		Cash Forfeiture	Administrative Forfeiture	7,425	580	---	6,845
Controlled Substance	07/01/2022	Cash		Cash Forfeiture	Administrative Forfeiture	7,440	---	---	7,440
Controlled Substance	02/17/2022	Cash		Cash Forfeiture	Administrative Forfeiture	8,000	20	---	7,980
Controlled Substance	12/21/2022	Cash		Cash Forfeiture	Administrative Forfeiture	12,843	260	3,500	9,083
Controlled Substance	06/08/2022	Cash		Cash Forfeiture	Administrative Forfeiture	14,165	20	---	14,145
Controlled Substance	08/02/2022	Cash		Cash Forfeiture	Administrative Forfeiture	14,563	---	---	14,563
Controlled Substance	01/07/2022	Cash		Cash Forfeiture	Administrative Forfeiture	23,375	---	---	23,375
Controlled Substance	08/10/2022	Cash		Cash Forfeiture	Administrative Forfeiture	35,390	---	---	35,390
Agency Total						\$206,833	\$1,160	\$7,760	\$197,913

*When expenses exceed the gross amount received, the net proceeds available for distribution are shown as zero.

Table 2A
Property Seized Subject to State Forfeiture - Final Disposition - 2022
Sorted by Agency and Net Proceeds

Entity and Crime	Disposition Date	Type of Property	Property Detail	Disposition of Property	Basis of Disposition	Gross Sales	Expenses Paid	Amount Returned	Net Proceeds*
Dakota County Sheriff's Office									
DUI-Related	05/25/2022	Vehicle	2018 Ford F150	Returned per Agreement	Administrative Forfeiture	---	---	---	---
DUI-Related	06/13/2022	Vehicle	2020 Jeep Grand Cherokee 4WD	Returned per Agreement	Administrative Forfeiture	---	---	---	---
DUI-Related	07/14/2022	Vehicle	2016 Toyota Corolla	Returned to Owner	Court Ordered Return	---	---	---	---
DUI-Related	01/28/2022	Vehicle	2020 Cadillac CTS	Returned per Agreement	Administrative Forfeiture	---	---	---	---
2nd Degree Assault	11/14/2022	Firearm	Benelli - 12 Gauge - Shotgun	Retained for Destruction	Administrative Forfeiture	---	---	---	---
2nd Degree Assault	11/14/2022	Firearm	Remington Guns - 0.3 Caliber - Rifle	Retained for Destruction	Administrative Forfeiture	---	---	---	---
2nd Degree Assault	11/14/2022	Firearm	Smith and Wesson - 0.22 Caliber - Rifle	Retained for Destruction	Administrative Forfeiture	---	---	---	---
2nd Degree Assault	11/14/2022	Firearm	Mossberg - 0.3 Caliber - Rifle	Retained for Destruction	Administrative Forfeiture	---	---	---	---
DUI-Related	12/20/2022	Vehicle	1991 Volkswagen Passat	Property Sold	Administrative Forfeiture	400	404	---	---
DUI-Related	12/20/2022	Vehicle	1994 Chevrolet Suburban	Property Sold	Administrative Forfeiture	550	604	---	---
DUI-Related	12/20/2022	Vehicle	2008 Ford Edge	Property Sold	Administrative Forfeiture	1,211	1,341	---	---
DUI-Related	12/20/2022	Vehicle	2005 Buick LeSabre	Property Sold	Administrative Forfeiture	450	404	---	46
DUI-Related	12/13/2022	Vehicle	2008 Audi A6	Salvage Yard	Administrative Forfeiture	525	---	---	525
DUI-Related	12/20/2022	Vehicle	2012 Honda Civic 4Dr	Property Sold	Administrative Forfeiture	8,375	1,358	---	7,017
Agency Total						\$11,511	\$4,111	\$---	\$7,588
Deer River Police Department									
Controlled Substance	05/10/2022	Cash		Cash Forfeiture	Administrative Forfeiture	165	49	---	116
DUI-Related	02/25/2022	Vehicle	2012 Dodge Challenger	Returned to Lienholder	Administrative Forfeiture	625	150	---	475
Agency Total						\$790	\$199	\$---	\$591
Detroit Lakes Police Department									
DUI-Related	05/12/2022	Vehicle	1992 Ford F250	Returned to Lienholder	Administrative Forfeiture	---	36	---	---
Fleeing a Peace Officer	06/03/2022	Vehicle	1998 Ford F150	Property Sold	Administrative Forfeiture	260	233	---	27
DUI-Related	06/03/2022	Vehicle	2004 Mercury Grand Marquis	Property Sold	Administrative Forfeiture	263	220	---	43
Controlled Substance	10/04/2022	Cash		Cash Forfeiture	Administrative Forfeiture	403	---	---	403
DUI-Related	06/03/2022	Vehicle	2006 Chevrolet Colorado	Property Sold	Administrative Forfeiture	795	170	---	625
Controlled Substance	10/04/2022	Cash		Cash Forfeiture	Administrative Forfeiture	911	---	---	911
DUI-Related	05/13/2022	Vehicle	2014 Chevrolet Camaro	Property Sold	Administrative Forfeiture	22,713	128	---	22,585
DUI-Related	06/03/2022	Vehicle	2018 Toyota Prius	Property Sold	Administrative Forfeiture	25,353	35	---	25,318
Agency Total						\$50,698	\$822	\$---	\$49,912

*When expenses exceed the gross amount received, the net proceeds available for distribution are shown as zero.

Table 2A
Property Seized Subject to State Forfeiture - Final Disposition - 2022
Sorted by Agency and Net Proceeds

Entity and Crime	Disposition Date	Type of Property	Property Detail	Disposition of Property	Basis of Disposition	Gross Sales	Expenses Paid	Amount Returned	Net Proceeds*
Dilworth Police Department									
Fleeing a Peace Officer	04/13/2022	Vehicle	2015 Kia Optima	Returned to Owner	Court Ordered Return	---	---	---	---
DUI-Related	05/06/2022	Vehicle	2004 Pontiac Montana	Returned to Owner	Court Ordered Return	---	---	---	---
Fleeing a Peace Officer	02/28/2022	Vehicle	2004 Chevrolet Express	Property Sold	Judicial Forfeiture	301	450	---	---
Fleeing a Peace Officer	08/18/2022	Vehicle	2008 Ford Fusion	Salvage Yard	Judicial Forfeiture	800	---	---	800
Controlled Substance	07/28/2022	Cash		Cash Forfeiture	Administrative Forfeiture	2,495	---	---	2,495
Agency Total						\$3,596	\$450	\$---	\$3,295
DNR, Enforcement Division									
Game and Fish Laws	08/27/2022	Firearm	Stevens - 12 Gauge - Shotgun	Property Sold	Administrative Forfeiture	86	13	---	73
Game and Fish Laws	10/01/2022	Firearm	Sears - 12 Gauge - Shotgun	Property Sold	Administrative Forfeiture	101	15	---	86
Game and Fish Laws	10/01/2022	Firearm	Marlin - 0.3 Caliber - Rifle	Property Retained	Administrative Forfeiture	94	---	---	94
Game and Fish Laws	04/11/2022	Firearm	Mossberg - 0.22 Caliber - Rifle	Returned to Owner	Court Ordered Return	100	---	---	100
Game and Fish Laws	10/01/2022	Firearm	Rossi - 0.22 Caliber - Rifle	Property Sold	Administrative Forfeiture	155	23	---	132
Game and Fish Laws	10/01/2022	Firearm	Maverick - 12 Gauge - Shotgun	Property Sold	Administrative Forfeiture	160	24	---	136
Game and Fish Laws	10/01/2022	Firearm	Wolf - 0.5 Caliber - Shotgun	Property Sold	Administrative Forfeiture	160	24	---	136
Game and Fish Laws	10/01/2022	Firearm	Knight - 0.5 Caliber - Unknown	Property Sold	Administrative Forfeiture	165	25	---	140
Game and Fish Laws	10/01/2022	Firearm	Mossberg - 20 Gauge - Shotgun	Property Sold	Judicial Forfeiture	165	25	---	140
Game and Fish Laws	10/01/2022	Firearm	Knight - 0.5 Caliber - Shotgun	Property Sold	Administrative Forfeiture	170	26	---	144
Game and Fish Laws	10/01/2022	Firearm	Westernfield - 12 Gauge - Rifle	Property Sold	Administrative Forfeiture	170	26	---	144
Game and Fish Laws	08/27/2022	Firearm	Thompson Center Arms - 0.5 Caliber - Unknown	Property Sold	Administrative Forfeiture	170	26	---	144
Game and Fish Laws	10/01/2022	Firearm	Topper - 12 Gauge - Shotgun	Property Sold	Administrative Forfeiture	170	26	---	144
Game and Fish Laws	08/27/2022	Firearm	Mossberg - 0.22 Caliber - Rifle	Property Sold	Administrative Forfeiture	180	27	---	153
Game and Fish Laws	10/01/2022	Firearm	Citadel - 12 Gauge - Shotgun	Property Sold	Administrative Forfeiture	180	27	---	153
Game and Fish Laws	10/24/2022	Firearm	Mossberg - 12 Gauge - Shotgun	Property Sold	Administrative Forfeiture	171	9	---	162
Game and Fish Laws	10/01/2022	Firearm	Stevens - 12 Gauge - Shotgun	Property Sold	Administrative Forfeiture	195	29	---	166
Game and Fish Laws	10/01/2022	Firearm	H&R - 20 Gauge - Shotgun	Property Sold	Administrative Forfeiture	210	32	---	178
Game and Fish Laws	10/01/2022	Firearm	Savage - 12 Gauge - Shotgun	Property Sold	Administrative Forfeiture	210	32	---	178
Game and Fish Laws	10/01/2022	Firearm	Marlin - 0.22 Caliber - Rifle	Property Sold	Administrative Forfeiture	220	33	---	187
Game and Fish Laws	10/01/2022	Firearm	Remington Guns - 12 Gauge - Shotgun	Property Sold	Administrative Forfeiture	220	33	---	187
Game and Fish Laws	08/27/2022	Firearm	Mossberg - 12 Gauge - Shotgun	Property Sold	Administrative Forfeiture	220	33	---	187
Game and Fish Laws	08/27/2022	Firearm	Boito - 20 Gauge - Rifle	Property Sold	Administrative Forfeiture	222	33	---	189
Game and Fish Laws	08/27/2022	Firearm	Mossberg - 0.22 Caliber - Rifle	Property Sold	Administrative Forfeiture	230	35	---	195
Game and Fish Laws	08/27/2022	Firearm	Traditions - 0.5 Caliber - Unknown	Property Sold	Administrative Forfeiture	230	35	---	195
Game and Fish Laws	10/01/2022	Firearm	Remington Guns - 12 Gauge - Shotgun	Property Sold	Administrative Forfeiture	230	35	---	195

*When expenses exceed the gross amount received, the net proceeds available for distribution are shown as zero.

Table 2A
Property Seized Subject to State Forfeiture - Final Disposition - 2022
Sorted by Agency and Net Proceeds

Entity and Crime	Disposition Date	Type of Property	Property Detail	Disposition of Property	Basis of Disposition	Gross Sales	Expenses Paid	Amount Returned	Net Proceeds*
DNR, Enforcement Division (Continued)									
Game and Fish Laws	10/01/2022	Firearm	CVA - 0.5 Caliber - Shotgun	Property Sold	Administrative Forfeiture	230	35	---	195
Game and Fish Laws	10/01/2022	Firearm	SAS - 12 Gauge - Shotgun	Property Sold	Administrative Forfeiture	230	35	---	195
Game and Fish Laws	08/27/2022	Firearm	Ruger - 0.22 Caliber - Rifle	Property Sold	Judicial Forfeiture	232	35	---	197
Game and Fish Laws	08/27/2022	Firearm	Remington Guns - 0.22 Caliber - Rifle	Property Sold	Administrative Forfeiture	240	36	---	204
Game and Fish Laws	10/01/2022	Firearm	Savage - 0.22 Caliber - Rifle	Property Sold	Administrative Forfeiture	240	36	---	204
Game and Fish Laws	10/01/2022	Firearm	Thompson Center Arms - 0.5 Caliber - Unknown	Property Sold	Administrative Forfeiture	250	38	---	212
Game and Fish Laws	08/27/2022	Firearm	CZ-USA - 0.22 Caliber - Rifle	Property Sold	Administrative Forfeiture	250	38	---	212
Game and Fish Laws	08/27/2022	Firearm	Ruger - 0.22 Caliber - Rifle	Property Sold	Administrative Forfeiture	250	38	---	212
Game and Fish Laws	10/01/2022	Firearm	Vortek - 0.5 Caliber - Unknown	Property Sold	Administrative Forfeiture	260	39	---	221
Game and Fish Laws	10/01/2022	Firearm	Savage - 0.22 Caliber - Rifle	Property Sold	Administrative Forfeiture	265	40	---	225
Game and Fish Laws	10/01/2022	Firearm	Rossi - 0.24 Caliber - Rifle	Property Sold	Administrative Forfeiture	265	40	---	225
Game and Fish Laws	08/27/2022	Firearm	Accura CVA - 0.5 Caliber - Unknown	Property Sold	Administrative Forfeiture	270	41	---	229
Game and Fish Laws	08/27/2022	Firearm	Mossberg - 12 Gauge - Shotgun	Property Sold	Administrative Forfeiture	270	41	---	229
Game and Fish Laws	10/01/2022	Firearm	Savage - 0.22 Caliber - Rifle	Property Sold	Administrative Forfeiture	280	42	---	238
Game and Fish Laws	10/01/2022	Firearm	Hatsan - 20 Gauge - Shotgun	Property Sold	Administrative Forfeiture	280	42	---	238
Game and Fish Laws	08/27/2022	Firearm	Marlin - 0.22 Caliber - Rifle	Property Sold	Administrative Forfeiture	280	42	---	238
Game and Fish Laws	08/27/2022	Firearm	CZ-USA - 0.22 Caliber - Rifle	Property Sold	Administrative Forfeiture	285	43	---	242
Controlled Substance	04/27/2022	Cash		Cash Forfeiture	Judicial Forfeiture	245	---	---	245
Game and Fish Laws	08/27/2022	Firearm	CZ-USA - 0.22 Caliber - Rifle	Property Sold	Administrative Forfeiture	290	44	---	246
Game and Fish Laws	10/01/2022	Firearm	Savage - 0.22 Caliber - Rifle	Property Sold	Administrative Forfeiture	290	44	---	246
Game and Fish Laws	10/01/2022	Firearm	Remington Guns - 12 Gauge - Shotgun	Property Sold	Administrative Forfeiture	290	44	---	246
Game and Fish Laws	08/27/2022	Firearm	CVA - 0.5 Caliber - Unknown	Property Sold	Administrative Forfeiture	302	45	---	257
Game and Fish Laws	10/01/2022	Firearm	Winchester - 12 Gauge - Shotgun	Property Sold	Administrative Forfeiture	310	47	---	263
Game and Fish Laws	08/27/2022	Firearm	Mossberg - 12 Gauge - Shotgun	Property Sold	Administrative Forfeiture	310	47	---	263
Game and Fish Laws	10/01/2022	Firearm	Mossberg - 12 Gauge - Shotgun	Property Sold	Administrative Forfeiture	310	47	---	263
Game and Fish Laws	10/01/2022	Firearm	Mossberg - 12 Gauge - Shotgun	Property Sold	Administrative Forfeiture	310	47	---	263
Game and Fish Laws	08/27/2022	Firearm	Savage - 0.27 Caliber - Rifle	Property Sold	Administrative Forfeiture	311	47	---	264
Game and Fish Laws	08/27/2022	Firearm	Mossberg - 20 Gauge - Shotgun	Property Sold	Administrative Forfeiture	313	47	---	266
Game and Fish Laws	08/27/2022	Firearm	Remington Guns - 12 Gauge - Shotgun	Property Sold	Administrative Forfeiture	315	47	---	268
Game and Fish Laws	08/27/2022	Firearm	Savage - 0.27 Caliber - Rifle	Property Sold	Administrative Forfeiture	320	48	---	272
Game and Fish Laws	10/01/2022	Firearm	Mossberg - 0.27 Caliber - Rifle	Property Sold	Judicial Forfeiture	325	49	---	276
Game and Fish Laws	08/27/2022	Firearm	Marlin - 0.3 Caliber - Rifle	Property Sold	Administrative Forfeiture	330	50	---	280
Game and Fish Laws	08/27/2022	Firearm	Ruger - 0.22 Caliber - Rifle	Property Sold	Administrative Forfeiture	330	50	---	280
Game and Fish Laws	10/01/2022	Firearm	Mossberg - 0.24 Caliber - Rifle	Property Sold	Administrative Forfeiture	332	50	---	282

*When expenses exceed the gross amount received, the net proceeds available for distribution are shown as zero.

Table 2A
Property Seized Subject to State Forfeiture - Final Disposition - 2022
Sorted by Agency and Net Proceeds

Entity and Crime	Disposition Date	Type of Property	Property Detail	Disposition of Property	Basis of Disposition	Gross Sales	Expenses Paid	Amount Returned	Net Proceeds*
DNR, Enforcement Division (Continued)									
Game and Fish Laws	08/27/2022	Firearm	Remington Guns - 12 Gauge - Shotgun	Property Sold	Administrative Forfeiture	350	53	---	297
Game and Fish Laws	08/27/2022	Firearm	1956 Chinese - 8 Millimeter - Rifle	Property Sold	Administrative Forfeiture	351	53	---	298
Game and Fish Laws	08/27/2022	Firearm	Tristar - 12 Gauge - Rifle	Property Sold	Administrative Forfeiture	360	54	---	306
Game and Fish Laws	10/01/2022	Firearm	Remington Guns - 0.3 Caliber - Rifle	Property Sold	Administrative Forfeiture	360	54	---	306
Game and Fish Laws	08/27/2022	Firearm	Remington Guns - 0.3 Caliber - Rifle	Property Sold	Administrative Forfeiture	360	54	---	306
Game and Fish Laws	08/27/2022	Firearm	Thompson Center Arms - 0.5 Caliber - Unknown	Property Sold	Judicial Forfeiture	360	54	---	306
Game and Fish Laws	08/27/2022	Firearm	Mossberg - 12 Gauge - Shotgun	Property Sold	Administrative Forfeiture	360	54	---	306
Game and Fish Laws	10/01/2022	Firearm	Savage - 0.3 Caliber - Rifle	Property Sold	Administrative Forfeiture	361	54	---	307
Game and Fish Laws	10/01/2022	Firearm	Remington Guns - 0.3 Caliber - Rifle	Property Sold	Administrative Forfeiture	361	54	---	307
Game and Fish Laws	10/01/2022	Firearm	Savage - 0.27 Caliber - Rifle	Property Sold	Administrative Forfeiture	361	54	---	307
Game and Fish Laws	10/01/2022	Firearm	Marlin - 0.22 Caliber - Rifle	Property Sold	Judicial Forfeiture	365	55	---	310
Game and Fish Laws	08/27/2022	Firearm	CZ-USA - 0.22 Caliber - Rifle	Property Sold	Administrative Forfeiture	365	55	---	310
Game and Fish Laws	10/01/2022	Firearm	Remington Guns - 12 Gauge - Shotgun	Property Sold	Administrative Forfeiture	365	55	---	310
Game and Fish Laws	08/27/2022	Firearm	Stevens - 0.24 Caliber - Rifle	Property Sold	Administrative Forfeiture	370	56	---	314
Game and Fish Laws	10/01/2022	Firearm	Mossberg - 12 Gauge - Shotgun	Property Sold	Administrative Forfeiture	370	55	---	315
Game and Fish Laws	10/01/2022	Firearm	Savage - 0.27 Caliber - Rifle	Property Sold	Administrative Forfeiture	371	56	---	315
Game and Fish Laws	10/01/2022	Firearm	Marlin - 0.22 Caliber - Rifle	Property Sold	Administrative Forfeiture	380	57	---	323
Game and Fish Laws	10/01/2022	Firearm	Thompson Center Arms - 0.5 Caliber - Unknown	Property Sold	Administrative Forfeiture	380	57	---	323
Game and Fish Laws	08/27/2022	Firearm	Mossberg - 12 Gauge - Shotgun	Property Sold	Administrative Forfeiture	380	57	---	323
Game and Fish Laws	08/27/2022	Firearm	Stevens - 0.3 Caliber - Rifle	Property Sold	Administrative Forfeiture	385	58	---	327
Game and Fish Laws	10/01/2022	Firearm	XD-S 9 - 9 Millimeter - Pistol	Property Sold	Administrative Forfeiture	385	58	---	327
Game and Fish Laws	10/01/2022	Firearm	Remington Guns - 12 Gauge - Shotgun	Property Sold	Administrative Forfeiture	390	59	---	331
Game and Fish Laws	10/01/2022	Firearm	Savage - 0.3 Caliber - Rifle	Property Sold	Administrative Forfeiture	391	59	---	332
Game and Fish Laws	08/27/2022	Firearm	Thompson Center Arms - 0.3 Caliber - Rifle	Property Sold	Administrative Forfeiture	400	60	---	340
Game and Fish Laws	08/27/2022	Firearm	Mossberg - 0.27 Caliber - Rifle	Property Sold	Administrative Forfeiture	405	61	---	344
Game and Fish Laws	08/27/2022	Firearm	Savage - 0.27 Caliber - Rifle	Property Sold	Administrative Forfeiture	410	62	---	348
Game and Fish Laws	08/27/2022	Firearm	Winchester - 0.3 Caliber - Rifle	Property Sold	Administrative Forfeiture	410	62	---	348
Game and Fish Laws	10/01/2022	Firearm	Remington Guns - 12 Gauge - Shotgun	Property Sold	Administrative Forfeiture	410	62	---	348
Game and Fish Laws	10/01/2022	Firearm	Winchester - 0.27 Caliber - Rifle	Property Sold	Administrative Forfeiture	410	62	---	348
Game and Fish Laws	10/01/2022	Firearm	Remington Guns - 12 Gauge - Shotgun	Property Sold	Administrative Forfeiture	420	63	---	357
Game and Fish Laws	10/01/2022	Firearm	Remington Guns - 7 Millimeter - Rifle	Property Sold	Administrative Forfeiture	420	63	---	357
Game and Fish Laws	10/01/2022	Firearm	Remington Guns - 0.3 Caliber - Rifle	Property Sold	Administrative Forfeiture	420	63	---	357
Game and Fish Laws	08/27/2022	Firearm	Remington Guns - 0.3 Caliber - Rifle	Property Sold	Administrative Forfeiture	420	63	---	357
Game and Fish Laws	08/27/2022	Firearm	Russian - 8 Millimeter - Rifle	Property Sold	Administrative Forfeiture	420	63	---	357

*When expenses exceed the gross amount received, the net proceeds available for distribution are shown as zero.

Table 2A
Property Seized Subject to State Forfeiture - Final Disposition - 2022
Sorted by Agency and Net Proceeds

Entity and Crime	Disposition Date	Type of Property	Property Detail	Disposition of Property	Basis of Disposition	Gross Sales	Expenses Paid	Amount Returned	Net Proceeds*
DNR, Enforcement Division (Continued)									
Game and Fish Laws	08/27/2022	Firearm	Winchester - 12 Gauge - Shotgun	Property Sold	Administrative Forfeiture	420	63	---	357
Game and Fish Laws	08/27/2022	Firearm	Remington Guns - 0.3 Caliber - Rifle	Property Sold	Administrative Forfeiture	430	65	---	365
Game and Fish Laws	10/01/2022	Firearm	Remington Guns - 12 Gauge - Shotgun	Property Sold	Administrative Forfeiture	430	65	---	365
Game and Fish Laws	08/27/2022	Firearm	Remington Guns - 0.27 Caliber - Rifle	Property Sold	Administrative Forfeiture	430	65	---	365
Game and Fish Laws	10/01/2022	Firearm	Mossberg - 12 Gauge - Shotgun	Property Sold	Administrative Forfeiture	430	65	---	365
Game and Fish Laws	10/01/2022	Firearm	CZ-USA - 0.17 Caliber - Rifle	Property Sold	Administrative Forfeiture	430	65	---	365
Game and Fish Laws	10/01/2022	Firearm	Benelli - 12 Gauge - Shotgun	Property Sold	Administrative Forfeiture	430	65	---	365
Game and Fish Laws	10/01/2022	Firearm	Remington Guns - 0.3 Caliber - Rifle	Property Sold	Judicial Forfeiture	430	65	---	365
Game and Fish Laws	10/01/2022	Firearm	Mossberg - 20 Gauge - Shotgun	Property Sold	Judicial Forfeiture	430	65	---	365
Game and Fish Laws	10/01/2022	Firearm	CZ-USA - 0.22 Caliber - Rifle	Property Sold	Administrative Forfeiture	430	65	---	365
Game and Fish Laws	10/01/2022	Firearm	Mauser - 0.3 Caliber - Rifle	Property Sold	Administrative Forfeiture	440	66	---	374
Game and Fish Laws	10/01/2022	Firearm	Remington Guns - 0.3 Caliber - Rifle	Property Sold	Administrative Forfeiture	440	66	---	374
Game and Fish Laws	10/01/2022	Firearm	Remington Guns - 0.3 Caliber - Rifle	Property Sold	Administrative Forfeiture	440	66	---	374
Game and Fish Laws	08/27/2022	Firearm	Ruger - 0.3 Caliber - Rifle	Property Sold	Administrative Forfeiture	440	66	---	374
Game and Fish Laws	08/27/2022	Firearm	Mossberg - 20 Gauge - Shotgun	Property Sold	Administrative Forfeiture	440	66	---	374
Game and Fish Laws	08/27/2022	Firearm	CVA - 0.5 Caliber - Unknown	Property Sold	Administrative Forfeiture	445	67	---	378
Game and Fish Laws	10/01/2022	Firearm	Remington Guns - 0.3 Caliber - Rifle	Property Sold	Administrative Forfeiture	450	68	---	382
Game and Fish Laws	10/01/2022	Firearm	Benelli - 12 Gauge - Shotgun	Property Sold	Administrative Forfeiture	450	68	---	382
Game and Fish Laws	10/01/2022	Firearm	Springfield - 0.3 Caliber - Rifle	Property Sold	Administrative Forfeiture	450	68	---	382
Game and Fish Laws	10/01/2022	Firearm	Savage - 0.24 Caliber - Rifle	Property Sold	Administrative Forfeiture	450	68	---	382
Game and Fish Laws	08/27/2022	Firearm	Remington Guns - 12 Gauge - Shotgun	Property Sold	Administrative Forfeiture	450	68	---	382
Game and Fish Laws	08/27/2022	Firearm	Savage - 0.27 Caliber - Rifle	Property Sold	Administrative Forfeiture	450	68	---	382
Game and Fish Laws	08/27/2022	Firearm	Browning - 0.3 Caliber - Rifle	Property Sold	Administrative Forfeiture	450	68	---	382
Game and Fish Laws	08/27/2022	Firearm	Ruger - 0.22 Caliber - Rifle	Property Sold	Administrative Forfeiture	450	67	---	383
Game and Fish Laws	08/27/2022	Firearm	Savage - 0.3 Caliber - Rifle	Property Sold	Administrative Forfeiture	460	69	---	391
Game and Fish Laws	10/01/2022	Firearm	Remington Guns - 0.3 Caliber - Rifle	Property Sold	Administrative Forfeiture	460	69	---	391
Game and Fish Laws	10/01/2022	Firearm	Remington Guns - 0.27 Caliber - Rifle	Property Sold	Administrative Forfeiture	460	69	---	391
Game and Fish Laws	08/27/2022	Firearm	Weatherby - 12 Gauge - Shotgun	Property Sold	Administrative Forfeiture	460	69	---	391
Game and Fish Laws	10/01/2022	Firearm	Ruger - 7 Millimeter - Rifle	Property Sold	Administrative Forfeiture	470	71	---	399
Game and Fish Laws	08/27/2022	Firearm	Thompson Center Arms - 7 Millimeter - Rifle	Property Sold	Administrative Forfeiture	470	71	---	399
Game and Fish Laws	08/27/2022	Firearm	Ruger - 0.3 Caliber - Rifle	Property Sold	Administrative Forfeiture	471	71	---	400
Game and Fish Laws	08/27/2022	Firearm	Weatherby - 12 Gauge - Shotgun	Property Sold	Administrative Forfeiture	475	71	---	404
Game and Fish Laws	08/27/2022	Firearm	Winchester - 12 Gauge - Shotgun	Property Sold	Administrative Forfeiture	480	72	---	408
Game and Fish Laws	10/01/2022	Firearm	Stoeger - 12 Gauge - Shotgun	Property Sold	Administrative Forfeiture	480	72	---	408

*When expenses exceed the gross amount received, the net proceeds available for distribution are shown as zero.

Table 2A
Property Seized Subject to State Forfeiture - Final Disposition - 2022
Sorted by Agency and Net Proceeds

Entity and Crime	Disposition Date	Type of Property	Property Detail	Disposition of Property	Basis of Disposition	Gross Sales	Expenses Paid	Amount Returned	Net Proceeds*
DNR, Enforcement Division (Continued)									
Game and Fish Laws	10/01/2022	Firearm	Remington Guns - 0.24 Caliber - Rifle	Property Sold	Administrative Forfeiture	480	72	---	408
Game and Fish Laws	10/01/2022	Firearm	CZ-USA - 0.17 Caliber - Rifle	Property Sold	Administrative Forfeiture	480	72	---	408
Game and Fish Laws	10/01/2022	Firearm	Stoeger - 12 Gauge - Shotgun	Property Sold	Administrative Forfeiture	480	72	---	408
Game and Fish Laws	10/01/2022	Firearm	Remington Guns - 0.3 Caliber - Rifle	Property Sold	Administrative Forfeiture	485	73	---	412
Game and Fish Laws	10/01/2022	Firearm	Thompson - 0.5 Caliber - Shotgun	Property Sold	Administrative Forfeiture	490	74	---	416
Game and Fish Laws	08/27/2022	Firearm	Remington Guns - 12 Gauge - Shotgun	Property Sold	Administrative Forfeiture	490	74	---	416
Game and Fish Laws	08/27/2022	Firearm	Benelli - 12 Gauge - Shotgun	Property Sold	Administrative Forfeiture	491	74	---	417
Game and Fish Laws	08/27/2022	Firearm	Remington Guns - 0.3 Caliber - Rifle	Property Sold	Administrative Forfeiture	491	74	---	417
Game and Fish Laws	08/27/2022	Firearm	Howa - 0.22 Caliber - Rifle	Property Sold	Administrative Forfeiture	495	74	---	421
Game and Fish Laws	10/01/2022	Firearm	Remington Guns - 0.3 Caliber - Rifle	Property Sold	Administrative Forfeiture	500	75	---	425
Game and Fish Laws	10/01/2022	Firearm	Thompson - 0.5 Caliber - Unknown	Property Sold	Administrative Forfeiture	500	75	---	425
Game and Fish Laws	10/24/2022	Firearm	Savage - 20 Gauge - Shotgun	Property Sold	Administrative Forfeiture	450	23	---	427
Game and Fish Laws	08/27/2022	Firearm	Savage - 0.3 Caliber - Rifle	Property Sold	Administrative Forfeiture	520	78	---	442
Game and Fish Laws	10/01/2022	Firearm	Savage - 0.17 Caliber - Rifle	Property Sold	Administrative Forfeiture	525	79	---	446
Game and Fish Laws	10/01/2022	Firearm	Remington Guns - 0.3 Caliber - Rifle	Property Sold	Administrative Forfeiture	525	79	---	446
Game and Fish Laws	08/27/2022	Firearm	Weatherby - 12 Gauge - Shotgun	Property Sold	Administrative Forfeiture	525	79	---	446
Game and Fish Laws	10/01/2022	Firearm	Remington Guns - 0.3 Caliber - Rifle	Property Sold	Administrative Forfeiture	525	79	---	446
Game and Fish Laws	10/01/2022	Firearm	Remington Guns - 12 Gauge - Shotgun	Property Sold	Administrative Forfeiture	525	79	---	446
Game and Fish Laws	10/01/2022	Firearm	Savage - 20 Gauge - Shotgun	Property Sold	Administrative Forfeiture	525	79	---	446
Game and Fish Laws	10/01/2022	Firearm	Benelli - 12 Gauge - Shotgun	Property Sold	Administrative Forfeiture	525	79	---	446
Game and Fish Laws	10/01/2022	Firearm	Savage - 0.22 Caliber - Rifle	Property Sold	Administrative Forfeiture	530	80	---	450
Game and Fish Laws	10/01/2022	Firearm	Howa - 0.3 Caliber - Rifle	Property Sold	Administrative Forfeiture	530	80	---	450
Game and Fish Laws	10/01/2022	Firearm	Loewe - 0.3 Caliber - Rifle	Property Sold	Administrative Forfeiture	534	80	---	454
Game and Fish Laws	08/27/2022	Firearm	Remington Guns - 12 Gauge - Shotgun	Property Sold	Administrative Forfeiture	535	80	---	455
Game and Fish Laws	10/01/2022	Firearm	Remington Guns - 0.3 Caliber - Rifle	Property Sold	Judicial Forfeiture	550	83	---	467
Game and Fish Laws	08/27/2022	Firearm	Savage - 0.25 Caliber - Rifle	Property Sold	Administrative Forfeiture	550	83	---	467
Game and Fish Laws	08/27/2022	Firearm	Remington Guns - 0.3 Caliber - Rifle	Property Sold	Administrative Forfeiture	550	83	---	467
Game and Fish Laws	08/27/2022	Firearm	Stoeger - 12 Gauge - Shotgun	Property Sold	Administrative Forfeiture	550	83	---	467
Game and Fish Laws	10/01/2022	Firearm	Ruger - 0.2 Caliber - Rifle	Property Sold	Administrative Forfeiture	560	84	---	476
Game and Fish Laws	10/01/2022	Firearm	Remington Guns - 0.3 Caliber - Rifle	Property Sold	Administrative Forfeiture	560	84	---	476
Game and Fish Laws	10/01/2022	Firearm	Remington Guns - 0.27 Caliber - Rifle	Property Sold	Administrative Forfeiture	575	86	---	489
Game and Fish Laws	10/01/2022	Firearm	Remington Guns - 12 Gauge - Shotgun	Property Sold	Administrative Forfeiture	575	86	---	489
Game and Fish Laws	08/27/2022	Firearm	Glenfield - 0.3 Caliber - Rifle	Property Sold	Administrative Forfeiture	575	86	---	489
Game and Fish Laws	08/27/2022	Firearm	Remington Guns - 0.3 Caliber - Rifle	Property Sold	Administrative Forfeiture	575	86	---	489

*When expenses exceed the gross amount received, the net proceeds available for distribution are shown as zero.

Table 2A
Property Seized Subject to State Forfeiture - Final Disposition - 2022
Sorted by Agency and Net Proceeds

Entity and Crime	Disposition Date	Type of Property	Property Detail	Disposition of Property	Basis of Disposition	Gross Sales	Expenses Paid	Amount Returned	Net Proceeds*
DNR, Enforcement Division (Continued)									
Game and Fish Laws	08/27/2022	Firearm	Marlin - 0.3 Caliber - Rifle	Property Sold	Administrative Forfeiture	575	86	---	489
Game and Fish Laws	08/27/2022	Firearm	Savage - 0.27 Caliber - Rifle	Property Sold	Administrative Forfeiture	575	86	---	489
Game and Fish Laws	08/27/2022	Firearm	Ruger - 0.3 Caliber - Rifle	Property Sold	Administrative Forfeiture	575	86	---	489
Game and Fish Laws	08/27/2022	Firearm	Remington Guns - 0.3 Caliber - Rifle	Property Sold	Administrative Forfeiture	575	86	---	489
Game and Fish Laws	08/27/2022	Firearm	Model 7 - 0.3 Caliber - Rifle	Property Sold	Administrative Forfeiture	580	87	---	493
Game and Fish Laws	08/27/2022	Firearm	Mossberg - 12 Gauge - Shotgun	Property Sold	Administrative Forfeiture	580	87	---	493
Game and Fish Laws	10/01/2022	Firearm	Stoeger - 12 Gauge - Shotgun	Property Sold	Administrative Forfeiture	585	88	---	497
Game and Fish Laws	04/13/2022	Firearm	Rock River Arms - 6 Millimeter - Rifle	Returned to Owner	Court Ordered Return	500	---	---	500
Game and Fish Laws	10/01/2022	Firearm	Remington Guns - 0.3 Caliber - Rifle	Property Sold	Judicial Forfeiture	600	90	---	510
Game and Fish Laws	10/01/2022	Firearm	Winchester - 12 Gauge - Shotgun	Property Sold	Administrative Forfeiture	600	90	---	510
Game and Fish Laws	10/01/2022	Firearm	Browning - 0.3 Caliber - Rifle	Property Sold	Administrative Forfeiture	600	90	---	510
Game and Fish Laws	08/27/2022	Firearm	Glenfield - 0.3 Caliber - Rifle	Property Sold	Administrative Forfeiture	600	90	---	510
Game and Fish Laws	08/27/2022	Firearm	Marlin - 0.3 Caliber - Rifle	Property Sold	Administrative Forfeiture	605	91	---	514
Game and Fish Laws	10/24/2022	Firearm	Savage - 20 Gauge - Shotgun	Property Sold	Administrative Forfeiture	550	28	---	522
Game and Fish Laws	08/27/2022	Firearm	Remington Guns - 0.3 Caliber - Rifle	Property Sold	Administrative Forfeiture	625	94	---	531
Game and Fish Laws	10/01/2022	Firearm	Remington Guns - 0.3 Caliber - Rifle	Property Sold	Administrative Forfeiture	625	94	---	531
Game and Fish Laws	08/27/2022	Firearm	Savage - 0.27 Caliber - Rifle	Property Sold	Administrative Forfeiture	625	94	---	531
Game and Fish Laws	10/01/2022	Firearm	Remington Guns - 7 Millimeter - Rifle	Property Sold	Administrative Forfeiture	650	98	---	552
Game and Fish Laws	10/01/2022	Firearm	Remington Guns - 0.3 Caliber - Rifle	Property Sold	Administrative Forfeiture	650	98	---	552
Game and Fish Laws	10/01/2022	Firearm	Benelli - 12 Gauge - Shotgun	Property Sold	Administrative Forfeiture	650	98	---	552
Game and Fish Laws	08/27/2022	Firearm	Remington Guns - 0.3 Caliber - Rifle	Property Sold	Administrative Forfeiture	650	98	---	552
Game and Fish Laws	10/01/2022	Firearm	Remington Guns - 0.3 Caliber - Rifle	Property Sold	Administrative Forfeiture	651	98	---	553
Game and Fish Laws	10/01/2022	Firearm	Tikka - 0.27 Caliber - Rifle	Property Sold	Administrative Forfeiture	655	98	---	557
Game and Fish Laws	10/01/2022	Firearm	Winchester - 12 Gauge - Shotgun	Property Sold	Administrative Forfeiture	675	101	---	574
Game and Fish Laws	10/01/2022	Firearm	Browning - 0.27 Caliber - Rifle	Property Sold	Administrative Forfeiture	675	101	---	574
Game and Fish Laws	10/01/2022	Firearm	Ruger - 0.3 Caliber - Rifle	Property Sold	Administrative Forfeiture	675	101	---	574
Game and Fish Laws	10/01/2022	Firearm	Ruger - 0.27 Caliber - Rifle	Property Sold	Administrative Forfeiture	675	101	---	574
Game and Fish Laws	08/27/2022	Firearm	Remington Guns - 0.3 Caliber - Rifle	Property Sold	Administrative Forfeiture	675	101	---	574
Game and Fish Laws	08/27/2022	Firearm	Winchester - 0.3 Caliber - Rifle	Property Sold	Administrative Forfeiture	675	101	---	574
Game and Fish Laws	08/27/2022	Firearm	Winchester - 0.3 Caliber - Rifle	Property Sold	Administrative Forfeiture	675	101	---	574
Game and Fish Laws	08/27/2022	Firearm	Remington Guns - 0.3 Caliber - Rifle	Property Sold	Administrative Forfeiture	675	101	---	574
Game and Fish Laws	08/27/2022	Firearm	Savage - 20 Gauge - Shotgun	Property Sold	Administrative Forfeiture	675	101	---	574
Game and Fish Laws	10/01/2022	Firearm	Browning - 0.3 Caliber - Rifle	Property Sold	Administrative Forfeiture	675	101	---	574
Game and Fish Laws	10/01/2022	Firearm	Marlin - 0.3 Caliber - Rifle	Property Sold	Administrative Forfeiture	675	101	---	574

*When expenses exceed the gross amount received, the net proceeds available for distribution are shown as zero.

Table 2A
Property Seized Subject to State Forfeiture - Final Disposition - 2022
Sorted by Agency and Net Proceeds

Entity and Crime	Disposition Date	Type of Property	Property Detail	Disposition of Property	Basis of Disposition	Gross Sales	Expenses Paid	Amount Returned	Net Proceeds*
DNR, Enforcement Division (Continued)									
Game and Fish Laws	08/27/2022	Firearm	Browning - 12 Gauge - Shotgun	Property Sold	Administrative Forfeiture	700	105	---	595
Game and Fish Laws	08/27/2022	Firearm	Remington Guns - 12 Gauge - Shotgun	Property Sold	Administrative Forfeiture	700	105	---	595
Game and Fish Laws	08/27/2022	Firearm	Remington Guns - 12 Gauge - Shotgun	Property Sold	Administrative Forfeiture	700	105	---	595
Game and Fish Laws	08/27/2022	Firearm	Browning - 0.3 Caliber - Rifle	Property Sold	Administrative Forfeiture	700	105	---	595
Game and Fish Laws	08/27/2022	Firearm	Winchester - 12 Gauge - Shotgun	Property Sold	Administrative Forfeiture	700	105	---	595
Game and Fish Laws	10/01/2022	Firearm	Remington Guns - 12 Gauge - Shotgun	Property Sold	Administrative Forfeiture	700	105	---	595
Game and Fish Laws	10/01/2022	Firearm	Browning - 0.27 Caliber - Rifle	Property Sold	Administrative Forfeiture	700	105	---	595
Game and Fish Laws	10/01/2022	Firearm	Beretta - 12 Gauge - Shotgun	Property Sold	Administrative Forfeiture	700	105	---	595
Game and Fish Laws	10/01/2022	Firearm	Remington Guns - 0.24 Caliber - Rifle	Property Sold	Administrative Forfeiture	701	105	---	596
Game and Fish Laws	08/27/2022	Firearm	Remington Guns - 0.3 Caliber - Rifle	Property Sold	Administrative Forfeiture	705	106	---	599
Game and Fish Laws	08/27/2022	Firearm	Savage - 20 Gauge - Shotgun	Property Sold	Administrative Forfeiture	725	109	---	616
Game and Fish Laws	10/01/2022	Firearm	Marlin - 0.3 Caliber - Rifle	Property Sold	Administrative Forfeiture	726	109	---	617
Game and Fish Laws	10/01/2022	Firearm	Marlin - 0.3 Caliber - Rifle	Property Sold	Administrative Forfeiture	726	109	---	617
Game and Fish Laws	08/27/2022	Firearm	Savage - 20 Gauge - Shotgun	Property Sold	Administrative Forfeiture	750	113	---	637
Game and Fish Laws	10/01/2022	Firearm	Browning - 0.3 Caliber - Rifle	Property Sold	Administrative Forfeiture	750	113	---	637
Game and Fish Laws	10/01/2022	Firearm	Remington Guns - 0.24 Caliber - Rifle	Property Sold	Administrative Forfeiture	750	113	---	637
Game and Fish Laws	08/27/2022	Firearm	Winchester - 0.3 Caliber - Rifle	Property Sold	Administrative Forfeiture	759	114	---	645
Game and Fish Laws	10/01/2022	Firearm	Remington Guns - 7 Millimeter - Rifle	Property Sold	Administrative Forfeiture	775	116	---	659
Game and Fish Laws	08/27/2022	Firearm	Sarsilmaz - 12 Gauge - Shotgun	Property Sold	Administrative Forfeiture	775	116	---	659
Game and Fish Laws	10/01/2022	Firearm	Marlin - 0.3 Caliber - Rifle	Property Sold	Administrative Forfeiture	775	116	---	659
Game and Fish Laws	08/27/2022	Firearm	Savage - 20 Gauge - Shotgun	Property Sold	Administrative Forfeiture	775	116	---	659
Game and Fish Laws	08/27/2022	Firearm	Remington Guns - 0.3 Caliber - Rifle	Property Sold	Administrative Forfeiture	800	120	---	680
Fleeing a Peace Officer	02/14/2022	Snowmobile	2001 Arctic Cat ZR 600	Property Sold	Judicial Forfeiture	820	140	---	680
Game and Fish Laws	08/27/2022	Firearm	Weatherby - 0.3 Caliber - Rifle	Property Sold	Administrative Forfeiture	825	124	---	701
Game and Fish Laws	10/01/2022	Firearm	Remington Guns - 0.3 Caliber - Rifle	Property Sold	Administrative Forfeiture	825	124	---	701
Game and Fish Laws	08/27/2022	Firearm	Remington Guns - 0.3 Caliber - Rifle	Property Sold	Administrative Forfeiture	825	124	---	701
Game and Fish Laws	08/27/2022	Firearm	Remington Guns - 0.3 Caliber - Rifle	Property Sold	Administrative Forfeiture	850	128	---	722
Game and Fish Laws	08/27/2022	Firearm	Browning - 12 Gauge - Shotgun	Property Sold	Administrative Forfeiture	875	131	---	744
Game and Fish Laws	08/27/2022	Firearm	Browning - 0.3 Caliber - Rifle	Property Sold	Administrative Forfeiture	891	134	---	757
Game and Fish Laws	08/27/2022	Firearm	Browning - 0.3 Caliber - Rifle	Property Sold	Administrative Forfeiture	900	135	---	765
Game and Fish Laws	10/01/2022	Firearm	Browning - 12 Gauge - Shotgun	Property Sold	Administrative Forfeiture	900	135	---	765
Game and Fish Laws	08/27/2022	Firearm	Ruger - 0.44 Caliber - Revolver	Property Sold	Administrative Forfeiture	900	135	---	765
Game and Fish Laws	10/01/2022	Firearm	Ruger - 0.24 Caliber - Rifle	Property Sold	Administrative Forfeiture	925	139	---	786
Game and Fish Laws	10/01/2022	Firearm	Browning - 0.3 Caliber - Rifle	Property Sold	Administrative Forfeiture	925	139	---	786

*When expenses exceed the gross amount received, the net proceeds available for distribution are shown as zero.

Table 2A
Property Seized Subject to State Forfeiture - Final Disposition - 2022
Sorted by Agency and Net Proceeds

Entity and Crime	Disposition Date	Type of Property	Property Detail	Disposition of Property	Basis of Disposition	Gross Sales	Expenses Paid	Amount Returned	Net Proceeds*
DNR, Enforcement Division (Continued)									
Game and Fish Laws	10/01/2022	Firearm	Browning - 0.3 Caliber - Rifle	Property Sold	Administrative Forfeiture	931	140	---	791
Game and Fish Laws	10/01/2022	Firearm	Ruger - 0.27 Caliber - Rifle	Property Sold	Administrative Forfeiture	950	143	---	807
Game and Fish Laws	10/01/2022	Firearm	Browning - 7 Millimeter - Rifle	Property Sold	Administrative Forfeiture	950	143	---	807
Game and Fish Laws	10/01/2022	Firearm	Sako - 0.27 Caliber - Rifle	Property Sold	Administrative Forfeiture	975	147	---	828
Game and Fish Laws	08/27/2022	Firearm	Winchester - 0.27 Caliber - Rifle	Property Sold	Administrative Forfeiture	975	146	---	829
Game and Fish Laws	08/27/2022	Firearm	Browning - 0.3 Caliber - Rifle	Property Sold	Administrative Forfeiture	975	146	---	829
Game and Fish Laws	10/01/2022	Firearm	Winchester - 0.3 Caliber - Rifle	Property Sold	Administrative Forfeiture	976	147	---	829
Game and Fish Laws	08/27/2022	Firearm	Remington Guns - 12 Gauge - Shotgun	Property Sold	Administrative Forfeiture	976	146	---	830
Game and Fish Laws	08/27/2022	Firearm	Remington Guns - 0.27 Caliber - Rifle	Property Sold	Administrative Forfeiture	981	147	---	834
Game and Fish Laws	10/01/2022	Firearm	Benelli - 0.27 Caliber - Rifle	Property Sold	Administrative Forfeiture	1,000	150	---	850
Game and Fish Laws	10/01/2022	Firearm	Savage - 0.3 Caliber - Rifle	Property Sold	Administrative Forfeiture	1,000	150	---	850
Game and Fish Laws	10/01/2022	Firearm	Browning - 0.22 Caliber - Rifle	Property Sold	Administrative Forfeiture	1,025	103	---	922
Game and Fish Laws	08/27/2022	Firearm	Weatherby - 0.27 Caliber - Rifle	Property Sold	Administrative Forfeiture	1,025	103	---	922
Game and Fish Laws	08/27/2022	Firearm	Browning - 0.3 Caliber - Rifle	Property Sold	Administrative Forfeiture	1,025	103	---	922
Game and Fish Laws	10/01/2022	Firearm	Browning - 7 Millimeter - Rifle	Property Sold	Administrative Forfeiture	1,050	105	---	945
Game and Fish Laws	10/01/2022	Firearm	Browning - 7 Millimeter - Rifle	Property Sold	Administrative Forfeiture	1,075	108	---	967
Game and Fish Laws	08/27/2022	Firearm	Browning - 0.3 Caliber - Rifle	Property Sold	Administrative Forfeiture	1,101	110	---	991
Game and Fish Laws	10/01/2022	Firearm	Savage - 0.3 Caliber - Rifle	Property Sold	Administrative Forfeiture	1,150	115	---	1,035
Game and Fish Laws	08/27/2022	Firearm	Browning - 0.3 Caliber - Rifle	Property Sold	Administrative Forfeiture	1,200	120	---	1,080
Game and Fish Laws	08/27/2022	Firearm	Tikka - 7 Millimeter - Rifle	Property Sold	Administrative Forfeiture	1,225	123	---	1,102
Game and Fish Laws	10/01/2022	Firearm	Browning - 0.3 Caliber - Rifle	Property Sold	Administrative Forfeiture	1,225	123	---	1,102
Game and Fish Laws	08/27/2022	Firearm	Henry - 0.44 Caliber - Rifle	Property Sold	Administrative Forfeiture	1,250	125	---	1,125
Game and Fish Laws	08/27/2022	Firearm	Bergara - 0.3 Caliber - Rifle	Property Sold	Administrative Forfeiture	1,275	128	---	1,147
Game and Fish Laws	10/01/2022	Firearm	Remington Guns - 12 Gauge - Shotgun	Property Sold	Administrative Forfeiture	1,300	130	---	1,170
Game and Fish Laws	10/01/2022	Firearm	Tikka - 0.3 Caliber - Rifle	Property Sold	Administrative Forfeiture	1,325	133	---	1,192
Game and Fish Laws	08/27/2022	Firearm	Remington Guns - 0.3 Caliber - Rifle	Property Sold	Administrative Forfeiture	1,325	133	---	1,192
Game and Fish Laws	08/27/2022	Firearm	Ruger - 0.44 Caliber - Rifle	Property Sold	Administrative Forfeiture	1,350	135	---	1,215
Game and Fish Laws	08/27/2022	Firearm	Marlin - 0.45 Caliber - Rifle	Property Sold	Administrative Forfeiture	1,375	138	---	1,237
Game and Fish Laws	08/27/2022	Firearm	Remington Guns - 0.26 Caliber - Rifle	Property Sold	Administrative Forfeiture	1,525	153	---	1,372
Game and Fish Laws	08/27/2022	Firearm	Savage - 0.3 Caliber - Rifle	Property Sold	Administrative Forfeiture	1,575	158	---	1,417
Game and Fish Laws	08/27/2022	Firearm	Savage - 0.3 Caliber - Rifle	Property Sold	Administrative Forfeiture	1,650	165	---	1,485
Game and Fish Laws	10/01/2022	Firearm	Remington Guns - 0.3 Caliber - Rifle	Property Sold	Administrative Forfeiture	1,650	165	---	1,485
Game and Fish Laws	10/01/2022	Firearm	Winchester - 0.27 Caliber - Rifle	Property Sold	Administrative Forfeiture	1,700	170	---	1,530
Game and Fish Laws	08/27/2022	Firearm	Weatherby - 0.26 Caliber - Rifle	Property Sold	Administrative Forfeiture	1,800	180	---	1,620

*When expenses exceed the gross amount received, the net proceeds available for distribution are shown as zero.

Table 2A
Property Seized Subject to State Forfeiture - Final Disposition - 2022
Sorted by Agency and Net Proceeds

Entity and Crime	Disposition Date	Type of Property	Property Detail	Disposition of Property	Basis of Disposition	Gross Sales	Expenses Paid	Amount Returned	Net Proceeds*
DNR, Enforcement Division (Continued)									
Game and Fish Laws	10/01/2022	Firearm	Remington Guns - 0.27 Caliber - Rifle	Property Sold	Administrative Forfeiture	2,100	210	---	1,890
Agency Total						\$151,066	\$20,848	\$---	\$130,218
Dodge County Sheriff's Office									
Controlled Substance	10/19/2022	Vehicle	1999 Lexus RX 350	Property Abandoned	Agreement	---	---	---	---
DUI-Related	06/01/2022	Vehicle	2011 Ford F150	Salvage Yard	Administrative Forfeiture	---	---	---	---
DUI-Related	08/01/2022	Vehicle	2006 Chevrolet Malibu	Salvage Yard	Administrative Forfeiture	85	135	---	---
Fleeing a Peace Officer	11/19/2022	Motorcycle	1990 Kawasaki Ninja 500 EX500A	Salvage Yard	Administrative Forfeiture	100	175	---	---
DUI-Related	08/01/2022	Vehicle	2003 Ford E350	Salvage Yard	Administrative Forfeiture	151	151	---	---
DUI-Related	05/26/2022	Vehicle	2010 Lincoln MKZ AWD	Returned to Owner	Agreement	160	160	---	---
Fleeing a Peace Officer	01/07/2022	Vehicle	2006 Ford Fusion	Returned to Owner	Agreement	272	272	---	---
Controlled Substance	10/19/2022	Vehicle	1997 Toyota Corolla	Salvage Yard	Administrative Forfeiture	290	290	---	---
Fleeing a Peace Officer	10/19/2022	Vehicle	2001 Toyota Camry	Salvage Yard	Administrative Forfeiture	314	314	---	---
DUI-Related	10/19/2022	Vehicle	2008 Nissan Altima	Salvage Yard	Administrative Forfeiture	322	375	---	---
DUI-Related	10/19/2022	Vehicle	2009 Pontiac G6	Salvage Yard	Administrative Forfeiture	330	330	---	---
Fleeing a Peace Officer	10/19/2022	Vehicle	1996 Ford F250	Salvage Yard	Summary Forfeiture	362	362	---	---
DUI-Related	10/19/2022	Vehicle	2004 Chevrolet Silverado	Salvage Yard	Administrative Forfeiture	390	390	---	---
DUI-Related	06/09/2022	Vehicle	2006 Chrysler Sebring 4 Door	Salvage Yard	Administrative Forfeiture	521	521	---	---
DUI-Related	02/14/2022	Vehicle	2010 Honda Accord	Returned to Owner	Agreement	530	530	---	---
DUI-Related	10/18/2022	Vehicle	2020 Chevrolet Silverado	Returned per Agreement	Agreement	1,236	1,236	---	---
DUI-Related	07/14/2022	Vehicle	1998 Toyota Camry	Returned per Agreement	Agreement	547	497	---	50
DUI-Related	08/17/2022	Vehicle	2003 Dodge Ram	Returned per Agreement	Agreement	830	780	---	50
Agency Total						\$6,440	\$6,518	\$---	\$100
Douglas County Sheriff's Office									
Fleeing a Peace Officer	10/04/2022	Vehicle	2001 Ford Taurus	Property Abandoned	Agreement	---	---	---	---
Fleeing a Peace Officer	08/25/2022	Vehicle	1999 Toyota Avalon	Returned to Owner	Agreement	68	68	---	---
DUI-Related	03/16/2022	Vehicle	2006 Chrysler Sebring 4 Door	Returned to Lienholder	Administrative Forfeiture	69	69	---	---
DUI-Related	04/29/2022	Vehicle	2004 Ford F150	Returned to Owner	Agreement	82	82	---	---
DUI-Related	03/04/2022	Vehicle	2015 Chevrolet Silverado	Returned to Lienholder	Agreement	88	88	---	---
Fleeing a Peace Officer	11/03/2022	Vehicle	2014 Toyota Corolla	Returned to Owner	Agreement	103	103	---	---
DUI-Related	01/01/2022	Vehicle	2004 Nissan 350Z	Returned per Agreement	Agreement	104	104	---	---
Fleeing a Peace Officer	11/01/2022	ATV	1985 Honda 3-Wheeler	Returned to Owner	Agreement	105	105	---	---
Controlled Substance	10/20/2022	Vehicle	2001 GMC Yukon K1500	Returned to Owner	Agreement	108	108	---	---
Fleeing a Peace Officer	02/07/2022	Motorcycle	2008 Suzuki Unknown	Returned to Lienholder	Agreement	113	113	---	---

*When expenses exceed the gross amount received, the net proceeds available for distribution are shown as zero.

Table 2A
Property Seized Subject to State Forfeiture - Final Disposition - 2022
Sorted by Agency and Net Proceeds

Entity and Crime	Disposition Date	Type of Property	Property Detail	Disposition of Property	Basis of Disposition	Gross Sales	Expenses Paid	Amount Returned	Net Proceeds*
Douglas County Sheriff's Office (Continued)									
DUI-Related	05/31/2022	Vehicle	2003 Ford F150	Returned to Owner	Agreement	114	114	---	---
Fleeing a Peace Officer	12/16/2022	Vehicle	2003 Dodge Caravan	Returned to Owner	Agreement	118	118	---	---
DUI-Related	02/04/2022	Vehicle	2012 Dodge Challenger	Returned to Owner	Agreement	128	128	---	---
DUI-Related	06/02/2022	Vehicle	2008 Chevrolet Silverado	Returned per Agreement	Agreement	140	140	---	---
DUI-Related	09/30/2022	Vehicle	2014 Ford F150	Returned per Agreement	Agreement	140	140	---	---
Controlled Substance	06/08/2022	Vehicle	2017 Kia Soul Eco	Returned to Owner	Agreement	144	144	---	---
Fleeing a Peace Officer	01/26/2022	Vehicle	2007 Ford Freestar Wagon FWD	Returned to Owner	Agreement	146	146	---	---
DUI-Related	01/01/2022	Vehicle	2015 Cadillac SRX	Returned per Agreement	Agreement	148	148	---	---
DUI-Related	10/06/2022	Vehicle	2000 Chevrolet Cavalier	Returned to Owner	Agreement	165	165	---	---
DUI-Related	06/29/2022	Vehicle	2007 Chrysler Sebring 4 Door	Returned to Owner	Agreement	186	186	---	---
DUI-Related	01/01/2022	Vehicle	2015 GMC Acadia AWD	Returned per Agreement	Agreement	188	188	---	---
DUI-Related	01/18/2022	Vehicle	2017 Chevrolet Silverado	Returned per Agreement	Agreement	215	215	---	---
Controlled Substance	04/21/2022	Vehicle	2003 Pontiac Grand Am	Returned to Owner	Agreement	235	235	---	---
DUI-Related	06/07/2022	Vehicle	2008 Dodge Nitro 2WD	Returned to Owner	Agreement	239	239	---	---
DUI-Related	05/16/2022	Vehicle	2013 Ford F150	Returned per Agreement	Agreement	246	246	---	---
Fleeing a Peace Officer	05/10/2022	Vehicle	2007 BMW 335i	Returned to Owner	Agreement	314	314	---	---
DUI-Related	03/02/2022	Vehicle	2008 Buick LaCrosse	Returned per Agreement	Agreement	365	365	---	---
Vehicular Operation	06/09/2022	Vehicle	2007 Chevrolet Silverado	Returned to Owner	Agreement	420	420	---	---
Controlled Substance	03/03/2022	Cash		Property Abandoned	Agreement	447	---	447	---
DUI-Related	07/18/2022	Vehicle	1997 GMC Sierra 1500	Returned to Lienholder	Administrative Forfeiture	450	450	---	---
Fleeing a Peace Officer	07/18/2022	Vehicle	2009 BMW 535i	Returned to Owner	Agreement	728	728	---	---
Controlled Substance	04/21/2022	Cash		Returned to Owner	Agreement	12,260	---	12,260	---
Controlled Substance	08/24/2022	Cash		Returned to Owner	Agreement	23,001	---	23,001	---
DUI-Related	11/16/2022	Vehicle	2006 Dodge Caravan	Property Sold	Administrative Forfeiture	350	297	---	53
Controlled Substance	10/19/2022	Vehicle	2006 Mazda 6 Sport Wagon	Property Sold	Administrative Forfeiture	230	132	---	98
DUI-Related	07/23/2022	Vehicle	2007 Chevrolet Aveo	Property Sold	Administrative Forfeiture	450	312	---	138
Fleeing a Peace Officer	10/19/2022	Vehicle	2005 Chevrolet TrailBlazer	Property Sold	Administrative Forfeiture	326	177	---	149
DUI-Related	10/19/2022	Vehicle	2005 Chrysler Town and Country	Property Sold	Administrative Forfeiture	429	222	---	207
DUI-Related	07/23/2022	ATV	1993 Polaris Unknown	Property Sold	Administrative Forfeiture	575	233	---	342
DUI-Related	11/16/2022	Vehicle	2001 Ford Mustang	Property Sold	Administrative Forfeiture	550	206	---	344
Controlled Substance	01/27/2022	Cash		Cash Forfeiture	Administrative Forfeiture	453	---	---	453
Controlled Substance	03/03/2022	Cash		Cash Forfeiture	Administrative Forfeiture	581	---	---	581
DUI-Related	11/16/2022	Vehicle	2001 Chevrolet Suburban	Property Sold	Administrative Forfeiture	1,153	340	---	813
Controlled Substance	03/03/2022	Cash		Cash Forfeiture	Administrative Forfeiture	1,520	---	520	1,000

*When expenses exceed the gross amount received, the net proceeds available for distribution are shown as zero.

Table 2A
Property Seized Subject to State Forfeiture - Final Disposition - 2022
Sorted by Agency and Net Proceeds

Entity and Crime	Disposition Date	Type of Property	Property Detail	Disposition of Property	Basis of Disposition	Gross Sales	Expenses Paid	Amount Returned	Net Proceeds*
Douglas County Sheriff's Office (Continued)									
DUI-Related	11/16/2022	Vehicle	2009 Pontiac G6	Property Sold	Administrative Forfeiture	1,508	456	---	1,052
Controlled Substance	07/23/2022	Vehicle	2003 Chevrolet Silverado	Property Sold	Administrative Forfeiture	1,825	385	---	1,440
Controlled Substance	10/19/2022	Cash		Cash Forfeiture	Administrative Forfeiture	1,757	---	---	1,757
DUI-Related	07/23/2022	Motorcycle	2007 Yamaha F6S	Property Sold	Administrative Forfeiture	3,750	632	---	3,118
Agency Total						\$56,834	\$9,061	\$36,228	\$11,545
Duluth Police Department									
DUI-Related	04/29/2022	Vehicle	2005 Toyota Corolla	Returned to Owner	Court Ordered Return	620	620	---	---
DUI-Related	03/23/2022	Vehicle	2014 Mazda 2	Returned per Agreement	Administrative Forfeiture	628	628	---	---
DUI-Related	08/31/2022	Vehicle	2004 Nissan Maxima	Returned per Agreement	Administrative Forfeiture	628	628	---	---
DUI-Related	09/15/2022	Vehicle	2007 Chevrolet Silverado	Returned per Agreement	Administrative Forfeiture	628	628	---	---
DUI-Related	09/07/2022	Vehicle	2008 Pontiac Torrent FWD	Returned per Agreement	Administrative Forfeiture	756	756	---	---
DUI-Related	06/08/2022	Vehicle	1996 Chevrolet Tahoe	Salvage Yard	Administrative Forfeiture	250	120	---	130
DUI-Related	06/21/2022	Vehicle	2008 Kia Sorento AWD	Property Sold	Administrative Forfeiture	500	270	---	230
DUI-Related	10/02/2022	Vehicle	2008 Chevrolet Impala	Property Sold	Administrative Forfeiture	775	469	---	306
DUI-Related	06/21/2022	Vehicle	1998 Chevrolet K1500	Property Sold	Administrative Forfeiture	650	251	---	399
DUI-Related	06/21/2022	Vehicle	2000 Chevrolet Silverado	Property Sold	Administrative Forfeiture	1,297	348	---	949
DUI-Related	06/21/2022	Vehicle	2003 Chevrolet Impala	Property Sold	Administrative Forfeiture	2,255	708	---	1,547
Controlled Substance	09/08/2022	Cash		Cash Forfeiture	Administrative Forfeiture	2,060	---	---	2,060
Controlled Substance	09/13/2022	Cash		Cash Forfeiture	Administrative Forfeiture	5,826	---	---	5,826
DUI-Related	05/25/2022	Vehicle	2017 Hyundai Elantra SE	Property Sold	Administrative Forfeiture	9,500	1,578	---	7,922
Agency Total						\$26,373	\$7,004	\$---	\$19,369
Eagan Police Department									
Kidnapping	10/21/2022	Vehicle	2014 Jeep Grand Cherokee SRT8 4WD	Returned to Owner	Agreement	---	500	---	---
DUI-Related	06/15/2022	Vehicle	2007 Ford Fusion	Property Sold	Administrative Forfeiture	1,068	880	---	188
DUI-Related	06/02/2022	Vehicle	2005 Toyota Corolla	Property Sold	Administrative Forfeiture	783	585	---	198
DUI-Related	01/20/2022	Vehicle	2004 Volvo S60 Inscription AWD	Property Sold	Administrative Forfeiture	973	641	---	332
DUI-Related	10/07/2022	Vehicle	2001 Honda Civic 2Dr	Property Sold	Administrative Forfeiture	1,282	945	---	337
Fleeing a Peace Officer	06/02/2022	Vehicle	2003 Toyota RAV4	Property Sold	Administrative Forfeiture	1,425	778	---	647
Fleeing a Peace Officer	06/15/2022	Motorcycle	2007 Yamaha YZF R6	Property Sold	Administrative Forfeiture	3,586	1,636	---	1,950
DUI-Related	09/27/2022	Vehicle	2005 Chevrolet Silverado	Property Sold	Administrative Forfeiture	3,729	1,679	---	2,050
Agency Total						\$12,846	\$7,644	\$---	\$5,702

*When expenses exceed the gross amount received, the net proceeds available for distribution are shown as zero.

Table 2A
Property Seized Subject to State Forfeiture - Final Disposition - 2022
Sorted by Agency and Net Proceeds

Entity and Crime	Disposition Date	Type of Property	Property Detail	Disposition of Property	Basis of Disposition	Gross Sales	Expenses Paid	Amount Returned	Net Proceeds*
East Central Drug Task Force									
Controlled Substance	02/07/2022	Firearm	Ruger - 0.22 Caliber - Carbine	Returned to Owner	Court Ordered Return	---	---	---	---
Controlled Substance	02/07/2022	Firearm	Norinco - 8 Millimeter - Rifle	Returned to Owner	Court Ordered Return	---	---	---	---
Controlled Substance	09/08/2022	Electronics		Property Sold	Administrative Forfeiture	41	3	---	38
Controlled Substance	09/08/2022	Electronics		Property Sold	Administrative Forfeiture	198	18	---	180
Controlled Substance	02/11/2022	Vehicle	2010 Porsche Cayenne	Property Sold	Administrative Forfeiture	13,107	164	---	12,943
Agency Total						\$13,346	\$185	\$---	\$13,161
East Grand Forks Police Department									
Fleeing a Peace Officer	09/25/2022	Motorcycle	1980 Suzuki GS750	Property Sold	Administrative Forfeiture	600	257	---	343
Fleeing a Peace Officer	09/25/2022	Vehicle	2000 Nissan Maxima	Property Sold	Administrative Forfeiture	725	130	---	595
DUI-Related	09/25/2022	Vehicle	2003 Kia Optima FE	Property Sold	Administrative Forfeiture	900	257	---	643
Controlled Substance	01/07/2022	Vehicle	1993 Chevrolet Suburban	Property Sold	Administrative Forfeiture	1,017	357	---	660
Controlled Substance	09/25/2022	Vehicle	2003 Mitsubishi Eclipse	Property Sold	Administrative Forfeiture	1,701	257	---	1,444
Controlled Substance	01/07/2022	Vehicle	2001 Pontiac Grand Prix	Property Sold	Administrative Forfeiture	1,725	257	---	1,468
Controlled Substance	09/25/2022	Vehicle	2007 Mazda M23	Property Sold	Administrative Forfeiture	1,825	257	---	1,568
DUI-Related	01/07/2022	Vehicle	2006 Pontiac G6	Property Sold	Administrative Forfeiture	1,700	130	---	1,570
Controlled Substance	09/25/2022	Vehicle	2000 Chevrolet Cavalier	Property Sold	Administrative Forfeiture	2,000	257	---	1,743
Controlled Substance	07/26/2022	Vehicle	2006 Saturn Vue AWD	Property Sold	Administrative Forfeiture	2,725	255	---	2,470
Controlled Substance	09/25/2022	Vehicle	2006 Toyota Sequoia	Property Sold	Administrative Forfeiture	2,800	157	---	2,643
Controlled Substance	09/25/2022	Vehicle	2005 Ford Explorer	Property Sold	Administrative Forfeiture	3,500	157	---	3,343
Controlled Substance	01/07/2022	Vehicle	2011 Hyundai Sonata Limited	Property Sold	Administrative Forfeiture	3,850	257	---	3,593
DUI-Related	09/25/2022	Vehicle	2009 Kia Optima	Property Sold	Administrative Forfeiture	3,900	130	---	3,770
DUI-Related	07/26/2022	Vehicle	2012 Honda Accord	Property Sold	Administrative Forfeiture	4,550	255	---	4,295
Controlled Substance	01/07/2022	Vehicle	2013 Chevrolet Cruze	Property Sold	Administrative Forfeiture	4,750	257	---	4,493
DUI-Related	09/25/2022	Vehicle	2005 Chevrolet Silverado	Property Sold	Administrative Forfeiture	5,051	130	---	4,921
Controlled Substance	01/07/2022	Vehicle	2014 Dodge Avenger	Property Sold	Administrative Forfeiture	5,850	257	---	5,593
Controlled Substance	01/07/2022	Vehicle	2016 Chevrolet Trax AWD	Property Sold	Administrative Forfeiture	11,044	157	---	10,887
Controlled Substance	09/25/2022	Vehicle	2015 Honda Accord	Property Sold	Administrative Forfeiture	11,350	257	---	11,093
Agency Total						\$71,563	\$4,428	\$---	\$67,135
East Metro Sex Trafficking Task Force									
Prostitution	04/30/2022	Vehicle	2003 Kia Sorento	Property Abandoned	Court Ordered Return	---	---	---	---
Prostitution	06/10/2022	Cash		Cash Forfeiture	Judicial Forfeiture	16,060	---	461	15,599
Agency Total						\$16,060	\$---	\$461	\$15,599

*When expenses exceed the gross amount received, the net proceeds available for distribution are shown as zero.

Table 2A
Property Seized Subject to State Forfeiture - Final Disposition - 2022
Sorted by Agency and Net Proceeds

Entity and Crime	Disposition Date	Type of Property	Property Detail	Disposition of Property	Basis of Disposition	Gross Sales	Expenses Paid	Amount Returned	Net Proceeds*
East Range Public Safety Board									
Controlled Substance	02/23/2022	Vehicle	2011 BMW M3	Returned to Owner	Agreement	---	---	---	---
DUI-Related	02/16/2022	Vehicle	2015 Ford Transit Connect Van	Returned per Agreement	Agreement	---	---	---	---
Controlled Substance	02/23/2022	Cash		Cash Forfeiture	Summary Forfeiture	350	---	---	350
DUI-Related	11/08/2022	Vehicle	2013 Mercedes-Benz C300 4matic	Property Sold	Administrative Forfeiture	9,000	900	---	8,100
Agency Total						\$9,350	\$900	\$---	\$8,450
Eden Prairie Police Department									
Fleeing a Peace Officer	11/09/2022	Vehicle	2007 Lexus IS 300	Returned to Owner	Judicial Forfeiture	---	---	---	---
DUI-Related	11/01/2022	Vehicle	2015 Chevrolet Malibu	Returned per Agreement	Agreement	---	---	---	---
DUI-Related	05/16/2022	Vehicle	2011 Chevrolet Avalanche	Returned per Agreement	Agreement	---	---	---	---
DUI-Related	11/23/2022	Vehicle	2015 Dodge Ram	Returned per Agreement	Agreement	---	---	---	---
Fleeing a Peace Officer	04/07/2022	Vehicle	2003 Chevrolet Impala	Returned to Owner	Agreement	---	---	---	---
DUI-Related	09/06/2022	Vehicle	2013 Dodge Charger	Returned per Agreement	Agreement	---	---	---	---
DUI-Related	08/01/2022	Motorcycle	2008 Honda Goldwing 1800 GL1800	Returned to Owner	Agreement	---	---	---	---
DUI-Related	01/24/2022	Vehicle	2008 Nissan Altima	Returned to Owner	Agreement	230	230	---	---
DUI-Related	01/09/2022	Vehicle	2010 Land Rover LR2	Returned to Owner	Agreement	320	320	---	---
DUI-Related	01/20/2022	Vehicle	2016 Jeep Grand Cherokee 4WD	Returned to Owner	Agreement	320	320	---	---
DUI-Related	04/05/2022	Vehicle	2019 Nissan Rogue	Returned to Owner	Agreement	325	325	---	---
DUI-Related	02/15/2022	Vehicle	2012 Dodge Ram	Returned to Lienholder	Agreement	350	350	---	---
DUI-Related	07/19/2022	Vehicle	2002 Acura MDX	Property Sold	Administrative Forfeiture	500	2,214	---	---
DUI-Related	07/12/2022	Vehicle	2007 Chevrolet TrailBlazer	Property Sold	Administrative Forfeiture	600	1,699	---	---
DUI-Related	05/12/2022	Vehicle	2017 Chrysler 300 AWD	Returned to Lienholder	Agreement	880	880	---	---
DUI-Related	11/15/2022	Vehicle	2012 Ford Focus	Property Sold	Administrative Forfeiture	1,100	2,766	---	---
DUI-Related	05/25/2022	Vehicle	2013 Chevrolet Malibu	Returned per Agreement	Court Ordered Return	6,350	---	6,350	---
DUI-Related	02/14/2022	Vehicle	2009 Honda Civic	Returned to Owner	Agreement	695	345	---	350
DUI-Related	03/15/2022	Vehicle	2012 Toyota RAV4	Returned to Owner	Agreement	2,000	455	---	1,545
DUI-Related	06/07/2022	Vehicle	2004 Toyota Truck	Property Sold	Administrative Forfeiture	3,500	1,196	---	2,304
Agency Total						\$17,170	\$11,100	\$6,350	\$4,199
Edina Police Department									
DUI-Related	11/22/2022	Vehicle	2006 Lexus RX 300	Returned to Owner	Agreement	---	---	---	---
Firearm Possession	07/18/2022	Firearm	Smith and Wesson - 9 Millimeter - Pistol	Property Destroyed	Judicial Forfeiture	---	---	---	---
Firearm Possession	07/18/2022	Firearm	Browning - 0.22 Caliber - Pistol	Property Destroyed	Judicial Forfeiture	---	---	---	---
Firearm Possession	07/18/2022	Firearm	Mossberg - 0.41 Caliber - Shotgun	Property Destroyed	Judicial Forfeiture	---	---	---	---
Firearm Possession	07/18/2022	Firearm	IMEZ - 9 Millimeter - Pistol	Property Destroyed	Judicial Forfeiture	---	---	---	---

*When expenses exceed the gross amount received, the net proceeds available for distribution are shown as zero.

Table 2A
Property Seized Subject to State Forfeiture - Final Disposition - 2022
Sorted by Agency and Net Proceeds

Entity and Crime	Disposition Date	Type of Property	Property Detail	Disposition of Property	Basis of Disposition	Gross Sales	Expenses Paid	Amount Returned	Net Proceeds*
Edina Police Department (Continued)									
Firearm Possession	07/18/2022	Firearm	Honor Defense - 9 Millimeter - Pistol	Property Destroyed	Judicial Forfeiture	---	---	---	---
Firearm Possession	07/18/2022	Firearm	Smith and Wesson - 10 Millimeter - Revolver	Property Destroyed	Judicial Forfeiture	---	---	---	---
Firearm Possession	07/18/2022	Firearm	Beretta - 9 Millimeter - Pistol	Property Destroyed	Judicial Forfeiture	---	---	---	---
Firearm Possession	07/18/2022	Firearm	Walther - 0.38 Caliber - Pistol	Property Destroyed	Judicial Forfeiture	---	---	---	---
Firearm Possession	07/18/2022	Firearm	Sig Sauer - 0.38 Caliber - Pistol	Property Destroyed	Judicial Forfeiture	---	---	---	---
Firearm Possession	07/18/2022	Firearm	Springfield - 0.45 Caliber - Pistol	Property Destroyed	Judicial Forfeiture	---	---	---	---
Firearm Possession	07/18/2022	Firearm	Diamondback - 9 Millimeter - Pistol	Property Destroyed	Judicial Forfeiture	---	---	---	---
1st Degree Assault	07/18/2022	Other		Property Destroyed	Judicial Forfeiture	---	---	---	---
DUI-Related	05/19/2022	Vehicle	2005 Buick Century	Salvage Yard	Administrative Forfeiture	160	215	---	---
DUI-Related	05/19/2022	Vehicle	2006 Pontiac Grand Prix	Salvage Yard	Administrative Forfeiture	180	215	---	---
DUI-Related	03/10/2022	Vehicle	2003 Dodge Durango	Salvage Yard	Administrative Forfeiture	250	270	---	---
DUI-Related	03/10/2022	Vehicle	2010 Chevrolet HHR FWD	Salvage Yard	Administrative Forfeiture	300	505	---	---
DUI-Related	04/13/2022	Vehicle	2007 Hyundai Sonata Limited	Salvage Yard	Administrative Forfeiture	220	215	---	5
DUI-Related	05/19/2022	Vehicle	2000 Ford Taurus	Salvage Yard	Administrative Forfeiture	240	215	---	25
DUI-Related	03/10/2022	Vehicle	2007 Chevrolet Impala	Salvage Yard	Administrative Forfeiture	250	220	---	30
DUI-Related	12/07/2022	Vehicle	2007 Ford F150	Property Destroyed	Administrative Forfeiture	450	245	---	205
DUI-Related	03/10/2022	Vehicle	2001 Oldsmobile Silhouette	Returned to Owner	Agreement	350	---	---	350
DUI-Related	03/10/2022	Vehicle	2008 Volvo XC70 AWD	Property Sold	Agreement	350	---	---	350
DUI-Related	10/03/2022	Vehicle	2015 Jeep Cherokee Trailhawk 4WD	Returned to Owner	Agreement	350	---	---	350
DUI-Related	08/02/2022	Vehicle	2008 Honda Pilot 4WD	Returned to Owner	Agreement	525	---	---	525
DUI-Related	07/18/2022	Vehicle	2015 BMW 320i	Returned to Owner	Agreement	630	---	---	630
DUI-Related	08/02/2022	Vehicle	2013 Nissan Pathfinder	Returned to Owner	Agreement	700	---	---	700
DUI-Related	10/05/2022	Vehicle	2017 Ford Fusion	Returned to Lienholder	Agreement	700	---	---	700
DUI-Related	09/20/2022	Vehicle	2013 Mercedes-Benz C300	Returned to Owner	Agreement	700	---	---	700
DUI-Related	04/25/2022	Vehicle	2015 Toyota Camry	Returned to Lienholder	Agreement	700	---	---	700
DUI-Related	03/23/2022	Vehicle	2020 Subaru Ascent	Returned to Lienholder	Agreement	700	---	---	700
DUI-Related	12/06/2022	Vehicle	2007 Dodge Charger	Property Sold	Administrative Forfeiture	1,001	290	---	711
DUI-Related	03/10/2022	Vehicle	2002 Chevrolet Tahoe	Property Sold	Administrative Forfeiture	1,116	299	---	817
DUI-Related	08/18/2022	Vehicle	2006 Toyota Avalon	Property Sold	Administrative Forfeiture	2,325	403	---	1,922
DUI-Related	08/10/2022	Vehicle	2013 BMW Motorcycle	Property Sold	Administrative Forfeiture	2,450	487	---	1,963
DUI-Related	12/20/2022	Vehicle	2014 Hyundai Sonata Limited	Property Sold	Administrative Forfeiture	7,425	5,249	---	2,176
DUI-Related	08/10/2022	Vehicle	2006 Subaru Legacy Wagon	Property Sold	Administrative Forfeiture	3,275	424	---	2,851
Burglary	12/06/2022	Vehicle	2009 Honda Accord	Property Sold	Judicial Forfeiture	3,625	469	---	3,156
DUI-Related	08/10/2022	Vehicle	2010 Dodge Journey AWD	Property Sold	Administrative Forfeiture	3,750	458	---	3,292

*When expenses exceed the gross amount received, the net proceeds available for distribution are shown as zero.

Table 2A
Property Seized Subject to State Forfeiture - Final Disposition - 2022
Sorted by Agency and Net Proceeds

Entity and Crime	Disposition Date	Type of Property	Property Detail	Disposition of Property	Basis of Disposition	Gross Sales	Expenses Paid	Amount Returned	Net Proceeds*
Edina Police Department (Continued)									
DUI-Related	08/10/2022	Vehicle	2009 Audi A4	Property Sold	Administrative Forfeiture	3,775	459	---	3,316
DUI-Related	08/10/2022	Vehicle	2010 Nissan Rogue	Property Sold	Administrative Forfeiture	4,050	458	---	3,592
DUI-Related	08/10/2022	Vehicle	2011 Toyota Corolla	Property Sold	Administrative Forfeiture	5,625	533	---	5,092
DUI-Related	03/10/2022	Vehicle	2015 Honda Pilot 4WD	Property Sold	Agreement	5,250	---	---	5,250
DUI-Related	08/10/2022	Vehicle	2014 Toyota Corolla	Property Sold	Administrative Forfeiture	9,975	814	---	9,161
DUI-Related	08/10/2022	Vehicle	2014 Mazda 3 4-Door	Property Sold	Administrative Forfeiture	13,100	965	---	12,135
DUI-Related	08/10/2022	Vehicle	2014 Ford Edge	Property Sold	Administrative Forfeiture	13,250	965	---	12,285
Agency Total						\$87,747	\$14,373	\$---	\$73,689
Elk River Police Department									
DUI-Related	07/27/2022	Vehicle	1994 Toyota Corolla	Salvage Yard	Administrative Forfeiture	200	250	---	---
Controlled Substance	02/04/2022	Vehicle	2007 Chrysler 300	Returned to Owner	Agreement	225	225	---	---
DUI-Related	06/16/2022	Vehicle	2008 Toyota Sienna	Returned to Owner	Agreement	225	225	---	---
Controlled Substance	10/19/2022	Cash		Returned to Owner	Agreement	1,000	---	1,000	---
Controlled Substance	11/21/2022	Cash		Returned to Owner	Court Ordered Return	2,877	---	2,877	---
Controlled Substance	02/01/2022	Vehicle	2002 Acura 3.2TL	Salvage Yard	Administrative Forfeiture	300	250	---	50
Controlled Substance	05/02/2022	Vehicle	2004 Audi A6	Salvage Yard	Administrative Forfeiture	300	250	---	50
Controlled Substance	09/26/2022	Cash		Cash Forfeiture	Administrative Forfeiture	126	---	---	126
Controlled Substance	02/28/2022	Vehicle	2006 Hyundai Tiburon	Salvage Yard	Administrative Forfeiture	416	250	---	166
DUI-Related	04/01/2022	Firearm	Smith and Wesson - 9 Millimeter - Pistol	Property Sold	Judicial Forfeiture	274	13	---	261
Controlled Substance	02/04/2022	Cash		Cash Forfeiture	Agreement	407	---	---	407
Controlled Substance	04/01/2022	Firearm	Springfield - 0.45 Caliber - Pistol	Property Sold	Administrative Forfeiture	449	13	---	436
Controlled Substance	02/28/2022	Vehicle	2007 Dodge Charger	Returned to Owner	Agreement	725	225	---	500
Controlled Substance	02/28/2022	Cash		Cash Forfeiture	Administrative Forfeiture	602	---	---	602
Controlled Substance	02/28/2022	Vehicle	2003 Chevrolet Silverado	Property Sold	Administrative Forfeiture	897	250	---	647
Drive-by Shooting	08/25/2022	Vehicle	1997 Ford Ranger	Property Sold	Administrative Forfeiture	1,050	250	---	800
DUI-Related	09/08/2022	Vehicle	2004 Toyota Camry	Returned per Agreement	Agreement	1,351	225	---	1,126
Controlled Substance	04/01/2022	Cash		Cash Forfeiture	Administrative Forfeiture	1,323	---	---	1,323
Controlled Substance	05/02/2022	Cash		Cash Forfeiture	Administrative Forfeiture	3,380	---	---	3,380
DUI-Related	06/22/2022	Motorcycle	2021 Harley-Davidson XL1200	Returned to Owner	Agreement	3,749	225	---	3,524
DUI-Related	02/10/2022	Vehicle	2016 Nissan Juke	Returned per Agreement	Agreement	5,553	225	---	5,328
Agency Total						\$25,429	\$2,876	\$3,877	\$18,726

*When expenses exceed the gross amount received, the net proceeds available for distribution are shown as zero.

Table 2A
Property Seized Subject to State Forfeiture - Final Disposition - 2022
Sorted by Agency and Net Proceeds

Entity and Crime	Disposition Date	Type of Property	Property Detail	Disposition of Property	Basis of Disposition	Gross Sales	Expenses Paid	Amount Returned	Net Proceeds*
Elko New Market Police Department									
DUI-Related	09/09/2022	Motorcycle	2008 Harley-Davidson Road Glide	Returned to Lienholder	Court Ordered Return	---	---	---	---
Controlled Substance	09/12/2022	Cash		Returned to Owner	Court Ordered Return	951	---	951	---
DUI-Related	05/03/2022	Vehicle	2004 Chrysler 300 M	Property Sold	Administrative Forfeiture	400	156	---	244
DUI-Related	05/03/2022	Vehicle	2003 Buick Century	Property Sold	Administrative Forfeiture	400	156	---	244
DUI-Related	05/12/2022	Vehicle	2015 Buick Enclave AWD	Returned per Agreement	Agreement	695	345	---	350
Controlled Substance	05/02/2022	Vehicle	2002 Chevrolet Impala	Property Sold	Administrative Forfeiture	1,600	1,038	---	562
Controlled Substance	12/07/2022	Cash		Cash Forfeiture	Administrative Forfeiture	4,800	---	---	4,800
Agency Total						\$8,846	\$1,695	\$951	\$6,200
Ely Police Department									
DUI-Related	03/16/2022	Vehicle	2004 Pontiac Grand Am	Property Sold	Administrative Forfeiture	115	189	---	---
DUI-Related	03/01/2022	Vehicle	1995 Chevrolet Silverado	Property Sold	Administrative Forfeiture	1,500	402	---	1,098
Agency Total						\$1,615	\$591	\$---	\$1,098
Eveleth Police Department									
Controlled Substance	07/26/2022	Cash		Cash Forfeiture	Administrative Forfeiture	1,264	---	---	1,264
Agency Total						\$1,264	\$---	\$---	\$1,264
Fairfax Police Department									
Controlled Substance	05/09/2022	Cash		Cash Forfeiture	Administrative Forfeiture	1,000	---	---	1,000
Agency Total						\$1,000	\$---	\$---	\$1,000
Fairmont Police Department									
DUI-Related	05/06/2022	Vehicle	2011 Dodge Durango	Returned per Agreement	Agreement	---	---	---	---
Controlled Substance	07/13/2022	Vehicle	2015 Ford Fusion	Returned to Owner	Agreement	---	---	---	---
DUI-Related	06/28/2022	Vehicle	2001 GMC Yukon 1500 2WD	Salvage Yard	Administrative Forfeiture	300	110	---	190
Controlled Substance	06/08/2022	Cash		Cash Forfeiture	Administrative Forfeiture	370	---	---	370
Controlled Substance	12/05/2022	Cash		Property Forwarded	Administrative Forfeiture	2,447	---	1,713	734
Agency Total						\$3,117	\$110	\$1,713	\$1,294

*When expenses exceed the gross amount received, the net proceeds available for distribution are shown as zero.

Table 2A
Property Seized Subject to State Forfeiture - Final Disposition - 2022
Sorted by Agency and Net Proceeds

Entity and Crime	Disposition Date	Type of Property	Property Detail	Disposition of Property	Basis of Disposition	Gross Sales	Expenses Paid	Amount Returned	Net Proceeds*
Faribault Police Department									
Fleeing a Peace Officer	11/15/2022	Vehicle	2004 Ford F150	Salvage Yard	Administrative Forfeiture	---	---	---	---
DUI-Related	11/15/2022	Vehicle	2003 Buick Regal	Salvage Yard	Administrative Forfeiture	---	---	---	---
DUI-Related	12/19/2022	Vehicle	2012 Dodge Ram	Returned to Lienholder	Administrative Forfeiture	---	---	---	---
DUI-Related	08/09/2022	Vehicle	2019 Dodge Charger	Returned to Lienholder	Administrative Forfeiture	---	79	---	---
DUI-Related	05/02/2022	Vehicle	2014 Chevrolet Silverado	Returned to Owner	Agreement	---	---	---	---
Agency Total						\$---	\$79	\$---	\$---
Farmington Police Department									
DUI-Related	08/22/2022	Vehicle	2009 Ford F150	Salvage Yard	Administrative Forfeiture	---	361	---	---
DUI-Related	08/22/2022	Vehicle	2002 Saturn SL	Salvage Yard	Administrative Forfeiture	---	210	---	---
DUI-Related	08/22/2022	Vehicle	2002 Chevrolet Silverado	Salvage Yard	Administrative Forfeiture	---	210	---	---
DUI-Related	08/22/2022	Vehicle	2007 Honda Accord	Salvage Yard	Administrative Forfeiture	---	172	---	---
DUI-Related	11/23/2022	Vehicle	2007 Toyota Camry	Salvage Yard	Administrative Forfeiture	---	220	---	---
DUI-Related	11/23/2022	Vehicle	2014 Toyota Corolla	Salvage Yard	Administrative Forfeiture	---	220	---	---
DUI-Related	10/20/2022	Vehicle	2018 Ford F150	Returned to Lienholder	Administrative Forfeiture	697	697	---	---
DUI-Related	06/28/2022	Vehicle	2013 Jeep Patriot 4WD	Returned to Owner	Agreement	1,210	210	---	1,000
Fleeing a Peace Officer	09/08/2022	Motorcycle	2012 BMW S1000RR	Property Sold	Administrative Forfeiture	6,600	710	---	5,890
DUI-Related	07/12/2022	Vehicle	2012 Dodge Ram	Property Sold	Administrative Forfeiture	21,745	400	---	21,345
Agency Total						\$30,252	\$3,410	\$---	\$28,235
Fergus Falls Police Department									
DUI-Related	02/16/2022	Motorcycle	2008 Harley-Davidson Dyna	Returned to Lienholder	Agreement	---	---	---	---
Controlled Substance	08/08/2022	Vehicle	2011 Chevrolet Equinox	Returned to Owner	Agreement	125	125	---	---
DUI-Related	05/02/2022	Vehicle	2003 Ford Ranger	Salvage Yard	Administrative Forfeiture	212	212	---	---
DUI-Related	11/01/2022	Vehicle	2002 Ford Explorer	Returned per Agreement	Agreement	375	375	---	---
DUI-Related	12/05/2022	Vehicle	2006 Mitsubishi Eclipse	Property Sold	Administrative Forfeiture	951	---	---	951
DUI-Related	01/19/2022	Vehicle	2011 Chevrolet Traverse AWD	Returned per Agreement	Agreement	2,600	1,610	---	990
DUI-Related	01/18/2022	Vehicle	2004 GMC Sierra 1500	Returned to Owner	Agreement	1,200	110	---	1,090
Controlled Substance	01/25/2022	Vehicle	2001 Chevrolet Silverado	Property Sold	Administrative Forfeiture	1,479	110	---	1,369
Fleeing a Peace Officer	05/20/2022	Motorcycle	2005 Kawasaki Ninja 500 EX500A	Property Sold	Judicial Forfeiture	1,635	200	---	1,435
Agency Total						\$8,577	\$2,742	\$---	\$5,835
Fillmore County Sheriff's Office									
DUI-Related	04/13/2022	Vehicle	2007 Ford F350	Returned to Owner	Agreement	1,150	150	---	1,000
Agency Total						\$1,150	\$150	\$---	\$1,000

*When expenses exceed the gross amount received, the net proceeds available for distribution are shown as zero.

Table 2A
Property Seized Subject to State Forfeiture - Final Disposition - 2022
Sorted by Agency and Net Proceeds

Entity and Crime	Disposition Date	Type of Property	Property Detail	Disposition of Property	Basis of Disposition	Gross Sales	Expenses Paid	Amount Returned	Net Proceeds*
Fond du Lac Tribal Police Department									
Controlled Substance	10/14/2022	Vehicle	2007 Kia Spectra 1.8L	Property Sold	Judicial Forfeiture	1,009	---	---	1,009
DUI-Related	10/14/2022	ATV	2011 Polaris Sportsman	Property Sold	Administrative Forfeiture	1,101	---	---	1,101
Agency Total						\$2,110	\$---	\$---	\$2,110
Forest Lake Police Department									
Theft	10/10/2022	Vehicle	2001 Ford F150	Returned to Owner	Agreement	---	---	---	---
Agency Total						\$---	\$---	\$---	\$---
Freeborn County Sheriff's Office									
DUI-Related	08/18/2022	Vehicle	2011 Toyota Tundra	Returned per Agreement	Agreement	200	200	---	---
Controlled Substance	08/11/2022	Vehicle	2010 Dodge Charger	Returned to Owner	Agreement	205	205	---	---
Controlled Substance	05/19/2022	Cash		Cash Forfeiture	Administrative Forfeiture	293	---	---	293
Controlled Substance	05/18/2022	Cash		Cash Forfeiture	Administrative Forfeiture	562	---	---	562
Controlled Substance	05/18/2022	Cash		Cash Forfeiture	Administrative Forfeiture	1,304	---	---	1,304
Agency Total						\$2,564	\$405	\$---	\$2,159

*When expenses exceed the gross amount received, the net proceeds available for distribution are shown as zero.

Table 2A
Property Seized Subject to State Forfeiture - Final Disposition - 2022
Sorted by Agency and Net Proceeds

Entity and Crime	Disposition Date	Type of Property	Property Detail	Disposition of Property	Basis of Disposition	Gross Sales	Expenses Paid	Amount Returned	Net Proceeds*
Fridley Police Department									
Controlled Substance	02/01/2022	Vehicle	2000 Nissan Maxima	Property Destroyed	Administrative Forfeiture	---	---	---	---
Controlled Substance	02/09/2022	Vehicle	2013 Volkswagen Jetta	Returned to Owner	Court Ordered Return	---	---	---	---
Controlled Substance	01/11/2022	Vehicle	2002 Honda Accord	Property Sold	Administrative Forfeiture	644	530	---	114
Controlled Substance	03/28/2022	Cash		Cash Forfeiture	Administrative Forfeiture	191	---	---	191
DUI-Related	10/07/2022	Vehicle	1995 Mercury Sable	Property Sold	Administrative Forfeiture	763	530	---	233
Fleeing a Peace Officer	01/11/2022	Vehicle	2006 Pontiac Grand Prix	Property Sold	Judicial Forfeiture	920	530	---	390
DUI-Related	10/07/2022	Vehicle	2005 Infiniti G35	Property Sold	Administrative Forfeiture	1,054	530	---	524
Controlled Substance	07/07/2022	Cash		Cash Forfeiture	Judicial Forfeiture	581	---	---	581
DUI-Related	07/11/2022	Vehicle	2019 Toyota RAV4	Property Sold	Administrative Forfeiture	1,535	644	---	891
DUI-Related	10/07/2022	Vehicle	2006 Infiniti G35	Property Sold	Administrative Forfeiture	1,458	530	---	928
DUI-Related	10/07/2022	Vehicle	2008 Ford Expedition	Property Sold	Administrative Forfeiture	1,748	750	---	998
DUI-Related	10/07/2022	Vehicle	2008 Chevrolet Malibu	Property Sold	Administrative Forfeiture	1,748	530	---	1,218
DUI-Related	01/11/2022	Vehicle	2001 Honda Civic	Property Sold	Administrative Forfeiture	1,840	500	---	1,340
Controlled Substance	11/17/2022	Cash		Cash Forfeiture	Administrative Forfeiture	1,543	---	---	1,543
Fleeing a Peace Officer	01/11/2022	Vehicle	2007 Cadillac CTS	Property Sold	Judicial Forfeiture	2,116	550	---	1,566
DUI-Related	10/28/2022	Vehicle	2006 Lincoln Mark LT	Property Sold	Administrative Forfeiture	2,392	730	---	1,662
Controlled Substance	01/11/2022	Vehicle	2009 Saturn Aura	Property Sold	Administrative Forfeiture	1,932	---	---	1,932
DUI-Related	02/09/2022	Cash		Cash Forfeiture	Administrative Forfeiture	2,181	---	---	2,181
Controlled Substance	02/01/2022	Cash		Cash Forfeiture	Administrative Forfeiture	2,232	---	---	2,232
Controlled Substance	10/07/2022	Cash		Cash Forfeiture	Judicial Forfeiture	2,295	---	---	2,295
DUI-Related	10/07/2022	Vehicle	2005 Chevrolet Avalanche	Property Sold	Administrative Forfeiture	3,243	530	---	2,713
DUI-Related	07/13/2022	Vehicle	2010 Chrysler 300	Property Sold	Administrative Forfeiture	4,349	1,236	---	3,113
DUI-Related	01/11/2022	Vehicle	2008 Toyota Van	Property Sold	Judicial Forfeiture	4,508	550	---	3,958
Controlled Substance	07/10/2022	Cash		Cash Forfeiture	Judicial Forfeiture	5,165	---	---	5,165
Controlled Substance	10/07/2022	Vehicle	2011 Mazda 3 4-Door	Property Sold	Administrative Forfeiture	6,233	760	---	5,473
DUI-Related	10/07/2022	Vehicle	2012 Chevrolet Cruze	Property Sold	Administrative Forfeiture	6,923	730	---	6,193
DUI-Related	10/07/2022	Vehicle	2013 Lexus ES 350	Property Sold	Administrative Forfeiture	13,900	730	---	13,170
Fleeing a Peace Officer	07/25/2022	Vehicle	2017 Jaguar F-Pace	Property Sold	Administrative Forfeiture	25,050	720	---	24,330
Agency Total						\$96,544	\$11,610	\$---	\$84,934

*When expenses exceed the gross amount received, the net proceeds available for distribution are shown as zero.

Table 2A
Property Seized Subject to State Forfeiture - Final Disposition - 2022
Sorted by Agency and Net Proceeds

Entity and Crime	Disposition Date	Type of Property	Property Detail	Disposition of Property	Basis of Disposition	Gross Sales	Expenses Paid	Amount Returned	Net Proceeds*
Gaylord Police Department									
DUI-Related	04/29/2022	Vehicle	2002 Ford F150	Property Sold	Administrative Forfeiture	2,750	1,093	---	1,657
DUI-Related	08/29/2022	Vehicle	2006 Mercedes-Benz E350	Property Sold	Judicial Forfeiture	3,975	2,061	---	1,914
DUI-Related	03/28/2022	Vehicle	2011 Jeep Grand Cherokee 4WD	Property Sold	Administrative Forfeiture	9,745	3,466	---	6,279
Agency Total						\$16,470	\$6,620	\$---	\$9,850
Glencoe Police Department									
Controlled Substance	07/18/2022	Vehicle	2000 Chevrolet Blazer	Property Sold	Administrative Forfeiture	425	506	---	---
Controlled Substance	07/18/2022	Vehicle	2005 Mercury Montego AWD	Property Sold	Administrative Forfeiture	340	316	---	24
Controlled Substance	07/18/2022	Cash		Cash Forfeiture	Administrative Forfeiture	326	---	---	326
Controlled Substance	07/18/2022	Vehicle	2002 Chevrolet Monte Carlo	Property Sold	Administrative Forfeiture	1,350	283	---	1,067
DUI-Related	07/18/2022	Vehicle	2008 Acura TL	Property Sold	Administrative Forfeiture	1,260	161	---	1,099
DUI-Related	06/13/2022	Vehicle	2007 Jeep Liberty 2WD	Property Sold	Administrative Forfeiture	3,348	352	---	2,996
Controlled Substance	05/09/2022	Vehicle	2015 Chrysler 200	Property Sold	Administrative Forfeiture	4,371	390	---	3,981
Agency Total						\$11,420	\$2,008	\$---	\$9,493
Glenwood Police Department									
Fleeing a Peace Officer	01/27/2022	Vehicle	1997 Chevrolet Blazer	Returned to Owner	Agreement	---	---	---	---
DUI-Related	01/21/2022	Vehicle	2007 Jeep Cherokee 4WD	Returned to Owner	Agreement	---	---	---	---
Controlled Substance	10/17/2022	Cash		Cash Forfeiture	Administrative Forfeiture	1,010	---	---	1,010
Controlled Substance	01/31/2022	Vehicle	2011 Nissan Juke	Property Sold	Judicial Forfeiture	2,850	599	---	2,251
Agency Total						\$3,860	\$599	\$---	\$3,261
Glyndon Police Department									
DUI-Related	04/05/2022	Vehicle	2015 Dodge Charger	Returned per Agreement	Administrative Forfeiture	500	500	---	---
Agency Total						\$500	\$500	\$---	\$---

*When expenses exceed the gross amount received, the net proceeds available for distribution are shown as zero.

Table 2A
Property Seized Subject to State Forfeiture - Final Disposition - 2022
Sorted by Agency and Net Proceeds

Entity and Crime	Disposition Date	Type of Property	Property Detail	Disposition of Property	Basis of Disposition	Gross Sales	Expenses Paid	Amount Returned	Net Proceeds*
Golden Valley Police Department									
DUI-Related	10/21/2022	Vehicle	2013 Toyota Camry	Returned to Owner	Court Ordered Return	---	---	---	---
Fleeing a Peace Officer	10/17/2022	Vehicle	2012 Nissan Rogue	Returned to Owner	Court Ordered Return	---	---	---	---
DUI-Related	11/15/2022	Vehicle	2002 Dodge Grand Caravan	Returned to Owner	Agreement	---	---	---	---
DUI-Related	11/28/2022	Vehicle	2003 Chrysler Town and Country	Returned to Owner	Agreement	---	---	---	---
DUI-Related	12/30/2022	Vehicle	1999 Chevrolet Lumina	Property Sold	Administrative Forfeiture	450	45	---	405
DUI-Related	10/12/2022	Vehicle	2007 Pontiac G6	Property Sold	Administrative Forfeiture	475	48	---	427
DUI-Related	09/28/2022	Vehicle	2000 Chevrolet Suburban	Property Sold	Administrative Forfeiture	525	53	---	472
DUI-Related	09/28/2022	Vehicle	2000 Chevrolet Silverado	Property Sold	Administrative Forfeiture	575	58	---	517
DUI-Related	10/12/2022	Vehicle	2012 Chrysler 200	Property Sold	Administrative Forfeiture	650	65	---	585
DUI-Related	10/12/2022	Vehicle	2007 Honda Accord	Property Sold	Administrative Forfeiture	750	75	---	675
Controlled Substance	12/27/2022	Vehicle	2008 GMC Envoy XL 4WD	Property Sold	Administrative Forfeiture	775	78	---	697
DUI-Related	09/28/2022	Vehicle	2000 Mercury Sable	Property Sold	Administrative Forfeiture	825	83	---	742
DUI-Related	12/02/2022	Vehicle	2000 Chevrolet Malibu	Property Sold	Administrative Forfeiture	1,000	100	---	900
Controlled Substance	12/30/2022	Vehicle	2007 GMC Yukon 1500 4WD	Property Sold	Administrative Forfeiture	1,000	100	---	900
DUI-Related	10/12/2022	Vehicle	2003 Cadillac Escalade 4WD	Property Sold	Administrative Forfeiture	1,025	103	---	922
DUI-Related	03/17/2022	Vehicle	2017 Nissan Altima	Returned per Agreement	Agreement	1,250	250	---	1,000
DUI-Related	08/22/2022	Vehicle	2022 Lincoln Continental	Returned to Owner	Agreement	1,250	250	---	1,000
DUI-Related	06/01/2022	Vehicle	2012 Chevrolet Traverse FWD	Returned to Lienholder	Administrative Forfeiture	1,250	250	---	1,000
Controlled Substance	04/15/2022	Cash		Cash Forfeiture	Administrative Forfeiture	1,203	---	---	1,203
DUI-Related	12/30/2022	Vehicle	2011 Chevrolet Equinox	Property Sold	Administrative Forfeiture	1,650	165	---	1,485
Controlled Substance	12/31/2022	Cash		Cash Forfeiture	Administrative Forfeiture	2,175	---	---	2,175
DUI-Related	09/28/2022	Vehicle	2011 Toyota Camry	Property Sold	Administrative Forfeiture	3,200	320	---	2,880
DUI-Related	11/29/2022	Vehicle	2011 Dodge Charger	Property Sold	Administrative Forfeiture	4,550	455	---	4,095
Agency Total						\$24,578	\$2,498	\$---	\$22,080

*When expenses exceed the gross amount received, the net proceeds available for distribution are shown as zero.

Table 2A
Property Seized Subject to State Forfeiture - Final Disposition - 2022
Sorted by Agency and Net Proceeds

Entity and Crime	Disposition Date	Type of Property	Property Detail	Disposition of Property	Basis of Disposition	Gross Sales	Expenses Paid	Amount Returned	Net Proceeds*
Grand Rapids Police Department									
Controlled Substance	03/11/2022	Cash		Cash Forfeiture	Administrative Forfeiture	100	---	---	100
Controlled Substance	06/06/2022	Cash		Cash Forfeiture	Administrative Forfeiture	193	---	---	193
Controlled Substance	06/06/2022	Cash		Cash Forfeiture	Administrative Forfeiture	490	---	---	490
Controlled Substance	07/19/2022	Cash		Cash Forfeiture	Administrative Forfeiture	494	---	---	494
Controlled Substance	07/19/2022	Cash		Cash Forfeiture	Administrative Forfeiture	588	---	---	588
Controlled Substance	03/11/2022	Cash		Cash Forfeiture	Administrative Forfeiture	673	---	---	673
Controlled Substance	07/19/2022	Cash		Cash Forfeiture	Administrative Forfeiture	707	---	---	707
Controlled Substance	03/11/2022	Cash		Cash Forfeiture	Administrative Forfeiture	800	---	---	800
Controlled Substance	01/07/2022	Cash		Cash Forfeiture	Administrative Forfeiture	1,563	---	---	1,563
Controlled Substance	12/27/2022	Vehicle	2005 Audi A4 Avant	Property Sold	Administrative Forfeiture	2,100	---	---	2,100
Controlled Substance	03/11/2022	Cash		Cash Forfeiture	Administrative Forfeiture	2,639	---	---	2,639
DUI-Related	12/27/2022	Vehicle	2007 Subaru Legacy Wagon	Property Sold	Administrative Forfeiture	3,700	---	---	3,700
Firearm Possession	12/27/2022	Vehicle	2014 Buick Regal	Property Sold	Administrative Forfeiture	6,200	---	---	6,200
Agency Total						\$20,247	\$---	\$---	\$20,247
Granite Falls Police Department									
Controlled Substance	09/16/2022	Vehicle	2002 Chrysler 300 M	Returned to Owner	Agreement	---	---	---	---
Controlled Substance	09/16/2022	Vehicle	2018 Ram 2500 Pickup	Returned to Owner	Court Ordered Return	---	---	---	---
Controlled Substance	09/16/2022	Cash		Returned to Owner	Court Ordered Return	9,405	---	9,405	---
Agency Total						\$9,405	\$---	\$9,405	\$---
Grant County Sheriff's Office									
DUI-Related	04/04/2022	Vehicle	2005 Toyota Sequoia	Returned per Agreement	Agreement	---	---	---	---
DUI-Related	07/29/2022	Vehicle	2015 Chevrolet Malibu	Returned per Agreement	Agreement	---	175	---	---
Controlled Substance	05/31/2022	Vehicle	2016 Chevrolet Malibu	Returned to Lienholder	Administrative Forfeiture	---	300	---	---
Fleeing a Peace Officer	06/03/2022	Vehicle	2000 BMW 328i	Returned to Owner	Court Ordered Return	---	200	---	---
Controlled Substance	06/14/2022	Vehicle	2014 Chrysler 300 AWD	Returned to Lienholder	Agreement	---	300	---	---
Controlled Substance	07/25/2022	Vehicle	2011 Nissan Altima	Returned to Owner	Agreement	---	150	---	---
DUI-Related	04/08/2022	Vehicle	2003 Ford F350	Property Sold	Administrative Forfeiture	3,100	447	---	2,653
Agency Total						\$3,100	\$1,572	\$---	\$2,653

*When expenses exceed the gross amount received, the net proceeds available for distribution are shown as zero.

Table 2A
Property Seized Subject to State Forfeiture - Final Disposition - 2022
Sorted by Agency and Net Proceeds

Entity and Crime	Disposition Date	Type of Property	Property Detail	Disposition of Property	Basis of Disposition	Gross Sales	Expenses Paid	Amount Returned	Net Proceeds*
Hastings Police Department									
DUI-Related	02/24/2022	Vehicle	2018 Nissan Altima	Returned to Owner	Agreement	---	---	---	---
Fleeing a Peace Officer	03/09/2022	Vehicle	2011 BMW X5	Returned to Owner	Agreement	---	---	---	---
DUI-Related	07/07/2022	Vehicle	2019 Dodge Grand Caravan	Returned to Lienholder	Agreement	---	7	---	---
Fleeing a Peace Officer	03/03/2022	Vehicle	2017 Jeep Grand Cherokee 4WD	Returned to Owner	Agreement	---	---	---	---
DUI-Related	03/21/2022	Vehicle	2009 Chevrolet Impala	Property Sold	Administrative Forfeiture	75	135	---	---
DUI-Related	10/20/2022	Vehicle	1996 Chrysler Town and Country	Property Sold	Administrative Forfeiture	285	315	---	---
DUI-Related	03/14/2022	Motorcycle	1981 Honda RS Style, Unknown	Property Sold	Administrative Forfeiture	499	335	---	164
DUI-Related	03/21/2022	Vehicle	2005 Ford Five Hundred	Property Sold	Administrative Forfeiture	550	340	---	210
DUI-Related	01/10/2022	Vehicle	2004 Hyundai Santa Fe Sport 2WD	Property Sold	Administrative Forfeiture	600	85	---	515
DUI-Related	10/12/2022	Vehicle	2005 Chrysler Town and Country	Property Sold	Administrative Forfeiture	903	85	---	818
DUI-Related	06/30/2022	Vehicle	2007 GMC Envoy 4WD	Property Sold	Administrative Forfeiture	1,400	410	---	990
DUI-Related	10/12/2022	ATV	1997 Polaris Scrambler	Property Sold	Administrative Forfeiture	1,235	12	---	1,223
DUI-Related	06/30/2022	Vehicle	2002 Chevrolet Silverado	Property Sold	Administrative Forfeiture	3,000	465	---	2,535
DUI-Related	05/10/2022	Vehicle	2010 Jeep Liberty 4WD	Property Sold	Administrative Forfeiture	4,798	340	---	4,458
Agency Total						\$13,345	\$2,529	\$---	\$10,913
Henderson Police Department									
DUI-Related	12/21/2022	Motorcycle	2006 Harley-Davidson Electra Glide	Property Sold	Administrative Forfeiture	6,001	1,213	---	4,788
Agency Total						\$6,001	\$1,213	\$---	\$4,788
Hennepin County Sheriff's Office									
DUI-Related	04/04/2022	Vehicle	2015 Toyota Tacoma	Returned to Lienholder	Agreement	---	---	---	---
DUI-Related	10/12/2022	Vehicle	2014 BMW X5	Returned to Lienholder	Agreement	---	---	---	---
DUI-Related	12/12/2022	Vehicle	2015 Ford Escape	Returned to Owner	Agreement	---	---	---	---
DUI-Related	03/24/2022	Vehicle	2007 Honda Odyssey	Returned to Owner	Agreement	1,000	---	---	1,000
Agency Total						\$1,000	\$---	\$---	\$1,000
Hennepin County Violent Offenders Task Force									
Controlled Substance	08/10/2022	Vehicle	2019 Chevrolet Equinox	Returned to Lienholder	Agreement	---	---	---	---
Controlled Substance	07/25/2022	Firearm	CZ-USA - 9 Millimeter - Pistol	Retained for Destruction	Administrative Forfeiture	---	---	---	---
Controlled Substance	07/18/2022	Firearm	Glock - 0.4 Caliber - Pistol	Retained for Destruction	Administrative Forfeiture	---	---	---	---
Controlled Substance	05/18/2022	Firearm	Glock - 9 Millimeter - Pistol	Property Retained	Agreement	---	---	---	---
Controlled Substance	06/10/2022	Firearm	Smith and Wesson - 9 Millimeter - Pistol	Retained for Destruction	Administrative Forfeiture	---	---	---	---
Controlled Substance	06/10/2022	Firearm	Sig Sauer - 9 Millimeter - Pistol	Retained for Destruction	Administrative Forfeiture	---	---	---	---
Controlled Substance	06/10/2022	Firearm	Savage - 0.22 Caliber - Rifle	Retained for Destruction	Administrative Forfeiture	---	---	---	---

*When expenses exceed the gross amount received, the net proceeds available for distribution are shown as zero.

Table 2A
Property Seized Subject to State Forfeiture - Final Disposition - 2022
Sorted by Agency and Net Proceeds

Entity and Crime	Disposition Date	Type of Property	Property Detail	Disposition of Property	Basis of Disposition	Gross Sales	Expenses Paid	Amount Returned	Net Proceeds*
Hennepin County Violent Offenders Task Force (Continued)									
Controlled Substance	11/08/2022	Firearm	Glock - 9 Millimeter - Pistol	Retained for Destruction	Administrative Forfeiture	---	---	---	---
Controlled Substance	11/08/2022	Firearm	Walther - 0.22 Caliber - Pistol	Retained for Destruction	Administrative Forfeiture	---	---	---	---
Controlled Substance	08/19/2022	Firearm	Springfield - 0.4 Caliber - Pistol	Retained for Destruction	Administrative Forfeiture	---	---	---	---
Controlled Substance	08/19/2022	Firearm	Ruger - 0.22 Caliber - Rifle	Retained for Destruction	Administrative Forfeiture	---	---	---	---
Controlled Substance	08/19/2022	Firearm	Ruger - 0.38 Caliber - Pistol	Retained for Destruction	Administrative Forfeiture	---	---	---	---
Controlled Substance	08/04/2022	Firearm	Ruger - 9 Millimeter - Pistol	Retained for Destruction	Administrative Forfeiture	---	---	---	---
Controlled Substance	08/19/2022	Firearm	Springfield - 0.4 Caliber - Pistol	Retained for Destruction	Administrative Forfeiture	---	---	---	---
Controlled Substance	08/19/2022	Firearm	Century Arms - 9 Millimeter - Pistol	Retained for Destruction	Administrative Forfeiture	---	---	---	---
Controlled Substance	08/19/2022	Firearm	Springfield - 9 Millimeter - Pistol	Retained for Destruction	Administrative Forfeiture	---	---	---	---
Controlled Substance	09/14/2022	Firearm	Springfield - 0.45 Caliber - Pistol	Retained for Destruction	Administrative Forfeiture	---	---	---	---
Controlled Substance	08/04/2022	Firearm	Glock - 9 Millimeter - Pistol	Returned to Owner	Agreement	---	---	---	---
Controlled Substance	08/19/2022	Firearm	Glock - 9 Millimeter - Pistol	Retained for Destruction	Administrative Forfeiture	---	---	---	---
Controlled Substance	11/08/2022	Firearm	Springfield - 9 Millimeter - Pistol	Retained for Destruction	Administrative Forfeiture	---	---	---	---
Controlled Substance	09/26/2022	Firearm	Glock - 0.38 Caliber - Pistol	Property Retained	Agreement	---	---	---	---
Controlled Substance	09/26/2022	Firearm	Glock - 0.4 Caliber - Pistol	Property Retained	Agreement	---	---	---	---
Controlled Substance	03/24/2022	Cash		Returned to Owner	Agreement	1,780	---	1,780	---
Controlled Substance	08/01/2022	Cash		Returned to Owner	Agreement	2,710	---	2,710	---
Controlled Substance	03/09/2022	Cash		Returned to Owner	Agreement	2,810	---	2,810	---
Controlled Substance	03/24/2022	Cash		Returned to Owner	Agreement	4,035	---	4,035	---
Controlled Substance	05/09/2022	Cash		Returned to Owner	Agreement	4,221	---	4,221	---
Controlled Substance	08/15/2022	Cash		Returned to Owner	Agreement	5,173	---	5,173	---
Controlled Substance	02/28/2022	Cash		Returned to Owner	Agreement	9,980	---	9,980	---
Controlled Substance	03/09/2022	Cash		Returned to Owner	Agreement	20,071	---	20,071	---
Controlled Substance	09/22/2022	Cash		Returned to Owner	Agreement	29,088	---	29,088	---
Controlled Substance	07/14/2022	Cash		Returned to Owner	Agreement	33,405	---	33,405	---
Controlled Substance	11/28/2022	Cash		Cash Forfeiture	Judicial Forfeiture	760	---	---	760
Controlled Substance	07/18/2022	Cash		Cash Forfeiture	Administrative Forfeiture	1,080	---	---	1,080
Controlled Substance	07/18/2022	Cash		Cash Forfeiture	Administrative Forfeiture	1,160	---	---	1,160
Controlled Substance	07/29/2022	Cash		Cash Forfeiture	Administrative Forfeiture	1,533	---	---	1,533
Controlled Substance	09/14/2022	Cash		Cash Forfeiture	Administrative Forfeiture	1,795	---	---	1,795
Controlled Substance	07/25/2022	Cash		Cash Forfeiture	Administrative Forfeiture	1,910	---	---	1,910
Controlled Substance	07/18/2022	Cash		Cash Forfeiture	Administrative Forfeiture	1,980	---	---	1,980
Controlled Substance	06/10/2022	Cash		Cash Forfeiture	Administrative Forfeiture	2,000	---	---	2,000
Controlled Substance	07/25/2022	Cash		Cash Forfeiture	Administrative Forfeiture	2,494	---	---	2,494

*When expenses exceed the gross amount received, the net proceeds available for distribution are shown as zero.

Table 2A
Property Seized Subject to State Forfeiture - Final Disposition - 2022
Sorted by Agency and Net Proceeds

Entity and Crime	Disposition Date	Type of Property	Property Detail	Disposition of Property	Basis of Disposition	Gross Sales	Expenses Paid	Amount Returned	Net Proceeds*
Hennepin County Violent Offenders Task Force (Continued)									
Controlled Substance	08/19/2022	Cash		Cash Forfeiture	Administrative Forfeiture	2,558	---	---	2,558
Controlled Substance	08/19/2022	Cash		Cash Forfeiture	Administrative Forfeiture	2,840	---	---	2,840
Controlled Substance	08/19/2022	Cash		Cash Forfeiture	Administrative Forfeiture	3,254	---	---	3,254
Controlled Substance	09/12/2022	Cash		Cash Forfeiture	Agreement	3,788	---	400	3,388
Controlled Substance	12/05/2022	Cash		Cash Forfeiture	Administrative Forfeiture	3,590	---	---	3,590
Controlled Substance	11/08/2022	Cash		Cash Forfeiture	Administrative Forfeiture	4,160	---	---	4,160
Controlled Substance	07/25/2022	Cash		Cash Forfeiture	Administrative Forfeiture	4,400	---	---	4,400
Controlled Substance	08/19/2022	Cash		Cash Forfeiture	Administrative Forfeiture	5,030	---	---	5,030
Controlled Substance	07/28/2022	Cash		Cash Forfeiture	Agreement	7,630	---	---	7,630
Controlled Substance	08/19/2022	Cash		Cash Forfeiture	Administrative Forfeiture	10,020	---	---	10,020
Agency Total						\$175,255	\$---	\$113,673	\$61,582
Hermantown Police Department									
DUI-Related	10/06/2022	Vehicle	1996 Dodge Ram	Salvage Yard	Administrative Forfeiture	---	65	---	---
DUI-Related	10/06/2022	Vehicle	2000 Dodge Caravan	Salvage Yard	Administrative Forfeiture	---	---	---	---
DUI-Related	10/06/2022	Vehicle	2001 Dodge Ram	Salvage Yard	Administrative Forfeiture	---	---	---	---
DUI-Related	10/06/2022	Vehicle	1994 Chevrolet S10 Pickup 4WD	Salvage Yard	Administrative Forfeiture	---	65	---	---
DUI-Related	10/06/2022	Vehicle	1996 Lincoln Continental	Salvage Yard	Administrative Forfeiture	---	69	---	---
DUI-Related	10/06/2022	Vehicle	2003 Mazda Protege/Protege 5	Salvage Yard	Administrative Forfeiture	---	65	---	---
DUI-Related	10/06/2022	Vehicle	2001 Dodge Dakota Pickup 4WD	Salvage Yard	Administrative Forfeiture	---	85	---	---
DUI-Related	10/06/2022	Vehicle	1994 Ford F150	Salvage Yard	Administrative Forfeiture	---	---	---	---
DUI-Related	10/06/2022	Vehicle	1999 Ford Windstar	Salvage Yard	Administrative Forfeiture	---	65	---	---
DUI-Related	06/03/2022	Vehicle	2004 Pontiac Grand Am	Returned to Owner	Agreement	65	65	---	---
DUI-Related	05/05/2022	Vehicle	2008 Saturn Aura	Returned to Owner	Agreement	420	420	---	---
Controlled Substance	04/13/2022	Cash		Returned to Owner	Agreement	780	---	780	---
Agency Total						\$1,265	\$899	\$780	\$---
Hibbing Police Department									
DUI-Related	10/27/2022	Vehicle	2000 Mercury Grand Marquis	Salvage Yard	Administrative Forfeiture	---	75	---	---
Controlled Substance	01/26/2022	Cash		Cash Forfeiture	Administrative Forfeiture	1,287	---	---	1,287
Controlled Substance	08/02/2022	Cash		Cash Forfeiture	Administrative Forfeiture	2,302	---	---	2,302
DUI-Related	04/01/2022	ATV	2009 Polaris Ranger	Property Sold	Administrative Forfeiture	2,400	---	---	2,400
Agency Total						\$5,989	\$75	\$---	\$5,989

*When expenses exceed the gross amount received, the net proceeds available for distribution are shown as zero.

Table 2A
Property Seized Subject to State Forfeiture - Final Disposition - 2022
Sorted by Agency and Net Proceeds

Entity and Crime	Disposition Date	Type of Property	Property Detail	Disposition of Property	Basis of Disposition	Gross Sales	Expenses Paid	Amount Returned	Net Proceeds*
Hopkins Police Department									
DUI-Related	02/11/2022	Vehicle	2013 Mini Cooper S	Returned to Owner	Agreement	---	---	---	---
Fleeing a Peace Officer	02/28/2022	Vehicle	2012 Volkswagen CC	Returned to Owner	Agreement	---	129	---	---
DUI-Related	08/10/2022	Vehicle	2004 GMC Yukon 1500 4WD	Returned to Owner	Agreement	---	---	---	---
Fleeing a Peace Officer	08/31/2022	Vehicle	2006 Honda Civic 4Dr	Returned to Owner	Agreement	---	---	---	---
DUI-Related	12/27/2022	Vehicle	2007 Ford F150	Returned to Owner	Agreement	125	125	---	---
DUI-Related	08/17/2022	Vehicle	2015 Land Rover Discovery Sport	Returned to Owner	Agreement	125	125	---	---
DUI-Related	11/01/2022	Vehicle	2007 Lexus ES 350	Returned to Owner	Agreement	133	133	---	---
DUI-Related	09/14/2022	Vehicle	1986 Cadillac DeVille	Property Sold	Administrative Forfeiture	800	435	---	365
DUI-Related	05/02/2022	Vehicle	2013 Nissan Murano	Returned to Lienholder	Administrative Forfeiture	500	4	---	496
DUI-Related	09/29/2022	Vehicle	2004 Nissan Murano	Property Sold	Administrative Forfeiture	900	393	---	507
DUI-Related	09/14/2022	Vehicle	2004 Ford F150	Property Sold	Administrative Forfeiture	1,400	680	---	720
DUI-Related	10/17/2022	Vehicle	2006 Chevrolet TrailBlazer	Returned to Owner	Agreement	1,125	129	---	996
DUI-Related	09/14/2022	Vehicle	2006 Volvo XC 70 AWD	Property Sold	Administrative Forfeiture	1,600	235	---	1,365
DUI-Related	09/14/2022	Vehicle	2006 Chevrolet TrailBlazer	Property Sold	Administrative Forfeiture	2,000	325	---	1,675
DUI-Related	09/14/2022	Vehicle	2009 Toyota Camry	Property Sold	Administrative Forfeiture	2,200	365	---	1,835
DUI-Related	09/14/2022	Vehicle	2010 Subaru Forester AWD	Property Sold	Administrative Forfeiture	2,600	275	---	2,325
DUI-Related	09/14/2022	Vehicle	2009 Honda Civic	Property Sold	Administrative Forfeiture	2,800	360	---	2,440
DUI-Related	09/14/2022	Vehicle	2013 Volkswagen Jetta	Property Sold	Administrative Forfeiture	5,000	545	---	4,455
Agency Total						\$21,308	\$4,258	\$---	\$17,179
Houston County Sheriff's Office									
DUI-Related	08/22/2022	Vehicle	2010 Chevrolet HHR FWD	Salvage Yard	Administrative Forfeiture	350	350	---	---
DUI-Related	01/27/2022	Vehicle	2011 GMC Acadia AWD	Returned to Lienholder	Administrative Forfeiture	450	450	---	---
DUI-Related	09/30/2022	ATV	2001 Yamaha Kodiak 400 YFM400A	Property Sold	Administrative Forfeiture	1,200	347	---	853
DUI-Related	09/30/2022	Vehicle	2012 Honda Accord	Property Sold	Administrative Forfeiture	3,250	1,398	---	1,852
DUI-Related	09/30/2022	Vehicle	2008 Jeep Grand Cherokee 4WD	Property Sold	Administrative Forfeiture	5,325	2,126	---	3,199
Agency Total						\$10,575	\$4,671	\$---	\$5,904
Howard Lake Police Department									
Controlled Substance	02/25/2022	Cash		Cash Forfeiture	Administrative Forfeiture	9,375	---	---	9,375
Agency Total						\$9,375	\$---	\$---	\$9,375
Hubbard County Sheriff's Office									
DUI-Related	11/10/2022	Vehicle	2007 Chevrolet Avalanche	Returned to Owner	Agreement	---	---	---	---
DUI-Related	11/08/2022	Vehicle	2003 Honda Accord	Property Sold	Administrative Forfeiture	135	316	---	---

*When expenses exceed the gross amount received, the net proceeds available for distribution are shown as zero.

Table 2A
Property Seized Subject to State Forfeiture - Final Disposition - 2022
Sorted by Agency and Net Proceeds

Entity and Crime	Disposition Date	Type of Property	Property Detail	Disposition of Property	Basis of Disposition	Gross Sales	Expenses Paid	Amount Returned	Net Proceeds*
Hubbard County Sheriff's Office (Continued)									
DUI-Related	03/16/2022	Vehicle	1997 Lexus LS 400	Returned per Agreement	Agreement	200	200	---	---
DUI-Related	03/25/2022	Vehicle	2011 Chevrolet Tahoe	Returned per Agreement	Agreement	215	215	---	---
DUI-Related	02/25/2022	Vehicle	2014 Ford F250	Returned to Owner	Agreement	247	247	---	---
DUI-Related	04/11/2022	Vehicle	2002 Pontiac Grand Prix	Property Sold	Administrative Forfeiture	280	385	---	---
DUI-Related	04/11/2022	Vehicle	1994 Infiniti G20	Property Sold	Administrative Forfeiture	280	348	---	---
Controlled Substance	10/25/2022	Vehicle	2002 Buick LeSabre	Property Sold	Administrative Forfeiture	285	379	---	---
Controlled Substance	08/09/2022	Cash		Returned to Owner	Agreement	286	---	286	---
DUI-Related	01/19/2022	Vehicle	2008 Ford Escape	Returned per Agreement	Agreement	295	295	---	---
DUI-Related	05/09/2022	Vehicle	2011 Honda Accord	Returned to Owner	Agreement	299	299	---	---
DUI-Related	01/17/2022	Vehicle	2004 Buick Regal	Property Sold	Administrative Forfeiture	327	449	---	---
Fleeing a Peace Officer	07/08/2022	ATV	2017 Polaris RZR	Returned to Owner	Agreement	485	485	---	---
DUI-Related	01/24/2022	Vehicle	2001 Ford Windstar	Property Sold	Administrative Forfeiture	485	567	---	---
Fleeing a Peace Officer	10/19/2022	Motorcycle	2007 Yamaha XS1100	Returned to Owner	Agreement	490	490	---	---
Fleeing a Peace Officer	02/16/2022	Vehicle	2019 Honda Ridgeline Truck 4WD	Returned to Owner	Judicial Forfeiture	500	500	---	---
Controlled Substance	05/12/2022	Vehicle	2013 Chevrolet Suburban	Returned to Owner	Agreement	510	510	---	---
Controlled Substance	05/04/2022	Vehicle	2005 Dodge Magnum	Returned to Owner	Agreement	522	522	---	---
Controlled Substance	03/24/2022	Vehicle	2001 Chevrolet Impala	Returned to Owner	Agreement	527	527	---	---
DUI-Related	06/28/2022	Vehicle	2011 Ford Fusion	Returned to Lienholder	Administrative Forfeiture	543	543	---	---
DUI-Related	07/07/2022	Vehicle	2003 Oldsmobile Bravada	Returned to Owner	Agreement	544	544	---	---
Controlled Substance	11/29/2022	Vehicle	2012 Dodge Charger	Returned to Lienholder	Agreement	605	605	---	---
DUI-Related	05/03/2022	Vehicle	1997 Dodge Ram	Returned to Owner	Agreement	652	652	---	---
Controlled Substance	02/25/2022	Cash		Returned to Owner	Agreement	871	---	871	---
DUI-Related	03/28/2022	Vehicle	2005 Chevrolet Impala	Property Sold	Administrative Forfeiture	149	139	---	10
DUI-Related	05/06/2022	Vehicle	1988 Ford F150	Property Sold	Administrative Forfeiture	525	381	---	144
Controlled Substance	05/09/2022	Vehicle	2000 Ford Taurus	Property Sold	Administrative Forfeiture	750	520	---	230
DUI-Related	03/04/2022	Vehicle	2004 Chrysler Sebring 4 Door	Property Sold	Administrative Forfeiture	624	391	---	233
Controlled Substance	05/02/2022	Cash		Cash Forfeiture	Administrative Forfeiture	241	---	---	241
DUI-Related	05/06/2022	Vehicle	2000 Honda Civic	Property Sold	Administrative Forfeiture	429	185	---	244
DUI-Related	05/06/2022	Vehicle	1998 Ford F150	Property Sold	Administrative Forfeiture	650	385	---	265
DUI-Related	11/08/2022	Vehicle	1998 Ford F150	Property Sold	Administrative Forfeiture	375	77	---	298
Controlled Substance	05/09/2022	Vehicle	1997 Dodge Grand Caravan	Property Sold	Administrative Forfeiture	435	67	---	368
DUI-Related	05/06/2022	Vehicle	1999 Acura 3.5RL	Property Sold	Administrative Forfeiture	551	156	---	395
Controlled Substance	11/08/2022	Cash		Cash Forfeiture	Administrative Forfeiture	406	---	---	406
DUI-Related	03/28/2022	Vehicle	1999 Mercury Mountaineer	Property Sold	Administrative Forfeiture	1,125	406	---	719

*When expenses exceed the gross amount received, the net proceeds available for distribution are shown as zero.

Table 2A
Property Seized Subject to State Forfeiture - Final Disposition - 2022
Sorted by Agency and Net Proceeds

Entity and Crime	Disposition Date	Type of Property	Property Detail	Disposition of Property	Basis of Disposition	Gross Sales	Expenses Paid	Amount Returned	Net Proceeds*
Hubbard County Sheriff's Office (Continued)									
Controlled Substance	12/27/2022	Cash		Cash Forfeiture	Administrative Forfeiture	900	---	---	900
Controlled Substance	04/25/2022	Cash		Cash Forfeiture	Administrative Forfeiture	1,061	---	---	1,061
Controlled Substance	03/28/2022	Cash		Cash Forfeiture	Administrative Forfeiture	1,094	---	---	1,094
Controlled Substance	03/28/2022	Vehicle	2000 Chevrolet K2500	Property Sold	Administrative Forfeiture	1,325	145	---	1,180
Controlled Substance	12/27/2022	Cash		Cash Forfeiture	Administrative Forfeiture	1,389	---	---	1,389
DUI-Related	01/28/2022	Snowmobile	2003 Ski-Doo MXZ 800	Property Sold	Administrative Forfeiture	1,576	146	---	1,430
DUI-Related	05/06/2022	Vehicle	2001 Ford F250	Property Sold	Administrative Forfeiture	1,625	169	---	1,456
Controlled Substance	03/04/2022	Cash		Cash Forfeiture	Administrative Forfeiture	2,000	---	---	2,000
DUI-Related	03/28/2022	Vehicle	2005 Dodge Ram	Property Sold	Administrative Forfeiture	2,600	531	---	2,069
Controlled Substance	12/27/2022	Cash		Cash Forfeiture	Administrative Forfeiture	2,631	---	---	2,631
Controlled Substance	03/28/2022	Vehicle	2007 Chevrolet Impala	Property Sold	Administrative Forfeiture	3,500	626	---	2,874
Controlled Substance	05/05/2022	Cash		Cash Forfeiture	Administrative Forfeiture	3,090	---	---	3,090
DUI-Related	05/06/2022	Vehicle	2004 Chevrolet Silverado	Property Sold	Administrative Forfeiture	3,408	298	---	3,110
Controlled Substance	11/08/2022	Cash		Cash Forfeiture	Administrative Forfeiture	12,727	---	6,000	6,727
Controlled Substance	12/27/2022	Cash		Cash Forfeiture	Administrative Forfeiture	7,210	---	---	7,210
Agency Total						\$61,979	\$13,700	\$7,157	\$41,774
International Falls Police Department									
DUI-Related	11/08/2022	Vehicle	1999 Oldsmobile Intrigue	Returned to Owner	Agreement	---	---	---	---
Controlled Substance	09/12/2022	Vehicle	2008 GMC Yukon 1500 AWD	Returned to Owner	Agreement	---	---	---	---
Controlled Substance	03/10/2022	Firearm	Other - 9 Millimeter - Pistol	Property Sold	Administrative Forfeiture	220	49	---	171
Agency Total						\$220	\$49	\$---	\$171
Inver Grove Heights Public Safety Department									
1st Degree Murder	12/13/2022	Vehicle	2011 Jeep Wrangler Unlimited 4WD	Property Retained	Judicial Forfeiture	---	120	---	---
DUI-Related	01/18/2022	Vehicle	1998 Mercedes-Benz E320 4Matic	Property Sold	Administrative Forfeiture	400	162	---	238
DUI-Related	01/18/2022	Vehicle	2001 Chevrolet Suburban	Property Sold	Administrative Forfeiture	400	162	---	238
DUI-Related	01/18/2022	Vehicle	2001 Chevrolet Tahoe	Property Sold	Administrative Forfeiture	450	182	---	268
DUI-Related	05/25/2022	Vehicle	2001 Chevrolet Silverado	Property Sold	Administrative Forfeiture	550	250	---	300
DUI-Related	05/25/2022	ATV	2015 Coolster Mountopz	Property Sold	Administrative Forfeiture	375	56	---	319
DUI-Related	01/18/2022	Vehicle	2005 Nissan Maxima	Property Sold	Administrative Forfeiture	375	56	---	319
Controlled Substance	11/17/2022	Vehicle	2015 Chrysler 200	Property Sold	Administrative Forfeiture	3,400	1,655	---	1,745
Agency Total						\$5,950	\$2,643	\$---	\$3,427

*When expenses exceed the gross amount received, the net proceeds available for distribution are shown as zero.

Table 2A
Property Seized Subject to State Forfeiture - Final Disposition - 2022
Sorted by Agency and Net Proceeds

Entity and Crime	Disposition Date	Type of Property	Property Detail	Disposition of Property	Basis of Disposition	Gross Sales	Expenses Paid	Amount Returned	Net Proceeds*
Isanti County Sheriff's Office									
DUI-Related	10/13/2022	Vehicle	2003 Dodge Dakota Pickup 4WD	Salvage Yard	Administrative Forfeiture	325	300	---	25
Agency Total						\$325	\$300	\$---	\$25
Isanti Police Department									
DUI-Related	01/01/2022	Vehicle	2008 Chappy Motorcycle	Returned to Owner	Agreement	---	---	---	---
DUI-Related	09/01/2022	Vehicle	2005 Chevrolet Malibu	Property Sold	Administrative Forfeiture	300	2,356	---	---
Controlled Substance	09/01/2022	Vehicle	1998 Dodge Caravan	Property Sold	Administrative Forfeiture	383	3,022	---	---
DUI-Related	09/01/2022	Vehicle	1999 Chevrolet Prizm	Property Sold	Administrative Forfeiture	652	1,327	---	---
Agency Total						\$1,335	\$6,705	\$---	\$---
Isle Police Department									
Firearm Possession	05/22/2022	Firearm	Sig Sauer - 9 Millimeter - Pistol	Property Sold	Administrative Forfeiture	350	---	---	350
DUI-Related	09/15/2022	Vehicle	2018 Hyundai TCN	Property Sold	Administrative Forfeiture	4,000	200	---	3,800
DUI-Related	05/12/2022	Vehicle	2009 Chevrolet Tahoe	Property Sold	Administrative Forfeiture	5,000	200	---	4,800
Agency Total						\$9,350	\$400	\$---	\$8,950
Itasca County Sheriff's Office									
DUI-Related	12/27/2022	Coin Collection		Property Sold	Administrative Forfeiture	7	---	---	7
2nd Degree Assault	05/15/2022	Firearm	Unknown - 9 Millimeter - Pistol	Property Sold	Summary Forfeiture	356	184	---	172
Controlled Substance	04/25/2022	Cash		Cash Forfeiture	Administrative Forfeiture	400	---	---	400
Controlled Substance	02/15/2022	Cash		Cash Forfeiture	Administrative Forfeiture	415	---	---	415
Controlled Substance	02/15/2022	Cash		Cash Forfeiture	Administrative Forfeiture	450	---	---	450
Fleeing a Peace Officer	03/16/2022	Vehicle	2014 Ford Explorer	Returned to Lienholder	Administrative Forfeiture	715	215	---	500
Controlled Substance	04/25/2022	Cash		Cash Forfeiture	Administrative Forfeiture	700	---	---	700
Controlled Substance	06/06/2022	Cash		Cash Forfeiture	Administrative Forfeiture	748	---	---	748
Controlled Substance	04/24/2022	Cash		Cash Forfeiture	Administrative Forfeiture	1,387	---	---	1,387
DUI-Related	11/08/2022	Vehicle	2003 Toyota Camry	Property Sold	Administrative Forfeiture	1,800	27	---	1,773
Controlled Substance	04/24/2022	Cash		Cash Forfeiture	Administrative Forfeiture	1,915	---	---	1,915
DUI-Related	11/08/2022	Vehicle	2007 Subaru Legacy/Outback AWD	Property Sold	Judicial Forfeiture	3,300	27	---	3,273
Vehicular Homicide	11/08/2022	Vehicle	2002 Chevrolet Silverado	Property Sold	Administrative Forfeiture	6,251	27	---	6,224
Controlled Substance	07/19/2022	Cash		Cash Forfeiture	Administrative Forfeiture	10,010	---	---	10,010
Agency Total						\$28,454	\$480	\$---	\$27,974

*When expenses exceed the gross amount received, the net proceeds available for distribution are shown as zero.

Table 2A
Property Seized Subject to State Forfeiture - Final Disposition - 2022
Sorted by Agency and Net Proceeds

Entity and Crime	Disposition Date	Type of Property	Property Detail	Disposition of Property	Basis of Disposition	Gross Sales	Expenses Paid	Amount Returned	Net Proceeds*
Jackson County Sheriff's Office									
Controlled Substance	02/23/2022	Cash		Cash Forfeiture	Administrative Forfeiture	680	---	---	680
Controlled Substance	06/20/2022	Cash		Cash Forfeiture	Administrative Forfeiture	866	---	---	866
DUI-Related	03/02/2022	Vehicle	2012 Toyota Prius	Returned to Owner	Agreement	3,359	359	---	3,000
Agency Total						\$4,905	\$359	\$---	\$4,546
Janesville Police Department									
Fleeing a Peace Officer	11/19/2022	Vehicle	1993 Nissan Sentra	Salvage Yard	Judicial Forfeiture	250	250	---	---
Controlled Substance	07/19/2022	Vehicle	1998 Buick Somerset/Skylark	Salvage Yard	Administrative Forfeiture	350	350	---	---
DUI-Related	07/19/2022	Vehicle	2000 Honda CR-V 2WD	Salvage Yard	Administrative Forfeiture	400	400	---	---
Controlled Substance	07/19/2022	Vehicle	1999 Jeep Grand Cherokee 4WD	Salvage Yard	Administrative Forfeiture	450	450	---	---
Controlled Substance	07/19/2022	Vehicle	1997 Chevrolet Express	Salvage Yard	Administrative Forfeiture	500	500	---	---
DUI-Related	07/19/2022	Vehicle	1999 Chevrolet C1500	Salvage Yard	Administrative Forfeiture	550	550	---	---
Agency Total						\$2,500	\$2,500	\$---	\$---

*When expenses exceed the gross amount received, the net proceeds available for distribution are shown as zero.

Table 2A
Property Seized Subject to State Forfeiture - Final Disposition - 2022
Sorted by Agency and Net Proceeds

Entity and Crime	Disposition Date	Type of Property	Property Detail	Disposition of Property	Basis of Disposition	Gross Sales	Expenses Paid	Amount Returned	Net Proceeds*
Jordan Police Department									
Controlled Substance	03/18/2022	Vehicle	1994 Chevrolet Silverado	Salvage Yard	Administrative Forfeiture	---	277	---	---
Controlled Substance	03/18/2022	Vehicle	2000 Pontiac Sunfire	Salvage Yard	Administrative Forfeiture	---	277	---	---
Controlled Substance	12/15/2022	Firearm	Smith and Wesson - 0.38 Caliber - Revolver	Property Destroyed	Administrative Forfeiture	---	---	---	---
Solicitation of Children	10/26/2022	Vehicle	1996 Oldsmobile Ninety-Eight II	Property Sold	Administrative Forfeiture	16	527	---	---
DUI-Related	10/26/2022	Vehicle	1998 Buick LeSabre	Property Sold	Administrative Forfeiture	16	527	---	---
Controlled Substance	01/18/2022	Vehicle	2003 Dodge Grand Caravan	Property Sold	Administrative Forfeiture	43	277	---	---
DUI-Related	06/16/2022	Vehicle	2001 Honda Accord	Property Sold	Agreement	61	500	---	---
DUI-Related	01/18/2022	Vehicle	2001 Buick Century	Property Sold	Administrative Forfeiture	96	277	---	---
DUI-Related	10/13/2022	Vehicle	2007 Ford Escape	Property Sold	Administrative Forfeiture	241	527	---	---
Controlled Substance	12/15/2022	Cash		Cash Forfeiture	Administrative Forfeiture	75	---	---	75
DUI-Related	10/14/2022	Vehicle	2005 Ford F150	Property Sold	Administrative Forfeiture	691	527	---	164
Controlled Substance	11/22/2022	Cash		Cash Forfeiture	Administrative Forfeiture	296	---	---	296
DUI-Related	09/28/2022	Vehicle	2019 Ram 2500	Returned to Lienholder	Administrative Forfeiture	500	150	---	350
Controlled Substance	10/13/2022	Vehicle	2007 Chevrolet Silverado	Property Sold	Administrative Forfeiture	911	527	---	384
Controlled Substance	06/16/2022	Cash		Cash Forfeiture	Administrative Forfeiture	487	---	---	487
3rd Degree Sexual Conduct	04/01/2022	Vehicle	2014 Ford F150	Returned to Lienholder	Agreement	500	---	---	500
DUI-Related	11/22/2022	Vehicle	2017 GMC Terrain AWD	Returned to Owner	Agreement	500	---	---	500
Controlled Substance	06/16/2022	Vehicle	2013 Nissan Altima	Returned to Owner	Agreement	500	---	---	500
Controlled Substance	12/15/2022	Vehicle	2020 Mitsubishi Eclipse	Returned to Lienholder	Administrative Forfeiture	500	---	---	500
DUI-Related	03/17/2022	Vehicle	2014 Ram 1500 4WD	Returned per Agreement	Agreement	500	---	---	500
DUI-Related	05/13/2022	Vehicle	2005 GMC Envoy 4WD	Property Sold	Administrative Forfeiture	1,616	527	---	1,089
Controlled Substance	10/13/2022	Vehicle	2012 Kia Forte	Property Sold	Administrative Forfeiture	1,666	437	---	1,229
Controlled Substance	05/16/2022	Vehicle	2002 Nissan Altima	Property Sold	Administrative Forfeiture	1,746	500	---	1,246
Controlled Substance	04/01/2022	Cash		Cash Forfeiture	Administrative Forfeiture	2,705	---	---	2,705
Controlled Substance	01/07/2022	Vehicle	2000 Toyota 4Runner	Property Sold	Administrative Forfeiture	3,576	277	---	3,299
Agency Total						\$17,242	\$6,134	\$---	\$13,824

*When expenses exceed the gross amount received, the net proceeds available for distribution are shown as zero.

Table 2A
Property Seized Subject to State Forfeiture - Final Disposition - 2022
Sorted by Agency and Net Proceeds

Entity and Crime	Disposition Date	Type of Property	Property Detail	Disposition of Property	Basis of Disposition	Gross Sales	Expenses Paid	Amount Returned	Net Proceeds*
Kanabec County Sheriff's Office									
DUI-Related	11/14/2022	ATV	2022 Can-Am Outlander 850 4x4 DPS	Returned to Owner	Judicial Forfeiture	---	---	---	---
DUI-Related	06/27/2022	Vehicle	2006 Hyundai Elantra	Returned to Owner	Administrative Forfeiture	---	---	---	---
Fleeing a Peace Officer	08/31/2022	Vehicle	2000 Cadillac Seville	Salvage Yard	Judicial Forfeiture	---	---	---	---
Controlled Substance	11/07/2022	Vehicle	2004 Cadillac DeVille	Returned to Owner	Administrative Forfeiture	---	---	---	---
Controlled Substance	11/25/2022	Vehicle	1999 Buick Park Avenue	Salvage Yard	Administrative Forfeiture	---	---	---	---
Fleeing a Peace Officer	11/22/2022	Vehicle	2001 Dodge Ram	Returned to Owner	Judicial Forfeiture	---	---	---	---
DUI-Related	04/06/2022	Vehicle	2016 Chevrolet Silverado	Returned to Owner	Administrative Forfeiture	---	590	---	---
Burglary	03/18/2022	Vehicle	2003 Dodge Grand Caravan	Property Abandoned	Judicial Forfeiture	---	---	---	---
Controlled Substance	06/03/2022	Vehicle	1989 General Motors GM4	Salvage Yard	Administrative Forfeiture	---	---	---	---
Controlled Substance	08/01/2022	Vehicle	1999 Acura 3.2TL	Salvage Yard	Administrative Forfeiture	---	---	---	---
Burglary	03/18/2022	Vehicle	2000 BMW 5 Series	Returned to Owner	Judicial Forfeiture	---	---	---	---
Controlled Substance	02/12/2022	Vehicle	2014 Dodge Caravan	Returned to Owner	Administrative Forfeiture	---	---	---	---
DUI-Related	09/30/2022	Vehicle	2018 Jeep Renegade 4WD	Returned to Owner	Administrative Forfeiture	---	---	---	---
Controlled Substance	03/23/2022	Vehicle	2013 Cadillac CTS	Returned to Owner	Administrative Forfeiture	---	---	---	---
Controlled Substance	02/14/2022	Vehicle	1998 Buick LeSabre	Salvage Yard	Administrative Forfeiture	---	---	---	---
Burglary	01/18/2022	Vehicle	2004 Ford F150	Returned to Owner	Judicial Forfeiture	---	---	---	---
Fleeing a Peace Officer	08/19/2022	Vehicle	1997 Honda Accord	Salvage Yard	Judicial Forfeiture	---	---	---	---
Fleeing a Peace Officer	10/10/2022	Vehicle	2003 Chevrolet Lumina/Monte Carlo	Salvage Yard	Judicial Forfeiture	---	---	---	---
DUI-Related	05/25/2022	Vehicle	2001 Mazda Tribute 4WD	Property Sold	Administrative Forfeiture	200	149	---	51
Controlled Substance	01/21/2022	Vehicle	1997 Dodge Ram	Property Sold	Administrative Forfeiture	300	249	---	51
Controlled Substance	01/26/2022	Vehicle	2001 Buick Century	Salvage Yard	Administrative Forfeiture	250	149	---	101
Controlled Substance	02/13/2022	Vehicle	1998 Pontiac Bonneville	Salvage Yard	Administrative Forfeiture	405	166	---	239
DUI-Related	02/13/2022	Vehicle	2000 Mercury Marquis	Salvage Yard	Administrative Forfeiture	270	---	---	270
Controlled Substance	12/23/2022	Vehicle	2003 Cadillac CTS	Property Sold	Administrative Forfeiture	710	---	---	710
DUI-Related	01/20/2022	Vehicle	2003 Toyota Tacoma	Property Sold	Administrative Forfeiture	1,225	149	---	1,076
Controlled Substance	09/23/2022	Cash		Cash Forfeiture	Administrative Forfeiture	1,104	---	---	1,104
Controlled Substance	11/30/2022	Vehicle	2005 Cadillac Seville	Property Sold	Administrative Forfeiture	2,000	177	---	1,823
DUI-Related	02/28/2022	Vehicle	2005 Chevrolet Silverado	Property Sold	Administrative Forfeiture	2,500	171	---	2,329
Agency Total						\$8,964	\$1,800	\$---	\$7,754

*When expenses exceed the gross amount received, the net proceeds available for distribution are shown as zero.

Table 2A
Property Seized Subject to State Forfeiture - Final Disposition - 2022
Sorted by Agency and Net Proceeds

Entity and Crime	Disposition Date	Type of Property	Property Detail	Disposition of Property	Basis of Disposition	Gross Sales	Expenses Paid	Amount Returned	Net Proceeds*
Kandiyohi County Sheriff's Office									
DUI-Related	07/12/2022	Vehicle	2007 GMC Sierra 1500	Returned to Owner	Agreement	---	237	---	---
DUI-Related	12/20/2022	Vehicle	2015 Chrysler 200	Returned to Lienholder	Administrative Forfeiture	132	132	---	---
DUI-Related	03/30/2022	Vehicle	2000 Volkswagen Golf	Returned to Owner	Agreement	150	150	---	---
DUI-Related	02/09/2022	Vehicle	2006 Chrysler Town and Country	Returned to Owner	Agreement	160	160	---	---
Fleeing a Peace Officer	07/01/2022	Vehicle	2006 Pontiac Grand Prix	Returned to Owner	Administrative Forfeiture	187	187	---	---
DUI-Related	02/09/2022	Vehicle	2013 GMC Acadia FWD	Returned to Owner	Agreement	210	210	---	---
Controlled Substance	02/09/2022	Cash		Returned to Owner	Agreement	2,092	---	2,092	---
DUI-Related	10/26/2022	Vehicle	2004 Pontiac Grand Am	Property Sold	Administrative Forfeiture	300	162	---	138
DUI-Related	10/26/2022	Vehicle	1999 Ford Expedition	Property Sold	Administrative Forfeiture	490	189	---	301
Fleeing a Peace Officer	10/26/2022	Vehicle	2003 Volkswagen Passat	Property Sold	Administrative Forfeiture	940	128	---	812
DUI-Related	10/26/2022	Vehicle	2002 Chevrolet Silverado	Property Sold	Administrative Forfeiture	1,390	202	---	1,188
DUI-Related	10/26/2022	Vehicle	2006 Chevrolet Impala	Property Sold	Administrative Forfeiture	1,750	167	---	1,583
DUI-Related	10/26/2022	Vehicle	2008 Hyundai Azera	Property Sold	Administrative Forfeiture	2,740	252	---	2,488
Controlled Substance	04/22/2022	Vehicle	2014 Dodge Avenger	Property Sold	Administrative Forfeiture	5,950	808	---	5,142
DUI-Related	06/29/2022	Vehicle	2011 Toyota Tundra	Property Sold	Administrative Forfeiture	13,250	177	---	13,073
Agency Total						\$29,741	\$3,161	\$2,092	\$24,725
Keewatin Police Department									
DUI-Related	02/15/2022	Vehicle	2013 Ford Edge	Property Sold	Administrative Forfeiture	6,595	25	---	6,570
Agency Total						\$6,595	\$25	\$---	\$6,570
Kittson County Sheriff's Office									
Fleeing a Peace Officer	05/18/2022	Vehicle	2014 Ford Mustang	Returned to Owner	Agreement	165	165	---	---
Fleeing a Peace Officer	07/20/2022	Vehicle	2000 Chevrolet S10 Pickup 4WD	Property Sold	Administrative Forfeiture	3,110	1,791	---	1,319
Agency Total						\$3,275	\$1,956	\$---	\$1,319
Lake County Sheriff's Office									
DUI-Related	12/01/2022	Vehicle	2002 Ford F350	Property Sold	Administrative Forfeiture	2,750	---	---	2,750
Agency Total						\$2,750	\$---	\$---	\$2,750

*When expenses exceed the gross amount received, the net proceeds available for distribution are shown as zero.

Table 2A
Property Seized Subject to State Forfeiture - Final Disposition - 2022
Sorted by Agency and Net Proceeds

Entity and Crime	Disposition Date	Type of Property	Property Detail	Disposition of Property	Basis of Disposition	Gross Sales	Expenses Paid	Amount Returned	Net Proceeds*
Lake of the Woods County Sheriff's Office									
DUI-Related	10/24/2022	Vehicle	1997 Ford F150	Property Sold	Administrative Forfeiture	450	---	---	450
DUI-Related	10/24/2022	Vehicle	1999 Pontiac Bonneville	Property Sold	Administrative Forfeiture	478	---	---	478
DUI-Related	10/24/2022	Vehicle	2008 Cadillac SRX	Property Sold	Administrative Forfeiture	550	---	---	550
DUI-Related	10/24/2022	Vehicle	1997 Ford F150	Property Sold	Administrative Forfeiture	580	---	---	580
Controlled Substance	10/24/2022	Vehicle	2010 Ford Crown Victoria	Property Sold	Administrative Forfeiture	587	---	---	587
Agency Total						\$2,645	\$---	\$---	\$2,645

*When expenses exceed the gross amount received, the net proceeds available for distribution are shown as zero.

Table 2A
Property Seized Subject to State Forfeiture - Final Disposition - 2022
Sorted by Agency and Net Proceeds

Entity and Crime	Disposition Date	Type of Property	Property Detail	Disposition of Property	Basis of Disposition	Gross Sales	Expenses Paid	Amount Returned	Net Proceeds*
Lake Superior Drug and Violent Crime Task Force									
Controlled Substance	10/26/2022	Firearm	DPMS - 0.22 Caliber - Rifle	Property Destroyed	Judicial Forfeiture	---	---	---	---
Controlled Substance	10/26/2022	Firearm	Sig Sauer - 6 Millimeter - Rifle	Property Destroyed	Judicial Forfeiture	---	---	---	---
Controlled Substance	10/26/2022	Firearm	ISSC - 0.22 Caliber - Rifle	Property Destroyed	Administrative Forfeiture	---	---	---	---
Controlled Substance	10/26/2022	Firearm	Smith and Wesson - 0.32 Caliber - Revolver	Property Destroyed	Administrative Forfeiture	---	---	---	---
Controlled Substance	10/26/2022	Firearm	Kahr Arms - 0.45 Caliber - Pistol	Property Destroyed	Administrative Forfeiture	---	---	---	---
Controlled Substance	06/06/2022	Cash		Cash Forfeiture	Administrative Forfeiture	539	---	---	539
Controlled Substance	12/22/2022	Cash		Cash Forfeiture	Judicial Forfeiture	740	---	---	740
Controlled Substance	02/23/2022	Cash		Cash Forfeiture	Administrative Forfeiture	792	---	---	792
Controlled Substance	05/06/2022	Cash		Cash Forfeiture	Administrative Forfeiture	800	---	---	800
Controlled Substance	07/11/2022	Cash		Cash Forfeiture	Administrative Forfeiture	980	---	---	980
Controlled Substance	03/03/2022	Cash		Cash Forfeiture	Administrative Forfeiture	1,045	---	---	1,045
Controlled Substance	05/06/2022	Cash		Cash Forfeiture	Administrative Forfeiture	1,063	---	---	1,063
Controlled Substance	03/24/2022	Cash		Cash Forfeiture	Administrative Forfeiture	1,099	---	---	1,099
Controlled Substance	04/04/2022	Cash		Cash Forfeiture	Administrative Forfeiture	1,125	---	---	1,125
Controlled Substance	04/14/2022	Cash		Cash Forfeiture	Administrative Forfeiture	1,542	---	---	1,542
Controlled Substance	12/16/2022	Cash		Cash Forfeiture	Administrative Forfeiture	1,569	---	---	1,569
Controlled Substance	04/25/2022	Cash		Cash Forfeiture	Administrative Forfeiture	1,576	---	---	1,576
Controlled Substance	03/24/2022	Cash		Cash Forfeiture	Administrative Forfeiture	2,112	---	---	2,112
Controlled Substance	04/14/2022	Cash		Cash Forfeiture	Administrative Forfeiture	2,117	---	---	2,117
Controlled Substance	04/18/2022	Vehicle	1998 Dodge Dakota Pickup 4WD	Property Sold	Administrative Forfeiture	2,119	---	---	2,119
Controlled Substance	04/11/2022	Cash		Cash Forfeiture	Administrative Forfeiture	2,129	---	---	2,129
Controlled Substance	12/19/2022	Cash		Cash Forfeiture	Administrative Forfeiture	2,280	---	---	2,280
Controlled Substance	03/23/2022	Cash		Cash Forfeiture	Administrative Forfeiture	2,913	---	---	2,913
Controlled Substance	12/22/2022	Cash		Cash Forfeiture	Administrative Forfeiture	4,012	---	---	4,012
Controlled Substance	04/11/2022	Cash		Cash Forfeiture	Administrative Forfeiture	4,855	---	---	4,855
Controlled Substance	12/22/2022	Cash		Cash Forfeiture	Administrative Forfeiture	5,430	---	---	5,430
Controlled Substance	10/21/2022	Cash		Cash Forfeiture	Administrative Forfeiture	5,500	---	---	5,500
Controlled Substance	03/30/2022	Cash		Cash Forfeiture	Administrative Forfeiture	6,149	---	---	6,149
Controlled Substance	10/05/2022	Cash		Cash Forfeiture	Administrative Forfeiture	6,973	---	---	6,973
Controlled Substance	12/21/2022	Cash		Cash Forfeiture	Administrative Forfeiture	7,050	---	---	7,050
Controlled Substance	12/22/2022	Cash		Cash Forfeiture	Administrative Forfeiture	16,450	---	---	16,450
Agency Total						\$82,959	\$---	\$---	\$82,959

*When expenses exceed the gross amount received, the net proceeds available for distribution are shown as zero.

Table 2A
Property Seized Subject to State Forfeiture - Final Disposition - 2022
Sorted by Agency and Net Proceeds

Entity and Crime	Disposition Date	Type of Property	Property Detail	Disposition of Property	Basis of Disposition	Gross Sales	Expenses Paid	Amount Returned	Net Proceeds*
Lakes Area Drug Investigative Division									
Controlled Substance	12/09/2022	Firearm	H&R - 20 Gauge - Shotgun	Property Sold	Administrative Forfeiture	95	---	---	95
Controlled Substance	12/09/2022	Firearm	Optima - 0.5 Caliber - Rifle	Property Sold	Administrative Forfeiture	95	---	---	95
Controlled Substance	12/09/2022	Firearm	Ithaca - 0.22 Caliber - Rifle	Property Sold	Administrative Forfeiture	95	---	---	95
Controlled Substance	12/09/2022	Firearm	Mossberg - 0.22 Caliber - Rifle	Property Sold	Administrative Forfeiture	95	---	---	95
Controlled Substance	12/09/2022	Firearm	Wolf - 0.5 Caliber - Rifle	Property Sold	Administrative Forfeiture	110	---	---	110
Controlled Substance	12/09/2022	Firearm	Ithaca - 20 Gauge - Shotgun	Property Sold	Administrative Forfeiture	110	---	---	110
Controlled Substance	12/09/2022	Firearm	Remington Guns - 0.3 Caliber - Rifle	Property Sold	Administrative Forfeiture	110	---	---	110
Controlled Substance	12/09/2022	Firearm	Baikal - 12 Gauge - Shotgun	Property Sold	Administrative Forfeiture	110	---	---	110
Controlled Substance	12/22/2022	Firearm	Ruger - 0.22 Caliber - Carbine	Property Sold	Administrative Forfeiture	220	---	---	220
Controlled Substance	12/09/2022	Firearm	Remington Guns - 0.3 Caliber - Rifle	Property Sold	Administrative Forfeiture	240	---	---	240
Controlled Substance	12/09/2022	Firearm	Optima - 0.5 Caliber - Rifle	Property Sold	Administrative Forfeiture	240	---	---	240
Controlled Substance	03/29/2022	Firearm	Taurus - 0.44 Caliber - Revolver	Property Sold	Administrative Forfeiture	257	---	---	257
Controlled Substance	03/29/2022	Firearm	Taurus - 0.22 Caliber - Revolver	Property Sold	Administrative Forfeiture	257	---	---	257
Controlled Substance	03/29/2022	Firearm	Taurus - 0.4 Caliber - Pistol	Property Sold	Administrative Forfeiture	302	---	---	302
Controlled Substance	03/29/2022	Firearm	Ruger - 0.22 Caliber - Pistol	Property Sold	Administrative Forfeiture	302	---	---	302
Controlled Substance	03/29/2022	Firearm	Taurus - 0.45 Caliber - Pistol	Property Sold	Administrative Forfeiture	302	---	---	302
Controlled Substance	03/29/2022	Firearm	Glock - 0.4 Caliber - Pistol	Property Sold	Administrative Forfeiture	302	---	---	302
Controlled Substance	03/29/2022	Firearm	Taurus - 0.38 Caliber - Pistol	Property Sold	Administrative Forfeiture	302	---	---	302
Agency Total						\$3,544	\$---	\$---	\$3,544
Lakes Area Police District									
Burglary	04/02/2022	Vehicle	1991 Pontiac Firebird	Returned to Owner	Court Ordered Return	146	146	---	---
DUI-Related	12/05/2022	Vehicle	2004 Chevrolet Impala	Property Sold	Administrative Forfeiture	300	198	---	102
Agency Total						\$446	\$344	\$---	\$102
Lakes to River Drug and Violent Crimes Task Force									
Controlled Substance	04/30/2022	Vehicle	2006 Chrysler 300 AWD	Property Sold	Administrative Forfeiture	1,750	267	---	1,483
Controlled Substance	04/30/2022	Vehicle	2008 BMW 328d	Property Sold	Administrative Forfeiture	3,250	382	---	2,868
Controlled Substance	05/13/2022	Cash		Cash Forfeiture	Summary Forfeiture	3,262	---	---	3,262
Controlled Substance	04/30/2022	Vehicle	2007 Chevrolet Tahoe	Property Sold	Judicial Forfeiture	13,750	1,097	---	12,653
Controlled Substance	01/10/2022	Cash		Cash Forfeiture	Judicial Forfeiture	25,900	---	---	25,900
Agency Total						\$47,912	\$1,746	\$---	\$46,166

*When expenses exceed the gross amount received, the net proceeds available for distribution are shown as zero.

Table 2A
Property Seized Subject to State Forfeiture - Final Disposition - 2022
Sorted by Agency and Net Proceeds

Entity and Crime	Disposition Date	Type of Property	Property Detail	Disposition of Property	Basis of Disposition	Gross Sales	Expenses Paid	Amount Returned	Net Proceeds*
Le Sueur County Sheriff's Office									
DUI-Related	08/30/2022	Vehicle	2009 Ford Flex FWD	Property Sold	Administrative Forfeiture	2,800	1,128	---	1,672
Agency Total						\$2,800	\$1,128	\$---	\$1,672
Le Sueur Police Department									
DUI-Related	06/08/2022	Vehicle	2007 Nissan Versa	Salvage Yard	Administrative Forfeiture	350	---	---	350
Controlled Substance	05/20/2022	Vehicle	1999 Ford E150	Salvage Yard	Administrative Forfeiture	350	---	---	350
Controlled Substance	05/20/2022	Vehicle	2004 Pontiac Bonneville	Salvage Yard	Administrative Forfeiture	350	---	---	350
Controlled Substance	05/20/2022	Vehicle	2004 Pontiac Grand Am	Salvage Yard	Administrative Forfeiture	350	---	---	350
Controlled Substance	10/10/2022	Vehicle	2007 Buick Lucerne	Salvage Yard	Administrative Forfeiture	350	---	---	350
Fleeing a Peace Officer	10/10/2022	Vehicle	1999 Chrysler 300	Salvage Yard	Administrative Forfeiture	350	---	---	350
DUI-Related	06/08/2022	Vehicle	2004 Honda Pilot 4WD	Salvage Yard	Administrative Forfeiture	450	---	---	450
Controlled Substance	05/20/2022	Vehicle	1999 Chevrolet Suburban	Salvage Yard	Administrative Forfeiture	450	---	---	450
DUI-Related	08/29/2022	Vehicle	1994 Ford Ranger	Property Sold	Administrative Forfeiture	608	---	---	608
DUI-Related	08/29/2022	Vehicle	2003 Ford F250	Property Sold	Administrative Forfeiture	750	132	---	618
DUI-Related	08/29/2022	Vehicle	2014 Chevrolet Cruze	Property Sold	Administrative Forfeiture	6,000	220	---	5,780
Agency Total						\$10,358	\$352	\$---	\$10,006
Lincoln County Sheriff's Office									
Controlled Substance	10/27/2022	Cash		Cash Forfeiture	Administrative Forfeiture	491	---	---	491
Controlled Substance	11/23/2022	Vehicle	2003 Pontiac Bonneville	Property Sold	Administrative Forfeiture	1,241	---	---	1,241
Controlled Substance	12/19/2022	Vehicle	2007 Chevrolet Equinox	Property Sold	Administrative Forfeiture	2,581	---	---	2,581
DUI-Related	11/23/2022	Vehicle	2011 Ford F350	Property Sold	Administrative Forfeiture	22,950	---	---	22,950
Agency Total						\$27,263	\$---	\$---	\$27,263

*When expenses exceed the gross amount received, the net proceeds available for distribution are shown as zero.

Table 2A
Property Seized Subject to State Forfeiture - Final Disposition - 2022
Sorted by Agency and Net Proceeds

Entity and Crime	Disposition Date	Type of Property	Property Detail	Disposition of Property	Basis of Disposition	Gross Sales	Expenses Paid	Amount Returned	Net Proceeds*
Lino Lakes Police Department									
Controlled Substance	06/15/2022	Vehicle	2019 Honda Civic 4Dr	Returned to Owner	Agreement	---	185	---	---
Controlled Substance	04/08/2022	Vehicle	2011 Buick Regal AWD	Returned to Owner	Agreement	---	185	---	---
Controlled Substance	06/15/2022	Cash		Returned to Owner	Agreement	267	---	267	---
Controlled Substance	11/01/2022	Vehicle	1999 Chevrolet Tahoe	Property Sold	Administrative Forfeiture	300	286	---	14
Controlled Substance	09/28/2022	Cash		Cash Forfeiture	Administrative Forfeiture	35	---	---	35
Controlled Substance	12/13/2022	Cash		Cash Forfeiture	Administrative Forfeiture	38	---	---	38
Controlled Substance	12/28/2022	Cash		Cash Forfeiture	Administrative Forfeiture	101	---	---	101
Controlled Substance	12/28/2022	Cash		Cash Forfeiture	Administrative Forfeiture	244	---	---	244
Controlled Substance	10/11/2022	Cash		Cash Forfeiture	Administrative Forfeiture	285	---	---	285
Controlled Substance	10/11/2022	Cash		Cash Forfeiture	Administrative Forfeiture	400	---	---	400
Controlled Substance	11/01/2022	Vehicle	2003 GMC Yukon XL 1500	Property Sold	Administrative Forfeiture	800	324	---	476
Controlled Substance	12/28/2022	Cash		Cash Forfeiture	Administrative Forfeiture	865	---	---	865
DUI-Related	11/01/2022	Vehicle	2004 Lincoln Navigator 4WD	Property Sold	Administrative Forfeiture	1,500	382	---	1,118
DUI-Related	11/01/2022	Vehicle	2007 General Motors Yukon XL	Property Sold	Administrative Forfeiture	1,600	390	---	1,210
Fleeing a Peace Officer	11/01/2022	Vehicle	2010 Buick LaCrosse	Property Sold	Judicial Forfeiture	2,500	902	---	1,598
DUI-Related	11/01/2022	Vehicle	2005 Chevrolet Impala	Property Sold	Administrative Forfeiture	2,900	494	---	2,406
DUI-Related	11/01/2022	Vehicle	2002 Jeep Grand Cherokee 4WD	Property Sold	Administrative Forfeiture	3,750	562	---	3,188
Controlled Substance	06/29/2022	Cash		Cash Forfeiture	Administrative Forfeiture	33,538	---	---	33,538
Agency Total						\$49,123	\$3,710	\$267	\$45,516
Litchfield Police Department									
Controlled Substance	10/03/2022	Motorcycle	2010 Harley-Davidson FXDWG	Returned to Owner	Administrative Forfeiture	---	---	---	---
Agency Total						\$---	\$---	\$---	\$---
Long Prairie Police Department									
Controlled Substance	03/21/2022	Cash		Cash Forfeiture	Administrative Forfeiture	1,581	372	---	1,209
Agency Total						\$1,581	\$372	\$---	\$1,209
Lonsdale Police Department									
DUI-Related	04/11/2022	Vehicle	2009 Mazda 626/MX-6	Property Sold	Administrative Forfeiture	4,000	1,707	---	2,293
Controlled Substance	10/31/2022	Vehicle	1990 Ford Mustang	Property Sold	Administrative Forfeiture	5,050	1,642	---	3,408
Agency Total						\$9,050	\$3,349	\$---	\$5,701

*When expenses exceed the gross amount received, the net proceeds available for distribution are shown as zero.

Table 2A
Property Seized Subject to State Forfeiture - Final Disposition - 2022
Sorted by Agency and Net Proceeds

Entity and Crime	Disposition Date	Type of Property	Property Detail	Disposition of Property	Basis of Disposition	Gross Sales	Expenses Paid	Amount Returned	Net Proceeds*
Lyon County Sheriff's Office									
DUI-Related	03/02/2022	Vehicle	1998 Ford F150	Salvage Yard	Administrative Forfeiture	400	100	---	300
DUI-Related	03/02/2022	Vehicle	2007 Chevrolet Silverado	Salvage Yard	Administrative Forfeiture	800	25	---	775
Controlled Substance	02/18/2022	Cash		Cash Forfeiture	Judicial Forfeiture	10,998	---	---	10,998
Agency Total						\$12,198	\$125	\$---	\$12,073
Madison Lake Police Department									
DUI-Related	06/16/2022	Vehicle	2010 Ford Escape	Property Sold	Administrative Forfeiture	3,480	410	---	3,070
DUI-Related	06/01/2022	Vehicle	2010 Nissan Murano	Property Sold	Administrative Forfeiture	7,602	644	---	6,958
Agency Total						\$11,082	\$1,054	\$---	\$10,028
Mahnomen County Sheriff's Office									
DUI-Related	01/21/2022	Vehicle	2007 Chrysler Town and Country	Returned to Owner	Agreement	---	---	---	---
DUI-Related	06/23/2022	Vehicle	2009 Chevrolet Silverado	Returned to Owner	Agreement	---	---	---	---
DUI-Related	01/15/2022	Vehicle	1995 GMC Sierra Classic 1500 4WD	Property Sold	Administrative Forfeiture	431	107	---	324
DUI-Related	01/14/2022	Vehicle	2000 Dodge Durango	Property Sold	Administrative Forfeiture	712	310	---	402
Agency Total						\$1,143	\$417	\$---	\$726

*When expenses exceed the gross amount received, the net proceeds available for distribution are shown as zero.

Table 2A
Property Seized Subject to State Forfeiture - Final Disposition - 2022
Sorted by Agency and Net Proceeds

Entity and Crime	Disposition Date	Type of Property	Property Detail	Disposition of Property	Basis of Disposition	Gross Sales	Expenses Paid	Amount Returned	Net Proceeds*
Mankato Department of Public Safety									
Firearm Possession	02/24/2022	Firearm	Sig Sauer - 9 Millimeter - Pistol	Property Destroyed	Judicial Forfeiture	---	---	---	---
DUI-Related	03/14/2022	Vehicle	2005 Chevrolet Avalanche	Returned to Owner	Agreement	100	100	---	---
DUI-Related	03/16/2022	Vehicle	2012 Kia Sportage 4WD	Returned to Lienholder	Agreement	100	100	---	---
DUI-Related	01/18/2022	Vehicle	2010 Honda Pilot 4WD	Returned per Agreement	Administrative Forfeiture	100	100	---	---
DUI-Related	01/19/2022	Vehicle	2019 Volkswagen Jetta	Returned to Owner	Agreement	100	100	---	---
DUI-Related	02/08/2022	Vehicle	2006 Ford Fusion	Returned to Owner	Agreement	100	100	---	---
Fleeing a Peace Officer	11/15/2022	Vehicle	2010 Dodge Caravan	Returned to Owner	Agreement	100	100	---	---
DUI-Related	11/22/2022	Vehicle	2000 Ford F150	Returned to Owner	Agreement	100	100	---	---
DUI-Related	07/19/2022	Vehicle	2007 Dodge Magnum	Returned to Owner	Agreement	100	100	---	---
Fleeing a Peace Officer	08/16/2022	Vehicle	2018 Hyundai Elantra SE	Returned to Owner	Agreement	100	100	---	---
Fleeing a Peace Officer	09/09/2022	Vehicle	2009 Lincoln MKS FWD	Returned to Owner	Agreement	100	100	---	---
DUI-Related	07/06/2022	Vehicle	2005 Chevrolet Equinox	Returned per Agreement	Agreement	100	100	---	---
DUI-Related	04/05/2022	Vehicle	2007 Subaru Impreza	Returned per Agreement	Agreement	100	100	---	---
DUI-Related	05/16/2022	Vehicle	2010 Subaru Forester AWD	Returned to Owner	Agreement	100	100	---	---
DUI-Related	07/29/2022	Motorcycle	2004 Victory Vegas	Returned to Owner	Agreement	130	130	---	---
DUI-Related	03/18/2022	Vehicle	2010 Nissan Maxima	Salvage Yard	Administrative Forfeiture	400	150	---	250
Fleeing a Peace Officer	06/09/2022	Vehicle	2009 Mercedes-Benz C300	Salvage Yard	Administrative Forfeiture	400	150	---	250
DUI-Related	11/01/2022	Vehicle	2000 Cadillac DeVille	Property Sold	Administrative Forfeiture	460	176	---	284
DUI-Related	03/18/2022	Vehicle	2001 Lexus RX 300	Salvage Yard	Administrative Forfeiture	450	100	---	350
DUI-Related	03/18/2022	Vehicle	2002 Chevrolet Silverado	Salvage Yard	Administrative Forfeiture	450	100	---	350
DUI-Related	11/01/2022	Vehicle	2002 Ford Explorer	Property Sold	Administrative Forfeiture	1,276	215	---	1,061
DUI-Related	11/01/2022	Vehicle	2005 Mazda 6	Property Sold	Administrative Forfeiture	1,334	219	---	1,115
DUI-Related	11/01/2022	Vehicle	2004 Chevrolet Silverado	Property Sold	Administrative Forfeiture	1,625	239	---	1,386
DUI-Related	01/18/2022	Vehicle	2006 Volkswagen Jetta	Property Sold	Administrative Forfeiture	1,924	260	---	1,664
DUI-Related	11/01/2022	Vehicle	2006 Nissan Maxima	Property Sold	Administrative Forfeiture	2,535	305	---	2,230
DUI-Related	06/20/2022	Vehicle	2006 Pontiac Grand Prix	Property Sold	Administrative Forfeiture	2,601	308	---	2,293
DUI-Related	05/05/2022	Vehicle	2017 Kia Sorento 2WD	Returned to Lienholder	Agreement	3,426	---	---	3,426
DUI-Related	11/01/2022	Vehicle	2007 Cadillac Escalade AWD	Property Sold	Administrative Forfeiture	4,175	376	---	3,799
DUI-Related	11/01/2022	Vehicle	2008 Chevrolet Silverado	Property Sold	Administrative Forfeiture	4,526	397	---	4,129
DUI-Related	11/01/2022	Vehicle	2010 Toyota Camry	Property Sold	Administrative Forfeiture	4,576	400	---	4,176
DUI-Related	06/20/2022	Vehicle	2015 Volkswagen Passat	Property Sold	Administrative Forfeiture	6,575	939	---	5,636
DUI-Related	01/18/2022	Vehicle	2019 Hyundai Tucson 2WD	Property Sold	Administrative Forfeiture	17,108	876	---	16,232
Agency Total						\$55,271	\$6,640	\$---	\$48,631

*When expenses exceed the gross amount received, the net proceeds available for distribution are shown as zero.

Table 2A
Property Seized Subject to State Forfeiture - Final Disposition - 2022
Sorted by Agency and Net Proceeds

Entity and Crime	Disposition Date	Type of Property	Property Detail	Disposition of Property	Basis of Disposition	Gross Sales	Expenses Paid	Amount Returned	Net Proceeds*
Maple Grove Police Department									
DUI-Related	11/28/2022	Vehicle	2010 Kia Soul Eco	Returned to Owner	Agreement	---	---	---	---
Fleeing a Peace Officer	07/07/2022	Vehicle	2005 Nissan Sentra	Returned to Owner	Agreement	---	---	---	---
DUI-Related	11/07/2022	Vehicle	2020 Chevrolet Silverado	Returned to Owner	Agreement	---	---	---	---
Controlled Substance	03/03/2022	Cash		Returned to Owner	Court Ordered Return	4,263	---	4,263	---
Controlled Substance	12/12/2022	Vehicle	2007 Cadillac STS	Property Sold	Administrative Forfeiture	300	100	---	200
DUI-Related	12/12/2022	Vehicle	2006 Chevrolet Monte Carlo	Property Sold	Administrative Forfeiture	1,100	553	---	547
Controlled Substance	08/16/2022	Cash		Cash Forfeiture	Administrative Forfeiture	770	---	---	770
DUI-Related	11/15/2022	Vehicle	2003 Toyota Highlander	Returned per Agreement	Agreement	1,000	140	---	860
DUI-Related	12/12/2022	Vehicle	2004 Pontiac Grand Prix	Property Sold	Administrative Forfeiture	1,600	491	---	1,109
Controlled Substance	09/22/2022	Vehicle	2008 Chrysler Town and Country	Property Sold	Administrative Forfeiture	1,400	160	---	1,240
Controlled Substance	08/08/2022	Vehicle	2009 Chevrolet Malibu FFV	Property Sold	Administrative Forfeiture	1,900	182	---	1,718
Controlled Substance	05/10/2022	Cash		Cash Forfeiture	Administrative Forfeiture	2,097	---	---	2,097
Controlled Substance	03/22/2022	Cash		Cash Forfeiture	Administrative Forfeiture	2,115	---	---	2,115
DUI-Related	04/25/2022	Vehicle	2015 Volkswagen Golf	Returned per Agreement	Agreement	3,500	140	---	3,360
Controlled Substance	07/28/2022	Vehicle	2007 Chevrolet TrailBlazer	Property Sold	Administrative Forfeiture	3,700	205	---	3,495
DUI-Related	08/16/2022	Vehicle	2004 GMC Yukon	Property Sold	Administrative Forfeiture	4,200	375	---	3,825
DUI-Related	11/16/2022	Vehicle	2017 Chevrolet Camaro	Returned per Agreement	Agreement	4,500	---	---	4,500
Controlled Substance	03/22/2022	Cash		Cash Forfeiture	Administrative Forfeiture	4,601	---	---	4,601
Agency Total						\$37,046	\$2,346	\$4,263	\$30,437

*When expenses exceed the gross amount received, the net proceeds available for distribution are shown as zero.

Table 2A
Property Seized Subject to State Forfeiture - Final Disposition - 2022
Sorted by Agency and Net Proceeds

Entity and Crime	Disposition Date	Type of Property	Property Detail	Disposition of Property	Basis of Disposition	Gross Sales	Expenses Paid	Amount Returned	Net Proceeds*
Maplewood Police Department									
DUI-Related	08/09/2022	Vehicle	2008 Chevrolet Impala	Salvage Yard	Administrative Forfeiture	---	---	---	---
DUI-Related	01/28/2022	Vehicle	2014 Toyota Corolla	Returned per Agreement	Court Ordered Return	---	---	---	---
Controlled Substance	07/12/2022	Vehicle	2008 Volkswagen Rabbit	Returned to Owner	Court Ordered Return	---	---	---	---
Controlled Substance	10/01/2022	Vehicle	2006 BMW 325xi	Returned to Owner	Court Ordered Return	---	---	---	---
DUI-Related	06/16/2022	Vehicle	2004 Ford Explorer	Salvage Yard	Administrative Forfeiture	---	---	---	---
DUI-Related	08/18/2022	Vehicle	2003 Hyundai Elantra Coupe	Salvage Yard	Administrative Forfeiture	---	---	---	---
Controlled Substance	08/18/2022	Vehicle	2000 Dodge Grand Caravan	Salvage Yard	Administrative Forfeiture	---	---	---	---
Controlled Substance	08/02/2022	Firearm	Springfield - 9 Millimeter - Pistol	Property Destroyed	Administrative Forfeiture	---	---	---	---
Controlled Substance	07/12/2022	Firearm	Taurus - 9 Millimeter - Pistol	Property Destroyed	Administrative Forfeiture	---	---	---	---
Controlled Substance	02/10/2022	Firearm	Springfield - 9 Millimeter - Pistol	Property Destroyed	Administrative Forfeiture	---	---	---	---
Controlled Substance	02/10/2022	Cash		Cash Forfeiture	Administrative Forfeiture	551	---	---	551
Controlled Substance	02/10/2022	Cash		Cash Forfeiture	Administrative Forfeiture	961	---	---	961
Controlled Substance	02/09/2022	Cash		Cash Forfeiture	Administrative Forfeiture	1,652	---	---	1,652
Controlled Substance	07/14/2022	Cash		Cash Forfeiture	Administrative Forfeiture	1,740	---	---	1,740
Controlled Substance	02/10/2022	Cash		Cash Forfeiture	Administrative Forfeiture	4,112	---	---	4,112
Controlled Substance	08/02/2022	Cash		Cash Forfeiture	Administrative Forfeiture	6,057	---	---	6,057
Controlled Substance	02/10/2022	Cash		Cash Forfeiture	Administrative Forfeiture	6,462	---	---	6,462
Controlled Substance	02/09/2022	Cash		Cash Forfeiture	Administrative Forfeiture	8,060	---	---	8,060
Agency Total						\$29,595	\$---	\$---	\$29,595

*When expenses exceed the gross amount received, the net proceeds available for distribution are shown as zero.

Table 2A
Property Seized Subject to State Forfeiture - Final Disposition - 2022
Sorted by Agency and Net Proceeds

Entity and Crime	Disposition Date	Type of Property	Property Detail	Disposition of Property	Basis of Disposition	Gross Sales	Expenses Paid	Amount Returned	Net Proceeds*
Marshall Police Department									
Controlled Substance	03/02/2022	Vehicle	2015 Ford Escape	Returned to Owner	Administrative Forfeiture	80	80	---	---
DUI-Related	09/23/2022	Vehicle	1998 Ford F250	Salvage Yard	Administrative Forfeiture	200	75	---	125
DUI-Related	05/18/2022	Vehicle	2004 Hyundai Sonata Hybrid SE	Salvage Yard	Administrative Forfeiture	200	75	---	125
DUI-Related	07/06/2022	Vehicle	2003 Chevrolet Impala	Salvage Yard	Administrative Forfeiture	225	75	---	150
DUI-Related	07/06/2022	Vehicle	2003 Buick LeSabre	Salvage Yard	Administrative Forfeiture	250	75	---	175
DUI-Related	05/18/2022	Vehicle	2006 Mercury Mariner	Salvage Yard	Administrative Forfeiture	250	75	---	175
DUI-Related	09/30/2022	Vehicle	2000 Toyota Camry	Property Sold	Administrative Forfeiture	530	75	---	455
DUI-Related	09/30/2022	Vehicle	2005 Pontiac Grand Prix	Property Sold	Administrative Forfeiture	965	75	---	890
Fleeing a Peace Officer	02/04/2022	Vehicle	2017 Jeep Cherokee 4WD	Returned to Owner	Administrative Forfeiture	1,000	75	---	925
DUI-Related	08/21/2022	Vehicle	2012 Toyota Camry	Returned to Owner	Agreement	1,540	80	---	1,460
DUI-Related	09/30/2022	Vehicle	2006 Nissan Murano	Property Sold	Administrative Forfeiture	1,550	75	---	1,475
Fleeing a Peace Officer	06/02/2022	Vehicle	2007 Cadillac DTS	Property Sold	Administrative Forfeiture	1,695	75	---	1,620
DUI-Related	06/02/2022	Vehicle	2008 Ford Expedition	Property Sold	Administrative Forfeiture	1,925	75	---	1,850
DUI-Related	06/02/2022	Vehicle	2007 Dodge Durango	Property Sold	Administrative Forfeiture	3,569	75	---	3,494
DUI-Related	11/18/2022	Vehicle	2011 Nissan Altima	Property Sold	Administrative Forfeiture	4,052	75	---	3,977
Agency Total						\$18,031	\$1,135	\$---	\$16,896
Martin County Sheriff's Office									
DUI-Related	08/26/2022	Vehicle	2001 Cadillac Seville	Property Sold	Administrative Forfeiture	150	150	---	---
DUI-Related	04/01/2022	Vehicle	2011 Jeep Liberty 4WD	Salvage Yard	Administrative Forfeiture	375	375	---	---
DUI-Related	09/30/2022	Vehicle	2005 Chrysler 300 M	Property Sold	Administrative Forfeiture	1,385	175	---	1,210
Agency Total						\$1,910	\$700	\$---	\$1,210
McLeod County Sheriff's Office									
Fleeing a Peace Officer	02/10/2022	Vehicle	2012 Dodge Challenger	Returned to Owner	Court Ordered Return	---	275	---	---
Fleeing a Peace Officer	09/14/2022	Vehicle	2012 Chevrolet Malibu	Returned to Owner	Administrative Forfeiture	---	153	---	---
Controlled Substance	01/21/2022	Cash		Cash Forfeiture	Administrative Forfeiture	215	---	---	215
Controlled Substance	11/22/2022	Cash		Cash Forfeiture	Administrative Forfeiture	425	---	---	425
DUI-Related	09/22/2022	Vehicle	2016 Chevrolet Silverado	Returned to Owner	Agreement	710	210	---	500
1st Degree Assault	07/05/2022	Vehicle	2005 Ford F150	Property Sold	Administrative Forfeiture	792	190	---	602
DUI-Related	08/02/2022	Vehicle	2007 Saturn Vue AWD	Property Sold	Administrative Forfeiture	1,408	182	---	1,226
DUI-Related	02/12/2022	Vehicle	2011 Chevrolet Malibu	Property Sold	Administrative Forfeiture	2,376	170	---	2,206
DUI-Related	08/02/2022	Vehicle	2012 Kia Optima (2006 New Model)	Property Sold	Administrative Forfeiture	5,625	325	---	5,300
Agency Total						\$11,551	\$1,505	\$---	\$10,474

*When expenses exceed the gross amount received, the net proceeds available for distribution are shown as zero.

Table 2A
Property Seized Subject to State Forfeiture - Final Disposition - 2022
Sorted by Agency and Net Proceeds

Entity and Crime	Disposition Date	Type of Property	Property Detail	Disposition of Property	Basis of Disposition	Gross Sales	Expenses Paid	Amount Returned	Net Proceeds*
Medina Police Department									
Fleeing a Peace Officer	01/02/2022	Motorcycle	2002 Honda Sport	Property Sold	Judicial Forfeiture	750	287	---	463
DUI-Related	03/22/2022	Vehicle	2011 Volkswagen CC	Property Sold	Administrative Forfeiture	2,900	272	---	2,628
Agency Total						\$3,650	\$559	\$---	\$3,091
Meeker County Sheriff's Office									
DUI-Related	03/18/2022	Vehicle	1992 Dodge Dakota Cab Chassis 2WD	Property Retained	Administrative Forfeiture	---	214	---	---
DUI-Related	04/06/2022	Vehicle	2003 Ford F150	Property Abandoned	Agreement	---	---	---	---
Controlled Substance	12/07/2022	Vehicle	2016 Dodge Challenger	Returned to Lienholder	Administrative Forfeiture	---	---	---	---
Fleeing a Peace Officer	09/16/2022	Vehicle	1984 Ford F250	Returned to Owner	Court Ordered Return	---	---	---	---
Fleeing a Peace Officer	11/22/2022	Vehicle	2015 Toyota RAV4	Returned to Owner	Judicial Forfeiture	---	---	---	---
DUI-Related	04/06/2022	Vehicle	1999 Dodge Caravan	Property Retained	Administrative Forfeiture	---	240	---	---
DUI-Related	04/08/2022	Vehicle	2004 Cadillac DeVille	Property Retained	Administrative Forfeiture	---	240	---	---
DUI-Related	10/21/2022	Vehicle	2001 Dodge Caravan	Property Sold	Administrative Forfeiture	400	176	---	224
DUI-Related	04/25/2022	Vehicle	2004 Chevrolet Malibu	Salvage Yard	Administrative Forfeiture	500	238	---	262
Controlled Substance	04/26/2022	Vehicle	1999 Oldsmobile Intrigue	Salvage Yard	Administrative Forfeiture	500	235	---	265
Controlled Substance	10/21/2022	Vehicle	2009 Mazda 3 4-Door	Property Sold	Administrative Forfeiture	500	198	---	302
DUI-Related	10/21/2022	Vehicle	2009 Chevrolet Impala	Property Sold	Administrative Forfeiture	500	160	---	340
Controlled Substance	04/25/2022	Vehicle	2001 Cadillac Seville	Salvage Yard	Administrative Forfeiture	500	155	---	345
Controlled Substance	07/13/2022	Cash		Cash Forfeiture	Administrative Forfeiture	940	---	---	940
DUI-Related	11/21/2022	Vehicle	1996 Chevrolet C20	Property Sold	Administrative Forfeiture	2,000	498	---	1,502
DUI-Related	09/06/2022	Vehicle	2015 Kia Soul Eco	Property Sold	Administrative Forfeiture	2,450	537	---	1,913
Fleeing a Peace Officer	10/27/2022	Vehicle	2000 Ford F250	Property Sold	Judicial Forfeiture	3,200	441	---	2,759
Fleeing a Peace Officer	03/15/2022	Vehicle	2000 Ford F250	Property Sold	Summary Forfeiture	3,680	763	---	2,917
DUI-Related	09/06/2022	Vehicle	2015 Ford Fusion	Property Sold	Administrative Forfeiture	6,500	880	---	5,620
Controlled Substance	12/07/2022	Cash		Cash Forfeiture	Administrative Forfeiture	6,988	---	100	6,888
DUI-Related	04/18/2022	Vehicle	2014 Chevrolet Silverado	Property Sold	Administrative Forfeiture	16,250	1,515	---	14,735
Agency Total						\$44,908	\$6,490	\$100	\$39,012

*When expenses exceed the gross amount received, the net proceeds available for distribution are shown as zero.

Table 2A
Property Seized Subject to State Forfeiture - Final Disposition - 2022
Sorted by Agency and Net Proceeds

Entity and Crime	Disposition Date	Type of Property	Property Detail	Disposition of Property	Basis of Disposition	Gross Sales	Expenses Paid	Amount Returned	Net Proceeds*
Melrose Police Department									
DUI-Related	06/28/2022	Vehicle	2006 Chevrolet TrailBlazer	Salvage Yard	Administrative Forfeiture	100	---	---	100
Controlled Substance	01/10/2022	Cash		Cash Forfeiture	Agreement	177	---	---	177
Controlled Substance	06/30/2022	Vehicle	2001 Dodge Dakota Pickup 2WD	Property Sold	Administrative Forfeiture	565	---	---	565
Controlled Substance	06/30/2022	Vehicle	1997 Chevrolet Suburban	Property Sold	Administrative Forfeiture	665	---	---	665
Controlled Substance	06/30/2022	Vehicle	1998 Honda Accord	Property Sold	Administrative Forfeiture	665	---	---	665
DUI-Related	06/30/2022	Vehicle	2004 Pontiac Grand Prix	Property Sold	Administrative Forfeiture	665	---	---	665
Controlled Substance	07/15/2022	Vehicle	2005 Ford Five Hundred	Property Sold	Administrative Forfeiture	995	---	---	995
Controlled Substance	02/04/2022	Cash		Cash Forfeiture	Administrative Forfeiture	1,040	---	---	1,040
Controlled Substance	03/29/2022	Cash		Cash Forfeiture	Administrative Forfeiture	2,011	---	---	2,011
DUI-Related	07/15/2022	Vehicle	2005 GMC Yukon XL 1500	Property Sold	Administrative Forfeiture	2,015	---	---	2,015
DUI-Related	02/22/2022	Vehicle	2013 Dodge Dart	Returned to Lienholder	Agreement	2,957	---	---	2,957
Agency Total						\$11,855	\$---	\$---	\$11,855
Menahga Police Department									
DUI-Related	08/12/2022	Vehicle	1991 Pontiac Grand Am	Property Sold	Administrative Forfeiture	200	27	---	173
DUI-Related	08/12/2022	Vehicle	1993 Mercedes-Benz 190 D 2.2/190 E 2.3	Property Sold	Administrative Forfeiture	200	27	---	173
DUI-Related	08/12/2022	Vehicle	2004 Ford F150	Property Sold	Administrative Forfeiture	300	---	---	300
DUI-Related	08/12/2022	Vehicle	1997 Ford Expedition	Property Sold	Administrative Forfeiture	300	---	---	300
DUI-Related	08/12/2022	Vehicle	2001 Pontiac Bonneville	Property Sold	Administrative Forfeiture	500	---	---	500
DUI-Related	08/12/2022	Vehicle	2001 Jeep Grand Cherokee 4WD	Property Sold	Administrative Forfeiture	1,200	27	---	1,173
Agency Total						\$2,700	\$81	\$---	\$2,619
Mendota Heights Police Department									
DUI-Related	01/19/2022	Vehicle	2005 Cadillac DeVille	Property Sold	Administrative Forfeiture	510	276	---	234
DUI-Related	01/21/2022	Vehicle	2005 Mitsubishi Lancer	Property Sold	Administrative Forfeiture	910	675	---	235
DUI-Related	01/12/2022	Vehicle	2014 Volkswagen Passat	Returned to Owner	Agreement	1,000	500	---	500
DUI-Related	01/19/2022	Vehicle	1998 Toyota Camry	Property Sold	Administrative Forfeiture	1,600	920	---	680
Agency Total						\$4,020	\$2,371	\$---	\$1,649
Metropolitan Airports Commission Police Department									
DUI-Related	04/29/2022	Vehicle	1999 Oldsmobile Bravada	Salvage Yard	Administrative Forfeiture	385	385	---	---
Controlled Substance	06/10/2022	Cash		Cash Forfeiture	Administrative Forfeiture	1,400	---	---	1,400
DUI-Related	05/11/2022	Vehicle	2006 Honda Accord	Property Sold	Administrative Forfeiture	3,075	475	---	2,600
DUI-Related	05/11/2022	Vehicle	2009 Toyota Camry	Property Sold	Administrative Forfeiture	5,550	385	---	5,165
Agency Total						\$10,410	\$1,245	\$---	\$9,165

*When expenses exceed the gross amount received, the net proceeds available for distribution are shown as zero.

Table 2A
Property Seized Subject to State Forfeiture - Final Disposition - 2022
Sorted by Agency and Net Proceeds

Entity and Crime	Disposition Date	Type of Property	Property Detail	Disposition of Property	Basis of Disposition	Gross Sales	Expenses Paid	Amount Returned	Net Proceeds*
Milaca Police Department									
Controlled Substance	10/14/2022	Vehicle	2002 Volvo S60	Property Sold	Administrative Forfeiture	502	180	---	322
DUI-Related	10/14/2022	Vehicle	2005 Dodge Ram	Property Sold	Administrative Forfeiture	2,555	90	---	2,465
DUI-Related	10/14/2022	Vehicle	2009 Toyota Corolla	Property Sold	Administrative Forfeiture	2,750	---	---	2,750
Agency Total						\$5,807	\$270	\$---	\$5,537
Mille Lacs County Sheriff's Office									
Vehicular Operation	08/23/2022	ATV	2018 Can-Am Maverick Max 1000R 4X4	Returned to Owner	Administrative Forfeiture	---	255	---	---
DUI-Related	09/02/2022	Vehicle	2002 Chevrolet Silverado	Returned to Owner	Administrative Forfeiture	---	300	---	---
Controlled Substance	08/26/2022	Vehicle	2006 Pontiac Phoenix	Salvage Yard	Administrative Forfeiture	---	---	---	---
DUI-Related	08/19/2022	Vehicle	2015 Chevrolet Silverado	Returned to Owner	Agreement	---	685	---	---
DUI-Related	08/15/2022	Vehicle	2006 Lincoln Zephyr	Returned to Owner	Agreement	---	360	---	---
DUI-Related	10/25/2022	Vehicle	2000 Honda Accord	Salvage Yard	Administrative Forfeiture	220	510	---	---
DUI-Related	04/28/2022	Vehicle	2012 BMW 135i	Returned to Owner	Court Ordered Return	229	229	---	---
Controlled Substance	04/11/2022	Cash		Returned to Owner	Administrative Forfeiture	234	---	234	---
Controlled Substance	05/04/2022	Cash		Returned to Owner	Agreement	277	---	277	---
Controlled Substance	03/23/2022	Cash		Returned to Owner	Administrative Forfeiture	301	---	301	---
DUI-Related	05/14/2022	Motorcycle	2001 Honda Unknown	Returned to Owner	Court Ordered Return	435	435	---	---
Controlled Substance	06/06/2022	Cash		Returned to Owner	Administrative Forfeiture	2,501	---	2,501	---
DUI-Related	03/23/2022	Vehicle	2006 Pontiac Montana	Salvage Yard	Administrative Forfeiture	300	260	---	40
Controlled Substance	05/10/2022	Cash		Cash Forfeiture	Administrative Forfeiture	126	---	---	126
Burglary	03/23/2022	Vehicle	2000 Buick Regal	Salvage Yard	Judicial Forfeiture	300	125	---	175
Controlled Substance	05/10/2022	Cash		Cash Forfeiture	Administrative Forfeiture	234	---	---	234
Controlled Substance	05/10/2022	Cash		Cash Forfeiture	Administrative Forfeiture	276	---	---	276
Controlled Substance	09/09/2022	Cash		Cash Forfeiture	Administrative Forfeiture	410	---	---	410
Controlled Substance	05/17/2022	Cash		Cash Forfeiture	Administrative Forfeiture	784	---	---	784
Controlled Substance	09/26/2022	Cash		Cash Forfeiture	Agreement	1,220	---	---	1,220
Controlled Substance	05/10/2022	Cash		Cash Forfeiture	Administrative Forfeiture	1,400	---	---	1,400
Controlled Substance	05/10/2022	Cash		Cash Forfeiture	Administrative Forfeiture	1,415	---	---	1,415
Controlled Substance	09/09/2022	Cash		Cash Forfeiture	Administrative Forfeiture	1,662	---	---	1,662
Controlled Substance	05/17/2022	Cash		Cash Forfeiture	Administrative Forfeiture	2,043	---	---	2,043
DUI-Related	04/04/2022	Vehicle	2012 Honda Accord	Returned to Owner	Court Ordered Return	2,500	240	---	2,260
DUI-Related	04/16/2022	Vehicle	2005 Dodge Ram	Property Sold	Administrative Forfeiture	2,650	150	---	2,500
DUI-Related	05/06/2022	Vehicle	2008 Chevrolet Silverado	Returned to Owner	Agreement	2,900	324	---	2,576
Agency Total						\$22,417	\$3,873	\$3,313	\$17,121

*When expenses exceed the gross amount received, the net proceeds available for distribution are shown as zero.

Table 2A
Property Seized Subject to State Forfeiture - Final Disposition - 2022
Sorted by Agency and Net Proceeds

Entity and Crime	Disposition Date	Type of Property	Property Detail	Disposition of Property	Basis of Disposition	Gross Sales	Expenses Paid	Amount Returned	Net Proceeds*
Mille Lacs Tribal Police Department									
DUI-Related	09/13/2022	Vehicle	2012 Chevrolet Impala	Property Retained	Administrative Forfeiture	---	---	---	---
Controlled Substance	08/04/2022	Vehicle	2005 Nissan Altima	Property Sold	Administrative Forfeiture	551	481	---	70
Controlled Substance	05/09/2022	Cash		Cash Forfeiture	Administrative Forfeiture	175	---	---	175
Controlled Substance	04/14/2022	Cash		Cash Forfeiture	Administrative Forfeiture	199	---	---	199
Controlled Substance	05/09/2022	Cash		Cash Forfeiture	Administrative Forfeiture	360	---	---	360
Controlled Substance	05/09/2022	Cash		Cash Forfeiture	Administrative Forfeiture	361	---	---	361
Controlled Substance	05/09/2022	Cash		Cash Forfeiture	Administrative Forfeiture	365	---	---	365
Controlled Substance	10/03/2022	Cash		Cash Forfeiture	Administrative Forfeiture	520	---	---	520
Controlled Substance	10/03/2022	Cash		Cash Forfeiture	Administrative Forfeiture	750	---	---	750
Controlled Substance	03/16/2022	Cash		Cash Forfeiture	Administrative Forfeiture	841	---	---	841
Controlled Substance	03/16/2022	Cash		Cash Forfeiture	Administrative Forfeiture	877	---	---	877
Controlled Substance	08/04/2022	Vehicle	2009 Kia Optima (2006 New Model)	Property Sold	Administrative Forfeiture	1,002	125	---	877
Controlled Substance	03/16/2022	Cash		Cash Forfeiture	Administrative Forfeiture	956	---	---	956
DUI-Related	08/04/2022	Vehicle	2003 Ford Ranger	Property Sold	Administrative Forfeiture	1,251	171	---	1,080
Controlled Substance	03/16/2022	Cash		Cash Forfeiture	Administrative Forfeiture	1,334	---	---	1,334
Controlled Substance	10/03/2022	Cash		Cash Forfeiture	Administrative Forfeiture	1,368	---	---	1,368
Controlled Substance	05/09/2022	Cash		Cash Forfeiture	Administrative Forfeiture	1,764	---	---	1,764
Controlled Substance	05/09/2022	Cash		Cash Forfeiture	Administrative Forfeiture	5,822	---	---	5,822
Controlled Substance	05/09/2022	Cash		Cash Forfeiture	Administrative Forfeiture	14,900	---	---	14,900
Agency Total						\$33,396	\$777	\$---	\$32,619
Minneapolis Police Department									
Controlled Substance	08/18/2022	Firearm	Poly Technologies - 0.17 Caliber - Unknown	Property Destroyed	Administrative Forfeiture	---	---	---	---
Controlled Substance	03/04/2022	Firearm	Smith and Wesson - 0.4 Caliber - Pistol	Property Destroyed	Administrative Forfeiture	---	---	---	---
DUI-Related	12/08/2022	Vehicle	2005 Ford Escape	Property Sold	Administrative Forfeiture	25	140	---	---
DUI-Related	12/08/2022	Vehicle	2006 Buick LaCrosse AWD	Property Sold	Administrative Forfeiture	50	143	---	---
DUI-Related	07/07/2022	Vehicle	2002 Ford Escape	Property Sold	Administrative Forfeiture	125	150	---	---
DUI-Related	07/07/2022	Vehicle	2004 Ford Taurus	Returned to Owner	Administrative Forfeiture	125	150	---	---
DUI-Related	07/07/2022	Vehicle	1998 Saturn SL	Property Sold	Administrative Forfeiture	125	150	---	---
DUI-Related	07/07/2022	Vehicle	2000 Mazda DX-LX	Property Sold	Administrative Forfeiture	125	150	---	---
DUI-Related	07/07/2022	Vehicle	2006 Dodge Stratus 4 Door	Property Sold	Administrative Forfeiture	125	150	---	---
DUI-Related	07/07/2022	Vehicle	2005 Mercury Sable	Property Sold	Administrative Forfeiture	125	150	---	---
DUI-Related	07/07/2022	Vehicle	2003 Mazda Protege/Protege 5	Property Sold	Administrative Forfeiture	125	150	---	---
DUI-Related	07/07/2022	Vehicle	2002 Saab 9-5 Sedan	Property Sold	Administrative Forfeiture	125	150	---	---

*When expenses exceed the gross amount received, the net proceeds available for distribution are shown as zero.

Table 2A
Property Seized Subject to State Forfeiture - Final Disposition - 2022
Sorted by Agency and Net Proceeds

Entity and Crime	Disposition Date	Type of Property	Property Detail	Disposition of Property	Basis of Disposition	Gross Sales	Expenses Paid	Amount Returned	Net Proceeds*
Minneapolis Police Department (Continued)									
DUI-Related	07/07/2022	Vehicle	2005 Nissan Altima	Property Sold	Administrative Forfeiture	125	150	---	---
DUI-Related	07/07/2022	Vehicle	1998 Infiniti I30	Property Sold	Administrative Forfeiture	125	150	---	---
DUI-Related	07/07/2022	Vehicle	2005 Pontiac G6	Property Sold	Administrative Forfeiture	125	150	---	---
DUI-Related	07/07/2022	Vehicle	1996 Chevrolet Blazer	Property Sold	Administrative Forfeiture	125	150	---	---
DUI-Related	07/07/2022	Vehicle	2003 Buick Rendezvous FWD	Property Sold	Administrative Forfeiture	125	150	---	---
DUI-Related	07/07/2022	Vehicle	2000 Honda Accord	Property Sold	Administrative Forfeiture	125	150	---	---
DUI-Related	07/07/2022	Vehicle	2005 Ford Focus	Property Sold	Administrative Forfeiture	300	168	---	132
DUI-Related	07/07/2022	Vehicle	2005 Chevrolet Cavalier	Property Sold	Administrative Forfeiture	325	170	---	155
Theft	03/21/2022	Jewelry		Property Sold	Administrative Forfeiture	175	---	---	175
DUI-Related	12/08/2022	Vehicle	2010 Ford Escape	Property Sold	Administrative Forfeiture	350	173	---	177
DUI-Related	11/03/2022	Vehicle	2002 Chevrolet Prizm	Property Sold	Administrative Forfeiture	450	208	---	242
DUI-Related	03/31/2022	Vehicle	1997 Ford F150	Property Sold	Administrative Forfeiture	600	198	---	402
DUI-Related	11/03/2022	Vehicle	1996 Oldsmobile Aurora	Property Sold	Administrative Forfeiture	700	233	---	467
DUI-Related	12/01/2022	Vehicle	2003 Toyota Avalon	Property Sold	Administrative Forfeiture	700	233	---	467
Controlled Substance	03/31/2022	Vehicle	2005 Dodge Caravan	Property Sold	Administrative Forfeiture	800	218	---	582
Controlled Substance	03/31/2022	Vehicle	2005 Chrysler Town and Country	Property Sold	Administrative Forfeiture	800	218	---	582
DUI-Related	03/31/2022	Vehicle	1998 Ford Explorer	Property Sold	Administrative Forfeiture	800	218	---	582
Controlled Substance	09/13/2022	Cash		Cash Forfeiture	Administrative Forfeiture	610	---	---	610
Controlled Substance	12/01/2022	Vehicle	2007 Dodge Magnum	Property Sold	Administrative Forfeiture	1,000	263	---	737
Controlled Substance	09/13/2022	Cash		Cash Forfeiture	Administrative Forfeiture	946	---	---	946
Controlled Substance	09/13/2022	Cash		Cash Forfeiture	Administrative Forfeiture	1,120	---	---	1,120
Controlled Substance	03/21/2022	Cash		Cash Forfeiture	Administrative Forfeiture	1,941	---	755	1,186
Controlled Substance	03/21/2022	Cash		Cash Forfeiture	Administrative Forfeiture	1,191	---	---	1,191
Controlled Substance	09/13/2022	Cash		Cash Forfeiture	Administrative Forfeiture	1,363	---	---	1,363
DUI-Related	11/03/2022	Vehicle	2011 Nissan Sentra	Property Sold	Administrative Forfeiture	1,700	333	---	1,367
DUI-Related	12/01/2022	Vehicle	2004 Ford F150	Property Sold	Administrative Forfeiture	2,200	383	---	1,817
Controlled Substance	09/13/2022	Cash		Cash Forfeiture	Administrative Forfeiture	2,013	---	---	2,013
Controlled Substance	09/13/2022	Cash		Cash Forfeiture	Administrative Forfeiture	2,030	---	---	2,030
Controlled Substance	03/21/2022	Cash		Cash Forfeiture	Administrative Forfeiture	2,053	---	---	2,053
Controlled Substance	09/13/2022	Cash		Cash Forfeiture	Administrative Forfeiture	2,328	---	---	2,328
Controlled Substance	09/13/2022	Cash		Cash Forfeiture	Administrative Forfeiture	2,445	---	---	2,445
Controlled Substance	09/13/2022	Cash		Cash Forfeiture	Administrative Forfeiture	2,630	---	---	2,630
Controlled Substance	09/13/2022	Cash		Cash Forfeiture	Administrative Forfeiture	2,899	---	---	2,899
Controlled Substance	11/03/2022	Vehicle	2007 BMW 750 Series	Property Sold	Administrative Forfeiture	3,600	523	---	3,077

*When expenses exceed the gross amount received, the net proceeds available for distribution are shown as zero.

Table 2A
Property Seized Subject to State Forfeiture - Final Disposition - 2022
Sorted by Agency and Net Proceeds

Entity and Crime	Disposition Date	Type of Property	Property Detail	Disposition of Property	Basis of Disposition	Gross Sales	Expenses Paid	Amount Returned	Net Proceeds*
Minneapolis Police Department (Continued)									
Controlled Substance	03/21/2022	Cash		Cash Forfeiture	Administrative Forfeiture	3,125	---	---	3,125
Controlled Substance	12/01/2022	Vehicle	2006 Hummer H3 4WD	Property Sold	Administrative Forfeiture	3,700	533	---	3,167
DUI-Related	11/03/2022	Vehicle	2011 Chevrolet Malibu	Property Sold	Administrative Forfeiture	3,700	533	---	3,167
Controlled Substance	03/21/2022	Cash		Cash Forfeiture	Administrative Forfeiture	3,172	---	---	3,172
Controlled Substance	03/21/2022	Cash		Cash Forfeiture	Administrative Forfeiture	4,300	---	---	4,300
Controlled Substance	09/13/2022	Cash		Cash Forfeiture	Administrative Forfeiture	5,120	---	---	5,120
Controlled Substance	03/21/2022	Cash		Cash Forfeiture	Administrative Forfeiture	10,235	---	5,000	5,235
Controlled Substance	09/13/2022	Cash		Cash Forfeiture	Administrative Forfeiture	5,830	---	---	5,830
DUI-Related	11/03/2022	Vehicle	2011 BMW X1 sDrive28i	Property Sold	Administrative Forfeiture	7,200	883	---	6,317
Controlled Substance	12/01/2022	Vehicle	2016 Ford Escape	Property Sold	Administrative Forfeiture	7,500	913	---	6,587
Controlled Substance	03/21/2022	Cash		Cash Forfeiture	Administrative Forfeiture	11,119	---	3,000	8,119
DUI-Related	12/01/2022	Vehicle	2016 Toyota Camry	Property Sold	Administrative Forfeiture	9,300	1,093	---	8,207
Controlled Substance	03/21/2022	Cash		Cash Forfeiture	Administrative Forfeiture	8,790	---	---	8,790
Controlled Substance	09/13/2022	Cash		Cash Forfeiture	Administrative Forfeiture	9,921	---	---	9,921
Controlled Substance	03/21/2022	Cash		Cash Forfeiture	Administrative Forfeiture	10,070	---	---	10,070
Controlled Substance	09/13/2022	Cash		Cash Forfeiture	Administrative Forfeiture	10,195	---	---	10,195
Controlled Substance	03/21/2022	Cash		Cash Forfeiture	Administrative Forfeiture	13,211	---	---	13,211
Controlled Substance	09/13/2022	Cash		Cash Forfeiture	Administrative Forfeiture	16,320	---	---	16,320
Controlled Substance	03/21/2022	Cash		Cash Forfeiture	Administrative Forfeiture	24,927	---	---	24,927
Controlled Substance	09/13/2022	Cash		Cash Forfeiture	Administrative Forfeiture	28,349	---	---	28,349
Controlled Substance	03/21/2022	Cash		Cash Forfeiture	Administrative Forfeiture	127,898	---	---	127,898
Agency Total						\$363,876	\$9,877	\$8,755	\$345,802

*When expenses exceed the gross amount received, the net proceeds available for distribution are shown as zero.

Table 2A
Property Seized Subject to State Forfeiture - Final Disposition - 2022
Sorted by Agency and Net Proceeds

Entity and Crime	Disposition Date	Type of Property	Property Detail	Disposition of Property	Basis of Disposition	Gross Sales	Expenses Paid	Amount Returned	Net Proceeds*
Minnesota River Valley Drug Task Force									
Controlled Substance	04/04/2022	Vehicle	2012 Cadillac SRX	Returned to Owner	Agreement	---	---	---	---
Controlled Substance	12/07/2022	Firearm	Olympic Arms - 0.22 Caliber - Pistol	Property Sold	Administrative Forfeiture	50	---	---	50
Controlled Substance	12/07/2022	Firearm	H&K - 0.4 Caliber - Pistol	Property Sold	Administrative Forfeiture	50	---	---	50
Controlled Substance	12/07/2022	Firearm	Taurus - 9 Millimeter - Pistol	Property Sold	Administrative Forfeiture	75	---	---	75
Controlled Substance	07/13/2022	Cash		Cash Forfeiture	Administrative Forfeiture	335	---	---	335
Controlled Substance	04/06/2022	Cash		Cash Forfeiture	Administrative Forfeiture	387	---	---	387
Controlled Substance	06/29/2022	Cash		Cash Forfeiture	Administrative Forfeiture	529	---	---	529
Controlled Substance	06/29/2022	Cash		Cash Forfeiture	Administrative Forfeiture	660	---	---	660
Controlled Substance	09/28/2022	Cash		Cash Forfeiture	Administrative Forfeiture	1,051	---	---	1,051
Controlled Substance	03/30/2022	Cash		Cash Forfeiture	Administrative Forfeiture	1,193	---	---	1,193
Controlled Substance	06/08/2022	Cash		Cash Forfeiture	Administrative Forfeiture	1,275	---	---	1,275
Controlled Substance	07/27/2022	Cash		Cash Forfeiture	Administrative Forfeiture	1,410	---	---	1,410
Controlled Substance	06/15/2022	Vehicle	2004 Chevrolet Tahoe	Property Sold	Administrative Forfeiture	3,390	362	---	3,028
Controlled Substance	04/20/2022	Cash		Cash Forfeiture	Administrative Forfeiture	14,850	---	---	14,850
Agency Total						\$25,255	\$362	\$---	\$24,893
Minnesota State Patrol									
Controlled Substance	11/30/2022	Vehicle	2008 Buick Enclave AWD	Property Retained	Administrative Forfeiture	---	---	---	---
DUI-Related	05/31/2022	Vehicle	2018 Jeep Grand Cherokee 2WD	Returned per Agreement	Administrative Forfeiture	---	---	---	---
DUI-Related	09/14/2022	Vehicle	2017 Toyota RAV4	Returned per Agreement	Administrative Forfeiture	---	---	---	---
DUI-Related	07/29/2022	Vehicle	2021 Hyundai Santa Fe 2WD	Returned per Agreement	Administrative Forfeiture	---	---	---	---
DUI-Related	12/27/2022	Vehicle	2015 GMC Sierra 1500	Returned per Agreement	Administrative Forfeiture	---	---	---	---
DUI-Related	09/26/2022	Vehicle	2022 Toyota Camry	Returned per Agreement	Administrative Forfeiture	---	---	---	---
DUI-Related	10/28/2022	Vehicle	2015 Ford f350	Returned per Agreement	Administrative Forfeiture	---	---	---	---
DUI-Related	07/19/2022	Vehicle	2017 Chevrolet Cruze	Returned per Agreement	Administrative Forfeiture	---	---	---	---
DUI-Related	05/27/2022	Vehicle	2018 Nissan Sentra	Returned per Agreement	Administrative Forfeiture	---	---	---	---
DUI-Related	07/21/2022	Vehicle	2000 Chevrolet Blazer	Returned per Agreement	Administrative Forfeiture	---	---	---	---
DUI-Related	08/16/2022	Vehicle	2015 Dodge Charger	Returned per Agreement	Administrative Forfeiture	---	---	---	---
DUI-Related	09/07/2022	Vehicle	2019 Ford Fusion	Returned per Agreement	Administrative Forfeiture	---	---	---	---
DUI-Related	04/20/2022	Vehicle	2018 Hyundai Sonata	Returned per Agreement	Administrative Forfeiture	---	---	---	---
DUI-Related	01/01/2022	Vehicle	2017 Honda Accord	Returned per Agreement	Administrative Forfeiture	---	---	---	---
DUI-Related	03/31/2022	Vehicle	2005 Chevrolet Cobalt	Returned per Agreement	Administrative Forfeiture	---	---	---	---
DUI-Related	02/17/2022	Vehicle	2015 GMC Acadia AWD	Returned per Agreement	Administrative Forfeiture	---	---	---	---
DUI-Related	01/13/2022	Vehicle	2020 Ford F150	Returned per Agreement	Administrative Forfeiture	---	---	---	---

*When expenses exceed the gross amount received, the net proceeds available for distribution are shown as zero.

Table 2A
Property Seized Subject to State Forfeiture - Final Disposition - 2022
Sorted by Agency and Net Proceeds

Entity and Crime	Disposition Date	Type of Property	Property Detail	Disposition of Property	Basis of Disposition	Gross Sales	Expenses Paid	Amount Returned	Net Proceeds*
Minnesota State Patrol (Continued)									
DUI-Related	07/29/2022	Vehicle	2007 Ford Edge	Returned per Agreement	Administrative Forfeiture	---	---	---	---
DUI-Related	05/02/2022	Vehicle	2014 Ford Explorer	Returned per Agreement	Administrative Forfeiture	---	---	---	---
DUI-Related	01/01/2022	Vehicle	2006 Honda Accord	Returned per Agreement	Administrative Forfeiture	---	---	---	---
DUI-Related	05/20/2022	Vehicle	2004 Honda Accord	Returned per Agreement	Administrative Forfeiture	---	---	---	---
DUI-Related	05/06/2022	Vehicle	2005 Honda CR-V 2WD	Returned per Agreement	Administrative Forfeiture	---	---	---	---
DUI-Related	03/11/2022	Vehicle	2004 Audi A6	Returned per Agreement	Administrative Forfeiture	---	---	---	---
DUI-Related	01/11/2022	Vehicle	2018 Nissan Altima	Returned per Agreement	Administrative Forfeiture	---	---	---	---
DUI-Related	03/01/2022	Vehicle	2017 Honda Accord	Returned per Agreement	Administrative Forfeiture	---	---	---	---
DUI-Related	01/24/2022	Vehicle	2013 Chevrolet Silverado	Returned per Agreement	Administrative Forfeiture	---	---	---	---
DUI-Related	01/27/2022	Vehicle	2015 GMC Sierra 1500	Returned per Agreement	Administrative Forfeiture	---	---	---	---
DUI-Related	03/24/2022	Vehicle	2004 Dodge Stratus	Returned per Agreement	Administrative Forfeiture	---	---	---	---
DUI-Related	05/10/2022	Vehicle	2015 Chevrolet Malibu	Returned per Agreement	Administrative Forfeiture	---	---	---	---
DUI-Related	01/01/2022	Vehicle	2011 Nissan Rogue	Returned per Agreement	Administrative Forfeiture	---	---	---	---
DUI-Related	01/21/2022	Vehicle	2011 BMW 325ci	Returned per Agreement	Administrative Forfeiture	---	---	---	---
DUI-Related	04/01/2022	Vehicle	2011 Ford F150	Returned per Agreement	Administrative Forfeiture	---	---	---	---
DUI-Related	05/05/2022	Vehicle	2016 Chevrolet Silverado	Returned per Agreement	Administrative Forfeiture	---	---	---	---
DUI-Related	01/07/2022	Vehicle	2018 Ford Fusion	Returned per Agreement	Administrative Forfeiture	---	---	---	---
DUI-Related	06/15/2022	Vehicle	2012 Volkswagen Jetta	Returned per Agreement	Administrative Forfeiture	---	---	---	---
DUI-Related	01/05/2022	Vehicle	2012 Cadillac SRX	Returned per Agreement	Administrative Forfeiture	---	---	---	---
DUI-Related	05/13/2022	Vehicle	2006 Saturn Ion	Returned per Agreement	Administrative Forfeiture	---	---	---	---
DUI-Related	04/05/2022	Vehicle	2016 Subaru XV Crosstrek AWD	Returned per Agreement	Administrative Forfeiture	---	---	---	---
DUI-Related	12/21/2022	Vehicle	2018 GMC Sierra 1500	Returned per Agreement	Administrative Forfeiture	---	---	---	---
DUI-Related	02/18/2022	Vehicle	2019 Ford F150	Returned per Agreement	Administrative Forfeiture	---	---	---	---
DUI-Related	08/12/2022	Vehicle	2017 Ford Fusion	Returned per Agreement	Administrative Forfeiture	---	---	---	---
DUI-Related	12/19/2022	Vehicle	2016 Cadillac XTS	Returned per Agreement	Administrative Forfeiture	---	---	---	---
DUI-Related	03/21/2022	Vehicle	2007 Dodge Caravan	Property Retained	Administrative Forfeiture	---	---	---	---
DUI-Related	01/01/2022	Vehicle	2014 Toyota Prius	Returned per Agreement	Administrative Forfeiture	---	---	---	---
DUI-Related	12/06/2022	Vehicle	2015 Ford Escape	Returned per Agreement	Administrative Forfeiture	---	---	---	---
DUI-Related	12/15/2022	Vehicle	2017 Subaru Forester AWD	Returned per Agreement	Administrative Forfeiture	---	---	---	---
DUI-Related	08/26/2022	Vehicle	2007 Honda Accord	Returned per Agreement	Administrative Forfeiture	---	---	---	---
Fleeing a Peace Officer	10/12/2022	Vehicle	2007 Dodge Caliber	Property Abandoned	Administrative Forfeiture	---	824	---	---
DUI-Related	03/17/2022	Vehicle	2008 Chevrolet Uplander AWD	Returned per Agreement	Administrative Forfeiture	---	---	---	---
Fleeing a Peace Officer	12/22/2022	Vehicle	2013 Ford Fusion	Property Abandoned	Administrative Forfeiture	---	864	---	---
Fleeing a Peace Officer	12/22/2022	Vehicle	2005 Buick LaCrosse	Property Abandoned	Administrative Forfeiture	---	789	---	---

*When expenses exceed the gross amount received, the net proceeds available for distribution are shown as zero.

Table 2A
Property Seized Subject to State Forfeiture - Final Disposition - 2022
Sorted by Agency and Net Proceeds

Entity and Crime	Disposition Date	Type of Property	Property Detail	Disposition of Property	Basis of Disposition	Gross Sales	Expenses Paid	Amount Returned	Net Proceeds*
Minnesota State Patrol (Continued)									
DUI-Related	05/05/2022	Vehicle	2015 Chrysler 200	Returned per Agreement	Administrative Forfeiture	---	---	---	---
DUI-Related	12/22/2022	Vehicle	2008 Mitsubishi Eclipse	Returned per Agreement	Administrative Forfeiture	---	---	---	---
Fleeing a Peace Officer	12/05/2022	Vehicle	2005 Cadillac Escalade 2WD	Returned to Owner	Judicial Forfeiture	---	---	---	---
Fleeing a Peace Officer	12/05/2022	Vehicle	2013 Ford Edge	Returned to Owner	Agreement	---	---	---	---
DUI-Related	11/14/2022	Vehicle	2016 Subaru WRX	Returned per Agreement	Administrative Forfeiture	---	---	---	---
DUI-Related	12/22/2022	Vehicle	2005 Pontiac G6	Property Abandoned	Administrative Forfeiture	---	767	---	---
Controlled Substance	12/22/2022	Vehicle	2000 Mazda G26	Salvage Yard	Judicial Forfeiture	---	267	---	---
DUI-Related	10/12/2022	Vehicle	2010 Dodge Journey	Property Abandoned	Agreement	---	777	---	---
Fleeing a Peace Officer	12/05/2022	Vehicle	2022 Chevrolet Silverado	Returned to Owner	Administrative Forfeiture	---	237	---	---
DUI-Related	10/19/2022	Vehicle	2003 Buick Park Avenue	Returned to Owner	Administrative Forfeiture	---	---	---	---
Fleeing a Peace Officer	10/12/2022	Vehicle	2006 Ford Fusion	Returned to Owner	Judicial Forfeiture	---	---	---	---
Fleeing a Peace Officer	10/06/2022	Vehicle	2007 Toyota Avalon	Returned to Owner	Administrative Forfeiture	---	259	---	---
Controlled Substance	09/22/2022	Vehicle	2006 Chevrolet HHR Panel FWD	Returned to Owner	Administrative Forfeiture	---	---	---	---
DUI-Related	02/07/2022	Vehicle	2002 Toyota Corolla	Property Retained	Administrative Forfeiture	---	---	---	---
Fleeing a Peace Officer	04/21/2022	Vehicle	2013 Toyota Tacoma	Returned to Owner	Judicial Forfeiture	---	14	---	---
DUI-Related	03/21/2022	Vehicle	2001 Ford F150	Property Retained	Administrative Forfeiture	---	---	---	---
Controlled Substance	03/22/2022	Vehicle	2001 Buick LeSabre	Property Abandoned	Administrative Forfeiture	---	639	---	---
DUI-Related	03/22/2022	Vehicle	2007 Dodge Nitro 2WD	Property Abandoned	Administrative Forfeiture	---	587	---	---
Fleeing a Peace Officer	01/30/2022	Vehicle	2008 Cadillac CTS	Returned to Owner	Judicial Forfeiture	---	608	---	---
DUI-Related	08/01/2022	Vehicle	2007 Chevrolet Avalanche	Property Retained	Administrative Forfeiture	---	---	---	---
Vehicular Homicide	07/25/2022	Vehicle	2003 Ford Explorer XLT	Returned to Lienholder	Judicial Forfeiture	---	7	---	---
DUI-Related	03/21/2022	Vehicle	2005 Chevrolet Colorado	Property Retained	Administrative Forfeiture	---	---	---	---
Controlled Substance	03/21/2022	Vehicle	2011 Ford Fusion	Returned to Owner	Administrative Forfeiture	---	2	---	---
DUI-Related	06/30/2022	Vehicle	1996 Dodge Dakota Cab Chassis 2WD	Returned to Owner	Administrative Forfeiture	---	---	---	---
Fleeing a Peace Officer	03/21/2022	Vehicle	2008 GMC Yukon 1500 2WD	Returned to Owner	Judicial Forfeiture	---	---	---	---
DUI-Related	06/30/2022	Vehicle	2010 Chevrolet Malibu	Returned to Owner	Administrative Forfeiture	---	---	---	---
DUI-Related	04/07/2022	Vehicle	1998 Plymouth Breeze	Returned to Owner	Administrative Forfeiture	---	---	---	---
Controlled Substance	04/07/2022	Vehicle	2004 GMC Yukon 1500 2WD	Returned to Owner	Administrative Forfeiture	---	---	---	---
DUI-Related	07/25/2022	Vehicle	2010 Hyundai Elantra	Returned to Owner	Administrative Forfeiture	---	---	---	---
DUI-Related	01/28/2022	Vehicle	2004 Chevrolet TrailBlazer	Returned to Owner	Administrative Forfeiture	---	739	---	---
DUI-Related	03/22/2022	Vehicle	2006 Chevrolet Malibu	Returned to Owner	Administrative Forfeiture	---	---	---	---
DUI-Related	05/23/2022	Vehicle	2000 Buick LeSabre	Returned to Owner	Administrative Forfeiture	---	358	---	---
Controlled Substance	08/26/2022	Vehicle	2015 Dodge Dart	Returned to Owner	Administrative Forfeiture	---	420	---	---
DUI-Related	08/24/2022	Vehicle	2007 Saturn Outlook AWD	Returned to Owner	Administrative Forfeiture	---	---	---	---

*When expenses exceed the gross amount received, the net proceeds available for distribution are shown as zero.

Table 2A
Property Seized Subject to State Forfeiture - Final Disposition - 2022
Sorted by Agency and Net Proceeds

Entity and Crime	Disposition Date	Type of Property	Property Detail	Disposition of Property	Basis of Disposition	Gross Sales	Expenses Paid	Amount Returned	Net Proceeds*
Minnesota State Patrol (Continued)									
Fleeing a Peace Officer	02/11/2022	Vehicle	2012 Volkswagen Jetta	Returned to Owner	Judicial Forfeiture	---	---	---	---
DUI-Related	03/21/2022	Vehicle	2001 Chevrolet Equinox	Property Retained	Administrative Forfeiture	---	---	---	---
Controlled Substance	03/21/2022	Vehicle	2006 Chevrolet Silverado	Property Retained	Administrative Forfeiture	---	---	---	---
DUI-Related	03/22/2022	Vehicle	2003 Dodge Ram	Property Abandoned	Administrative Forfeiture	---	795	---	---
DUI-Related	03/21/2022	Vehicle	2010 Audi Q5	Property Retained	Administrative Forfeiture	---	---	---	---
Carrying a Rifle or Shotgun	05/13/2022	Firearm	High Standard - 12 Gauge - Unknown	Property Destroyed	Summary Forfeiture	---	---	---	---
Controlled Substance	07/25/2022	Firearm	Taurus - 9 Millimeter - Unknown	Property Destroyed	Administrative Forfeiture	---	---	---	---
Controlled Substance	04/07/2022	Firearm	Springfield - 9 Millimeter - Pistol	Property Destroyed	Summary Forfeiture	---	---	---	---
DUI-Related	01/24/2022	Firearm	Springfield - 9 Millimeter - Pistol	Property Destroyed	Summary Forfeiture	---	---	---	---
Controlled Substance	05/13/2022	Firearm	Benelli - 12 Gauge - Unknown	Property Destroyed	Summary Forfeiture	---	---	---	---
Controlled Substance	05/13/2022	Firearm	Ruger - 0.3 Caliber - Revolver	Property Destroyed	Summary Forfeiture	---	---	---	---
Controlled Substance	05/13/2022	Firearm	Smith and Wesson - 9 Millimeter - Unknown	Property Destroyed	Summary Forfeiture	---	---	---	---
Controlled Substance	05/13/2022	Firearm	Rossi - 0.22 Caliber - Unknown	Property Destroyed	Summary Forfeiture	---	---	---	---
Firearm Possession	05/13/2022	Firearm	Springfield - 0.4 Caliber - Pistol	Property Destroyed	Summary Forfeiture	---	---	---	---
Firearm Possession	05/13/2022	Firearm	Glock - 9 Millimeter - Pistol	Property Destroyed	Summary Forfeiture	---	---	---	---
Firearm Possession	05/13/2022	Firearm	SpringField - 9 Millimeter - Unknown	Retained for Destruction	Summary Forfeiture	---	---	---	---
Controlled Substance	09/23/2022	Firearm	Ruger - 0.5 Caliber - Unknown	Returned to Owner	Administrative Forfeiture	---	---	---	---
Controlled Substance	07/25/2022	Firearm	Remington Guns - 12 Gauge - Shotgun	Property Destroyed	Summary Forfeiture	---	---	---	---
Controlled Substance	07/25/2022	Firearm	New England - 12 Gauge - Unknown	Property Destroyed	Summary Forfeiture	---	---	---	---
Controlled Substance	07/25/2022	Firearm	Parker-Hale - 0.22 Caliber - Unknown	Property Destroyed	Summary Forfeiture	---	---	---	---
DUI-Related	07/25/2022	Firearm	Glock - 10 Millimeter - Pistol	Property Destroyed	Summary Forfeiture	---	---	---	---
Carrying a Rifle or Shotgun	01/14/2022	Firearm	Standard Manufacturing - 0.45 Caliber - Unknown	Returned to Owner	Agreement	---	---	---	---
Fleeing a Peace Officer	03/25/2022	Firearm	Ruger - 0.22 Caliber - Unknown	Property Destroyed	Summary Forfeiture	---	---	---	---
Firearm Possession	05/13/2022	Firearm	Ruger - 0.4 Caliber - Unknown	Property Destroyed	Administrative Forfeiture	---	---	---	---
Controlled Substance	01/24/2022	Firearm	Savage - 0.22 Caliber - Unknown	Returned to Owner	Summary Forfeiture	---	---	---	---
Firearm Possession	01/28/2022	Firearm	Glock - 10 Millimeter - Pistol	Returned to Owner	Summary Forfeiture	---	---	---	---
DUI-Related	01/14/2022	Firearm	Sig Sauer - 9 Millimeter - Pistol	Returned to Owner	Summary Forfeiture	---	---	---	---
Controlled Substance	03/21/2022	Firearm	Smith and Wesson - 0.38 Caliber - Unknown	Property Destroyed	Summary Forfeiture	---	---	---	---
Controlled Substance	05/13/2022	Firearm	Taurus - 9 Millimeter - Pistol	Property Destroyed	Summary Forfeiture	---	---	---	---
DUI-Related	11/14/2022	Firearm	Bryco Arms - 0.38 Caliber - Unknown	Property Abandoned	Court Ordered Return	---	---	---	---
Firearm Possession	10/13/2022	Firearm	Polymer 80 - 9 Millimeter - Pistol	Property Destroyed	Summary Forfeiture	---	---	---	---
Controlled Substance	10/13/2022	Firearm	Colt - 0.45 Caliber - Pistol	Property Destroyed	Judicial Forfeiture	---	---	---	---
Firearm Possession	10/13/2022	Firearm	Sig Sauer - 9 Millimeter - Pistol	Property Destroyed	Judicial Forfeiture	---	---	---	---
Firearm Possession	10/13/2022	Firearm	Taurus - 9 Millimeter - Pistol	Property Destroyed	Summary Forfeiture	---	---	---	---

*When expenses exceed the gross amount received, the net proceeds available for distribution are shown as zero.

Table 2A
Property Seized Subject to State Forfeiture - Final Disposition - 2022
Sorted by Agency and Net Proceeds

Entity and Crime	Disposition Date	Type of Property	Property Detail	Disposition of Property	Basis of Disposition	Gross Sales	Expenses Paid	Amount Returned	Net Proceeds*
Minnesota State Patrol (Continued)									
Firearm Possession	10/13/2022	Firearm	Glock - 0.4 Caliber - Pistol	Property Destroyed	Summary Forfeiture	---	---	---	---
DUI-Related	10/13/2022	Firearm	Ruger - 0.38 Caliber - Pistol	Property Destroyed	Judicial Forfeiture	---	---	---	---
Firearm Possession	10/13/2022	Firearm	Ruger - 0.38 Caliber - Pistol	Property Destroyed	Judicial Forfeiture	---	---	---	---
Controlled Substance	10/13/2022	Firearm	Sig Sauer - 9 Millimeter - Unknown	Property Destroyed	Summary Forfeiture	---	---	---	---
Controlled Substance	10/13/2022	Firearm	Beretta - 6 Millimeter - Rifle	Property Destroyed	Judicial Forfeiture	---	---	---	---
Firearm Possession	10/11/2022	Firearm	Ruger - 0.38 Caliber - Pistol	Property Destroyed	Summary Forfeiture	---	---	---	---
DUI-Related	11/14/2022	Firearm	Marlin - 0.38 Caliber - Unknown	Property Abandoned	Court Ordered Return	---	---	---	---
DUI-Related	11/14/2022	Firearm	Stevens - 12 Gauge - Unknown	Property Abandoned	Court Ordered Return	---	---	---	---
Firearm Possession	10/13/2022	Firearm	Sig Sauer - 0.38 Caliber - Pistol	Property Destroyed	Judicial Forfeiture	---	---	---	---
Firearm Possession	10/13/2022	Firearm	Draco - 9 Millimeter - Pistol	Property Destroyed	Judicial Forfeiture	---	---	---	---
Firearm Possession	12/22/2022	Firearm	Hatfield - 12 Gauge - Unknown	Property Destroyed	Summary Forfeiture	---	---	---	---
Firearm Possession	10/13/2022	Firearm	H&K - 9 Millimeter - Pistol	Property Destroyed	Summary Forfeiture	---	---	---	---
Firearm Possession	10/18/2022	Firearm	Winchester - 12 Gauge - Unknown	Property Destroyed	Summary Forfeiture	---	---	---	---
Firearm Possession	10/18/2022	Firearm	Remington Guns - 0.3 Caliber - Unknown	Property Destroyed	Summary Forfeiture	---	---	---	---
Controlled Substance	10/24/2022	Firearm	Glock - 9 Millimeter - Pistol	Property Abandoned	Administrative Forfeiture	---	---	---	---
Controlled Substance	10/24/2022	Firearm	Smith and Wesson - 9 Millimeter - Pistol	Property Abandoned	Administrative Forfeiture	---	---	---	---
Fleeing a Peace Officer	10/18/2022	Firearm	Canik - 9 Millimeter - Unknown	Property Destroyed	Summary Forfeiture	---	---	---	---
Firearm Possession	12/22/2022	Firearm	Smith and Wesson - 0.38 Caliber - Revolver	Property Destroyed	Summary Forfeiture	---	379	---	---
DUI-Related	10/28/2022	Firearm	Kimber - 9 Millimeter - Unknown	Returned to Owner	Administrative Forfeiture	---	385	---	---
DUI-Related	10/13/2022	Firearm	Smith and Wesson - 0.38 Caliber - Pistol	Property Destroyed	Summary Forfeiture	---	---	---	---
DUI-Related	10/24/2022	Motorcycle	2005 Yamaha YP400	Property Retained	Administrative Forfeiture	---	---	---	---
DUI-Related	07/01/2022	Motorcycle	2005 Suzuki GSXR600	Property Retained	Administrative Forfeiture	---	---	---	---
DUI-Related	08/01/2022	Motorcycle	1988 Harley-Davidson RS	Property Abandoned	Administrative Forfeiture	---	834	---	---
Controlled Substance	03/22/2022	Motorcycle	2006 Suzuki Unknown	Property Abandoned	Administrative Forfeiture	---	649	---	---
DUI-Related	12/05/2022	Vehicle	2011 Ford Fusion	Salvage Yard	Administrative Forfeiture	40	989	---	---
Fleeing a Peace Officer	10/28/2022	Motorcycle	1998 Kawasaki ZX900c (also called ZX9R)	Property Abandoned	Judicial Forfeiture	50	189	---	---
Controlled Substance	06/15/2022	Cash		Property Abandoned	Administrative Forfeiture	59	---	59	---
DUI-Related	05/19/2022	Vehicle	2019 Ram 1500 2WD	Returned to Owner	Administrative Forfeiture	96	96	---	---
DUI-Related	12/05/2022	Vehicle	2001 Audi A6	Salvage Yard	Administrative Forfeiture	100	1,402	---	---
DUI-Related	06/15/2022	Vehicle	2011 Dodge Ram	Returned to Owner	Administrative Forfeiture	100	615	---	---
DUI-Related	03/21/2022	Vehicle	2004 Ford E150	Returned to Owner	Administrative Forfeiture	107	107	---	---
DUI-Related	08/29/2022	Vehicle	2010 Kia Soul	Returned to Owner	Administrative Forfeiture	123	648	---	---
DUI-Related	02/25/2022	Vehicle	2003 Chevrolet TrailBlazer	Returned to Owner	Administrative Forfeiture	131	131	---	---
Fleeing a Peace Officer	03/22/2022	Vehicle	2008 Dodge Durango	Returned to Owner	Judicial Forfeiture	134	134	---	---

*When expenses exceed the gross amount received, the net proceeds available for distribution are shown as zero.

Table 2A
Property Seized Subject to State Forfeiture - Final Disposition - 2022
Sorted by Agency and Net Proceeds

Entity and Crime	Disposition Date	Type of Property	Property Detail	Disposition of Property	Basis of Disposition	Gross Sales	Expenses Paid	Amount Returned	Net Proceeds*
Minnesota State Patrol (Continued)									
DUI-Related	01/14/2022	Vehicle	2010 Chevrolet Silverado	Returned to Owner	Administrative Forfeiture	140	140	---	---
DUI-Related	04/21/2022	Vehicle	2018 Toyota Prius	Returned to Owner	Administrative Forfeiture	142	142	---	---
DUI-Related	01/28/2022	Vehicle	2007 Chevrolet Silverado	Returned to Owner	Administrative Forfeiture	145	145	---	---
Fleeing a Peace Officer	08/01/2022	Vehicle	2014 Nissan Rogue	Returned to Owner	Administrative Forfeiture	148	148	---	---
DUI-Related	04/21/2022	Vehicle	2003 Chevrolet Impala	Salvage Yard	Administrative Forfeiture	150	400	---	---
DUI-Related	02/15/2022	Vehicle	2005 Cadillac CTS	Salvage Yard	Administrative Forfeiture	150	628	---	---
DUI-Related	09/09/2022	Vehicle	2011 Hyundai Sonata	Salvage Yard	Administrative Forfeiture	150	977	---	---
DUI-Related	01/21/2022	Vehicle	1997 Toyota SR5	Salvage Yard	Administrative Forfeiture	150	611	---	---
Controlled Substance	08/24/2022	Vehicle	2000 Buick LeSabre	Salvage Yard	Administrative Forfeiture	150	175	---	---
DUI-Related	09/09/2022	Vehicle	2003 Ford Focus	Salvage Yard	Administrative Forfeiture	150	756	---	---
DUI-Related	01/28/2022	Vehicle	2003 Mazda Tribute 2WD	Property Abandoned	Administrative Forfeiture	150	573	---	---
DUI-Related	02/15/2022	Vehicle	2005 Nissan Altima	Salvage Yard	Administrative Forfeiture	150	641	---	---
DUI-Related	03/21/2022	Vehicle	2005 Ford Freestar Cargo Van FWD	Salvage Yard	Administrative Forfeiture	150	371	---	---
DUI-Related	09/14/2022	Vehicle	2005 Hyundai Elantra	Salvage Yard	Administrative Forfeiture	150	442	---	---
Controlled Substance	02/07/2022	Vehicle	2002 Saturn L200	Salvage Yard	Administrative Forfeiture	150	443	---	---
Fleeing a Peace Officer	02/07/2022	Vehicle	1994 Ford Mustang	Salvage Yard	Judicial Forfeiture	150	662	---	---
DUI-Related	01/28/2022	Vehicle	2003 GMC Envoy 2WD	Salvage Yard	Administrative Forfeiture	150	781	---	---
Controlled Substance	02/22/2022	Vehicle	2006 Chrysler 300	Property Abandoned	Administrative Forfeiture	150	707	---	---
Controlled Substance	03/21/2022	Vehicle	2008 Ford Crown Victoria	Salvage Yard	Administrative Forfeiture	150	619	---	---
Fleeing a Peace Officer	01/28/2022	Vehicle	1997 Toyota Corolla	Property Abandoned	Administrative Forfeiture	150	656	---	---
DUI-Related	01/21/2022	Vehicle	2007 Chevrolet Equinox	Salvage Yard	Administrative Forfeiture	150	902	---	---
DUI-Related	01/28/2022	Vehicle	1996 Ford Ranger	Salvage Yard	Administrative Forfeiture	150	646	---	---
Fleeing a Peace Officer	03/21/2022	Vehicle	1999 Honda Accord	Salvage Yard	Judicial Forfeiture	150	540	---	---
Fleeing a Peace Officer	01/28/2022	Vehicle	2013 Ford Fusion	Property Abandoned	Judicial Forfeiture	150	761	---	---
DUI-Related	01/28/2022	Vehicle	2002 Buick LeSabre	Salvage Yard	Administrative Forfeiture	150	683	---	---
DUI-Related	02/15/2022	Vehicle	1998 Honda Accord	Salvage Yard	Administrative Forfeiture	150	733	---	---
Fleeing a Peace Officer	10/24/2022	Vehicle	2000 Saturn SL	Salvage Yard	Judicial Forfeiture	150	168	---	---
Fleeing a Peace Officer	11/14/2022	Vehicle	2004 Nissan Maxima	Returned to Owner	Administrative Forfeiture	150	550	---	---
DUI-Related	12/07/2022	Vehicle	1981 Volkswagen Rabbit	Salvage Yard	Administrative Forfeiture	150	464	---	---
Fleeing a Peace Officer	12/22/2022	Vehicle	1999 Chevrolet Tahoe	Property Abandoned	Administrative Forfeiture	150	811	---	---
DUI-Related	01/28/2022	Vehicle	2003 Chevrolet S10 Pickup 2WD	Salvage Yard	Administrative Forfeiture	150	611	---	---
DUI-Related	02/18/2022	Vehicle	2014 GMC Terrain FWD	Returned to Owner	Administrative Forfeiture	151	151	---	---
Controlled Substance	08/24/2022	Vehicle	2017 Chrysler 300	Returned to Lienholder	Judicial Forfeiture	153	153	---	---
DUI-Related	09/09/2022	Vehicle	2011 GMC Terrain FWD	Returned to Lienholder	Administrative Forfeiture	155	155	---	---

*When expenses exceed the gross amount received, the net proceeds available for distribution are shown as zero.

Table 2A
Property Seized Subject to State Forfeiture - Final Disposition - 2022
Sorted by Agency and Net Proceeds

Entity and Crime	Disposition Date	Type of Property	Property Detail	Disposition of Property	Basis of Disposition	Gross Sales	Expenses Paid	Amount Returned	Net Proceeds*
Minnesota State Patrol (Continued)									
DUI-Related	03/21/2022	Vehicle	2013 Kia Sportage 2WD	Returned to Lienholder	Administrative Forfeiture	156	156	---	---
DUI-Related	06/30/2022	Vehicle	2008 Toyota Highlander	Returned to Lienholder	Administrative Forfeiture	156	156	---	---
DUI-Related	01/31/2022	Vehicle	2002 Ford Taurus	Returned to Owner	Administrative Forfeiture	159	159	---	---
Fleeing a Peace Officer	09/28/2022	Cash		Returned to Owner	Judicial Forfeiture	159	8	159	---
Controlled Substance	02/15/2022	Vehicle	2015 Dodge Durango	Returned to Owner	Administrative Forfeiture	161	161	---	---
Fleeing a Peace Officer	09/26/2022	Vehicle	2014 Kia Sorento 2WD	Returned to Owner	Judicial Forfeiture	162	162	---	---
DUI-Related	05/09/2022	Vehicle	2012 Kia Optima	Returned to Lienholder	Administrative Forfeiture	163	163	---	---
DUI-Related	08/01/2022	Vehicle	2013 Chevrolet Impala	Salvage Yard	Administrative Forfeiture	163	768	---	---
DUI-Related	08/01/2022	Vehicle	2010 Lexus IS 250	Salvage Yard	Administrative Forfeiture	163	769	---	---
DUI-Related	05/13/2022	Vehicle	2015 Honda Civic	Returned to Owner	Administrative Forfeiture	163	163	---	---
DUI-Related	09/09/2022	Vehicle	2014 Hyundai Sonata	Returned to Lienholder	Agreement	163	163	---	---
DUI-Related	06/30/2022	Vehicle	2013 Ford F250	Returned to Owner	Administrative Forfeiture	163	163	---	---
Fleeing a Peace Officer	05/13/2022	Vehicle	1997 Honda Civic	Returned to Owner	Administrative Forfeiture	163	163	---	---
DUI-Related	03/21/2022	Vehicle	2011 Jeep Patriot 2WD	Returned to Owner	Administrative Forfeiture	171	171	---	---
Fleeing a Peace Officer	10/20/2022	Vehicle	2018 Jeep Grand Cherokee 2WD	Returned to Owner	Administrative Forfeiture	171	555	---	---
DUI-Related	10/20/2022	Vehicle	2006 Chrysler 300	Returned to Owner	Administrative Forfeiture	172	172	---	---
Controlled Substance	07/25/2022	Vehicle	1998 Honda CR-V 2WD	Returned to Owner	Administrative Forfeiture	174	174	---	---
DUI-Related	05/19/2022	Vehicle	2008 Chevrolet Impala	Salvage Yard	Administrative Forfeiture	175	584	---	---
DUI-Related	05/19/2022	Vehicle	2003 Kia Rio	Salvage Yard	Administrative Forfeiture	175	794	---	---
DUI-Related	08/01/2022	Vehicle	2020 Nissan Altima	Salvage Yard	Administrative Forfeiture	175	954	---	---
Fleeing a Peace Officer	06/30/2022	Vehicle	2007 Mazda 3 4-Door	Salvage Yard	Agreement	175	802	---	---
DUI-Related	05/19/2022	Vehicle	2000 Toyota Camry	Salvage Yard	Administrative Forfeiture	175	928	---	---
DUI-Related	06/30/2022	Vehicle	2012 Nissan Sentra	Salvage Yard	Administrative Forfeiture	175	933	---	---
DUI-Related	10/24/2022	Vehicle	2001 Chevrolet Blazer	Property Abandoned	Administrative Forfeiture	175	290	---	---
Fleeing a Peace Officer	02/15/2022	Vehicle	2004 Chevrolet Blazer	Salvage Yard	Judicial Forfeiture	175	692	---	---
DUI-Related	01/21/2022	Vehicle	2002 GMC Yukon 1500 2WD	Salvage Yard	Administrative Forfeiture	175	916	---	---
DUI-Related	01/28/2022	Vehicle	2001 GMC Yukon	Salvage Yard	Administrative Forfeiture	175	1,039	---	---
DUI-Related	03/21/2022	Vehicle	2012 GMC Terrain FWD	Salvage Yard	Administrative Forfeiture	175	600	---	---
DUI-Related	05/19/2022	Vehicle	2002 Mazda Millenia	Salvage Yard	Administrative Forfeiture	175	790	---	---
DUI-Related	03/21/2022	Vehicle	2018 Honda Civic	Returned to Owner	Court Ordered Return	182	196	285	---
DUI-Related	06/15/2022	Vehicle	2012 Hyundai Elantra	Returned to Owner	Administrative Forfeiture	183	859	---	---
Controlled Substance	08/01/2022	Vehicle	1994 Chevrolet Blazer	Salvage Yard	Administrative Forfeiture	188	751	---	---
DUI-Related	02/25/2022	Vehicle	2007 Chevrolet Tahoe	Returned to Owner	Administrative Forfeiture	189	189	---	---
DUI-Related	06/30/2022	Vehicle	2007 Dodge Durango	Property Abandoned	Administrative Forfeiture	200	676	---	---

*When expenses exceed the gross amount received, the net proceeds available for distribution are shown as zero.

Table 2A
Property Seized Subject to State Forfeiture - Final Disposition - 2022
Sorted by Agency and Net Proceeds

Entity and Crime	Disposition Date	Type of Property	Property Detail	Disposition of Property	Basis of Disposition	Gross Sales	Expenses Paid	Amount Returned	Net Proceeds*
Minnesota State Patrol (Continued)									
DUI-Related	08/24/2022	Vehicle	2004 Chevrolet Tahoe	Salvage Yard	Administrative Forfeiture	200	1,061	---	---
Controlled Substance	09/01/2022	Vehicle	2004 Pontiac Grand Am	Salvage Yard	Administrative Forfeiture	200	424	---	---
DUI-Related	03/25/2022	Vehicle	2005 Chrysler Sebring	Salvage Yard	Administrative Forfeiture	200	1,152	---	---
DUI-Related	03/21/2022	Vehicle	2007 Chevrolet Tahoe	Salvage Yard	Administrative Forfeiture	200	1,021	---	---
DUI-Related	03/25/2022	Vehicle	2006 Chevrolet Cobalt	Property Abandoned	Administrative Forfeiture	200	570	---	---
DUI-Related	03/25/2022	Vehicle	2001 Toyota Corolla	Property Abandoned	Administrative Forfeiture	200	842	---	---
Controlled Substance	04/22/2022	Vehicle	2008 Mazda CX-3 2WD	Returned to Owner	Administrative Forfeiture	200	200	---	---
Controlled Substance	05/13/2022	Vehicle	2005 Chevrolet Malibu	Salvage Yard	Administrative Forfeiture	200	374	---	---
DUI-Related	10/28/2022	Vehicle	1999 Chevrolet Suburban	Salvage Yard	Administrative Forfeiture	200	239	---	---
DUI-Related	10/28/2022	Vehicle	2002 Toyota Avalon	Property Sold	Judicial Forfeiture	200	794	---	---
DUI-Related	12/05/2022	Vehicle	2004 Chevrolet TrailBlazer	Salvage Yard	Administrative Forfeiture	200	1,327	---	---
DUI-Related	05/09/2022	Vehicle	2007 Chrysler Sebring	Salvage Yard	Administrative Forfeiture	200	595	---	---
Controlled Substance	05/09/2022	Vehicle	2002 Chevrolet Astro	Salvage Yard	Administrative Forfeiture	200	307	---	---
DUI-Related	05/09/2022	Vehicle	2000 Jeep Grand Cherokee 4WD	Salvage Yard	Administrative Forfeiture	200	233	---	---
DUI-Related	06/30/2022	Vehicle	1999 Chevrolet Silverado	Salvage Yard	Administrative Forfeiture	200	1,043	---	---
DUI-Related	04/28/2022	Vehicle	2007 Chevrolet Malibu	Salvage Yard	Administrative Forfeiture	200	1,022	---	---
DUI-Related	08/24/2022	Vehicle	2018 Hyundai Elantra	Returned to Lienholder	Administrative Forfeiture	203	203	---	---
Fleeing a Peace Officer	04/07/2022	Vehicle	2006 Chrysler 300C AWD	Returned to Owner	Judicial Forfeiture	204	204	---	---
Fleeing a Peace Officer	08/24/2022	Vehicle	2003 Acura TL	Returned to Owner	Judicial Forfeiture	205	205	---	---
Controlled Substance	12/22/2022	Vehicle	2012 Dodge Journey	Returned to Owner	Administrative Forfeiture	205	205	---	---
DUI-Related	10/07/2022	Vehicle	2018 Toyota RAV4	Returned to Lienholder	Administrative Forfeiture	207	207	---	---
Fleeing a Peace Officer	05/19/2022	Vehicle	2009 Ford Explorer	Returned to Owner	Judicial Forfeiture	207	207	---	---
Vehicular Homicide	10/21/2022	Other		Returned to Owner	Judicial Forfeiture	207	207	---	---
Controlled Substance	07/25/2022	Vehicle	2005 Ford Five Hundred	Returned to Owner	Administrative Forfeiture	208	208	---	---
Controlled Substance	01/28/2022	Vehicle	2016 Ram 1500 2WD	Returned to Lienholder	Agreement	212	212	---	---
DUI-Related	05/09/2022	Vehicle	2016 Dodge Challenger	Returned to Owner	Agreement	214	214	---	---
DUI-Related	04/28/2022	Vehicle	2001 BMW X5	Property Abandoned	Administrative Forfeiture	225	850	---	---
DUI-Related	03/25/2022	Vehicle	2005 Chevrolet Equinox	Salvage Yard	Administrative Forfeiture	225	765	---	---
DUI-Related	03/21/2022	Vehicle	2011 GMC Sierra 1500	Returned to Owner	Court Ordered Return	225	225	---	---
Controlled Substance	01/12/2022	Cash		Returned to Owner	Administrative Forfeiture	235	---	235	---
Controlled Substance	06/01/2022	Vehicle	2007 Ford Focus	Returned to Owner	Administrative Forfeiture	236	549	---	---
Fleeing a Peace Officer	10/18/2022	Vehicle	2013 Ford Flex AWD	Returned to Owner	Judicial Forfeiture	240	617	---	---
Controlled Substance	02/07/2022	Vehicle	2003 Cadillac DeVille	Returned to Owner	Judicial Forfeiture	242	249	---	---
Controlled Substance	02/07/2022	Vehicle	2007 Chevrolet Suburban	Returned to Owner	Administrative Forfeiture	244	252	---	---

*When expenses exceed the gross amount received, the net proceeds available for distribution are shown as zero.

Table 2A
Property Seized Subject to State Forfeiture - Final Disposition - 2022
Sorted by Agency and Net Proceeds

Entity and Crime	Disposition Date	Type of Property	Property Detail	Disposition of Property	Basis of Disposition	Gross Sales	Expenses Paid	Amount Returned	Net Proceeds*
Minnesota State Patrol (Continued)									
DUI-Related	07/25/2022	Bond/Security		Security/Bond Returned	Administrative Forfeiture	248	255	---	---
DUI-Related	01/28/2022	Vehicle	1994 Pontiac Grand Am	Salvage Yard	Administrative Forfeiture	250	424	---	---
Controlled Substance	02/25/2022	Vehicle	2000 GMC Jimmy 2WD	Salvage Yard	Administrative Forfeiture	250	573	---	---
DUI-Related	08/01/2022	Vehicle	1991 Chevrolet S Truck	Property Sold	Administrative Forfeiture	250	567	---	---
DUI-Related	01/31/2022	Vehicle	2003 Chevrolet Silverado	Returned to Owner	Administrative Forfeiture	250	250	---	---
DUI-Related	02/25/2022	Vehicle	2002 Dodge Ram	Salvage Yard	Administrative Forfeiture	250	578	---	---
DUI-Related	02/25/2022	Vehicle	2004 Acura TSX	Salvage Yard	Administrative Forfeiture	250	582	---	---
DUI-Related	06/30/2022	Vehicle	2001 Oldsmobile Alero	Property Sold	Administrative Forfeiture	250	560	---	---
DUI-Related	02/25/2022	Vehicle	2006 Chevrolet Equinox	Salvage Yard	Administrative Forfeiture	250	708	---	---
DUI-Related	03/25/2022	Vehicle	2002 GMC Yukon 1500 2WD	Salvage Yard	Administrative Forfeiture	250	833	---	---
DUI-Related	12/22/2022	Vehicle	1991 Chevrolet GMT400	Property Sold	Administrative Forfeiture	250	1,381	---	---
Controlled Substance	06/30/2022	Vehicle	2005 Chevrolet Silverado	Returned to Owner	Judicial Forfeiture	251	251	---	---
DUI-Related	03/21/2022	Vehicle	2005 Nissan Altima	Returned to Owner	Agreement	252	252	---	---
Controlled Substance	06/15/2022	Vehicle	2002 Kia Rio	Salvage Yard	Administrative Forfeiture	252	377	---	---
Fleeing a Peace Officer	08/24/2022	Vehicle	1999 Acura TL	Returned to Owner	Administrative Forfeiture	253	253	---	---
Controlled Substance	03/21/2022	Vehicle	2015 Lincoln MKC FWD	Returned to Owner	Administrative Forfeiture	257	257	---	---
DUI-Related	01/24/2022	Vehicle	2021 BMW 330xi	Returned to Owner	Administrative Forfeiture	260	1,132	---	---
DUI-Related	01/28/2022	Vehicle	2015 Kia Rio	Returned to Lienholder	Administrative Forfeiture	260	260	---	---
DUI-Related	02/11/2022	Vehicle	2017 Jeep Compass 2WD	Returned to Lienholder	Administrative Forfeiture	266	266	---	---
Controlled Substance	04/22/2022	Cash		Returned to Owner	Administrative Forfeiture	266	---	266	---
Controlled Substance	09/16/2022	Vehicle	2007 Jeep Commander 2WD	Returned to Owner	Court Ordered Return	272	275	---	---
Controlled Substance	10/24/2022	Vehicle	1997 Chevrolet Lumina	Salvage Yard	Administrative Forfeiture	275	966	---	---
DUI-Related	12/22/2022	Vehicle	2008 Nissan Altima	Salvage Yard	Administrative Forfeiture	275	984	---	---
Fleeing a Peace Officer	04/28/2022	Vehicle	1998 Toyota Camry	Returned to Owner	Judicial Forfeiture	276	276	---	---
Controlled Substance	02/07/2022	Vehicle	2012 Lincoln MKZ AWD	Returned to Owner	Agreement	281	281	---	---
Controlled Substance	12/22/2022	Vehicle	2011 Audi S5	Returned to Owner	Agreement	282	282	---	---
DUI-Related	07/05/2022	Bond/Security		Security/Bond Returned	Administrative Forfeiture	282	289	---	---
DUI-Related	10/28/2022	Vehicle	2014 Ford Fusion	Returned to Lienholder	Administrative Forfeiture	289	289	---	---
DUI-Related	05/03/2022	Vehicle	2002 Chevrolet Tahoe	Returned to Owner	Administrative Forfeiture	297	297	---	---
DUI-Related	08/24/2022	Vehicle	2005 GMC Yukon 1500 2WD	Property Sold	Administrative Forfeiture	300	693	---	---
Controlled Substance	08/31/2022	Vehicle	2002 Chevrolet Malibu	Salvage Yard	Agreement	300	531	---	---
Fleeing a Peace Officer	02/07/2022	Vehicle	1994 Ford Thunderbird	Property Abandoned	Administrative Forfeiture	300	378	---	---
Controlled Substance	07/25/2022	Vehicle	1999 Jeep Grand Cherokee 2WD	Salvage Yard	Administrative Forfeiture	300	917	---	---
Controlled Substance	08/01/2022	Vehicle	2003 Kia Sorento 2WD	Property Sold	Administrative Forfeiture	300	404	---	---

*When expenses exceed the gross amount received, the net proceeds available for distribution are shown as zero.

Table 2A
Property Seized Subject to State Forfeiture - Final Disposition - 2022
Sorted by Agency and Net Proceeds

Entity and Crime	Disposition Date	Type of Property	Property Detail	Disposition of Property	Basis of Disposition	Gross Sales	Expenses Paid	Amount Returned	Net Proceeds*
Minnesota State Patrol (Continued)									
DUI-Related	05/19/2022	Vehicle	2014 Chevrolet Silverado	Returned to Owner	Agreement	300	943	---	---
DUI-Related	07/25/2022	Vehicle	2015 Kia Optima	Property Abandoned	Administrative Forfeiture	300	1,499	---	---
DUI-Related	11/14/2022	Vehicle	2007 Cadillac Escalade 2WD	Returned to Owner	Administrative Forfeiture	300	300	---	---
DUI-Related	10/24/2022	Vehicle	2002 Mitsubishi Galant	Property Sold	Administrative Forfeiture	300	1,366	---	---
DUI-Related	04/21/2022	Vehicle	2002 Chevrolet TrailBlazer	Salvage Yard	Agreement	300	565	---	---
Controlled Substance	06/30/2022	Cash		Returned to Owner	Administrative Forfeiture	300	---	300	---
Controlled Substance	02/11/2022	Cash		Returned to Owner	Administrative Forfeiture	300	7	300	---
DUI-Related	05/09/2022	Vehicle	2011 Honda CR-V 2WD	Returned to Owner	Court Ordered Return	302	302	---	---
Controlled Substance	05/13/2022	Vehicle	2007 Nissan Murano	Returned to Lienholder	Administrative Forfeiture	304	304	---	---
Fleeing a Peace Officer	04/07/2022	Vehicle	2011 Hyundai Sonata	Returned to Owner	Judicial Forfeiture	306	306	285	---
Controlled Substance	06/01/2022	Vehicle	2000 GMC Yukon 1500 2WD	Returned to Owner	Administrative Forfeiture	307	307	---	---
DUI-Related	07/25/2022	Vehicle	1999 Chrysler Town and Country	Property Sold	Administrative Forfeiture	310	609	---	---
DUI-Related	06/30/2022	Vehicle	1994 Chevrolet GM4	Salvage Yard	Administrative Forfeiture	310	398	---	---
DUI-Related	03/21/2022	Vehicle	2015 Chevrolet Silverado	Returned to Lienholder	Administrative Forfeiture	317	317	---	---
DUI-Related	04/28/2022	Vehicle	2008 Jeep Grand Cherokee 2WD	Returned to Lienholder	Judicial Forfeiture	317	317	---	---
DUI-Related	01/31/2022	Vehicle	2003 Volkswagen Passat	Returned to Owner	Administrative Forfeiture	317	317	---	---
DUI-Related	10/28/2022	Vehicle	2003 Saturn Vue Hybrid	Salvage Yard	Administrative Forfeiture	325	958	---	---
Controlled Substance	10/14/2022	Vehicle	2005 Ford E250	Returned to Owner	Administrative Forfeiture	325	333	---	---
DUI-Related	10/28/2022	Vehicle	2013 Volkswagen Passat	Property Sold	Administrative Forfeiture	325	975	---	---
DUI-Related	12/05/2022	Vehicle	2008 Ford Explorer	Salvage Yard	Administrative Forfeiture	325	1,147	---	---
DUI-Related	12/05/2022	Vehicle	1998 Jeep Cherokee 2WD	Property Abandoned	Administrative Forfeiture	325	329	---	---
DUI-Related	09/09/2022	Vehicle	2003 Ford Taurus	Salvage Yard	Administrative Forfeiture	325	872	---	---
DUI-Related	08/31/2022	Vehicle	2007 Ford Taurus	Salvage Yard	Administrative Forfeiture	325	875	---	---
Controlled Substance	08/31/2022	Vehicle	2001 Chevrolet Malibu	Salvage Yard	Administrative Forfeiture	325	695	---	---
Controlled Substance	08/31/2022	Vehicle	1994 Chevrolet Caprice	Salvage Yard	Administrative Forfeiture	325	766	---	---
Fleeing a Peace Officer	08/24/2022	Motorcycle	2009 Harley-Davidson Dyna Super Glide FXD	Returned to Owner	Judicial Forfeiture	325	325	---	---
DUI-Related	01/21/2022	Vehicle	2019 Subaru Crosstrek	Returned to Owner	Administrative Forfeiture	328	328	---	---
Fleeing a Peace Officer	03/25/2022	Vehicle	2020 Ford F150	Returned to Owner	Judicial Forfeiture	329	329	---	---
DUI-Related	12/22/2022	Vehicle	2005 Toyota Sienna	Property Sold	Administrative Forfeiture	330	1,039	---	---
DUI-Related	04/21/2022	Vehicle	2018 Buick Enclave FWD	Returned to Owner	Agreement	339	339	---	---
Controlled Substance	03/25/2022	Vehicle	2021 Toyota Tacoma	Returned to Lienholder	Administrative Forfeiture	339	339	---	---
DUI-Related	02/11/2022	Vehicle	1996 Dodge Dakota Cab Chassis 2WD	Returned to Owner	Administrative Forfeiture	345	345	---	---
DUI-Related	05/23/2022	Vehicle	2011 GMC Yukon 1500 2WD	Returned to Owner	Court Ordered Return	349	349	---	---
DUI-Related	03/21/2022	Vehicle	2006 Chevrolet Monte Carlo	Returned to Owner	Administrative Forfeiture	349	349	---	---

*When expenses exceed the gross amount received, the net proceeds available for distribution are shown as zero.

Table 2A
Property Seized Subject to State Forfeiture - Final Disposition - 2022
Sorted by Agency and Net Proceeds

Entity and Crime	Disposition Date	Type of Property	Property Detail	Disposition of Property	Basis of Disposition	Gross Sales	Expenses Paid	Amount Returned	Net Proceeds*
Minnesota State Patrol (Continued)									
DUI-Related	02/25/2022	Vehicle	2005 Saturn Ion	Salvage Yard	Administrative Forfeiture	350	862	---	---
DUI-Related	02/25/2022	Vehicle	2008 Saturn Aura	Salvage Yard	Administrative Forfeiture	350	768	---	---
Controlled Substance	04/22/2022	Vehicle	2005 Buick LeSabre	Returned to Owner	Administrative Forfeiture	350	350	---	---
DUI-Related	02/25/2022	Vehicle	2005 Mazda 6 Sport Wagon	Salvage Yard	Administrative Forfeiture	350	916	---	---
DUI-Related	02/25/2022	Vehicle	2004 Buick LeSabre	Salvage Yard	Administrative Forfeiture	350	746	---	---
Controlled Substance	02/25/2022	Vehicle	2007 Chevrolet Cobalt	Property Abandoned	Administrative Forfeiture	350	979	---	---
Controlled Substance	02/25/2022	Vehicle	1998 Lexus ES 250	Salvage Yard	Administrative Forfeiture	350	767	---	---
DUI-Related	02/25/2022	Vehicle	2002 Mazda Protege	Salvage Yard	Administrative Forfeiture	350	729	---	---
Controlled Substance	02/25/2022	Vehicle	2001 Chevrolet Monte Carlo	Property Abandoned	Administrative Forfeiture	350	815	---	---
DUI-Related	02/25/2022	Vehicle	2008 Honda Fit	Salvage Yard	Administrative Forfeiture	350	742	---	---
Fleeing a Peace Officer	03/22/2022	Vehicle	2000 Buick LeSabre	Property Sold	Judicial Forfeiture	350	636	---	---
DUI-Related	02/25/2022	Vehicle	2004 Pontiac Montana	Salvage Yard	Administrative Forfeiture	350	707	---	---
DUI-Related	02/25/2022	Vehicle	2005 Nissan Sentra	Salvage Yard	Administrative Forfeiture	350	752	---	---
Controlled Substance	08/01/2022	Vehicle	2004 Toyota Camry	Property Abandoned	Administrative Forfeiture	350	550	---	---
DUI-Related	04/07/2022	Vehicle	2006 Chevrolet Malibu	Salvage Yard	Administrative Forfeiture	350	784	---	---
DUI-Related	04/07/2022	Vehicle	2007 Nissan Altima	Property Abandoned	Administrative Forfeiture	350	736	---	---
Controlled Substance	08/24/2022	Vehicle	2003 Toyota Corolla	Property Sold	Administrative Forfeiture	350	628	---	---
DUI-Related	02/25/2022	Vehicle	2011 Ford Focus	Property Abandoned	Administrative Forfeiture	350	829	---	---
DUI-Related	05/13/2022	Vehicle	2002 Chevrolet Monte Carlo	Salvage Yard	Administrative Forfeiture	350	470	---	---
DUI-Related	04/07/2022	Vehicle	2006 Chevrolet Impala	Salvage Yard	Administrative Forfeiture	350	998	---	---
DUI-Related	03/22/2022	Vehicle	2022 Toyota RAV4	Returned to Owner	Agreement	356	356	---	---
DUI-Related	12/05/2022	Vehicle	2006 Chrysler Sebring	Returned to Owner	Administrative Forfeiture	357	1,068	---	---
DUI-Related	04/08/2022	Vehicle	2005 Volvo S60	Salvage Yard	Administrative Forfeiture	361	473	---	---
DUI-Related	04/07/2022	Vehicle	2022 Jeep Compass 2WD	Returned to Owner	Administrative Forfeiture	361	435	---	---
DUI-Related	03/21/2022	Vehicle	1995 Oldsmobile Ninety-Eight	Salvage Yard	Administrative Forfeiture	361	532	---	---
Controlled Substance	04/08/2022	Vehicle	2008 Chevrolet Impala	Salvage Yard	Administrative Forfeiture	361	477	---	---
Controlled Substance	02/22/2022	Vehicle	2004 Chevrolet Impala	Returned to Owner	Administrative Forfeiture	370	415	---	---
DUI-Related	06/01/2022	Vehicle	2004 Ford F250	Returned to Lienholder	Administrative Forfeiture	371	371	---	---
DUI-Related	01/21/2022	Vehicle	2011 Hyundai Sonata	Salvage Yard	Administrative Forfeiture	375	1,178	---	---
DUI-Related	07/25/2022	Vehicle	2002 Honda Accord	Salvage Yard	Administrative Forfeiture	375	986	---	---
Controlled Substance	07/25/2022	Vehicle	2022 Chevrolet Monte Carlo	Property Abandoned	Administrative Forfeiture	375	982	---	---
DUI-Related	07/25/2022	Vehicle	2005 Chevrolet Malibu	Returned to Owner	Administrative Forfeiture	376	376	---	---
Fleeing a Peace Officer	08/24/2022	Vehicle	2015 Chevrolet Silverado	Returned to Owner	Administrative Forfeiture	377	993	---	---
DUI-Related	05/09/2022	Vehicle	2013 Chevrolet Impala	Returned to Owner	Administrative Forfeiture	378	659	---	---

*When expenses exceed the gross amount received, the net proceeds available for distribution are shown as zero.

Table 2A
Property Seized Subject to State Forfeiture - Final Disposition - 2022
Sorted by Agency and Net Proceeds

Entity and Crime	Disposition Date	Type of Property	Property Detail	Disposition of Property	Basis of Disposition	Gross Sales	Expenses Paid	Amount Returned	Net Proceeds*
Minnesota State Patrol (Continued)									
DUI-Related	06/30/2022	Vehicle	2007 Chevrolet Impala	Returned to Owner	Administrative Forfeiture	381	941	---	---
Controlled Substance	04/22/2022	Vehicle	2006 Pontiac Grand Prix	Returned to Owner	Administrative Forfeiture	387	387	---	---
DUI-Related	04/07/2022	Vehicle	2013 Chevrolet Silverado	Returned to Lienholder	Administrative Forfeiture	388	388	---	---
DUI-Related	08/31/2022	Vehicle	2014 Honda Accord	Returned to Owner	Administrative Forfeiture	394	770	---	---
Controlled Substance	01/28/2022	Vehicle	2020 Mercedes-Benz 2500	Returned to Owner	Administrative Forfeiture	394	394	---	---
Controlled Substance	02/25/2022	Vehicle	2011 Chrysler 300	Returned to Lienholder	Administrative Forfeiture	395	395	---	---
DUI-Related	03/22/2022	Vehicle	2011 Chevrolet Impala	Returned to Owner	Administrative Forfeiture	397	397	---	---
DUI-Related	05/09/2022	Vehicle	2016 Honda Fit	Returned to Owner	Administrative Forfeiture	398	753	---	---
DUI-Related	04/21/2022	Vehicle	2013 Volkswagen Tiguan	Salvage Yard	Administrative Forfeiture	400	547	---	---
DUI-Related	05/23/2022	Vehicle	2010 Cadillac STS	Property Abandoned	Administrative Forfeiture	400	761	---	---
DUI-Related	02/25/2022	Vehicle	2003 Chevrolet Impala	Property Sold	Administrative Forfeiture	400	838	---	---
DUI-Related	02/25/2022	Vehicle	2001 Lexus ES 250	Property Sold	Administrative Forfeiture	400	756	---	---
Fleeing a Peace Officer	04/07/2022	Vehicle	2013 Dodge Dart	Property Abandoned	Judicial Forfeiture	400	704	---	---
Controlled Substance	08/31/2022	Vehicle	2002 Jeep Cherokee 2WD	Salvage Yard	Administrative Forfeiture	400	513	---	---
DUI-Related	08/31/2022	Vehicle	2006 Nissan Altima	Salvage Yard	Administrative Forfeiture	400	586	---	---
DUI-Related	04/21/2022	Vehicle	2008 Mazda 3 4-Door	Property Abandoned	Administrative Forfeiture	400	667	---	---
Fleeing a Peace Officer	02/07/2022	Vehicle	2002 Mercedes-Benz C230	Salvage Yard	Administrative Forfeiture	400	444	---	---
Fleeing a Peace Officer	03/25/2022	Vehicle	2004 Pontiac Grand Prix	Property Abandoned	Administrative Forfeiture	400	685	---	---
DUI-Related	04/07/2022	Vehicle	2013 Toyota Highlander	Returned to Lienholder	Administrative Forfeiture	400	400	---	---
Fleeing a Peace Officer	05/23/2022	Vehicle	2001 Chevrolet Malibu	Property Abandoned	Administrative Forfeiture	400	746	---	---
DUI-Related	12/05/2022	Vehicle	2003 Ford F150	Salvage Yard	Administrative Forfeiture	400	1,427	---	---
DUI-Related	10/28/2022	Vehicle	2003 Acura TL	Property Sold	Administrative Forfeiture	400	648	---	---
DUI-Related	12/05/2022	Vehicle	2005 Mercury Mariner	Property Abandoned	Administrative Forfeiture	400	1,020	---	---
Fleeing a Peace Officer	12/05/2022	Vehicle	2003 Audi A4	Property Abandoned	Judicial Forfeiture	400	759	---	---
DUI-Related	10/28/2022	Vehicle	2007 Mazda 5	Property Sold	Administrative Forfeiture	400	910	---	---
DUI-Related	10/28/2022	Vehicle	2002 Buick Century	Property Sold	Administrative Forfeiture	400	882	---	---
DUI-Related	12/22/2022	Vehicle	2004 Chrysler Pacifica	Property Sold	Administrative Forfeiture	400	862	---	---
DUI-Related	12/22/2022	Vehicle	2006 Toyota Camry	Property Sold	Administrative Forfeiture	400	778	---	---
DUI-Related	12/22/2022	Vehicle	2000 Ford Contour	Salvage Yard	Administrative Forfeiture	400	723	---	---
DUI-Related	11/20/2022	Vehicle	2011 Hyundai Sonata	Salvage Yard	Administrative Forfeiture	400	1,132	---	---
DUI-Related	12/05/2022	Vehicle	2005 Cadillac SRX	Salvage Yard	Administrative Forfeiture	400	855	---	---
DUI-Related	12/05/2022	Vehicle	2009 Lincoln MKS AWD	Salvage Yard	Administrative Forfeiture	400	1,210	---	---
Fleeing a Peace Officer	04/07/2022	Vehicle	2017 Nissan Rogue	Returned to Owner	Judicial Forfeiture	402	402	---	---
DUI-Related	04/21/2022	Bond/Security		Security/Bond Returned	Administrative Forfeiture	406	406	---	---

*When expenses exceed the gross amount received, the net proceeds available for distribution are shown as zero.

Table 2A
Property Seized Subject to State Forfeiture - Final Disposition - 2022
Sorted by Agency and Net Proceeds

Entity and Crime	Disposition Date	Type of Property	Property Detail	Disposition of Property	Basis of Disposition	Gross Sales	Expenses Paid	Amount Returned	Net Proceeds*
Minnesota State Patrol (Continued)									
Fleeing a Peace Officer	08/01/2022	Motorcycle	2001 Kawasaki ZX600	Returned to Owner	Judicial Forfeiture	409	785	---	---
DUI-Related	03/22/2022	Vehicle	2016 Hyundai Tucson 2WD	Returned to Owner	Administrative Forfeiture	411	767	---	---
Fleeing a Peace Officer	11/14/2022	Vehicle	2010 Chevrolet Equinox	Returned to Owner	Administrative Forfeiture	415	773	---	---
DUI-Related	01/12/2022	Vehicle	2017 Toyota Highlander	Returned to Owner	Administrative Forfeiture	416	416	---	---
Fleeing a Peace Officer	02/25/2022	Vehicle	2013 Buick Verano	Returned to Owner	Judicial Forfeiture	416	787	---	---
DUI-Related	03/21/2022	Vehicle	2003 Dodge Ram	Returned to Owner	Court Ordered Return	416	416	---	---
Fleeing a Peace Officer	08/01/2022	Vehicle	2017 Ram 1500 2WD	Returned to Owner	Judicial Forfeiture	418	934	---	---
Fleeing a Peace Officer	07/05/2022	Vehicle	2014 Ford Escape	Returned to Owner	Judicial Forfeiture	421	788	---	---
Controlled Substance	08/31/2022	Vehicle	2006 Pontiac Grand Prix	Property Sold	Administrative Forfeiture	425	665	---	---
DUI-Related	09/09/2022	Vehicle	1996 GMC Sierra 1500	Salvage Yard	Administrative Forfeiture	425	803	---	---
DUI-Related	08/31/2022	Vehicle	2000 Honda Accord	Property Sold	Administrative Forfeiture	425	739	---	---
DUI-Related	08/31/2022	Vehicle	2006 Hyundai Elantra	Property Sold	Administrative Forfeiture	425	676	---	---
DUI-Related	08/31/2022	Vehicle	2011 Nissan Altima	Property Sold	Administrative Forfeiture	425	596	---	---
DUI-Related	10/28/2022	Vehicle	2002 Chevrolet Suburban	Property Sold	Judicial Forfeiture	425	1,049	---	---
Fleeing a Peace Officer	12/05/2022	Vehicle	2006 Hyundai Sonata	Property Sold	Judicial Forfeiture	425	762	---	---
DUI-Related	01/31/2022	Motorcycle	1982 Honda CBR300R	Property Sold	Administrative Forfeiture	425	555	---	---
Fleeing a Peace Officer	05/03/2022	Vehicle	2006 Pontiac Grand Prix	Returned to Owner	Judicial Forfeiture	427	795	---	---
Controlled Substance	08/24/2022	Vehicle	2008 Subaru Impreza	Returned to Owner	Administrative Forfeiture	428	659	---	---
DUI-Related	08/26/2022	Vehicle	2006 Infiniti M35	Returned to Owner	Administrative Forfeiture	429	989	---	---
DUI-Related	11/14/2022	Bond/Security		Security/Bond Returned	Administrative Forfeiture	432	439	---	---
Controlled Substance	11/14/2022	Vehicle	2008 Chevrolet Malibu	Returned to Owner	Administrative Forfeiture	434	949	---	---
DUI-Related	04/08/2022	Vehicle	2005 Chevrolet TrailBlazer	Returned to Owner	Administrative Forfeiture	437	437	---	---
Fleeing a Peace Officer	08/31/2022	Vehicle	2012 Ford Mustang	Returned to Owner	Judicial Forfeiture	441	809	---	---
DUI-Related	09/13/2022	Vehicle	2012 Ford Explorer	Returned to Owner	Administrative Forfeiture	444	1,053	---	---
DUI-Related	10/28/2022	Vehicle	2001 Jeep Grand Cherokee 2WD	Property Sold	Administrative Forfeiture	450	868	---	---
DUI-Related	08/31/2022	Vehicle	2007 Lincoln Town Car	Property Sold	Administrative Forfeiture	450	734	---	---
DUI-Related	05/23/2022	Vehicle	2000 Honda Accord	Salvage Yard	Administrative Forfeiture	450	950	---	---
DUI-Related	04/07/2022	Vehicle	2001 Chrysler 300 M	Property Abandoned	Administrative Forfeiture	450	1,297	---	---
DUI-Related	04/07/2022	Vehicle	2008 Dodge Caliber	Salvage Yard	Administrative Forfeiture	450	1,116	---	---
DUI-Related	01/21/2022	Vehicle	2005 BMW 325i	Property Sold	Administrative Forfeiture	450	786	---	---
DUI-Related	01/28/2022	Vehicle	2002 Chevrolet Impala	Returned to Owner	Administrative Forfeiture	450	450	---	---
DUI-Related	01/21/2022	Vehicle	2005 Cadillac DeVille	Property Sold	Administrative Forfeiture	450	935	---	---
Controlled Substance	02/25/2022	Vehicle	2000 Toyota Sienna	Salvage Yard	Administrative Forfeiture	450	683	---	---
DUI-Related	02/25/2022	Vehicle	2004 Chevrolet Tahoe	Property Sold	Administrative Forfeiture	450	838	---	---

*When expenses exceed the gross amount received, the net proceeds available for distribution are shown as zero.

Table 2A
Property Seized Subject to State Forfeiture - Final Disposition - 2022
Sorted by Agency and Net Proceeds

Entity and Crime	Disposition Date	Type of Property	Property Detail	Disposition of Property	Basis of Disposition	Gross Sales	Expenses Paid	Amount Returned	Net Proceeds*
Minnesota State Patrol (Continued)									
DUI-Related	02/25/2022	Vehicle	1993 Ford Mustang	Salvage Yard	Administrative Forfeiture	450	599	---	---
DUI-Related	02/02/2022	Vehicle	2006 Chevrolet Impala	Salvage Yard	Administrative Forfeiture	450	780	---	---
DUI-Related	01/21/2022	Vehicle	2009 Mazda 6 Sport Wagon	Salvage Yard	Administrative Forfeiture	450	829	---	---
DUI-Related	02/25/2022	Vehicle	1999 Toyota Avalon	Property Sold	Administrative Forfeiture	450	746	---	---
DUI-Related	02/25/2022	Vehicle	2000 Mercury Grand Marquis	Salvage Yard	Administrative Forfeiture	450	698	---	---
DUI-Related	01/21/2022	Vehicle	2007 BMW X5	Property Sold	Administrative Forfeiture	450	794	---	---
DUI-Related	06/01/2022	Vehicle	2004 Chevrolet Tahoe	Property Abandoned	Administrative Forfeiture	450	781	---	---
DUI-Related	05/23/2022	Vehicle	2008 Chevrolet Cobalt	Salvage Yard	Administrative Forfeiture	450	1,075	---	---
DUI-Related	01/21/2022	Vehicle	2011 Ford Fusion	Property Sold	Agreement	450	668	---	---
DUI-Related	04/07/2022	Vehicle	2001 Chevrolet Malibu	Salvage Yard	Administrative Forfeiture	450	946	---	---
DUI-Related	01/21/2022	Vehicle	2002 Chevrolet Silverado	Property Sold	Administrative Forfeiture	450	790	---	---
DUI-Related	06/15/2022	Vehicle	2004 Pontiac Grand Prix	Property Abandoned	Administrative Forfeiture	451	500	---	---
DUI-Related	05/19/2022	Vehicle	2008 Ford Ranger	Salvage Yard	Administrative Forfeiture	452	601	---	---
Fleeing a Peace Officer	08/01/2022	Vehicle	2010 Honda Accord	Returned to Owner	Administrative Forfeiture	453	828	---	---
DUI-Related	06/30/2022	Motorcycle	1999 Harley-Davidson FXST	Returned to Owner	Administrative Forfeiture	455	455	---	---
DUI-Related	09/09/2022	Vehicle	2018 GMC Acadia FWD	Returned to Lienholder	Judicial Forfeiture	457	457	---	---
DUI-Related	09/14/2022	Vehicle	2020 Ford Escape	Returned to Lienholder	Administrative Forfeiture	457	457	---	---
DUI-Related	10/12/2022	Vehicle	2008 Chevrolet Silverado	Returned to Lienholder	Administrative Forfeiture	457	457	---	---
DUI-Related	04/07/2022	Vehicle	2015 Chevrolet Cruze	Returned to Owner	Administrative Forfeiture	459	460	---	---
DUI-Related	06/06/2022	Vehicle	2018 Chevrolet Impala	Returned to Owner	Administrative Forfeiture	460	1,014	---	---
Fleeing a Peace Officer	06/30/2022	Vehicle	2018 Ford Fusion	Returned to Owner	Judicial Forfeiture	460	805	---	---
DUI-Related	08/26/2022	Vehicle	2016 Chrysler 200	Returned to Owner	Administrative Forfeiture	460	1,241	---	---
Fleeing a Peace Officer	02/11/2022	Vehicle	2009 Infiniti G37	Returned to Owner	Judicial Forfeiture	463	463	---	---
Fleeing a Peace Officer	12/30/2022	Vehicle	2008 Buick LaCrosse	Returned to Owner	Administrative Forfeiture	464	848	---	---
DUI-Related	07/25/2022	Vehicle	2006 Chrysler 300	Returned to Owner	Administrative Forfeiture	469	469	---	---
DUI-Related	06/30/2022	Vehicle	2018 Ford Escape	Returned to Lienholder	Agreement	470	470	---	---
Controlled Substance	02/07/2022	Vehicle	2013 Toyota Camry	Returned to Lienholder	Agreement	473	473	---	---
DUI-Related	10/24/2022	Vehicle	1999 Ford F150	Returned to Owner	Administrative Forfeiture	474	474	---	---
DUI-Related	12/05/2022	Vehicle	2001 GMC Yukon 1500 2WD	Property Sold	Administrative Forfeiture	475	764	---	---
DUI-Related	01/21/2022	Vehicle	2005 Dodge Durango	Salvage Yard	Administrative Forfeiture	475	639	---	---
DUI-Related	04/07/2022	Vehicle	2008 Saab 9-3	Salvage Yard	Administrative Forfeiture	475	1,300	---	---
Controlled Substance	01/28/2022	Vehicle	2006 Buick Rendezvous FWD	Returned to Owner	Administrative Forfeiture	477	477	---	---
DUI-Related	01/14/2022	Vehicle	2016 Ford F150	Returned to Lienholder	Administrative Forfeiture	478	478	---	---
DUI-Related	12/22/2022	Vehicle	2009 Honda Civic	Returned to Owner	Administrative Forfeiture	480	967	---	---

*When expenses exceed the gross amount received, the net proceeds available for distribution are shown as zero.

Table 2A
Property Seized Subject to State Forfeiture - Final Disposition - 2022
Sorted by Agency and Net Proceeds

Entity and Crime	Disposition Date	Type of Property	Property Detail	Disposition of Property	Basis of Disposition	Gross Sales	Expenses Paid	Amount Returned	Net Proceeds*
Minnesota State Patrol (Continued)									
Controlled Substance	02/22/2022	Vehicle	2013 Ford Fusion	Returned to Lienholder	Administrative Forfeiture	484	609	---	---
DUI-Related	10/13/2022	Vehicle	2009 Chevrolet Impala	Returned to Owner	Administrative Forfeiture	488	836	---	---
DUI-Related	05/23/2022	Vehicle	2014 Buick Verano	Returned to Owner	Administrative Forfeiture	488	---	1,085	---
DUI-Related	02/07/2022	Vehicle	2015 Dodge Durango	Returned to Owner	Administrative Forfeiture	492	492	---	---
Fleeing a Peace Officer	08/31/2022	Motorcycle	2009 Yamaha YZF R6	Returned to Owner	Judicial Forfeiture	492	878	---	---
Controlled Substance	09/22/2022	Vehicle	2019 Kia Optima	Returned to Owner	Administrative Forfeiture	494	520	---	---
Fleeing a Peace Officer	06/15/2022	Vehicle	2006 Chevrolet TrailBlazer	Property Abandoned	Judicial Forfeiture	496	572	---	---
Fleeing a Peace Officer	05/23/2022	Vehicle	2007 Pontiac Torrent FWD	Property Abandoned	Judicial Forfeiture	500	589	---	---
Fleeing a Peace Officer	12/22/2022	Vehicle	2005 Nissan Titan	Property Sold	Administrative Forfeiture	500	1,069	---	---
Fleeing a Peace Officer	08/01/2022	Vehicle	2017 Dodge Challenger	Returned to Owner	Agreement	500	868	---	---
Fleeing a Peace Officer	08/31/2022	Vehicle	2020 Chevrolet Equinox	Returned to Owner	Judicial Forfeiture	500	875	---	---
DUI-Related	08/31/2022	Vehicle	2001 Chevrolet Silverado	Property Sold	Administrative Forfeiture	500	1,153	---	---
DUI-Related	08/26/2022	Vehicle	2005 Hyundai Sonata	Property Sold	Administrative Forfeiture	500	871	---	---
DUI-Related	08/31/2022	Vehicle	2002 Chevrolet TrailBlazer	Salvage Yard	Judicial Forfeiture	500	551	---	---
DUI-Related	04/07/2022	Vehicle	2007 Nissan Altima	Salvage Yard	Administrative Forfeiture	500	806	---	---
DUI-Related	05/23/2022	Vehicle	2006 Hyundai Sonata	Property Abandoned	Administrative Forfeiture	500	819	---	---
DUI-Related	05/23/2022	Vehicle	2004 Acura TL	Property Abandoned	Administrative Forfeiture	500	1,032	---	---
DUI-Related	07/25/2022	Vehicle	2006 Lexus IS 250	Property Abandoned	Administrative Forfeiture	500	1,042	---	---
DUI-Related	01/21/2022	Vehicle	2007 Lincoln MKZ FWD	Salvage Yard	Administrative Forfeiture	500	762	---	---
Fleeing a Peace Officer	05/23/2022	Vehicle	2005 Chrysler Pacifica	Property Abandoned	Judicial Forfeiture	500	729	---	---
Controlled Substance	04/07/2022	Vehicle	2000 Buick LeSabre	Property Sold	Administrative Forfeiture	500	763	---	---
DUI-Related	04/07/2022	Motorcycle	2002 Suzuki XL7	Property Abandoned	Administrative Forfeiture	500	852	---	---
DUI-Related	07/25/2022	Vehicle	2003 GMC Sierra 1500	Returned to Owner	Administrative Forfeiture	503	503	---	---
DUI-Related	05/09/2022	Vehicle	2003 Toyota Corolla	Returned to Owner	Administrative Forfeiture	505	961	---	---
DUI-Related	07/25/2022	Vehicle	2007 Cadillac Escalade 2WD	Returned to Owner	Administrative Forfeiture	510	1,026	---	---
DUI-Related	03/21/2022	Vehicle	2000 Chevrolet Suburban	Salvage Yard	Administrative Forfeiture	510	577	---	---
Controlled Substance	06/30/2022	Vehicle	2018 Toyota RAV4	Returned to Owner	Administrative Forfeiture	510	1,090	---	---
DUI-Related	01/28/2022	Vehicle	2010 Dodge Nitro 2WD	Returned to Owner	Administrative Forfeiture	518	518	---	---
DUI-Related	04/07/2022	Vehicle	1994 Chevrolet GMT-400	Returned to Owner	Administrative Forfeiture	518	518	---	---
DUI-Related	12/22/2022	Vehicle	2013 Nissan Sentra	Returned to Owner	Administrative Forfeiture	519	961	---	---
DUI-Related	05/09/2022	Vehicle	2015 Hyundai Elantra	Returned to Owner	Administrative Forfeiture	519	895	---	---
DUI-Related	12/22/2022	Vehicle	2005 Mazda CX-3 2WD	Returned to Owner	Administrative Forfeiture	520	783	---	---
DUI-Related	05/23/2022	Vehicle	2004 Chevrolet Suburban	Property Sold	Administrative Forfeiture	520	616	---	---
DUI-Related	12/05/2022	Vehicle	2012 Chevrolet Captiva	Returned to Lienholder	Administrative Forfeiture	521	521	---	---

*When expenses exceed the gross amount received, the net proceeds available for distribution are shown as zero.

Table 2A
Property Seized Subject to State Forfeiture - Final Disposition - 2022
Sorted by Agency and Net Proceeds

Entity and Crime	Disposition Date	Type of Property	Property Detail	Disposition of Property	Basis of Disposition	Gross Sales	Expenses Paid	Amount Returned	Net Proceeds*
Minnesota State Patrol (Continued)									
Fleeing a Peace Officer	02/25/2022	Vehicle	2000 GMC Yukon 1500 2WD	Property Abandoned	Judicial Forfeiture	525	652	---	---
DUI-Related	05/19/2022	Vehicle	2019 Ford F150	Returned to Lienholder	Administrative Forfeiture	526	526	---	---
Fleeing a Peace Officer	09/28/2022	Vehicle	2020 Jeep Compass 2WD	Returned to Owner	Judicial Forfeiture	527	716	---	---
Controlled Substance	02/11/2022	Vehicle	2013 Ford Taurus	Returned to Owner	Agreement	530	686	---	---
DUI-Related	03/21/2022	Vehicle	2020 Jeep Renegade 2WD	Returned to Lienholder	Administrative Forfeiture	531	531	---	---
DUI-Related	01/24/2022	Vehicle	1999 Oldsmobile Aurora	Returned to Owner	Administrative Forfeiture	532	725	---	---
Controlled Substance	03/25/2022	Vehicle	2005 Dodge Durango	Returned to Owner	Administrative Forfeiture	533	533	---	---
Fleeing a Peace Officer	12/30/2022	Vehicle	2019 BMW X5	Returned to Owner	Judicial Forfeiture	535	724	---	---
DUI-Related	05/03/2022	Vehicle	2016 Hyundai Tucson 2WD	Returned to Owner	Administrative Forfeiture	538	538	---	---
DUI-Related	06/01/2022	Vehicle	2015 Toyota Camry	Returned to Lienholder	Judicial Forfeiture	539	539	---	---
Controlled Substance	02/25/2022	Vehicle	2013 Chevrolet Silverado	Returned to Lienholder	Judicial Forfeiture	539	539	---	---
DUI-Related	08/24/2022	Vehicle	2002 Chevrolet Monte Carlo	Property Sold	Administrative Forfeiture	540	916	---	---
Fleeing a Peace Officer	09/09/2022	Vehicle	2011 Toyota Corolla	Returned to Owner	Court Ordered Return	542	746	---	---
Fleeing a Peace Officer	02/11/2022	Vehicle	2017 Dodge Challenger	Returned to Owner	Agreement	544	557	---	---
Fleeing a Peace Officer	09/12/2022	Motorcycle	2005 Yamaha YZF R6	Returned to Owner	Judicial Forfeiture	547	582	---	---
DUI-Related	04/07/2022	Vehicle	2002 Saab 9-3	Property Abandoned	Administrative Forfeiture	550	747	---	---
DUI-Related	12/22/2022	Vehicle	2005 Honda Pilot 2WD	Property Sold	Administrative Forfeiture	550	835	---	---
DUI-Related	05/23/2022	Vehicle	2005 Nissan Altima	Property Sold	Administrative Forfeiture	550	893	---	---
DUI-Related	08/31/2022	Vehicle	2006 Dodge Grand Caravan	Property Sold	Administrative Forfeiture	550	817	---	---
DUI-Related	05/19/2022	Vehicle	2020 Nissan Altima	Returned to Lienholder	Administrative Forfeiture	553	743	---	---
DUI-Related	04/21/2022	Vehicle	2010 Chrysler Town and Country	Returned to Lienholder	Administrative Forfeiture	554	643	---	---
DUI-Related	10/14/2022	Vehicle	1999 Ford Expedition	Returned to Owner	Administrative Forfeiture	554	554	---	---
DUI-Related	01/31/2022	Vehicle	2007 Mercedes-Benz S500	Returned to Owner	Agreement	555	555	---	---
Fleeing a Peace Officer	05/09/2022	Vehicle	2010 Honda Accord	Returned to Owner	Agreement	555	555	---	---
DUI-Related	02/07/2022	Vehicle	2004 Toyota Highlander	Returned to Owner	Administrative Forfeiture	557	1,120	---	---
Controlled Substance	07/25/2022	Vehicle	2011 Ford F150	Returned to Owner	Court Ordered Return	559	559	---	---
DUI-Related	03/22/2022	Vehicle	2018 Jeep Cherokee 2WD	Returned to Lienholder	Judicial Forfeiture	561	852	---	---
DUI-Related	12/05/2022	Vehicle	2015 Dodge Ram	Returned to Owner	Administrative Forfeiture	563	916	---	---
Fleeing a Peace Officer	01/31/2022	Vehicle	2007 Chevrolet Suburban	Returned to Owner	Court Ordered Return	565	565	---	---
DUI-Related	08/26/2022	Vehicle	2014 Toyota Corolla	Returned to Owner	Administrative Forfeiture	565	1,155	---	---
DUI-Related	12/28/2022	Vehicle	2005 Buick Rendezvous FWD	Returned to Owner	Administrative Forfeiture	567	1,176	---	---
DUI-Related	09/22/2022	Vehicle	2006 Nissan Maxima	Returned to Lienholder	Administrative Forfeiture	569	643	---	---
DUI-Related	02/07/2022	Vehicle	2007 Chevrolet Tahoe	Returned to Lienholder	Administrative Forfeiture	570	570	---	---
Fleeing a Peace Officer	06/30/2022	Vehicle	2017 Ford Escape	Returned to Owner	Judicial Forfeiture	571	571	---	---

*When expenses exceed the gross amount received, the net proceeds available for distribution are shown as zero.

Table 2A
Property Seized Subject to State Forfeiture - Final Disposition - 2022
Sorted by Agency and Net Proceeds

Entity and Crime	Disposition Date	Type of Property	Property Detail	Disposition of Property	Basis of Disposition	Gross Sales	Expenses Paid	Amount Returned	Net Proceeds*
Minnesota State Patrol (Continued)									
DUI-Related	07/25/2022	Vehicle	2007 BMW X5	Returned to Owner	Agreement	571	571	---	---
DUI-Related	08/24/2022	Vehicle	2016 Kia Optima	Returned to Lienholder	Administrative Forfeiture	571	571	---	---
DUI-Related	04/07/2022	Vehicle	2008 Ford F150	Returned to Owner	Administrative Forfeiture	571	889	---	---
Fleeing a Peace Officer	07/25/2022	Vehicle	2019 Dodge Charger	Returned to Owner	Agreement	572	572	---	---
DUI-Related	01/21/2022	Vehicle	1995 Ford Thunderbird	Property Sold	Administrative Forfeiture	575	706	---	---
DUI-Related	04/07/2022	Vehicle	2003 Honda Accord	Salvage Yard	Administrative Forfeiture	575	863	---	---
Fleeing a Peace Officer	02/25/2022	Vehicle	2015 Chrysler 200	Property Abandoned	Administrative Forfeiture	575	703	---	---
DUI-Related	05/19/2022	Vehicle	2005 Chevrolet Tahoe	Returned to Owner	Administrative Forfeiture	575	575	---	---
Controlled Substance	01/31/2022	Vehicle	2006 Cadillac SRX	Returned to Owner	Agreement	576	576	---	---
DUI-Related	05/13/2022	Vehicle	2018 Dodge Durango	Returned to Owner	Court Ordered Return	579	579	---	---
DUI-Related	04/07/2022	Vehicle	2022 Toyota 4Runner	Returned to Owner	Administrative Forfeiture	579	771	---	---
Controlled Substance	02/14/2022	Vehicle	2016 Kia Forte	Returned to Lienholder	Administrative Forfeiture	579	579	---	---
DUI-Related	05/09/2022	Vehicle	2001 Chevrolet Silverado	Returned to Owner	Administrative Forfeiture	580	580	---	---
DUI-Related	04/21/2022	Motorcycle	2017 Ducati Hypermotard	Returned to Owner	Court Ordered Return	581	581	---	---
DUI-Related	08/31/2022	Vehicle	2012 Infiniti M37	Returned to Owner	Administrative Forfeiture	582	786	---	---
DUI-Related	05/09/2022	Vehicle	2010 Infiniti G37	Returned to Owner	Court Ordered Return	582	1,011	---	---
DUI-Related	09/21/2022	Vehicle	2002 Mitsubishi Montero	Returned to Owner	Administrative Forfeiture	583	583	---	---
DUI-Related	01/28/2022	Vehicle	2021 Chevrolet Silverado	Returned to Owner	Administrative Forfeiture	592	952	---	---
DUI-Related	08/31/2022	Vehicle	2018 Jeep Compass 2WD	Returned to Owner	Administrative Forfeiture	593	593	---	---
DUI-Related	01/24/2022	Vehicle	2008 BMW 328ci	Returned to Owner	Administrative Forfeiture	593	800	---	---
Fleeing a Peace Officer	12/30/2022	Vehicle	2006 BMW 530i	Returned to Owner	Administrative Forfeiture	594	783	---	---
DUI-Related	06/01/2022	Bond/Security		Security/Bond Returned	Administrative Forfeiture	594	601	---	---
Fleeing a Peace Officer	09/20/2022	Vehicle	2018 Dodge Charger	Returned to Lienholder	Agreement	595	595	---	---
Fleeing a Peace Officer	12/30/2022	Vehicle	2009 Volkswagen Jetta	Returned to Owner	Administrative Forfeiture	599	812	---	---
DUI-Related	01/31/2022	Vehicle	2014 Jaguar XF	Returned to Lienholder	Administrative Forfeiture	599	599	---	---
DUI-Related	07/25/2022	Vehicle	1998 Ford F150	Property Sold	Administrative Forfeiture	600	825	---	---
DUI-Related	05/23/2022	Vehicle	2005 Chrysler Pacifica	Property Sold	Administrative Forfeiture	600	847	---	---
DUI-Related	12/05/2022	Vehicle	2007 Subaru Forester AWD	Property Abandoned	Administrative Forfeiture	600	965	---	---
Controlled Substance	05/13/2022	Vehicle	2005 Chevrolet Tahoe	Salvage Yard	Agreement	600	659	---	---
DUI-Related	05/03/2022	Vehicle	2010 Chrysler Sebring	Property Sold	Administrative Forfeiture	600	628	---	---
DUI-Related	04/07/2022	Vehicle	2018 Chevrolet Malibu	Returned to Lienholder	Administrative Forfeiture	602	602	---	---
DUI-Related	01/01/2022	Vehicle	2007 Honda Accord	Returned to Owner	Administrative Forfeiture	604	900	---	---
DUI-Related	04/07/2022	Vehicle	2016 Ford Fiesta	Returned to Owner	Administrative Forfeiture	604	615	---	---
Fleeing a Peace Officer	06/30/2022	Vehicle	2007 Lincoln MKZ FWD	Returned to Lienholder	Judicial Forfeiture	604	859	---	---

*When expenses exceed the gross amount received, the net proceeds available for distribution are shown as zero.

Table 2A
Property Seized Subject to State Forfeiture - Final Disposition - 2022
Sorted by Agency and Net Proceeds

Entity and Crime	Disposition Date	Type of Property	Property Detail	Disposition of Property	Basis of Disposition	Gross Sales	Expenses Paid	Amount Returned	Net Proceeds*
Minnesota State Patrol (Continued)									
Fleeing a Peace Officer	05/23/2022	Vehicle	2017 Ford Fusion	Returned to Owner	Judicial Forfeiture	607	607	---	---
DUI-Related	04/07/2022	Vehicle	2022 Mercedes-Benz GLS450 4matic	Returned to Owner	Administrative Forfeiture	609	609	---	---
Controlled Substance	07/05/2022	Vehicle	1995 Lincoln Town Car	Property Sold	Administrative Forfeiture	610	955	---	---
DUI-Related	09/19/2022	Vehicle	2016 Nissan Rogue	Returned to Lienholder	Administrative Forfeiture	611	744	---	---
Fleeing a Peace Officer	09/09/2022	Vehicle	2010 Toyota Yaris	Returned to Owner	Administrative Forfeiture	613	613	---	---
DUI-Related	03/22/2022	Vehicle	2014 Ford Focus	Returned to Lienholder	Administrative Forfeiture	615	615	---	---
DUI-Related	05/09/2022	Vehicle	2019 Honda Accord	Returned to Lienholder	Agreement	615	615	---	---
DUI-Related	07/05/2022	Vehicle	2019 Kia Rio	Returned to Owner	Agreement	616	616	---	---
Fleeing a Peace Officer	09/30/2022	Vehicle	2018 Chevrolet Impala	Returned to Owner	Judicial Forfeiture	617	617	---	---
Fleeing a Peace Officer	12/07/2022	Vehicle	2006 Ford Focus	Returned to Owner	Judicial Forfeiture	617	617	---	---
DUI-Related	04/07/2022	Vehicle	2015 Nissan Altima	Returned to Lienholder	Administrative Forfeiture	617	617	---	---
DUI-Related	10/07/2022	Vehicle	2013 Ford Focus	Returned to Owner	Administrative Forfeiture	619	627	---	---
DUI-Related	01/01/2022	Vehicle	2003 Dodge Ram	Returned to Owner	Administrative Forfeiture	619	840	---	---
DUI-Related	06/06/2022	Vehicle	2017 Jeep Cherokee 2WD	Returned to Owner	Administrative Forfeiture	621	943	---	---
Fleeing a Peace Officer	12/05/2022	Vehicle	2004 Pontiac Grand Am	Returned to Owner	Judicial Forfeiture	621	997	---	---
DUI-Related	10/21/2022	Vehicle	2018 Kia Optima	Returned to Owner	Administrative Forfeiture	622	811	---	---
Fleeing a Peace Officer	07/25/2022	Motorcycle	2020 Harley-Davidson FLHTK	Returned to Owner	Agreement	622	835	---	---
Fleeing a Peace Officer	05/23/2022	Vehicle	2016 Dodge Charger	Returned to Lienholder	Judicial Forfeiture	623	623	---	---
Controlled Substance	10/28/2022	Vehicle	2003 Ford Explorer	Property Sold	Administrative Forfeiture	625	753	---	---
DUI-Related	08/31/2022	Vehicle	2006 BMW X3	Property Abandoned	Administrative Forfeiture	625	814	---	---
Fleeing a Peace Officer	07/25/2022	Vehicle	2010 Chevrolet Malibu	Property Abandoned	Judicial Forfeiture	625	625	---	---
DUI-Related	04/07/2022	Vehicle	2006 Ford Taurus	Property Sold	Administrative Forfeiture	625	767	---	---
Controlled Substance	06/01/2022	Vehicle	2014 GMC Yukon 1500 2WD	Returned to Lienholder	Administrative Forfeiture	627	627	---	---
DUI-Related	04/28/2022	Bond/Security		Security/Bond Returned	Administrative Forfeiture	627	627	---	---
Controlled Substance	04/07/2022	Vehicle	2006 Buick LaCrosse	Returned to Owner	Administrative Forfeiture	628	628	---	---
Controlled Substance	04/22/2022	Vehicle	2011 Lexus IS 250	Returned to Lienholder	Agreement	631	631	---	---
DUI-Related	12/22/2022	Vehicle	2017 GMC Sierra Classic 1500 2WD	Returned to Owner	Administrative Forfeiture	631	820	---	---
Fleeing a Peace Officer	12/05/2022	Motorcycle	2008 Suzuki GSXR600W	Returned to Owner	Judicial Forfeiture	633	822	---	---
DUI-Related	05/09/2022	Vehicle	2018 Subaru WRX	Returned to Owner	Administrative Forfeiture	638	830	---	---
DUI-Related	11/14/2022	Bond/Security		Security/Bond Returned	Administrative Forfeiture	639	647	---	---
Fleeing a Peace Officer	04/28/2022	Vehicle	2015 Toyota Avalon	Returned to Owner	Judicial Forfeiture	644	651	---	---
DUI-Related	09/09/2022	Vehicle	2008 Cadillac Escalade 2WD	Returned to Owner	Summary Forfeiture	645	1,013	---	---
DUI-Related	06/06/2022	Vehicle	2014 Mercedes-Benz CL2	Returned to Lienholder	Administrative Forfeiture	647	647	---	---
DUI-Related	03/25/2022	Vehicle	2016 Ford F150	Returned to Owner	Court Ordered Return	650	665	---	---

*When expenses exceed the gross amount received, the net proceeds available for distribution are shown as zero.

Table 2A
Property Seized Subject to State Forfeiture - Final Disposition - 2022
Sorted by Agency and Net Proceeds

Entity and Crime	Disposition Date	Type of Property	Property Detail	Disposition of Property	Basis of Disposition	Gross Sales	Expenses Paid	Amount Returned	Net Proceeds*
Minnesota State Patrol (Continued)									
DUI-Related	05/03/2022	Vehicle	2017 Kia Niro	Returned to Lienholder	Administrative Forfeiture	650	657	---	---
Fleeing a Peace Officer	05/03/2022	Vehicle	2010 Honda Insight	Returned to Owner	Agreement	655	655	---	---
DUI-Related	10/05/2022	Vehicle	2009 Toyota Highlander	Returned to Lienholder	Judicial Forfeiture	657	657	---	---
DUI-Related	02/18/2022	Vehicle	2017 Dodge Journey	Returned to Lienholder	Judicial Forfeiture	658	658	---	---
DUI-Related	08/24/2022	Vehicle	2011 BMW 328ci	Returned to Owner	Administrative Forfeiture	659	659	---	---
Vehicular Operation	02/15/2022	Vehicle	2019 Ford F150	Returned to Lienholder	Judicial Forfeiture	660	660	---	---
DUI-Related	03/22/2022	Vehicle	2019 Hyundai Tucson 2WD	Returned to Owner	Judicial Forfeiture	662	662	---	---
DUI-Related	01/21/2022	Vehicle	2016 Chrysler 200	Returned to Owner	Court Ordered Return	664	664	---	---
DUI-Related	06/15/2022	Vehicle	1997 Ford F150	Salvage Yard	Administrative Forfeiture	665	710	---	---
DUI-Related	08/26/2022	Vehicle	2007 Hummer H3 4WD	Returned to Owner	Administrative Forfeiture	667	947	---	---
DUI-Related	04/21/2022	Vehicle	2011 Mitsubishi Eclipse	Returned to Owner	Administrative Forfeiture	670	936	---	---
DUI-Related	12/30/2022	Vehicle	2016 Mazda 3 4-Door	Returned to Lienholder	Administrative Forfeiture	670	670	---	---
DUI-Related	01/14/2022	Vehicle	2019 Toyota Highlander	Returned to Lienholder	Administrative Forfeiture	672	797	---	---
DUI-Related	02/18/2022	Vehicle	2007 Honda Accord	Returned to Owner	Administrative Forfeiture	672	1,029	---	---
DUI-Related	06/01/2022	Vehicle	2017 Hyundai Sonata	Returned to Lienholder	Administrative Forfeiture	674	674	---	---
DUI-Related	01/21/2022	Vehicle	2003 Ford Expedition	Property Sold	Administrative Forfeiture	675	808	---	---
DUI-Related	01/21/2022	Vehicle	2003 Lincoln Aviator 2WD	Property Sold	Administrative Forfeiture	675	869	---	---
DUI-Related	05/23/2022	Vehicle	2010 Chevrolet Traverse FWD	Returned to Owner	Administrative Forfeiture	675	1,046	---	---
DUI-Related	02/25/2022	Vehicle	2002 Nissan Xterra 2WD	Property Sold	Administrative Forfeiture	675	680	---	---
Controlled Substance	06/30/2022	Vehicle	2006 GMC Sierra 1500	Returned to Owner	Administrative Forfeiture	675	675	---	---
DUI-Related	10/28/2022	Vehicle	2008 Chevrolet Equinox	Property Sold	Administrative Forfeiture	675	752	---	---
Controlled Substance	04/07/2022	Vehicle	2013 Chevrolet Malibu	Returned to Owner	Agreement	679	679	---	---
Controlled Substance	06/15/2022	Vehicle	2010 Chevrolet Camaro	Returned to Owner	Administrative Forfeiture	680	680	---	---
Fleeing a Peace Officer	08/24/2022	Vehicle	2017 Chevrolet Malibu	Returned to Owner	Agreement	680	883	---	---
DUI-Related	08/26/2022	Vehicle	2013 Chevrolet Traverse FWD	Returned to Lienholder	Administrative Forfeiture	680	813	---	---
DUI-Related	10/06/2022	Vehicle	2017 Cadillac Escalade 2WD	Returned to Lienholder	Administrative Forfeiture	682	682	---	---
DUI-Related	05/09/2022	Motorcycle	2020 Harley-Davidson FLTRX	Returned to Owner	Administrative Forfeiture	683	802	---	---
DUI-Related	05/09/2022	Vehicle	2016 BMW 320i	Returned to Lienholder	Administrative Forfeiture	684	787	---	---
DUI-Related	01/31/2022	Vehicle	2006 Ford F150	Returned to Owner	Administrative Forfeiture	688	688	---	---
DUI-Related	09/09/2022	Vehicle	2005 Toyota Camry	Returned to Lienholder	Administrative Forfeiture	689	689	---	---
DUI-Related	02/07/2022	Vehicle	2016 Subaru Legacy	Returned to Lienholder	Administrative Forfeiture	690	808	---	---
DUI-Related	08/31/2022	Vehicle	1997 GMC Sierra 1500	Returned to Owner	Administrative Forfeiture	692	692	---	---
DUI-Related	12/30/2022	Vehicle	2010 Cadillac STS 2WD	Returned to Owner	Agreement	693	857	---	---
DUI-Related	05/03/2022	Vehicle	2016 Audi A4	Returned to Lienholder	Administrative Forfeiture	694	768	---	---

*When expenses exceed the gross amount received, the net proceeds available for distribution are shown as zero.

Table 2A
Property Seized Subject to State Forfeiture - Final Disposition - 2022
Sorted by Agency and Net Proceeds

Entity and Crime	Disposition Date	Type of Property	Property Detail	Disposition of Property	Basis of Disposition	Gross Sales	Expenses Paid	Amount Returned	Net Proceeds*
Minnesota State Patrol (Continued)									
Controlled Substance	05/09/2022	Vehicle	2006 BMW 330ci	Returned to Owner	Administrative Forfeiture	695	695	---	---
DUI-Related	05/23/2022	Vehicle	2005 Honda CR-V 2WD	Property Sold	Administrative Forfeiture	700	933	---	---
DUI-Related	01/28/2022	Vehicle	2010 Chrysler 300	Property Sold	Administrative Forfeiture	700	746	---	---
Controlled Substance	08/31/2022	Vehicle	2005 Ford F150	Property Sold	Administrative Forfeiture	700	724	---	---
DUI-Related	08/31/2022	Vehicle	2011 Lincoln MKX FWD	Property Sold	Administrative Forfeiture	700	859	---	---
DUI-Related	09/14/2022	Vehicle	2011 Dodge Durango	Returned to Lienholder	Administrative Forfeiture	700	700	---	---
DUI-Related	03/22/2022	Vehicle	2003 GMC Envoy 2WD	Property Sold	Administrative Forfeiture	700	848	---	---
DUI-Related	02/07/2022	Vehicle	2004 Honda CR-V 2WD	Returned to Lienholder	Administrative Forfeiture	704	761	---	---
DUI-Related	12/05/2022	Vehicle	2012 Chevrolet Silverado	Returned to Lienholder	Administrative Forfeiture	705	705	---	---
DUI-Related	08/31/2022	Vehicle	2015 Cadillac Escalade 2WD	Returned to Lienholder	Administrative Forfeiture	712	712	---	---
DUI-Related	02/18/2022	Vehicle	2018 Toyota Camry	Returned to Lienholder	Administrative Forfeiture	715	715	---	---
Controlled Substance	04/07/2022	Vehicle	2014 BMW 550i	Returned to Owner	Agreement	721	721	---	---
DUI-Related	10/21/2022	Vehicle	2014 Chevrolet Impala	Returned to Lienholder	Administrative Forfeiture	723	730	---	---
DUI-Related	10/11/2022	Vehicle	2008 Lexus ES 300h	Returned to Owner	Administrative Forfeiture	724	1,085	---	---
DUI-Related	03/22/2022	Vehicle	2011 Jeep Grand Cherokee 2WD	Returned to Owner	Administrative Forfeiture	724	1,511	---	---
DUI-Related	10/28/2022	Vehicle	2007 Saturn Ion	Property Sold	Administrative Forfeiture	725	841	---	---
DUI-Related	12/05/2022	Vehicle	2005 Jeep Grand Cherokee 2WD	Property Sold	Administrative Forfeiture	725	817	---	---
Controlled Substance	11/14/2022	Vehicle	2006 Land Rover Range Rover	Returned to Owner	Administrative Forfeiture	726	906	---	---
DUI-Related	03/22/2022	Vehicle	2013 Infiniti JX35 AWD	Returned to Lienholder	Administrative Forfeiture	726	726	---	---
DUI-Related	12/05/2022	Vehicle	2019 Chevrolet Trax	Returned to Owner	Agreement	741	741	---	---
DUI-Related	03/25/2022	Vehicle	2014 Ford Explorer	Salvage Yard	Administrative Forfeiture	750	1,156	---	---
DUI-Related	01/28/2022	Vehicle	2008 Chrysler Town and Country	Property Sold	Agreement	750	959	---	---
DUI-Related	04/07/2022	Vehicle	2007 Ford E150	Property Sold	Administrative Forfeiture	750	813	---	---
Fleeing a Peace Officer	12/05/2022	Motorcycle	2007 Kawasaki ZX600	Property Sold	Judicial Forfeiture	750	768	---	---
DUI-Related	04/21/2022	Vehicle	2021 Chevrolet Blazer	Returned to Lienholder	Administrative Forfeiture	753	1,064	---	---
DUI-Related	08/26/2022	Vehicle	2010 Dodge Journey	Returned to Owner	Administrative Forfeiture	756	1,807	---	---
DUI-Related	06/06/2022	Vehicle	2006 Chevrolet Silverado	Returned to Owner	Court Ordered Return	757	757	---	---
DUI-Related	08/26/2022	Vehicle	2007 Lexus ES 250	Returned to Lienholder	Administrative Forfeiture	758	847	---	---
DUI-Related	09/09/2022	Vehicle	2010 Ford Fusion	Property Sold	Administrative Forfeiture	759	1,500	---	---
DUI-Related	09/22/2022	ATV	2016 CF-Moto CFORCE 400	Returned to Owner	Administrative Forfeiture	764	1,260	---	---
DUI-Related	08/24/2022	Vehicle	2012 Toyota Camry	Returned to Owner	Administrative Forfeiture	764	975	---	---
Controlled Substance	08/31/2022	Vehicle	2000 Chevrolet S Truck	Returned to Owner	Administrative Forfeiture	765	978	---	---
DUI-Related	02/07/2022	Vehicle	2019 Mercedes-Benz A220	Returned to Owner	Administrative Forfeiture	766	766	---	---
DUI-Related	07/25/2022	Vehicle	2016 Jeep Patriot 2WD	Returned to Lienholder	Administrative Forfeiture	773	773	---	---

*When expenses exceed the gross amount received, the net proceeds available for distribution are shown as zero.

Table 2A
Property Seized Subject to State Forfeiture - Final Disposition - 2022
Sorted by Agency and Net Proceeds

Entity and Crime	Disposition Date	Type of Property	Property Detail	Disposition of Property	Basis of Disposition	Gross Sales	Expenses Paid	Amount Returned	Net Proceeds*
Minnesota State Patrol (Continued)									
Fleeing a Peace Officer	09/09/2022	Vehicle	2012 Hyundai Veloster	Returned to Owner	Judicial Forfeiture	773	1,283	---	---
Controlled Substance	05/23/2022	Vehicle	2009 Chevrolet Cobalt	Property Sold	Administrative Forfeiture	775	847	---	---
Fleeing a Peace Officer	06/15/2022	Vehicle	2013 Hyundai Tucson 2WD	Returned to Owner	Agreement	776	1,121	---	---
DUI-Related	08/24/2022	Vehicle	2007 Cadillac Escalade 2WD	Returned to Owner	Administrative Forfeiture	781	985	---	---
Fleeing a Peace Officer	01/21/2022	Vehicle	2017 Toyota Camry	Returned to Owner	Administrative Forfeiture	782	782	---	---
DUI-Related	03/22/2022	Vehicle	2011 Porsche Panamera	Returned to Owner	Administrative Forfeiture	782	782	---	---
Fleeing a Peace Officer	09/16/2022	Vehicle	2007 Nissan Sentra	Returned to Owner	Judicial Forfeiture	788	788	---	---
Fleeing a Peace Officer	06/15/2022	Vehicle	2019 Dodge Charger	Returned to Owner	Judicial Forfeiture	789	992	---	---
Fleeing a Peace Officer	12/30/2022	Vehicle	2016 Toyota Corolla	Returned to Lienholder	Judicial Forfeiture	790	790	---	---
DUI-Related	09/20/2022	Vehicle	1992 Ford F150	Property Sold	Administrative Forfeiture	800	995	---	---
DUI-Related	08/31/2022	Vehicle	2011 Ford Focus	Property Sold	Administrative Forfeiture	800	819	---	---
DUI-Related	01/24/2022	Vehicle	2012 Volkswagen Passat	Returned to Lienholder	Administrative Forfeiture	801	1,036	---	---
DUI-Related	12/30/2022	Vehicle	2006 Toyota Avalon	Returned to Owner	Agreement	803	803	---	---
DUI-Related	10/04/2022	Vehicle	2008 Chevrolet Cruze	Returned to Lienholder	Administrative Forfeiture	803	803	---	---
DUI-Related	05/09/2022	Vehicle	2013 Dodge Challenger	Returned to Lienholder	Administrative Forfeiture	805	1,032	---	---
DUI-Related	12/22/2022	Bond/Security		Security/Bond Returned	Administrative Forfeiture	805	818	---	---
DUI-Related	07/25/2022	Vehicle	2015 Dodge Ram	Returned to Owner	Administrative Forfeiture	811	811	---	---
Fleeing a Peace Officer	08/24/2022	Vehicle	2021 Dodge Challenger	Returned to Owner	Judicial Forfeiture	813	1,095	---	---
DUI-Related	03/22/2022	Vehicle	2013 Chevrolet Camaro	Returned to Lienholder	Administrative Forfeiture	819	1,331	---	---
Controlled Substance	09/09/2022	Vehicle	2017 Jeep Grand Cherokee 2WD	Returned to Owner	Agreement	822	844	---	---
DUI-Related	08/26/2022	Vehicle	2010 Buick Enclave FWD	Returned to Owner	Administrative Forfeiture	824	1,096	---	---
DUI-Related	02/15/2022	Vehicle	2014 Honda CR-V 2WD	Returned to Owner	Agreement	825	825	---	---
Controlled Substance	03/25/2022	Cash		Returned to Owner	Administrative Forfeiture	838	7	838	---
Controlled Substance	10/28/2022	Vehicle	2013 Dodge Dart	Returned to Owner	Administrative Forfeiture	841	1,030	---	---
Vehicular Operation	01/31/2022	Vehicle	2019 GMC Canyon 2WD	Returned to Lienholder	Administrative Forfeiture	841	848	---	---
DUI-Related	12/22/2022	Vehicle	2016 Chevrolet Equinox	Returned to Owner	Administrative Forfeiture	851	1,227	---	---
DUI-Related	01/21/2022	Vehicle	2022 Subaru Outback AWD	Returned to Owner	Agreement	854	854	---	---
DUI-Related	09/09/2022	Vehicle	2018 Jeep Grand Cherokee 2WD	Returned to Owner	Administrative Forfeiture	857	1,088	---	---
DUI-Related	09/09/2022	Vehicle	2015 Ford Fusion	Returned to Owner	Administrative Forfeiture	857	1,232	---	---
DUI-Related	10/07/2022	Vehicle	2019 Dodge Durango	Returned to Owner	Administrative Forfeiture	881	1,071	---	---
Fleeing a Peace Officer	12/05/2022	Vehicle	2020 BMW X5	Returned to Owner	Judicial Forfeiture	885	885	---	---
Controlled Substance	09/26/2022	Vehicle	2016 Chevrolet Silverado	Returned to Lienholder	Administrative Forfeiture	891	891	---	---
DUI-Related	12/22/2022	Vehicle	1982 Honda VF750	Returned to Owner	Administrative Forfeiture	899	1,135	---	---
DUI-Related	01/28/2022	Vehicle	2001 Lexus ES 300	Property Sold	Administrative Forfeiture	900	1,423	---	---

*When expenses exceed the gross amount received, the net proceeds available for distribution are shown as zero.

Table 2A
Property Seized Subject to State Forfeiture - Final Disposition - 2022
Sorted by Agency and Net Proceeds

Entity and Crime	Disposition Date	Type of Property	Property Detail	Disposition of Property	Basis of Disposition	Gross Sales	Expenses Paid	Amount Returned	Net Proceeds*
Minnesota State Patrol (Continued)									
DUI-Related	08/31/2022	Vehicle	2017 Mercedes-Benz C250	Returned to Lienholder	Administrative Forfeiture	901	901	---	---
DUI-Related	03/22/2022	Vehicle	2008 Mercedes-Benz C230	Returned to Owner	Administrative Forfeiture	913	913	---	---
Fleeing a Peace Officer	12/05/2022	Vehicle	2017 Toyota Corolla	Returned to Owner	Judicial Forfeiture	930	1,119	---	---
DUI-Related	02/25/2022	Vehicle	2017 Toyota Sequoia	Returned to Lienholder	Administrative Forfeiture	935	935	---	---
DUI-Related	08/24/2022	Vehicle	2019 Jeep Compass 2WD	Returned to Owner	Administrative Forfeiture	958	981	---	---
Controlled Substance	02/25/2022	Cash		Returned to Owner	Administrative Forfeiture	958	---	958	---
Controlled Substance	02/07/2022	Cash		Returned to Owner	Agreement	962	---	962	---
DUI-Related	04/07/2022	Vehicle	2015 Chevrolet Silverado	Returned to Lienholder	Administrative Forfeiture	965	965	---	---
DUI-Related	10/28/2022	Vehicle	2009 Nissan Xterra 2WD	Property Sold	Administrative Forfeiture	975	1,006	---	---
DUI-Related	04/07/2022	Motorcycle	2007 Harley-Davidson FXDB	Returned to Lienholder	Administrative Forfeiture	993	993	---	---
DUI-Related	09/28/2022	Vehicle	2020 Chevrolet Malibu	Returned to Lienholder	Administrative Forfeiture	996	996	---	---
DUI-Related	09/19/2022	Vehicle	2020 Toyota RAV4	Returned to Lienholder	Judicial Forfeiture	1,021	1,021	---	---
DUI-Related	03/22/2022	Vehicle	2005 Mercury Marquis	Property Sold	Administrative Forfeiture	1,050	1,610	---	---
DUI-Related	01/28/2022	Vehicle	2003 Saturn Vue FWD	Property Sold	Administrative Forfeiture	1,050	1,610	---	---
DUI-Related	06/06/2022	Vehicle	2016 Nissan Altima	Returned to Lienholder	Administrative Forfeiture	1,052	1,141	---	---
DUI-Related	08/24/2022	Vehicle	2010 Hyundai Elantra	Returned to Owner	Administrative Forfeiture	1,075	1,450	---	---
DUI-Related	06/30/2022	Vehicle	2016 Jaguar XF	Returned to Owner	Administrative Forfeiture	1,079	1,079	---	---
DUI-Related	09/09/2022	Vehicle	2013 Jeep Grand Cherokee 2WD	Returned to Lienholder	Agreement	1,090	1,340	---	---
Controlled Substance	02/07/2022	Cash		Returned to Owner	Administrative Forfeiture	1,130	---	1,130	---
DUI-Related	10/10/2022	Vehicle	2016 Mazda CX-5 2WD	Returned to Lienholder	Administrative Forfeiture	1,137	1,139	---	---
DUI-Related	12/22/2022	Vehicle	2018 Ford F150	Returned to Lienholder	Administrative Forfeiture	1,198	1,198	---	---
DUI-Related	12/22/2022	Vehicle	2011 BMW 535d	Property Sold	Administrative Forfeiture	1,251	3,749	---	---
Controlled Substance	06/01/2022	Cash		Property Abandoned	Administrative Forfeiture	1,342	---	1,342	---
DUI-Related	08/24/2022	Vehicle	2015 Chevrolet Silverado	Returned to Owner	Administrative Forfeiture	1,345	1,345	---	---
Controlled Substance	06/30/2022	Vehicle	2009 Toyota Highlander	Returned to Lienholder	Administrative Forfeiture	1,347	1,347	---	---
DUI-Related	08/26/2022	Vehicle	2005 Dodge Grand Caravan	Returned to Lienholder	Administrative Forfeiture	1,368	1,472	---	---
Controlled Substance	08/24/2022	Cash		Returned to Owner	Administrative Forfeiture	1,404	---	1,404	---
Controlled Substance	09/09/2022	Cash		Returned to Owner	Administrative Forfeiture	1,481	8	1,481	---
DUI-Related	08/31/2022	Vehicle	2009 Ford F150	Returned to Lienholder	Administrative Forfeiture	1,505	1,505	---	---
DUI-Related	10/24/2022	Bond/Security		Bond for Distribution	Administrative Forfeiture	1,625	306	1,319	---
Controlled Substance	02/07/2022	Cash		Returned to Owner	Administrative Forfeiture	2,279	---	2,279	---
Fleeing a Peace Officer	08/24/2022	Cash		Property Abandoned	Administrative Forfeiture	2,667	---	2,667	---
DUI-Related	06/01/2022	Bond/Security		Security/Bond Returned	Administrative Forfeiture	3,102	943	2,539	---
Fleeing a Peace Officer	04/28/2022	Cash		Returned to Owner	Judicial Forfeiture	3,470	7	3,470	---

*When expenses exceed the gross amount received, the net proceeds available for distribution are shown as zero.

Table 2A
Property Seized Subject to State Forfeiture - Final Disposition - 2022
Sorted by Agency and Net Proceeds

Entity and Crime	Disposition Date	Type of Property	Property Detail	Disposition of Property	Basis of Disposition	Gross Sales	Expenses Paid	Amount Returned	Net Proceeds*
Minnesota State Patrol (Continued)									
Controlled Substance	06/30/2022	Cash		Cash Forfeiture	Administrative Forfeiture	4,300	---	4,300	---
DUI-Related	12/22/2022	Bond/Security		Security/Bond Returned	Administrative Forfeiture	4,413	645	4,044	---
Controlled Substance	07/25/2022	Cash		Returned to Owner	Court Ordered Return	4,817	---	4,817	---
DUI-Related	10/24/2022	Bond/Security		Bond for Distribution	Administrative Forfeiture	5,152	222	4,930	---
DUI-Related	07/25/2022	Bond/Security		Security/Bond Returned	Administrative Forfeiture	5,767	435	5,339	---
DUI-Related	12/22/2022	Bond/Security		Security/Bond Returned	Administrative Forfeiture	5,841	614	5,235	---
Controlled Substance	08/24/2022	Cash		Returned to Owner	Administrative Forfeiture	5,976	---	5,976	---
DUI-Related	04/22/2022	Bond/Security		Security/Bond Returned	Administrative Forfeiture	6,155	463	5,699	---
DUI-Related	03/25/2022	Bond/Security		Security/Bond Returned	Administrative Forfeiture	6,699	199	6,500	---
DUI-Related	05/13/2022	Bond/Security		Security/Bond Returned	Administrative Forfeiture	7,834	272	7,576	---
DUI-Related	03/22/2022	Vehicle	2013 Cadillac ATS	Property Sold	Administrative Forfeiture	8,400	8,400	---	---
DUI-Related	11/14/2022	Bond/Security		Security/Bond Returned	Administrative Forfeiture	8,522	322	8,200	---
DUI-Related	08/24/2022	Bond/Security		Security/Bond Returned	Administrative Forfeiture	8,633	446	8,194	---
Controlled Substance	04/28/2022	Cash		Returned to Owner	Administrative Forfeiture	9,502	7	9,502	---
DUI-Related	05/24/2022	Vehicle	2016 Kia Optima	Property Sold	Administrative Forfeiture	10,985	10,985	---	---
DUI-Related	05/09/2022	Vehicle	2017 Nissan Altima	Property Sold	Administrative Forfeiture	13,025	13,025	---	---
DUI-Related	11/14/2022	Bond/Security		Security/Bond Returned	Administrative Forfeiture	19,410	285	19,410	---
DUI-Related	12/22/2022	Bond/Security		Security/Bond Returned	Administrative Forfeiture	20,000	453	19,567	---
DUI-Related	12/22/2022	Bond/Security		Security/Bond Returned	Administrative Forfeiture	20,475	282	20,193	---
DUI-Related	06/15/2022	Bond/Security		Security/Bond Returned	Administrative Forfeiture	22,204	802	21,409	---
Controlled Substance	11/14/2022	Cash		Returned to Owner	Administrative Forfeiture	44,910	23	44,910	---
DUI-Related	09/09/2022	Bond/Security		Security/Bond Returned	Administrative Forfeiture	54,335	54,705	53,788	---
Controlled Substance	03/18/2022	Cash		Property Forwarded	Judicial Forfeiture	56,100	368	56,100	---
DUI-Related	03/25/2022	Vehicle	2003 Chevrolet Tahoe	Salvage Yard	Administrative Forfeiture	450	448	---	2
DUI-Related	10/28/2022	Vehicle	2004 Honda Pilot 2WD	Property Sold	Administrative Forfeiture	425	418	---	7
DUI-Related	02/25/2022	Vehicle	1996 Chevrolet Suburban	Property Abandoned	Administrative Forfeiture	875	865	---	10
Controlled Substance	09/09/2022	Vehicle	2005 Cadillac DeVille	Property Sold	Administrative Forfeiture	310	297	---	13
DUI-Related	03/22/2022	Vehicle	2004 Mercedes-Benz ML350	Property Sold	Administrative Forfeiture	750	737	---	13
Fleeing a Peace Officer	05/23/2022	Vehicle	2007 Dodge Magnum	Property Abandoned	Administrative Forfeiture	675	660	---	15
DUI-Related	03/21/2022	Vehicle	1999 Honda Accord	Salvage Yard	Administrative Forfeiture	400	383	---	17
DUI-Related	09/29/2022	Vehicle	2003 Chrysler Concorde	Salvage Yard	Administrative Forfeiture	500	483	---	17
DUI-Related	04/07/2022	Electronics		Property Sold	Administrative Forfeiture	70	50	---	20
DUI-Related	06/30/2022	Vehicle	1997 Toyota UEX	Property Sold	Administrative Forfeiture	560	539	---	21
DUI-Related	08/01/2022	Vehicle	2006 Chevrolet Cobalt	Salvage Yard	Administrative Forfeiture	350	328	---	22

*When expenses exceed the gross amount received, the net proceeds available for distribution are shown as zero.

Table 2A
Property Seized Subject to State Forfeiture - Final Disposition - 2022
Sorted by Agency and Net Proceeds

Entity and Crime	Disposition Date	Type of Property	Property Detail	Disposition of Property	Basis of Disposition	Gross Sales	Expenses Paid	Amount Returned	Net Proceeds*
Minnesota State Patrol (Continued)									
Controlled Substance	12/30/2022	Vehicle	2005 Pontiac G6	Salvage Yard	Administrative Forfeiture	250	225	---	25
DUI-Related	08/01/2022	Vehicle	2006 Chevrolet Avalanche	Salvage Yard	Administrative Forfeiture	306	275	---	31
DUI-Related	04/21/2022	Vehicle	1993 Honda Accord	Salvage Yard	Administrative Forfeiture	400	369	---	31
DUI-Related	01/28/2022	Vehicle	2006 Hyundai Sonata	Property Sold	Administrative Forfeiture	1,300	1,269	---	31
DUI-Related	06/30/2022	Vehicle	2004 Oldsmobile Alero	Property Sold	Administrative Forfeiture	610	572	---	38
DUI-Related	10/28/2022	Vehicle	2010 Chevrolet Impala	Property Sold	Administrative Forfeiture	1,000	958	---	42
DUI-Related	06/15/2022	Vehicle	2004 Nissan Titan	Property Sold	Judicial Forfeiture	505	462	---	43
DUI-Related	02/07/2022	Vehicle	2013 Cadillac Escalade 2WD	Returned to Owner	Agreement	1,250	1,205	---	45
DUI-Related	01/28/2022	Vehicle	2001 Ford Expedition	Property Sold	Summary Forfeiture	750	702	---	48
Controlled Substance	04/28/2022	Vehicle	2009 Ford Fusion	Returned to Owner	Agreement	250	197	---	53
Controlled Substance	05/13/2022	Vehicle	2005 Cadillac STS	Salvage Yard	Administrative Forfeiture	400	345	---	55
Controlled Substance	08/24/2022	Vehicle	2004 Lincoln LS	Salvage Yard	Administrative Forfeiture	400	345	---	55
Fleeing a Peace Officer	04/07/2022	Vehicle	2007 Chevrolet Impala	Salvage Yard	Judicial Forfeiture	525	466	---	59
DUI-Related	02/07/2022	Vehicle	2002 Toyota Camry	Property Abandoned	Administrative Forfeiture	400	336	---	64
Fleeing a Peace Officer	04/08/2022	Vehicle	2003 Pontiac Grand Prix	Salvage Yard	Judicial Forfeiture	361	295	---	66
Controlled Substance	04/28/2022	Cash		Cash Forfeiture	Administrative Forfeiture	67	---	---	67
Fleeing a Peace Officer	02/22/2022	Vehicle	2006 Chevrolet Impala	Property Abandoned	Administrative Forfeiture	350	283	---	67
DUI-Related	12/05/2022	Vehicle	2005 Honda Accord	Property Sold	Administrative Forfeiture	725	651	---	74
Controlled Substance	02/11/2022	Vehicle	2005 Honda Civic	Property Sold	Administrative Forfeiture	700	625	---	75
DUI-Related	02/15/2022	Vehicle	2005 Nissan Sentra	Salvage Yard	Administrative Forfeiture	275	199	---	76
Controlled Substance	02/07/2022	Vehicle	1999 Buick Century	Salvage Yard	Administrative Forfeiture	400	323	---	77
DUI-Related	11/14/2022	Vehicle	2007 Pontiac G6	Property Sold	Judicial Forfeiture	235	157	---	78
DUI-Related	04/08/2022	Vehicle	1998 Dodge Ram	Salvage Yard	Administrative Forfeiture	361	283	---	78
Controlled Substance	01/12/2022	Vehicle	2009 Toyota Camry	Returned to Owner	Agreement	250	170	---	80
DUI-Related	04/08/2022	Vehicle	2002 Ford F150	Salvage Yard	Judicial Forfeiture	361	274	---	87
Fleeing a Peace Officer	03/21/2022	Vehicle	1996 Buick Riviera	Salvage Yard	Judicial Forfeiture	361	268	---	93
DUI-Related	08/31/2022	Vehicle	2004 Ford Explorer	Property Sold	Administrative Forfeiture	850	756	---	94
DUI-Related	08/31/2022	Vehicle	1998 Toyota Camry	Property Sold	Administrative Forfeiture	750	654	---	96
DUI-Related	12/05/2022	Vehicle	1998 Honda Accord	Property Sold	Administrative Forfeiture	560	462	---	98
Controlled Substance	03/23/2022	Vehicle	2001 Pontiac Grand Prix	Property Sold	Administrative Forfeiture	800	702	---	98
DUI-Related	03/25/2022	Vehicle	1996 GMC Sierra 1500	Salvage Yard	Administrative Forfeiture	450	348	---	102
DUI-Related	08/26/2022	Vehicle	2010 Mercedes-Benz GLK350	Salvage Yard	Administrative Forfeiture	625	521	---	104
DUI-Related	02/07/2022	Vehicle	2001 BMW Z3 Coupe	Returned to Owner	Agreement	1,000	894	---	106
DUI-Related	06/30/2022	Vehicle	1997 GMC Sierra 1500	Property Sold	Administrative Forfeiture	490	382	---	108

*When expenses exceed the gross amount received, the net proceeds available for distribution are shown as zero.

Table 2A
Property Seized Subject to State Forfeiture - Final Disposition - 2022
Sorted by Agency and Net Proceeds

Entity and Crime	Disposition Date	Type of Property	Property Detail	Disposition of Property	Basis of Disposition	Gross Sales	Expenses Paid	Amount Returned	Net Proceeds*
Minnesota State Patrol (Continued)									
DUI-Related	02/22/2022	Vehicle	2003 Ford Excursion	Returned to Owner	Agreement	500	390	---	110
Controlled Substance	02/22/2022	Cash		Cash Forfeiture	Administrative Forfeiture	121	---	---	121
DUI-Related	08/24/2022	Vehicle	1998 Toyota Camry	Property Sold	Administrative Forfeiture	410	282	---	128
DUI-Related	05/23/2022	Vehicle	2004 Pontiac Grand Prix	Salvage Yard	Administrative Forfeiture	400	271	---	129
Fleeing a Peace Officer	08/05/2022	Vehicle	1999 Volkswagen Passat	Salvage Yard	Judicial Forfeiture	306	176	---	130
DUI-Related	02/07/2022	Vehicle	2007 Volkswagen GTI	Returned to Owner	Agreement	1,250	1,120	---	130
Fleeing a Peace Officer	07/25/2022	Vehicle	2004 Buick Century	Property Abandoned	Judicial Forfeiture	470	336	---	134
DUI-Related	08/01/2022	Vehicle	1996 Ford Explorer	Property Abandoned	Administrative Forfeiture	306	164	---	142
DUI-Related	01/31/2022	Vehicle	2005 Mazda 6 Sport Wagon	Returned to Owner	Agreement	150	---	---	150
DUI-Related	01/31/2022	Vehicle	2000 Chevrolet Blazer	Returned to Owner	Agreement	250	100	---	150
DUI-Related	05/23/2022	Vehicle	2005 Toyota Sienna	Property Sold	Administrative Forfeiture	800	649	---	151
DUI-Related	08/01/2022	Vehicle	2004 Volkswagen Jetta	Salvage Yard	Administrative Forfeiture	306	154	---	152
DUI-Related	08/01/2022	Vehicle	2000 Jeep Grand Cherokee 2WD	Salvage Yard	Administrative Forfeiture	306	149	---	157
DUI-Related	05/23/2022	Vehicle	2002 Pontiac Grand Prix	Returned to Owner	Agreement	950	793	---	157
DUI-Related	03/21/2022	Vehicle	2000 Ford Taurus	Salvage Yard	Administrative Forfeiture	400	234	---	166
Controlled Substance	05/10/2022	Vehicle	2001 Jeep Grand Cherokee 2WD	Salvage Yard	Administrative Forfeiture	350	176	---	174
DUI-Related	04/08/2022	Vehicle	2011 Ford Explorer	Salvage Yard	Administrative Forfeiture	361	181	---	180
DUI-Related	02/22/2022	Vehicle	2006 Infiniti QX56 2WD	Salvage Yard	Administrative Forfeiture	400	219	---	181
DUI-Related	02/07/2022	Vehicle	2008 Chrysler Town and Country	Salvage Yard	Administrative Forfeiture	350	163	---	187
DUI-Related	09/22/2022	Vehicle	2013 Ford Fusion	Salvage Yard	Administrative Forfeiture	400	213	---	187
Fleeing a Peace Officer	12/05/2022	Vehicle	1998 Toyota Camry	Salvage Yard	Judicial Forfeiture	325	135	---	190
DUI-Related	03/21/2022	Vehicle	2000 Ford Expedition	Salvage Yard	Administrative Forfeiture	361	170	---	191
Controlled Substance	06/15/2022	Cash		Cash Forfeiture	Administrative Forfeiture	192	---	---	192
Controlled Substance	06/01/2022	Cash		Cash Forfeiture	Administrative Forfeiture	195	---	---	195
Fleeing a Peace Officer	04/08/2022	Vehicle	2000 Dodge Durango	Property Abandoned	Administrative Forfeiture	361	165	---	196
DUI-Related	05/09/2022	Vehicle	2003 Chevrolet Silverado	Property Sold	Administrative Forfeiture	590	392	---	198
DUI-Related	04/08/2022	Vehicle	2005 GMC Yukon 1500 2WD	Salvage Yard	Administrative Forfeiture	361	162	---	199
DUI-Related	02/07/2022	Vehicle	2020 Subaru Forester AWD	Returned to Owner	Agreement	500	300	---	200
DUI-Related	12/05/2022	Vehicle	2007 Chevrolet HHR FWD FFV	Property Abandoned	Administrative Forfeiture	420	219	---	201
DUI-Related	04/07/2022	Vehicle	2005 Toyota Corolla	Property Sold	Administrative Forfeiture	975	774	---	201
Fleeing a Peace Officer	07/05/2022	Vehicle	2001 Ford Explorer	Property Sold	Judicial Forfeiture	580	375	---	205
Controlled Substance	07/25/2022	Vehicle	1997 GMC Sierra 1500	Property Sold	Administrative Forfeiture	460	252	---	208
Controlled Substance	05/13/2022	Vehicle	2004 Chevrolet Suburban	Salvage Yard	Administrative Forfeiture	600	392	---	208
DUI-Related	04/08/2022	Vehicle	2004 Dodge Durango	Salvage Yard	Administrative Forfeiture	361	149	---	212

*When expenses exceed the gross amount received, the net proceeds available for distribution are shown as zero.

Table 2A
Property Seized Subject to State Forfeiture - Final Disposition - 2022
Sorted by Agency and Net Proceeds

Entity and Crime	Disposition Date	Type of Property	Property Detail	Disposition of Property	Basis of Disposition	Gross Sales	Expenses Paid	Amount Returned	Net Proceeds*
Minnesota State Patrol (Continued)									
Controlled Substance	05/13/2022	Vehicle	2010 Toyota Corolla	Returned to Owner	Agreement	600	377	---	223
DUI-Related	06/30/2022	Vehicle	2001 GMC Yukon Denali XL 1500 AWD	Property Sold	Administrative Forfeiture	610	385	---	225
Controlled Substance	10/28/2022	Vehicle	2007 Chevrolet Malibu	Property Sold	Administrative Forfeiture	1,025	790	---	235
Controlled Substance	09/23/2022	Vehicle	2008 Dodge Durango	Property Sold	Administrative Forfeiture	620	380	---	240
DUI-Related	08/24/2022	Vehicle	2003 GMC Yukon 1500 2WD	Salvage Yard	Administrative Forfeiture	470	229	---	241
DUI-Related	07/25/2022	Vehicle	1989 Ford F150	Property Sold	Administrative Forfeiture	730	474	---	256
DUI-Related	05/03/2022	Vehicle	1999 Mazda Millenia	Property Sold	Administrative Forfeiture	1,000	743	---	257
DUI-Related	08/24/2022	Vehicle	2004 Chevrolet Suburban	Salvage Yard	Administrative Forfeiture	470	207	---	263
DUI-Related	07/25/2022	Vehicle	2008 Infiniti EX35	Property Sold	Administrative Forfeiture	700	434	---	266
DUI-Related	04/07/2022	Vehicle	2000 Buick Park Avenue	Property Sold	Administrative Forfeiture	580	298	---	282
DUI-Related	12/22/2022	Vehicle	1996 Chevrolet Silverado	Property Sold	Administrative Forfeiture	740	458	---	282
DUI-Related	08/24/2022	Vehicle	2007 Chrysler Sebring	Property Sold	Administrative Forfeiture	720	437	---	283
DUI-Related	11/14/2022	Vehicle	1994 Chevrolet Blazer	Salvage Yard	Judicial Forfeiture	400	115	---	285
Controlled Substance	05/09/2022	Vehicle	1999 Cadillac Seville	Property Sold	Administrative Forfeiture	896	604	---	292
Controlled Substance	04/21/2022	Vehicle	2007 Saturn Outlook AWD	Salvage Yard	Administrative Forfeiture	500	190	---	310
DUI-Related	04/07/2022	Vehicle	2003 Chevrolet Venture 2WD	Property Sold	Administrative Forfeiture	589	274	---	315
DUI-Related	12/07/2022	Vehicle	2003 Toyota Sequoia	Property Sold	Administrative Forfeiture	1,135	816	---	319
DUI-Related	12/22/2022	Vehicle	2004 Jeep Wrangler 2WD	Property Sold	Administrative Forfeiture	14,700	14,380	---	320
DUI-Related	03/22/2022	Vehicle	2003 Saab 9-3	Property Sold	Administrative Forfeiture	795	471	---	324
DUI-Related	07/25/2022	Vehicle	2000 Chevrolet Monte Carlo	Property Sold	Administrative Forfeiture	720	393	---	327
Controlled Substance	10/10/2022	Cash		Cash Forfeiture	Administrative Forfeiture	335	---	---	335
DUI-Related	04/07/2022	Vehicle	1997 Ford Ranger	Property Sold	Administrative Forfeiture	710	373	---	337
Controlled Substance	08/01/2022	Cash		Cash Forfeiture	Administrative Forfeiture	340	---	---	340
DUI-Related	06/30/2022	Vehicle	2005 Pontiac Grand Prix	Property Sold	Administrative Forfeiture	820	470	---	350
Fleeing a Peace Officer	01/21/2022	Vehicle	2008 Ford Edge	Returned to Owner	Agreement	1,000	638	---	362
DUI-Related	06/06/2022	Vehicle	2017 Chevrolet Cruze	Returned to Owner	Administrative Forfeiture	600	237	---	363
DUI-Related	04/07/2022	Vehicle	2002 Chevrolet Silverado	Property Sold	Administrative Forfeiture	650	286	---	364
DUI-Related	06/01/2022	Vehicle	2001 GMC Sierra 1500	Property Sold	Administrative Forfeiture	1,035	671	---	364
DUI-Related	08/01/2022	Vehicle	2005 Chevrolet Equinox	Property Sold	Administrative Forfeiture	1,500	1,121	---	379
DUI-Related	03/21/2022	Vehicle	2008 Nissan Rogue	Returned to Owner	Agreement	500	114	---	386
DUI-Related	09/23/2022	Vehicle	2008 Ford F250	Property Sold	Administrative Forfeiture	860	466	---	394
Controlled Substance	05/09/2022	Cash		Cash Forfeiture	Administrative Forfeiture	415	---	---	415
DUI-Related	05/12/2022	Vehicle	2008 Saturn Outlook FWD	Returned to Owner	Agreement	650	224	---	426
Controlled Substance	07/25/2022	Cash		Cash Forfeiture	Administrative Forfeiture	435	---	---	435

*When expenses exceed the gross amount received, the net proceeds available for distribution are shown as zero.

Table 2A
Property Seized Subject to State Forfeiture - Final Disposition - 2022
Sorted by Agency and Net Proceeds

Entity and Crime	Disposition Date	Type of Property	Property Detail	Disposition of Property	Basis of Disposition	Gross Sales	Expenses Paid	Amount Returned	Net Proceeds*
Minnesota State Patrol (Continued)									
Controlled Substance	05/13/2022	Cash		Cash Forfeiture	Administrative Forfeiture	438	---	---	438
Fleeing a Peace Officer	06/15/2022	Vehicle	2004 Volvo S60	Property Abandoned	Judicial Forfeiture	1,057	618	---	439
DUI-Related	07/25/2022	Bond/Security		Bond for Distribution	Administrative Forfeiture	790	350	---	440
DUI-Related	04/07/2022	Vehicle	2009 Toyota Corolla	Salvage Yard	Administrative Forfeiture	1,250	810	---	440
DUI-Related	02/25/2022	Vehicle	2010 Chevrolet Impala	Salvage Yard	Administrative Forfeiture	1,125	673	---	452
Controlled Substance	03/21/2022	Cash		Cash Forfeiture	Administrative Forfeiture	467	---	---	467
DUI-Related	02/25/2022	Vehicle	2005 Ford F150	Property Sold	Administrative Forfeiture	1,200	731	---	469
Controlled Substance	06/30/2022	Cash		Cash Forfeiture	Administrative Forfeiture	501	2	---	499
DUI-Related	05/03/2022	Vehicle	2011 Dodge Ram	Returned to Lienholder	Agreement	916	416	---	500
DUI-Related	04/07/2022	Vehicle	2018 Ford F150	Returned to Owner	Agreement	1,033	533	---	500
DUI-Related	06/15/2022	Vehicle	2009 Chevrolet Silverado	Returned to Lienholder	Agreement	1,055	555	---	500
Controlled Substance	07/25/2022	Vehicle	2003 Chevrolet TrailBlazer	Property Sold	Administrative Forfeiture	787	279	---	508
Controlled Substance	08/24/2022	Cash		Cash Forfeiture	Administrative Forfeiture	521	---	---	521
Controlled Substance	10/28/2022	Cash		Cash Forfeiture	Administrative Forfeiture	575	---	---	575
DUI-Related	05/23/2022	Vehicle	2007 Jeep Grand Cherokee 2WD	Property Sold	Administrative Forfeiture	1,060	485	---	575
DUI-Related	02/15/2022	Vehicle	2012 Chevrolet Impala	Returned to Owner	Agreement	700	93	---	607
Controlled Substance	09/28/2022	Vehicle	2004 Chevrolet Impala	Property Sold	Administrative Forfeiture	1,125	501	---	624
Controlled Substance	06/01/2022	Cash		Cash Forfeiture	Administrative Forfeiture	639	---	---	639
DUI-Related	04/07/2022	Vehicle	2009 Nissan Altima	Returned to Owner	Agreement	1,500	858	---	642
DUI-Related	04/21/2022	Vehicle	2001 Honda Accord	Property Sold	Administrative Forfeiture	977	307	---	670
DUI-Related	02/25/2022	ATV	2003 Polaris Magnum 330	Property Sold	Administrative Forfeiture	1,550	875	---	675
Controlled Substance	08/01/2022	Cash		Cash Forfeiture	Administrative Forfeiture	697	---	---	697
DUI-Related	05/03/2022	Vehicle	2006 Ford F350, SRW, Superduty	Property Sold	Administrative Forfeiture	2,000	1,297	---	703
DUI-Related	05/09/2022	Vehicle	2003 Pontiac Bonneville	Property Sold	Administrative Forfeiture	1,110	398	---	712
DUI-Related	12/22/2022	Vehicle	2011 Hyundai Santa Fe 2WD	Property Sold	Agreement	3,000	2,287	---	713
Controlled Substance	07/01/2022	Vehicle	2011 Chevrolet HHR FWD FFV	Property Sold	Administrative Forfeiture	1,360	627	---	733
Controlled Substance	03/21/2022	Cash		Cash Forfeiture	Administrative Forfeiture	741	---	---	741
DUI-Related	05/03/2022	Vehicle	2008 Mercury Mariner	Property Sold	Administrative Forfeiture	1,160	415	---	745
DUI-Related	11/14/2022	Bond/Security		Security/Bond Returned	Agreement	1,182	432	---	750
Controlled Substance	08/31/2022	Vehicle	2003 Toyota RAV4	Property Sold	Administrative Forfeiture	1,425	674	---	751
DUI-Related	09/15/2022	Vehicle	2006 Ford Taurus	Property Sold	Administrative Forfeiture	1,525	771	---	754
Controlled Substance	06/06/2022	Cash		Cash Forfeiture	Administrative Forfeiture	765	---	---	765
DUI-Related	06/30/2022	Vehicle	2012 GMC Terrain FWD	Property Sold	Administrative Forfeiture	1,242	473	---	769
Controlled Substance	06/01/2022	Vehicle	2000 Chevrolet Avalanche	Property Sold	Administrative Forfeiture	1,225	444	---	781

*When expenses exceed the gross amount received, the net proceeds available for distribution are shown as zero.

Table 2A
Property Seized Subject to State Forfeiture - Final Disposition - 2022
Sorted by Agency and Net Proceeds

Entity and Crime	Disposition Date	Type of Property	Property Detail	Disposition of Property	Basis of Disposition	Gross Sales	Expenses Paid	Amount Returned	Net Proceeds*
Minnesota State Patrol (Continued)									
Controlled Substance	06/01/2022	Cash		Cash Forfeiture	Administrative Forfeiture	815	---	---	815
DUI-Related	12/05/2022	Vehicle	2003 Ford Expedition	Property Sold	Administrative Forfeiture	1,400	581	---	819
DUI-Related	03/22/2022	Vehicle	2002 Honda Accord	Property Sold	Administrative Forfeiture	1,700	868	---	832
Controlled Substance	04/07/2022	Cash		Cash Forfeiture	Judicial Forfeiture	840	---	---	840
Controlled Substance	06/01/2022	Cash		Cash Forfeiture	Administrative Forfeiture	859	---	---	859
DUI-Related	04/07/2022	Vehicle	2006 Chevrolet Impala	Property Sold	Administrative Forfeiture	1,125	265	---	860
Controlled Substance	03/21/2022	Cash		Cash Forfeiture	Administrative Forfeiture	868	---	---	868
DUI-Related	03/22/2022	Vehicle	2010 GMC Terrain FWD	Property Sold	Administrative Forfeiture	1,600	728	---	872
DUI-Related	04/21/2022	Vehicle	2001 Ford Escape	Property Sold	Administrative Forfeiture	1,185	308	---	877
DUI-Related	06/30/2022	Vehicle	2004 Cadillac SRX	Property Sold	Administrative Forfeiture	1,500	613	---	887
DUI-Related	02/15/2022	Vehicle	2017 Jeep Renegade 2WD	Salvage Yard	Administrative Forfeiture	1,050	162	---	888
Controlled Substance	02/22/2022	Cash		Cash Forfeiture	Administrative Forfeiture	904	---	---	904
DUI-Related	08/31/2022	Vehicle	2014 Ford Edge	Salvage Yard	Administrative Forfeiture	1,000	96	---	904
Controlled Substance	04/07/2022	Cash		Cash Forfeiture	Administrative Forfeiture	926	---	---	926
Controlled Substance	02/22/2022	Cash		Cash Forfeiture	Administrative Forfeiture	940	---	---	940
DUI-Related	04/21/2022	Vehicle	2001 Buick LeSabre	Property Sold	Administrative Forfeiture	1,450	506	---	944
Controlled Substance	06/15/2022	Vehicle	2009 Kia Spectra	Property Sold	Administrative Forfeiture	1,526	578	---	948
DUI-Related	08/31/2022	Vehicle	2010 Dodge Journey	Property Sold	Administrative Forfeiture	1,750	792	---	958
Controlled Substance	06/15/2022	Cash		Cash Forfeiture	Administrative Forfeiture	961	---	---	961
DUI-Related	10/28/2022	Vehicle	2000 Ford F250	Property Sold	Administrative Forfeiture	1,725	756	---	969
Controlled Substance	04/07/2022	Vehicle	2004 Mitsubishi Endeavor	Property Sold	Administrative Forfeiture	1,310	332	---	978
Controlled Substance	04/07/2022	Vehicle	2011 BMW 330ci	Property Sold	Administrative Forfeiture	1,800	810	---	990
Controlled Substance	06/30/2022	Cash		Cash Forfeiture	Judicial Forfeiture	994	---	---	994
DUI-Related	03/22/2022	Vehicle	2008 Chevrolet Impala	Property Sold	Agreement	1,560	560	---	1,000
Controlled Substance	12/05/2022	Vehicle	2010 Honda Accord	Property Sold	Agreement	1,550	537	---	1,013
Controlled Substance	01/28/2022	Vehicle	2005 Ford 500	Property Sold	Judicial Forfeiture	1,342	326	---	1,016
DUI-Related	10/28/2022	Vehicle	2006 Pontiac GTO	Property Sold	Administrative Forfeiture	2,000	969	---	1,031
DUI-Related	02/25/2022	Vehicle	2008 Ford Expedition	Property Sold	Administrative Forfeiture	1,850	809	---	1,041
Controlled Substance	09/12/2022	Cash		Cash Forfeiture	Administrative Forfeiture	1,043	---	---	1,043
Controlled Substance	01/31/2022	Cash		Cash Forfeiture	Administrative Forfeiture	1,049	---	---	1,049
Controlled Substance	05/13/2022	Cash		Cash Forfeiture	Administrative Forfeiture	1,050	---	---	1,050
Controlled Substance	05/19/2022	Vehicle	2007 Chevrolet Impala	Property Sold	Administrative Forfeiture	1,625	570	---	1,055
DUI-Related	12/07/2022	Motorcycle	2005 Suzuki Boulevard C50	Property Sold	Administrative Forfeiture	1,535	464	---	1,071
Fleeing a Peace Officer	08/31/2022	Motorcycle	2002 Triumph Bonneville	Property Sold	Judicial Forfeiture	1,625	547	---	1,078

*When expenses exceed the gross amount received, the net proceeds available for distribution are shown as zero.

Table 2A
Property Seized Subject to State Forfeiture - Final Disposition - 2022
Sorted by Agency and Net Proceeds

Entity and Crime	Disposition Date	Type of Property	Property Detail	Disposition of Property	Basis of Disposition	Gross Sales	Expenses Paid	Amount Returned	Net Proceeds*
Minnesota State Patrol (Continued)									
Controlled Substance	09/09/2022	Cash		Cash Forfeiture	Administrative Forfeiture	1,104	---	---	1,104
DUI-Related	05/23/2022	Vehicle	2000 Chevrolet Silverado	Property Sold	Administrative Forfeiture	1,450	327	---	1,123
DUI-Related	05/09/2022	Vehicle	2003 Honda Accord	Property Sold	Administrative Forfeiture	1,625	497	---	1,128
Controlled Substance	12/22/2022	Cash		Cash Forfeiture	Administrative Forfeiture	1,166	---	---	1,166
DUI-Related	01/28/2022	Motorcycle	2012 Harley-Davidson FXDB-FLHX	Property Sold	Administrative Forfeiture	2,500	1,333	---	1,167
DUI-Related	05/03/2022	Vehicle	2007 Subaru Impreza	Property Sold	Administrative Forfeiture	1,650	474	---	1,176
DUI-Related	05/03/2022	Vehicle	2010 Chevrolet Impala	Property Sold	Administrative Forfeiture	1,625	387	---	1,238
DUI-Related	03/22/2022	Vehicle	1998 Mercedes-Benz SLK230	Property Sold	Administrative Forfeiture	2,200	948	---	1,252
Controlled Substance	02/07/2022	Cash		Cash Forfeiture	Administrative Forfeiture	1,265	---	---	1,265
Controlled Substance	08/24/2022	Vehicle	1999 Mazda 626	Property Sold	Administrative Forfeiture	1,852	580	---	1,272
DUI-Related	12/07/2022	Vehicle	2010 Ford Fusion	Property Sold	Administrative Forfeiture	1,750	474	---	1,276
DUI-Related	04/21/2022	Vehicle	1998 Jeep Grand Cherokee 2WD	Property Sold	Administrative Forfeiture	1,660	383	---	1,277
DUI-Related	08/01/2022	Vehicle	2013 Chevrolet Impala	Property Sold	Administrative Forfeiture	2,600	1,314	---	1,286
Controlled Substance	06/06/2022	Vehicle	2004 Land Rover Range Rover	Property Sold	Administrative Forfeiture	1,725	438	---	1,287
Controlled Substance	02/11/2022	Vehicle	2003 Ford Expedition	Property Sold	Administrative Forfeiture	1,576	277	---	1,299
Controlled Substance	10/11/2022	Vehicle	2000 Buick LeSabre	Property Sold	Administrative Forfeiture	1,781	470	---	1,311
Controlled Substance	01/28/2022	Vehicle	2001 Ford Focus	Property Sold	Administrative Forfeiture	1,750	418	---	1,332
DUI-Related	10/28/2022	Vehicle	1994 Cadillac DeVille	Property Sold	Administrative Forfeiture	1,775	391	---	1,384
DUI-Related	02/07/2022	Vehicle	2002 Honda Civic	Property Sold	Administrative Forfeiture	1,750	362	---	1,388
DUI-Related	02/07/2022	Vehicle	2018 Toyota Highlander	Returned to Owner	Agreement	2,000	593	---	1,407
DUI-Related	01/24/2022	Vehicle	2005 Chevrolet TrailBlazer	Property Sold	Administrative Forfeiture	1,857	437	---	1,420
DUI-Related	03/22/2022	Vehicle	2002 Chrysler PT Cruiser	Property Sold	Administrative Forfeiture	2,500	1,070	---	1,430
DUI-Related	12/05/2022	Vehicle	2013 Toyota Camry	Property Abandoned	Administrative Forfeiture	2,550	1,117	---	1,433
Controlled Substance	06/01/2022	Cash		Cash Forfeiture	Administrative Forfeiture	1,474	---	---	1,474
DUI-Related	02/25/2022	Vehicle	2013 GMC Sierra 1500	Returned to Owner	Agreement	2,176	676	---	1,500
DUI-Related	06/30/2022	Vehicle	1995 GMC Sierra 1500	Property Sold	Administrative Forfeiture	2,011	509	---	1,502
DUI-Related	04/07/2022	Vehicle	2005 Chevrolet Silverado	Returned to Owner	Agreement	2,500	981	---	1,519
Controlled Substance	10/28/2022	Cash		Cash Forfeiture	Administrative Forfeiture	1,693	171	---	1,522
DUI-Related	12/05/2022	Vehicle	2011 Hyundai Sonata	Property Sold	Administrative Forfeiture	2,400	873	---	1,527
DUI-Related	08/01/2022	Vehicle	2010 Honda Civic	Property Sold	Administrative Forfeiture	2,900	1,321	---	1,579
DUI-Related	06/06/2022	Vehicle	2006 Nissan Altima	Property Sold	Administrative Forfeiture	2,283	670	---	1,613
DUI-Related	04/07/2022	Motorcycle	2003 Honda VT750	Property Sold	Administrative Forfeiture	2,025	374	---	1,651
Vehicular Operation	08/26/2022	Vehicle	2008 Chevrolet Silverado	Property Abandoned	Judicial Forfeiture	2,750	1,061	---	1,689
DUI-Related	08/01/2022	Vehicle	2013 Chrysler Town and Country	Property Sold	Administrative Forfeiture	3,000	1,304	---	1,696

*When expenses exceed the gross amount received, the net proceeds available for distribution are shown as zero.

Table 2A
Property Seized Subject to State Forfeiture - Final Disposition - 2022
Sorted by Agency and Net Proceeds

Entity and Crime	Disposition Date	Type of Property	Property Detail	Disposition of Property	Basis of Disposition	Gross Sales	Expenses Paid	Amount Returned	Net Proceeds*
Minnesota State Patrol (Continued)									
DUI-Related	08/01/2022	Vehicle	2010 Mazda 3 4-Door	Property Sold	Administrative Forfeiture	2,600	888	---	1,712
DUI-Related	03/22/2022	Vehicle	2011 Chevrolet Malibu	Property Sold	Judicial Forfeiture	2,700	961	---	1,739
Controlled Substance	09/20/2022	Vehicle	2004 Volvo S60	Property Sold	Administrative Forfeiture	2,700	900	---	1,800
DUI-Related	06/30/2022	Vehicle	2008 Dodge Caliber	Property Sold	Administrative Forfeiture	2,000	196	---	1,804
Controlled Substance	01/14/2022	Cash		Cash Forfeiture	Administrative Forfeiture	1,823	---	---	1,823
DUI-Related	07/25/2022	Vehicle	2012 Ford Fiesta	Property Sold	Administrative Forfeiture	3,100	1,261	---	1,839
Controlled Substance	06/06/2022	Cash		Cash Forfeiture	Administrative Forfeiture	1,848	---	---	1,848
DUI-Related	12/05/2022	Vehicle	2010 Nissan Maxima	Property Sold	Administrative Forfeiture	3,010	1,151	---	1,859
Controlled Substance	06/15/2022	Cash		Cash Forfeiture	Administrative Forfeiture	1,881	---	---	1,881
DUI-Related	08/01/2022	Vehicle	2014 Jeep Patriot 2WD	Property Sold	Administrative Forfeiture	4,000	2,006	---	1,994
Controlled Substance	10/28/2022	Vehicle	2006 Jeep Liberty 2WD	Property Sold	Administrative Forfeiture	2,525	518	---	2,007
DUI-Related	03/21/2022	Motorcycle	2001 Suzuki GSXR750	Property Sold	Administrative Forfeiture	2,600	585	---	2,015
Controlled Substance	06/30/2022	Vehicle	2001 Ford F150	Property Sold	Agreement	2,875	852	---	2,023
DUI-Related	04/21/2022	Vehicle	2004 Chevrolet Tahoe	Returned to Owner	Administrative Forfeiture	2,525	459	---	2,066
DUI-Related	08/01/2022	Vehicle	2008 Mazda 3 4-Door	Property Sold	Judicial Forfeiture	3,000	927	---	2,073
DUI-Related	01/28/2022	Vehicle	2005 Dodge Ram	Property Sold	Administrative Forfeiture	3,700	1,592	---	2,108
Controlled Substance	05/19/2022	Vehicle	2008 Saturn Aura	Property Sold	Administrative Forfeiture	2,625	473	---	2,152
Controlled Substance	05/13/2022	Cash		Cash Forfeiture	Administrative Forfeiture	2,154	---	---	2,154
DUI-Related	07/25/2022	Vehicle	2010 Chevrolet Silverado	Salvage Yard	Administrative Forfeiture	3,325	1,146	---	2,179
Controlled Substance	04/07/2022	Vehicle	2008 Audi A4	Property Sold	Administrative Forfeiture	2,600	411	---	2,189
DUI-Related	03/25/2022	Vehicle	2012 Ford Fusion	Property Sold	Administrative Forfeiture	3,300	1,066	---	2,234
DUI-Related	08/01/2022	Vehicle	2011 Honda Accord	Property Sold	Agreement	3,300	1,053	---	2,247
DUI-Related	01/21/2022	Vehicle	2006 Jeep Liberty 2WD	Property Sold	Administrative Forfeiture	2,700	421	---	2,279
Controlled Substance	08/31/2022	Vehicle	2014 Ford Taurus	Property Sold	Administrative Forfeiture	3,575	1,188	---	2,387
Controlled Substance	02/25/2022	Vehicle	2005 GMC Sierra 1500	Property Sold	Administrative Forfeiture	3,000	519	---	2,481
Controlled Substance	08/01/2022	Vehicle	2008 Lexus IS 250	Property Sold	Administrative Forfeiture	3,500	1,018	---	2,482
Controlled Substance	09/26/2022	Vehicle	2007 Toyota Camry	Property Sold	Administrative Forfeiture	3,375	886	---	2,489
DUI-Related	05/23/2022	Vehicle	2007 Chevrolet Impala	Property Sold	Administrative Forfeiture	3,550	1,053	---	2,497
DUI-Related	07/25/2022	Motorcycle	2015 Triumph Daytona 675R	Property Sold	Administrative Forfeiture	3,800	1,296	---	2,504
DUI-Related	09/09/2022	Vehicle	2008 Chrysler PT Cruiser	Property Sold	Administrative Forfeiture	4,175	1,622	---	2,553
DUI-Related	01/28/2022	Vehicle	2009 Toyota Venza	Property Sold	Administrative Forfeiture	3,800	1,236	---	2,564
DUI-Related	05/13/2022	Vehicle	2008 Pontiac Grand Prix	Property Sold	Administrative Forfeiture	3,100	520	---	2,580
DUI-Related	08/01/2022	Vehicle	2010 Dodge Charger	Property Sold	Administrative Forfeiture	3,900	1,319	---	2,581
DUI-Related	05/23/2022	Vehicle	2007 Honda Element 2WD	Property Sold	Administrative Forfeiture	3,800	1,190	---	2,610

*When expenses exceed the gross amount received, the net proceeds available for distribution are shown as zero.

Table 2A
Property Seized Subject to State Forfeiture - Final Disposition - 2022
Sorted by Agency and Net Proceeds

Entity and Crime	Disposition Date	Type of Property	Property Detail	Disposition of Property	Basis of Disposition	Gross Sales	Expenses Paid	Amount Returned	Net Proceeds*
Minnesota State Patrol (Continued)									
DUI-Related	05/09/2022	Vehicle	2007 Nissan Murano	Property Abandoned	Administrative Forfeiture	3,175	557	---	2,618
Controlled Substance	10/28/2022	Vehicle	2013 Dodge Grand Caravan	Property Sold	Judicial Forfeiture	3,750	1,103	---	2,647
DUI-Related	04/07/2022	Vehicle	2011 Ford Fusion	Property Sold	Administrative Forfeiture	3,725	1,037	---	2,688
DUI-Related	12/05/2022	Vehicle	2011 Dodge Ram	Property Sold	Administrative Forfeiture	3,725	1,032	---	2,693
DUI-Related	08/24/2022	Vehicle	2007 Toyota Prius	Property Sold	Administrative Forfeiture	3,275	539	---	2,736
DUI-Related	05/09/2022	Vehicle	2014 Nissan Maxima	Property Sold	Administrative Forfeiture	4,200	1,373	---	2,827
Controlled Substance	08/24/2022	Cash		Cash Forfeiture	Administrative Forfeiture	3,064	---	---	3,064
DUI-Related	02/11/2022	Bond/Security		Bond for Distribution	Administrative Forfeiture	3,283	197	---	3,086
DUI-Related	06/06/2022	Vehicle	2009 Toyota Prius	Property Sold	Administrative Forfeiture	3,675	557	---	3,118
DUI-Related	07/25/2022	Vehicle	2007 BMW 328i	Property Sold	Administrative Forfeiture	4,500	1,348	---	3,152
DUI-Related	04/07/2022	Vehicle	2007 BMW 335ci	Property Sold	Administrative Forfeiture	4,525	1,197	---	3,328
Controlled Substance	02/11/2022	Cash		Cash Forfeiture	Administrative Forfeiture	3,488	---	---	3,488
Controlled Substance	02/22/2022	Cash		Cash Forfeiture	Administrative Forfeiture	3,501	---	---	3,501
DUI-Related	01/28/2022	Vehicle	2016 Hyundai Sonata	Property Sold	Administrative Forfeiture	5,000	1,419	---	3,581
Controlled Substance	05/13/2022	Cash		Cash Forfeiture	Administrative Forfeiture	3,700	---	---	3,700
DUI-Related	01/14/2022	ATV	2013 Can-Am Outlander 1000 4x4 DPS	Property Sold	Administrative Forfeiture	4,525	768	---	3,757
Fleeing a Peace Officer	03/25/2022	Vehicle	2013 Ford F150	Property Sold	Judicial Forfeiture	4,771	965	---	3,806
DUI-Related	01/28/2022	Vehicle	2009 GMC Sierra 1500	Property Sold	Administrative Forfeiture	5,000	1,122	---	3,878
DUI-Related	04/07/2022	Vehicle	2008 Chrysler 300	Property Sold	Administrative Forfeiture	4,750	844	---	3,906
DUI-Related	08/01/2022	Vehicle	2012 Chevrolet Traverse FWD	Property Sold	Administrative Forfeiture	5,200	1,232	---	3,968
DUI-Related	05/09/2022	Vehicle	2020 Ford EcoSport	Returned to Owner	Agreement	4,615	615	---	4,000
Controlled Substance	12/30/2022	Vehicle	2021 Dodge Charger	Returned to Owner	Administrative Forfeiture	4,817	816	---	4,001
Controlled Substance	02/07/2022	Cash		Cash Forfeiture	Administrative Forfeiture	4,040	---	---	4,040
Controlled Substance	09/09/2022	Vehicle	2016 Dodge Charger	Property Sold	Judicial Forfeiture	4,500	431	---	4,069
DUI-Related	05/13/2022	Vehicle	2012 Ford F150	Property Sold	Administrative Forfeiture	9,025	4,947	---	4,078
Controlled Substance	02/11/2022	Cash		Cash Forfeiture	Administrative Forfeiture	4,140	---	---	4,140
DUI-Related	06/15/2022	Motorhome		Property Sold	Administrative Forfeiture	5,400	1,146	---	4,254
DUI-Related	09/16/2022	Vehicle	2014 Buick Enclave FWD	Property Sold	Administrative Forfeiture	5,101	760	---	4,341
DUI-Related	12/22/2022	Vehicle	2005 Ford F350	Property Sold	Administrative Forfeiture	5,900	1,525	---	4,375
DUI-Related	04/07/2022	Vehicle	2007 Saturn Aura	Property Sold	Administrative Forfeiture	5,225	736	---	4,489
Controlled Substance	03/21/2022	Cash		Cash Forfeiture	Administrative Forfeiture	4,500	---	---	4,500
DUI-Related	01/28/2022	Vehicle	2013 Acura ILX	Property Sold	Administrative Forfeiture	5,900	1,302	---	4,598
Controlled Substance	04/07/2022	Cash		Cash Forfeiture	Administrative Forfeiture	4,853	---	---	4,853
DUI-Related	07/25/2022	Vehicle	2010 Toyota Corolla	Property Sold	Administrative Forfeiture	5,429	442	---	4,987

*When expenses exceed the gross amount received, the net proceeds available for distribution are shown as zero.

Table 2A
Property Seized Subject to State Forfeiture - Final Disposition - 2022
Sorted by Agency and Net Proceeds

Entity and Crime	Disposition Date	Type of Property	Property Detail	Disposition of Property	Basis of Disposition	Gross Sales	Expenses Paid	Amount Returned	Net Proceeds*
Minnesota State Patrol (Continued)									
DUI-Related	10/24/2022	Vehicle	2014 Ford Fusion	Property Sold	Administrative Forfeiture	6,400	1,230	---	5,170
DUI-Related	10/28/2022	Vehicle	2012 Nissan Altima	Property Sold	Administrative Forfeiture	6,400	945	---	5,455
Controlled Substance	09/22/2022	Cash		Cash Forfeiture	Administrative Forfeiture	5,480	---	---	5,480
Controlled Substance	07/25/2022	Vehicle	2008 Chevrolet Colorado	Property Sold	Administrative Forfeiture	6,200	717	---	5,483
Controlled Substance	08/24/2022	Cash		Cash Forfeiture	Agreement	5,591	---	---	5,591
DUI-Related	05/24/2022	Bond/Security		Bond for Distribution	Administrative Forfeiture	6,617	884	---	5,733
Controlled Substance	08/24/2022	Cash		Cash Forfeiture	Administrative Forfeiture	6,020	---	---	6,020
Controlled Substance	04/07/2022	Cash		Cash Forfeiture	Judicial Forfeiture	6,020	---	---	6,020
DUI-Related	01/28/2022	Vehicle	2014 Hyundai Elantra GT	Property Sold	Judicial Forfeiture	7,500	1,469	---	6,031
Controlled Substance	06/01/2022	Cash		Cash Forfeiture	Administrative Forfeiture	6,032	---	---	6,032
DUI-Related	05/09/2022	Vehicle	2013 Volkswagen Passat	Property Sold	Administrative Forfeiture	7,025	692	---	6,333
DUI-Related	12/30/2022	Vehicle	2014 Chevrolet Silverado	Property Sold	Administrative Forfeiture	8,500	1,952	---	6,548
Controlled Substance	06/01/2022	Cash		Cash Forfeiture	Agreement	6,820	---	---	6,820
DUI-Related	12/22/2022	Vehicle	2017 Subaru Legacy	Returned to Owner	Administrative Forfeiture	9,800	2,039	---	7,761
Controlled Substance	10/20/2022	Vehicle	2013 Chevrolet Silverado	Property Sold	Administrative Forfeiture	8,875	988	---	7,887
DUI-Related	03/22/2022	Vehicle	2016 Chevrolet Cruze	Property Sold	Administrative Forfeiture	10,000	1,738	---	8,262
DUI-Related	03/22/2022	Vehicle	2008 Chevrolet Silverado	Property Sold	Administrative Forfeiture	10,600	2,254	---	8,346
Controlled Substance	08/24/2022	Cash		Cash Forfeiture	Administrative Forfeiture	8,567	---	---	8,567
DUI-Related	04/07/2022	Vehicle	2015 Chevrolet Cruze	Property Sold	Administrative Forfeiture	9,950	819	---	9,131
DUI-Related	09/13/2022	Vehicle	2008 Chevrolet Silverado	Property Sold	Administrative Forfeiture	10,525	1,250	---	9,275
DUI-Related	01/28/2022	Vehicle	2016 Ford Edge	Property Sold	Administrative Forfeiture	13,250	2,173	---	11,077
DUI-Related	05/24/2022	Vehicle	2015 Volkswagen Jetta	Property Sold	Summary Forfeiture	12,194	882	---	11,312
DUI-Related	01/28/2022	Vehicle	2017 Fiat 500X Abarth Lounge	Property Sold	Agreement	13,500	1,977	---	11,523
DUI-Related	06/30/2022	Vehicle	2015 GMC Terrain FWD	Property Sold	Administrative Forfeiture	13,000	1,365	---	11,635
DUI-Related	10/24/2022	Vehicle	2018 GMC Terrain AWD	Property Sold	Administrative Forfeiture	15,100	2,679	---	12,421
DUI-Related	01/28/2022	Vehicle	2014 Acura RDX	Property Sold	Administrative Forfeiture	14,750	2,133	---	12,617
Drive-by Shooting	08/01/2022	Vehicle	2012 Ford Mustang	Property Sold	Administrative Forfeiture	14,800	2,130	---	12,670
DUI-Related	10/24/2022	Vehicle	2016 Dodge Ram	Property Sold	Judicial Forfeiture	18,200	3,311	---	14,889
Controlled Substance	08/31/2022	Vehicle	2018 Toyota C-HR	Property Sold	Administrative Forfeiture	18,450	2,497	---	15,953
DUI-Related	02/22/2022	Vehicle	2018 Ford Escape	Property Sold	Judicial Forfeiture	22,600	1,121	---	21,479
DUI-Related	02/25/2022	Vehicle	2016 Jeep Wrangler 2WD	Property Sold	Administrative Forfeiture	25,000	3,275	---	21,725
Controlled Substance	08/24/2022	Vehicle	2018 Jeep Grand Cherokee 2WD	Property Sold	Administrative Forfeiture	23,400	974	---	22,426
DUI-Related	09/15/2022	Vehicle	2018 Chevrolet Traverse FWD	Property Sold	Administrative Forfeiture	33,300	1,015	---	32,285
Controlled Substance	08/01/2022	Cash		Cash Forfeiture	Administrative Forfeiture	35,170	---	---	35,170

*When expenses exceed the gross amount received, the net proceeds available for distribution are shown as zero.

Table 2A
Property Seized Subject to State Forfeiture - Final Disposition - 2022
Sorted by Agency and Net Proceeds

Entity and Crime	Disposition Date	Type of Property	Property Detail	Disposition of Property	Basis of Disposition	Gross Sales	Expenses Paid	Amount Returned	Net Proceeds*
Minnesota State Patrol (Continued)									
DUI-Related	03/21/2022	Vehicle	2017 Chevrolet Silverado	Property Sold	Administrative Forfeiture	47,855	1,162	---	46,693
Agency Total						\$1,601,616	\$716,704	\$339,052	\$748,715
Minnetonka Police Department									
DUI-Related	08/22/2022	Vehicle	2011 Honda CR-V 2WD	Returned to Owner	Agreement	---	---	---	---
Firearm Possession	12/14/2022	Firearm	Glock - 9 Millimeter - Pistol	Property Destroyed	Judicial Forfeiture	---	---	---	---
Firearm Possession	11/03/2022	Other		Property Destroyed	Judicial Forfeiture	---	---	---	---
DUI-Related	10/11/2022	Vehicle	2013 Chevrolet TrailBlazer	Property Sold	Administrative Forfeiture	500	950	---	---
DUI-Related	05/05/2022	Vehicle	2013 Honda Civic CRX	Returned per Agreement	Agreement	700	950	---	---
DUI-Related	10/11/2022	Vehicle	2003 Toyota Camry	Property Sold	Administrative Forfeiture	825	950	---	---
DUI-Related	10/18/2022	Vehicle	2005 Ford Focus	Property Sold	Administrative Forfeiture	950	950	---	---
DUI-Related	10/10/2022	Vehicle	2017 Honda Accord	Returned per Agreement	Agreement	950	950	---	---
DUI-Related	11/28/2022	Vehicle	2010 Nissan Rogue	Returned to Owner	Agreement	950	950	---	---
DUI-Related	08/22/2022	Motorcycle	2003 Harley-Davidson FLHRCI	Returned to Lienholder	Administrative Forfeiture	950	950	---	---
DUI-Related	06/02/2022	Vehicle	2013 Kia Optima	Returned to Lienholder	Judicial Forfeiture	980	980	---	---
DUI-Related	01/31/2022	Vehicle	2017 Jeep Cherokee 4WD	Returned to Lienholder	Agreement	1,064	1,064	---	---
DUI-Related	03/29/2022	Vehicle	2019 Jeep Cherokee 4WD	Returned to Lienholder	Agreement	1,230	1,230	---	---
DUI-Related	10/18/2022	Vehicle	2008 Hyundai Sonata (Y-3)	Property Sold	Administrative Forfeiture	1,700	950	---	750
DUI-Related	10/18/2022	Vehicle	2011 Ford Ranger	Property Sold	Administrative Forfeiture	2,350	950	---	1,400
Agency Total						\$13,149	\$11,824	\$---	\$2,150
Minnetrista Public Safety Department									
DUI-Related	07/15/2022	Vehicle	2007 Chevrolet Impala	Property Sold	Administrative Forfeiture	865	492	---	373
Agency Total						\$865	\$492	\$---	\$373

*When expenses exceed the gross amount received, the net proceeds available for distribution are shown as zero.

Table 2A
Property Seized Subject to State Forfeiture - Final Disposition - 2022
Sorted by Agency and Net Proceeds

Entity and Crime	Disposition Date	Type of Property	Property Detail	Disposition of Property	Basis of Disposition	Gross Sales	Expenses Paid	Amount Returned	Net Proceeds*
Moorhead Police Department									
Fleeing a Peace Officer	04/30/2022	Vehicle	1999 Oldsmobile Intrigue	Property Sold	Judicial Forfeiture	350	209	---	141
Fleeing a Peace Officer	04/30/2022	Vehicle	2005 Chrysler Pacifica	Property Sold	Judicial Forfeiture	525	192	---	333
Fleeing a Peace Officer	04/30/2022	Vehicle	2006 Saturn Ion	Property Sold	Judicial Forfeiture	550	183	---	367
Controlled Substance	09/27/2022	Vehicle	1999 Oldsmobile Bravada	Property Sold	Administrative Forfeiture	600	207	---	393
Controlled Substance	04/30/2022	Vehicle	2006 Chevrolet Malibu	Property Sold	Administrative Forfeiture	675	192	---	483
2nd Degree Assault	04/30/2022	Vehicle	2005 Cadillac DeVille	Property Sold	Judicial Forfeiture	800	201	---	599
Controlled Substance	09/27/2022	Vehicle	2006 Pontiac G6	Property Sold	Administrative Forfeiture	850	204	---	646
Controlled Substance	09/27/2022	Vehicle	2009 Dodge Avenger	Property Sold	Administrative Forfeiture	875	206	---	669
DUI-Related	04/30/2022	Vehicle	2000 Pontiac Sunfire	Property Sold	Administrative Forfeiture	925	230	---	695
DUI-Related	04/30/2022	Vehicle	2004 Nissan Quest	Property Sold	Administrative Forfeiture	975	213	---	762
Controlled Substance	04/30/2022	Vehicle	1999 Volkswagen Beetle	Property Sold	Administrative Forfeiture	1,225	231	---	994
DUI-Related	04/30/2022	Vehicle	2005 GMC Envoy 2WD	Property Sold	Administrative Forfeiture	1,275	254	---	1,021
Controlled Substance	09/27/2022	Vehicle	2004 BMW 745li	Property Sold	Administrative Forfeiture	1,300	236	---	1,064
DUI-Related	04/30/2022	Vehicle	2004 Honda Accord	Property Sold	Administrative Forfeiture	1,325	238	---	1,087
Controlled Substance	04/30/2022	Vehicle	2007 Nissan Maxima	Property Sold	Administrative Forfeiture	1,700	264	---	1,436
Fleeing a Peace Officer	09/27/2022	Vehicle	2006 Ford Fusion	Property Sold	Judicial Forfeiture	1,800	271	---	1,529
DUI-Related	04/30/2022	Vehicle	2000 GMC Savana 15/25	Property Sold	Administrative Forfeiture	1,900	298	---	1,602
Controlled Substance	07/20/2022	Cash		Cash Forfeiture	Administrative Forfeiture	1,643	---	---	1,643
DUI-Related	09/27/2022	Vehicle	2004 Ford Escape	Property Sold	Administrative Forfeiture	1,950	281	---	1,669
DUI-Related	04/30/2022	Vehicle	2008 Ford Focus	Property Sold	Administrative Forfeiture	2,700	334	---	2,366
Controlled Substance	07/15/2022	Cash		Cash Forfeiture	Administrative Forfeiture	2,404	---	---	2,404
Controlled Substance	04/30/2022	Vehicle	1992 Dodge Stealth	Property Sold	Administrative Forfeiture	3,500	390	---	3,110
Controlled Substance	09/19/2022	Cash		Cash Forfeiture	Judicial Forfeiture	3,122	---	---	3,122
Controlled Substance	09/27/2022	Vehicle	2006 Hummer H3 4WD	Property Sold	Administrative Forfeiture	3,600	470	---	3,130
Controlled Substance	09/06/2022	Cash		Cash Forfeiture	Administrative Forfeiture	4,150	---	---	4,150
DUI-Related	09/27/2022	Vehicle	2018 Ford Fusion	Property Sold	Administrative Forfeiture	5,750	547	---	5,203
Controlled Substance	04/12/2022	Cash		Cash Forfeiture	Administrative Forfeiture	5,930	---	---	5,930
Controlled Substance	10/24/2022	Cash		Cash Forfeiture	Administrative Forfeiture	5,955	---	---	5,955
Controlled Substance	10/13/2022	Cash		Cash Forfeiture	Administrative Forfeiture	6,192	---	---	6,192
Controlled Substance	04/04/2022	Cash		Cash Forfeiture	Administrative Forfeiture	7,300	---	---	7,300
DUI-Related	04/30/2022	Vehicle	2014 Honda CR-V 4WD	Property Sold	Administrative Forfeiture	11,000	935	---	10,065
Controlled Substance	07/25/2022	Cash		Cash Forfeiture	Administrative Forfeiture	15,938	---	---	15,938
Controlled Substance	09/06/2022	Cash		Cash Forfeiture	Administrative Forfeiture	20,189	---	---	20,189
Agency Total						\$118,973	\$6,786	\$---	\$112,187

*When expenses exceed the gross amount received, the net proceeds available for distribution are shown as zero.

Table 2A
Property Seized Subject to State Forfeiture - Final Disposition - 2022
Sorted by Agency and Net Proceeds

Entity and Crime	Disposition Date	Type of Property	Property Detail	Disposition of Property	Basis of Disposition	Gross Sales	Expenses Paid	Amount Returned	Net Proceeds*
Morrison County Sheriff's Office									
Controlled Substance	11/10/2022	Cash		Cash Forfeiture	Administrative Forfeiture	1,180	---	---	1,180
Agency Total						\$1,180	\$---	\$---	\$1,180
Motley Police Department									
DUI-Related	05/06/2022	Vehicle	2007 Dodge Grand Caravan	Property Sold	Administrative Forfeiture	1,035	296	---	739
Agency Total						\$1,035	\$296	\$---	\$739
Mounds View Police Department									
DUI-Related	03/30/2022	Vehicle	2003 Cadillac CTS	Property Sold	Summary Forfeiture	450	417	---	33
DUI-Related	10/28/2022	Vehicle	1998 Toyota Camry	Property Sold	Summary Forfeiture	521	420	---	101
DUI-Related	04/30/2022	Vehicle	1998 Toyota Camry	Property Sold	Summary Forfeiture	700	423	---	277
DUI-Related	03/30/2022	Vehicle	2000 Dodge Grand Caravan	Property Sold	Summary Forfeiture	973	568	---	405
Controlled Substance	03/07/2022	Vehicle	2003 Dodge Durango	Property Sold	Summary Forfeiture	1,010	448	---	562
Controlled Substance	12/13/2022	Cash		Cash Forfeiture	Summary Forfeiture	1,298	---	389	909
DUI-Related	10/28/2022	Vehicle	2004 Toyota Corolla	Property Sold	Summary Forfeiture	1,675	504	---	1,171
DUI-Related	03/30/2022	Vehicle	2003 Chevrolet Express	Property Sold	Summary Forfeiture	1,925	521	---	1,404
DUI-Related	03/07/2022	Vehicle	2003 Mercury Grand Marquis	Property Sold	Summary Forfeiture	2,000	527	---	1,473
DUI-Related	03/30/2022	Vehicle	2004 Nissan Altima	Property Sold	Summary Forfeiture	2,225	545	---	1,680
DUI-Related	03/30/2022	Vehicle	2003 Ford Expedition	Property Sold	Summary Forfeiture	2,902	599	---	2,303
Fleeing a Peace Officer	03/07/2022	Vehicle	2011 Mercedes-Benz C320 Sports Coupe	Property Sold	Summary Forfeiture	5,950	843	---	5,107
DUI-Related	03/30/2022	Vehicle	2014 Chevrolet Cruze	Property Sold	Summary Forfeiture	6,769	909	---	5,860
DUI-Related	10/28/2022	Vehicle	2013 Chrysler 300 M	Property Sold	Summary Forfeiture	10,500	1,120	---	9,380
Controlled Substance	05/24/2022	Cash		Cash Forfeiture	Administrative Forfeiture	11,892	---	---	11,892
Agency Total						\$50,790	\$7,844	\$389	\$42,557
Mower County Sheriff's Office									
Fleeing a Peace Officer	06/10/2022	Vehicle	2014 Chevrolet Impala	Returned to Owner	Agreement	190	190	---	---
DUI-Related	01/29/2022	Vehicle	2021 Ford F250	Returned to Owner	Agreement	275	275	---	---
Controlled Substance	07/04/2022	Vehicle	2004 Volvo S60 FWD	Salvage Yard	Judicial Forfeiture	400	125	---	275
Controlled Substance	04/07/2022	Vehicle	2005 Ford F150	Salvage Yard	Administrative Forfeiture	400	125	---	275
DUI-Related	10/01/2022	Vehicle	2006 Chevrolet Suburban	Property Sold	Administrative Forfeiture	2,000	584	---	1,416
DUI-Related	10/01/2022	Vehicle	2006 Pontiac Grand Prix	Property Sold	Administrative Forfeiture	2,700	487	---	2,213
DUI-Related	10/01/2022	Vehicle	2005 Ford F250	Property Sold	Administrative Forfeiture	6,000	702	---	5,298
Agency Total						\$11,965	\$2,488	\$---	\$9,477

*When expenses exceed the gross amount received, the net proceeds available for distribution are shown as zero.

Table 2A
Property Seized Subject to State Forfeiture - Final Disposition - 2022
Sorted by Agency and Net Proceeds

Entity and Crime	Disposition Date	Type of Property	Property Detail	Disposition of Property	Basis of Disposition	Gross Sales	Expenses Paid	Amount Returned	Net Proceeds*
Murray County Sheriff's Office									
DUI-Related	01/21/2022	Vehicle	2019 Ram 2500 4x4	Returned to Lienholder	Administrative Forfeiture	---	---	---	---
Controlled Substance	11/08/2022	Cash		Cash Forfeiture	Administrative Forfeiture	766	---	---	766
DUI-Related	10/17/2022	Vehicle	2000 Chevrolet Silverado	Property Sold	Administrative Forfeiture	2,050	185	---	1,865
Agency Total						\$2,816	\$185	\$---	\$2,631
Nashwauk Police Department									
DUI-Related	01/04/2022	Vehicle	2000 Volkswagen Passat	Property Sold	Administrative Forfeiture	155	306	---	---
DUI-Related	01/05/2022	Vehicle	2020 Ford F250	Returned to Owner	Agreement	500	---	---	500
DUI-Related	01/04/2022	Vehicle	2003 Chevrolet TrailBlazer	Returned to Owner	Agreement	625	125	---	500
DUI-Related	01/04/2022	Vehicle	2002 Saturn SL	Property Sold	Administrative Forfeiture	612	95	---	517
DUI-Related	01/04/2022	Vehicle	2004 Buick LeSabre	Property Sold	Administrative Forfeiture	760	213	---	547
Controlled Substance	01/04/2022	Cash		Cash Forfeiture	Administrative Forfeiture	890	---	---	890
Controlled Substance	03/16/2022	Cash		Cash Forfeiture	Administrative Forfeiture	1,312	---	---	1,312
DUI-Related	11/02/2022	Vehicle	2001 Jeep Cherokee 4WD	Property Sold	Administrative Forfeiture	1,650	151	---	1,499
DUI-Related	03/16/2022	ATV	2013 Polaris Sportsman	Property Sold	Administrative Forfeiture	2,827	357	---	2,470
DUI-Related	11/02/2022	Vehicle	2009 GMC Sierra 1500	Property Sold	Administrative Forfeiture	3,259	635	---	2,624
DUI-Related	01/04/2022	Vehicle	2014 Jeep Patriot 4WD	Property Sold	Administrative Forfeiture	3,427	391	---	3,036
DUI-Related	01/04/2022	Vehicle	2006 Nissan Armada 4WD FFV	Property Sold	Administrative Forfeiture	7,005	446	---	6,559
DUI-Related	11/02/2022	Vehicle	2013 Dodge Dart	Property Sold	Administrative Forfeiture	7,090	460	---	6,630
Agency Total						\$30,112	\$3,179	\$---	\$27,084
New Brighton Department of Public Safety									
DUI-Related	06/10/2022	Vehicle	2009 Ford Taurus	Returned to Owner	Agreement	541	541	---	---
DUI-Related	03/03/2022	Vehicle	2016 Ford Fusion	Returned to Owner	Agreement	770	770	---	---
Controlled Substance	06/22/2022	Vehicle	1994 Cadillac Eldorado Convertible	Property Sold	Administrative Forfeiture	260	183	---	77
DUI-Related	11/14/2022	Vehicle	2006 Ford Taurus	Property Sold	Administrative Forfeiture	930	535	---	395
Fleeing a Peace Officer	10/26/2022	Vehicle	2006 Ford F250	Returned to Owner	Agreement	1,299	299	300	700
DUI-Related	06/15/2022	Vehicle	2007 Chevrolet Silverado	Property Sold	Administrative Forfeiture	4,050	633	---	3,417
Agency Total						\$7,850	\$2,961	\$300	\$4,589

*When expenses exceed the gross amount received, the net proceeds available for distribution are shown as zero.

Table 2A
Property Seized Subject to State Forfeiture - Final Disposition - 2022
Sorted by Agency and Net Proceeds

Entity and Crime	Disposition Date	Type of Property	Property Detail	Disposition of Property	Basis of Disposition	Gross Sales	Expenses Paid	Amount Returned	Net Proceeds*
New Prague Police Department									
Controlled Substance	12/21/2022	Cash		Cash Forfeiture	Administrative Forfeiture	217	---	---	217
Controlled Substance	12/21/2022	Cash		Cash Forfeiture	Judicial Forfeiture	242	---	---	242
DUI-Related	12/28/2022	Vehicle	2016 Honda Civic	Returned to Lienholder	Administrative Forfeiture	500	---	---	500
DUI-Related	12/28/2022	Vehicle	2020 Chevrolet Silverado	Returned per Agreement	Administrative Forfeiture	500	---	---	500
Controlled Substance	12/19/2022	Cash		Cash Forfeiture	Administrative Forfeiture	775	---	---	775
Controlled Substance	12/21/2022	Cash		Cash Forfeiture	Administrative Forfeiture	2,200	---	---	2,200
DUI-Related	12/21/2022	Vehicle	2012 Hyundai Tucson AWD	Returned to Lienholder	Administrative Forfeiture	2,704	---	---	2,704
Agency Total						\$7,138	\$---	\$---	\$7,138
New Ulm Police Department									
DUI-Related	01/25/2022	Vehicle	2004 Buick LeSabre	Returned to Owner	Agreement	---	120	---	---
Controlled Substance	04/07/2022	Vehicle	2003 Cadillac DeVille	Returned to Owner	Agreement	---	210	---	---
Carrying a Rifle or Shotgun	03/22/2022	Firearm	Sig Sauer - 0.45 Caliber - Pistol	Property Destroyed	Administrative Forfeiture	---	---	---	---
Theft	05/08/2022	Trailer		Returned to Owner	Agreement	---	---	---	---
DUI-Related	06/06/2022	Vehicle	2007 Toyota FJ Cruiser	Returned to Lienholder	Administrative Forfeiture	300	300	---	---
DUI-Related	06/30/2022	Vehicle	2005 Mini Cooper	Returned to Owner	Agreement	305	305	---	---
DUI-Related	03/14/2022	Vehicle	2021 Ram 1500 4WD	Returned to Lienholder	Administrative Forfeiture	500	500	---	---
DUI-Related	03/15/2022	Vehicle	1996 Toyota 1-Ton Truck	Property Sold	Administrative Forfeiture	400	164	---	236
DUI-Related	04/11/2022	Vehicle	2001 Ford Taurus	Returned to Owner	Agreement	450	150	---	300
Controlled Substance	05/13/2022	Cash		Cash Forfeiture	Administrative Forfeiture	625	---	---	625
Controlled Substance	05/25/2022	Cash		Cash Forfeiture	Administrative Forfeiture	1,885	---	---	1,885
Controlled Substance	05/25/2022	Cash		Cash Forfeiture	Administrative Forfeiture	3,205	---	---	3,205
Controlled Substance	12/07/2022	Cash		Cash Forfeiture	Administrative Forfeiture	3,296	---	---	3,296
Fleeing a Peace Officer	06/07/2022	Vehicle	2004 Ford Mustang	Property Sold	Administrative Forfeiture	8,600	685	---	7,915
Controlled Substance	06/09/2022	Cash		Cash Forfeiture	Administrative Forfeiture	65,700	---	---	65,700
Agency Total						\$85,266	\$2,434	\$---	\$83,162

*When expenses exceed the gross amount received, the net proceeds available for distribution are shown as zero.

Table 2A
Property Seized Subject to State Forfeiture - Final Disposition - 2022
Sorted by Agency and Net Proceeds

Entity and Crime	Disposition Date	Type of Property	Property Detail	Disposition of Property	Basis of Disposition	Gross Sales	Expenses Paid	Amount Returned	Net Proceeds*
Nicollet County Sheriff's Office									
DUI-Related	12/15/2022	Vehicle	1999 Dodge Dakota Pickup 4WD	Property Sold	Administrative Forfeiture	250	266	---	---
Controlled Substance	12/15/2022	Vehicle	2002 Volkswagen Passat	Property Sold	Administrative Forfeiture	250	255	---	---
DUI-Related	12/15/2022	Vehicle	2004 Oldsmobile Alero	Salvage Yard	Administrative Forfeiture	275	325	---	---
DUI-Related	12/15/2022	Vehicle	2000 Toyota Camry	Salvage Yard	Administrative Forfeiture	275	285	---	---
DUI-Related	12/15/2022	Vehicle	1996 Saturn SL	Salvage Yard	Administrative Forfeiture	275	260	---	15
Controlled Substance	12/15/2022	Vehicle	2008 Ford Focus	Property Sold	Administrative Forfeiture	250	178	---	72
DUI-Related	12/15/2022	Vehicle	1997 Cadillac DeVille	Salvage Yard	Administrative Forfeiture	350	168	---	182
DUI-Related	12/15/2022	Vehicle	2004 Ford Taurus	Property Sold	Administrative Forfeiture	860	218	---	642
DUI-Related	12/15/2022	Vehicle	2003 Ford F150	Property Sold	Administrative Forfeiture	2,167	361	---	1,806
Controlled Substance	12/15/2022	Vehicle	2007 Jeep Grand Cherokee 4WD	Property Sold	Administrative Forfeiture	3,035	454	---	2,581
DUI-Related	12/15/2022	Vehicle	2002 Chevrolet Blazer	Property Sold	Administrative Forfeiture	3,050	417	---	2,633
Controlled Substance	12/15/2022	Vehicle	2015 Cadillac XTS	Property Sold	Administrative Forfeiture	6,075	746	---	5,329
DUI-Related	12/15/2022	Vehicle	2013 Ford Escape	Property Sold	Judicial Forfeiture	6,350	329	---	6,021
Agency Total						\$23,462	\$4,262	\$---	\$19,281
Nisswa Police Department									
Controlled Substance	01/01/2022	Cash		Returned to Owner	Court Ordered Return	92	---	92	---
DUI-Related	12/07/2022	Vehicle	1997 Land Rover Discovery Sport	Returned to Owner	Administrative Forfeiture	135	141	---	---
Controlled Substance	04/14/2022	Vehicle	1996 GMC Suburban 1500 4WD	Returned to Owner	Administrative Forfeiture	143	143	---	---
Controlled Substance	01/01/2022	Cash		Returned to Owner	Court Ordered Return	450	---	450	---
Controlled Substance	03/28/2022	Cash		Cash Forfeiture	Administrative Forfeiture	180	---	---	180
Controlled Substance	07/31/2022	Vehicle	1999 Cadillac Eldorado	Property Sold	Administrative Forfeiture	592	267	---	325
Controlled Substance	12/14/2022	Cash		Cash Forfeiture	Administrative Forfeiture	438	---	---	438
Controlled Substance	05/27/2022	Vehicle	2001 Honda Civic 2Dr	Property Sold	Administrative Forfeiture	600	160	---	440
DUI-Related	05/27/2022	Vehicle	2001 GMC Yukon XL 1500	Property Sold	Administrative Forfeiture	1,225	127	---	1,098
DUI-Related	08/15/2022	Vehicle	2008 Honda Civic 4Dr	Property Sold	Administrative Forfeiture	1,675	127	---	1,548
DUI-Related	05/27/2022	Vehicle	2007 Saturn Ion	Property Sold	Administrative Forfeiture	1,875	162	---	1,713
Agency Total						\$7,405	\$1,127	\$542	\$5,742
Nobles County Sheriff's Office									
DUI-Related	08/25/2022	Vehicle	2000 Toyota Unknown	Property Retained	Administrative Forfeiture	---	150	---	---
DUI-Related	08/16/2022	Vehicle	2017 Chevrolet Unknown	Returned to Lienholder	Administrative Forfeiture	125	125	---	---
Controlled Substance	08/15/2022	Cash		Cash Forfeiture	Administrative Forfeiture	1,588	---	---	1,588
DUI-Related	03/22/2022	Vehicle	2015 Chevrolet Silverado	Property Sold	Administrative Forfeiture	45,000	3,032	12,590	29,378
Agency Total						\$46,713	\$3,307	\$12,590	\$30,966

*When expenses exceed the gross amount received, the net proceeds available for distribution are shown as zero.

Table 2A
Property Seized Subject to State Forfeiture - Final Disposition - 2022
Sorted by Agency and Net Proceeds

Entity and Crime	Disposition Date	Type of Property	Property Detail	Disposition of Property	Basis of Disposition	Gross Sales	Expenses Paid	Amount Returned	Net Proceeds*
North Branch Police Department									
DUI-Related	11/08/2022	Vehicle	2008 Pontiac Grand Prix	Property Sold	Administrative Forfeiture	910	453	---	457
Agency Total						\$910	\$453	\$---	\$457
North Mankato Police Department									
DUI-Related	12/06/2022	Vehicle	2019 Chevrolet Silverado	Returned to Owner	Court Ordered Return	350	350	---	---
DUI-Related	10/03/2022	Vehicle	2001 Ford Taurus	Property Sold	Administrative Forfeiture	710	4,088	---	---
DUI-Related	08/30/2022	Vehicle	2001 Chevrolet Silverado	Returned per Agreement	Court Ordered Return	2,490	2,490	---	---
Agency Total						\$3,550	\$6,928	\$---	\$---
North Saint Paul Police Department									
Fleeing a Peace Officer	09/12/2022	Vehicle	2015 Chevrolet Tahoe	Returned to Owner	Court Ordered Return	---	---	---	---
5th Degree Assault	10/26/2022	Firearm	Phoenix Arms - 0.2 Caliber - Unknown	Property Forwarded	Judicial Forfeiture	---	---	---	---
Agency Total						\$---	\$---	\$---	\$---
Northfield Police Department									
Fleeing a Peace Officer	03/15/2022	Vehicle	2004 Subaru Forester AWD	Property Sold	Administrative Forfeiture	700	910	---	---
DUI-Related	03/17/2022	Vehicle	2012 Buick Verano	Property Sold	Administrative Forfeiture	1,672	1,202	---	470
DUI-Related	03/17/2022	Vehicle	2005 Jeep Grand Cherokee 2WD	Property Sold	Administrative Forfeiture	2,372	1,224	---	1,148
Agency Total						\$4,744	\$3,336	\$---	\$1,618
Northwest Metro Drug Task Force									
Controlled Substance	08/03/2022	Firearm	Smith and Wesson - 9 Millimeter - Pistol	Retained for Destruction	Administrative Forfeiture	---	---	---	---
Controlled Substance	08/03/2022	Firearm	Kimber - 0.45 Caliber - Pistol	Retained for Destruction	Administrative Forfeiture	---	---	---	---
Controlled Substance	08/03/2022	Firearm	Smith and Wesson - 9 Millimeter - Pistol	Retained for Destruction	Administrative Forfeiture	---	---	---	---
Controlled Substance	08/08/2022	Firearm	Glock - 0.4 Caliber - Pistol	Property Forwarded	Court Ordered Return	---	---	---	---
Controlled Substance	08/08/2022	Firearm	Taurus - 9 Millimeter - Pistol	Retained for Destruction	Administrative Forfeiture	---	---	---	---
Controlled Substance	08/08/2022	Firearm	Ruger - 0.22 Caliber - Carbine	Retained for Destruction	Administrative Forfeiture	---	---	---	---
Controlled Substance	08/24/2022	Firearm	Glock - 9 Millimeter - Pistol	Property Forwarded	Administrative Forfeiture	---	---	---	---
Controlled Substance	08/24/2022	Firearm	Glock - 9 Millimeter - Pistol	Property Forwarded	Administrative Forfeiture	---	---	---	---
Controlled Substance	08/24/2022	Firearm	Kel-Tec - 9 Millimeter - Pistol	Retained for Destruction	Administrative Forfeiture	---	---	---	---
Controlled Substance	08/24/2022	Firearm	Ruger - 9 Millimeter - Pistol	Retained for Destruction	Administrative Forfeiture	---	---	---	---
Controlled Substance	08/24/2022	Firearm	Glock - 9 Millimeter - Pistol	Retained for Destruction	Administrative Forfeiture	---	---	---	---
Controlled Substance	08/24/2022	Firearm	Glock - 9 Millimeter - Pistol	Retained for Destruction	Administrative Forfeiture	---	---	---	---
Controlled Substance	08/24/2022	Firearm	Taurus - 9 Millimeter - Pistol	Retained for Destruction	Administrative Forfeiture	---	---	---	---

*When expenses exceed the gross amount received, the net proceeds available for distribution are shown as zero.

Table 2A
Property Seized Subject to State Forfeiture - Final Disposition - 2022
Sorted by Agency and Net Proceeds

Entity and Crime	Disposition Date	Type of Property	Property Detail	Disposition of Property	Basis of Disposition	Gross Sales	Expenses Paid	Amount Returned	Net Proceeds*
Northwest Metro Drug Task Force (Continued)									
Controlled Substance	08/08/2022	Firearm	Thompson Center Arms - 0.22 Caliber - Rifle	Retained for Destruction	Administrative Forfeiture	---	---	---	---
Controlled Substance	08/08/2022	Firearm	Ruger - 9 Millimeter - Pistol	Retained for Destruction	Administrative Forfeiture	---	---	---	---
Controlled Substance	08/24/2022	Firearm	Sig Sauer - 9 Millimeter - Pistol	Retained for Destruction	Administrative Forfeiture	---	---	---	---
Controlled Substance	10/06/2022	Cash		Property Forwarded	Court Ordered Return	283	---	283	---
Controlled Substance	10/18/2022	Cash		Returned to Owner	Administrative Forfeiture	581	---	581	---
Controlled Substance	10/06/2022	Cash		Property Forwarded	Court Ordered Return	2,675	---	2,675	---
Controlled Substance	09/21/2022	Cash		Returned to Owner	Judicial Forfeiture	4,149	---	4,149	---
Controlled Substance	10/06/2022	Cash		Property Forwarded	Administrative Forfeiture	6,340	---	6,340	---
Controlled Substance	08/24/2022	Cash		Property Forwarded	Administrative Forfeiture	7,787	---	7,787	---
Controlled Substance	09/21/2022	Cash		Returned to Owner	Judicial Forfeiture	74,050	---	74,050	---
Controlled Substance	10/06/2022	Cash		Property Forwarded	Administrative Forfeiture	98	---	---	98
Controlled Substance	08/11/2022	Cash		Cash Forfeiture	Administrative Forfeiture	338	---	---	338
Controlled Substance	06/22/2022	Cash		Cash Forfeiture	Administrative Forfeiture	755	---	---	755
Controlled Substance	08/08/2022	Cash		Cash Forfeiture	Administrative Forfeiture	806	---	---	806
Controlled Substance	08/24/2022	Cash		Cash Forfeiture	Administrative Forfeiture	828	---	---	828
Controlled Substance	06/27/2022	Cash		Cash Forfeiture	Administrative Forfeiture	964	---	---	964
Controlled Substance	08/24/2022	Cash		Cash Forfeiture	Administrative Forfeiture	1,875	---	---	1,875
Controlled Substance	06/22/2022	Cash		Cash Forfeiture	Administrative Forfeiture	2,060	---	---	2,060
Controlled Substance	08/10/2022	Cash		Cash Forfeiture	Administrative Forfeiture	2,103	---	---	2,103
Controlled Substance	08/24/2022	Cash		Cash Forfeiture	Administrative Forfeiture	2,146	---	---	2,146
Controlled Substance	08/24/2022	Cash		Cash Forfeiture	Administrative Forfeiture	2,228	---	---	2,228
Controlled Substance	08/24/2022	Cash		Cash Forfeiture	Administrative Forfeiture	2,410	---	---	2,410
Controlled Substance	08/24/2022	Cash		Cash Forfeiture	Administrative Forfeiture	3,290	---	---	3,290
Controlled Substance	06/27/2022	Cash		Cash Forfeiture	Administrative Forfeiture	4,129	---	---	4,129
Controlled Substance	06/22/2022	Cash		Cash Forfeiture	Administrative Forfeiture	4,150	---	---	4,150
Controlled Substance	06/22/2022	Cash		Cash Forfeiture	Administrative Forfeiture	4,248	---	98	4,150
Controlled Substance	04/21/2022	Cash		Cash Forfeiture	Administrative Forfeiture	19,116	---	---	19,116
Agency Total						\$147,409	\$---	\$95,963	\$51,446

*When expenses exceed the gross amount received, the net proceeds available for distribution are shown as zero.

Table 2A
Property Seized Subject to State Forfeiture - Final Disposition - 2022
Sorted by Agency and Net Proceeds

Entity and Crime	Disposition Date	Type of Property	Property Detail	Disposition of Property	Basis of Disposition	Gross Sales	Expenses Paid	Amount Returned	Net Proceeds*
Oakdale Police Department									
Controlled Substance	12/28/2022	Vehicle	2015 Chevrolet Tahoe	Returned to Owner	Agreement	---	---	---	---
Carrying a Rifle or Shotgun	02/08/2022	Firearm	Springfield - 0.4 Caliber - Pistol	Retained for Destruction	Judicial Forfeiture	---	---	---	---
Controlled Substance	04/07/2022	Firearm	Springfield - 0.4 Caliber - Pistol	Retained for Destruction	Administrative Forfeiture	---	---	---	---
Controlled Substance	09/09/2022	Cash		Cash Forfeiture	Administrative Forfeiture	4,199	---	---	4,199
Agency Total						\$4,199	\$---	\$---	\$4,199
Olmsted County Sheriff's Office									
DUI-Related	10/07/2022	Vehicle	2005 Dodge Grand Caravan	Salvage Yard	Administrative Forfeiture	---	135	---	---
DUI-Related	05/02/2022	Vehicle	2009 Dodge Ram	Returned to Owner	Agreement	125	125	---	---
DUI-Related	04/28/2022	Vehicle	2011 Chrysler 300 AWD	Returned to Owner	Administrative Forfeiture	183	183	---	---
DUI-Related	06/10/2022	Motorcycle	2014 Harley-Davidson XL1200T	Returned to Lienholder	Administrative Forfeiture	264	250	---	14
DUI-Related	12/16/2022	Vehicle	2011 Chevrolet Cruze	Returned to Lienholder	Administrative Forfeiture	150	125	---	25
DUI-Related	04/08/2022	Vehicle	2015 Ford Fusion	Returned to Owner	Administrative Forfeiture	250	140	---	110
DUI-Related	03/28/2022	Vehicle	1994 Mazda B3000	Returned to Owner	Administrative Forfeiture	250	125	---	125
DUI-Related	12/16/2022	Vehicle	2008 Pontiac G6	Returned to Owner	Administrative Forfeiture	500	125	---	375
DUI-Related	11/03/2022	Vehicle	2004 Pontiac Grand Am	Returned to Owner	Administrative Forfeiture	500	125	---	375
DUI-Related	11/07/2022	Vehicle	2020 Kia Sportage 4WD	Property Sold	Administrative Forfeiture	21,100	200	---	20,900
Agency Total						\$23,322	\$1,533	\$---	\$21,924
Osseo Police Department									
DUI-Related	11/21/2022	Vehicle	2005 Dodge Grand Caravan	Property Sold	Administrative Forfeiture	305	---	---	305
DUI-Related	11/21/2022	Vehicle	2001 Acura TL	Property Sold	Administrative Forfeiture	425	---	---	425
DUI-Related	01/19/2022	Vehicle	2001 Buick LeSabre	Property Sold	Administrative Forfeiture	500	---	---	500
DUI-Related	11/21/2022	Vehicle	2008 Mercury Mountaineer	Property Sold	Administrative Forfeiture	625	---	---	625
DUI-Related	11/21/2022	Vehicle	2001 Ford Explorer	Property Sold	Administrative Forfeiture	1,375	---	---	1,375
Agency Total						\$3,230	\$---	\$---	\$3,230

*When expenses exceed the gross amount received, the net proceeds available for distribution are shown as zero.

Table 2A
Property Seized Subject to State Forfeiture - Final Disposition - 2022
Sorted by Agency and Net Proceeds

Entity and Crime	Disposition Date	Type of Property	Property Detail	Disposition of Property	Basis of Disposition	Gross Sales	Expenses Paid	Amount Returned	Net Proceeds*
Owatonna Police Department									
DUI-Related	11/15/2022	Vehicle	2012 Honda Civic 4Dr	Returned to Owner	Agreement	---	---	---	---
Fleeing a Peace Officer	01/02/2022	Vehicle	2001 Jeep Cherokee FWD	Property Abandoned	Court Ordered Return	---	---	---	---
Controlled Substance	07/21/2022	Vehicle	2006 Chevrolet HHR FWD	Returned to Owner	Administrative Forfeiture	127	127	---	---
DUI-Related	01/21/2022	Vehicle	2012 Chrysler 200	Returned to Owner	Administrative Forfeiture	149	149	---	---
DUI-Related	11/01/2022	Vehicle	1997 Chevrolet Pickup	Returned to Owner	Agreement	150	150	---	---
DUI-Related	05/27/2022	Vehicle	2006 Lincoln Mark LT	Returned to Owner	Agreement	156	156	---	---
Controlled Substance	06/09/2022	Vehicle	2007 Chevrolet Tahoe	Returned to Owner	Agreement	162	162	---	---
DUI-Related	08/04/2022	Vehicle	2011 Nissan Versa FE	Returned to Owner	Agreement	164	164	---	---
Controlled Substance	08/25/2022	Vehicle	2011 Mazda 3 4-Door	Returned to Owner	Court Ordered Return	221	221	---	---
DUI-Related	05/04/2022	Vehicle	1998 Ford Ranger	Salvage Yard	Administrative Forfeiture	257	905	---	---
DUI-Related	05/12/2022	Vehicle	2005 Buick Century	Returned to Owner	Court Ordered Return	266	266	---	---
DUI-Related	05/04/2022	Vehicle	2000 Volkswagen Passat	Salvage Yard	Administrative Forfeiture	290	621	---	---
DUI-Related	02/11/2022	Motorcycle	2015 Harley-Davidson Tour Glide FLT	Returned to Owner	Administrative Forfeiture	292	299	---	---
Controlled Substance	01/02/2022	Vehicle	2003 Chevrolet Impala	Property Sold	Administrative Forfeiture	301	915	---	---
DUI-Related	05/04/2022	Vehicle	2001 Pontiac Montana	Salvage Yard	Administrative Forfeiture	311	447	---	---
DUI-Related	03/23/2022	Vehicle	2016 Chevrolet Impala	Returned per Agreement	Court Ordered Return	387	387	---	---
DUI-Related	02/07/2022	Vehicle	2014 Ford F150	Returned to Lienholder	Administrative Forfeiture	400	534	---	---
DUI-Related	03/25/2022	Vehicle	2003 Ford Expedition	Returned per Agreement	Court Ordered Return	424	424	---	---
DUI-Related	01/28/2022	Vehicle	1998 Chevrolet Blazer	Property Sold	Administrative Forfeiture	985	951	---	34
DUI-Related	01/02/2022	Vehicle	2001 Plymouth Neon	Property Sold	Administrative Forfeiture	410	350	---	60
Controlled Substance	06/09/2022	Cash		Cash Forfeiture	Agreement	442	---	---	442
DUI-Related	01/02/2022	Vehicle	2003 Chevrolet Tahoe	Property Sold	Administrative Forfeiture	1,883	360	---	1,523
DUI-Related	01/02/2022	Vehicle	2004 Mercury Monterey Wagon FWD	Property Sold	Administrative Forfeiture	2,418	475	---	1,943
Agency Total						\$10,195	\$8,063	\$---	\$4,002

*When expenses exceed the gross amount received, the net proceeds available for distribution are shown as zero.

Table 2A
Property Seized Subject to State Forfeiture - Final Disposition - 2022
Sorted by Agency and Net Proceeds

Entity and Crime	Disposition Date	Type of Property	Property Detail	Disposition of Property	Basis of Disposition	Gross Sales	Expenses Paid	Amount Returned	Net Proceeds*
Park Rapids Police Department									
Controlled Substance	09/06/2022	Vehicle	2007 Pontiac G6	Property Sold	Administrative Forfeiture	215	170	---	45
DUI-Related	09/06/2022	Vehicle	2004 Chevrolet Impala	Property Sold	Administrative Forfeiture	300	190	---	110
Controlled Substance	09/06/2022	Vehicle	2002 Buick Century	Property Sold	Administrative Forfeiture	215	25	---	190
DUI-Related	09/06/2022	Vehicle	2008 TNG Moped	Property Sold	Judicial Forfeiture	240	27	---	213
DUI-Related	09/06/2022	Vehicle	2003 Pontiac Bonneville	Property Sold	Administrative Forfeiture	350	120	---	230
Controlled Substance	09/06/2022	Vehicle	1993 Chevrolet GMT-400	Property Sold	Administrative Forfeiture	350	27	---	323
Controlled Substance	06/28/2022	Cash		Cash Forfeiture	Administrative Forfeiture	418	---	---	418
DUI-Related	09/06/2022	Vehicle	2003 Toyota Matrix	Property Sold	Administrative Forfeiture	655	190	---	465
DUI-Related	09/06/2022	Vehicle	2010 Subaru Legacy	Property Sold	Administrative Forfeiture	601	25	---	576
DUI-Related	09/06/2022	Vehicle	1999 Ford Mustang	Property Sold	Administrative Forfeiture	1,726	25	---	1,701
Agency Total						\$5,070	\$799	\$---	\$4,271
Paul Bunyan Drug Task Force									
Controlled Substance	09/15/2022	Vehicle	2021 Dodge Ram	Returned to Owner	Agreement	---	---	---	---
Controlled Substance	09/12/2022	Vehicle	2019 GMC Denali HD	Returned to Owner	Court Ordered Return	---	---	---	---
Controlled Substance	03/25/2022	Coin Collection		Returned to Owner	Court Ordered Return	---	---	---	---
Firearm Possession	05/20/2022	Firearm	Palmetto State Armory - 0.3 Caliber - Rifle	Returned to Owner	Agreement	---	---	---	---
Firearm Possession	05/20/2022	Firearm	New England - 12 Gauge - Shotgun	Returned to Owner	Agreement	---	---	---	---
Firearm Possession	05/20/2022	Firearm	Kimber - 0.45 Caliber - Pistol	Returned to Owner	Agreement	---	---	---	---
Firearm Possession	05/20/2022	Firearm	Anderson - 6 Millimeter - Rifle	Returned to Owner	Agreement	---	---	---	---
Firearm Possession	05/20/2022	Firearm	Remington Guns - 12 Gauge - Shotgun	Returned to Owner	Agreement	---	---	---	---
Controlled Substance	07/12/2022	Firearm	Khan - 12 Gauge - Shotgun	Property Destroyed	Administrative Forfeiture	---	---	---	---
Controlled Substance	07/12/2022	Firearm	IF Corp - 20 Gauge - Shotgun	Property Destroyed	Administrative Forfeiture	---	---	---	---
Controlled Substance	07/12/2022	Firearm	Para USA - 0.45 Caliber - Pistol	Returned to Owner	Administrative Forfeiture	---	---	---	---
Controlled Substance	07/12/2022	Firearm	Remington Guns - 12 Gauge - Shotgun	Property Destroyed	Administrative Forfeiture	---	---	---	---
Firearm Possession	07/26/2022	Firearm	Anderson - 6 Millimeter - Rifle	Returned to Owner	Agreement	---	---	---	---
Firearm Possession	07/26/2022	Firearm	Ruger - 9 Millimeter - Pistol	Returned to Owner	Agreement	---	---	---	---
Controlled Substance	03/25/2022	Firearm	H&R - 20 Gauge - Unknown	Returned to Owner	Agreement	---	---	---	---
Controlled Substance	03/25/2022	Firearm	Ithaca - 20 Gauge - Unknown	Returned to Owner	Agreement	---	---	---	---
Controlled Substance	03/25/2022	Firearm	Remington Guns - 20 Gauge - Unknown	Returned to Owner	Agreement	---	---	---	---
Controlled Substance	03/25/2022	Firearm	Remington Guns - 20 Gauge - Unknown	Returned to Owner	Agreement	---	---	---	---
Controlled Substance	03/25/2022	Firearm	Winchester - 0.27 Caliber - Rifle	Returned to Owner	Agreement	---	---	---	---
Controlled Substance	03/25/2022	Firearm	Anshutz - 0.22 Caliber - Rifle	Returned to Owner	Agreement	---	---	---	---
Controlled Substance	03/25/2022	Firearm	Remington Guns - 0.3 Caliber - Rifle	Returned to Owner	Agreement	---	---	---	---

*When expenses exceed the gross amount received, the net proceeds available for distribution are shown as zero.

Table 2A
Property Seized Subject to State Forfeiture - Final Disposition - 2022
Sorted by Agency and Net Proceeds

Entity and Crime	Disposition Date	Type of Property	Property Detail	Disposition of Property	Basis of Disposition	Gross Sales	Expenses Paid	Amount Returned	Net Proceeds*
Paul Bunyan Drug Task Force (Continued)									
Controlled Substance	03/25/2022	Firearm	Sig Sauer - 0.3 Caliber - Rifle	Returned to Owner	Agreement	---	---	---	---
Controlled Substance	03/25/2022	Firearm	Colt - 0.22 Caliber - Rifle	Returned to Owner	Agreement	---	---	---	---
Controlled Substance	03/25/2022	Firearm	Ithaca - 20 Gauge - Unknown	Returned to Owner	Agreement	---	---	---	---
Controlled Substance	03/25/2022	Firearm	Weatherby - 7 Millimeter - Rifle	Returned to Owner	Agreement	---	---	---	---
Controlled Substance	03/25/2022	Firearm	Remington Guns - 10 Gauge - Shotgun	Returned to Owner	Agreement	---	---	---	---
Controlled Substance	03/25/2022	Firearm	Remington Guns - 0.35 Caliber - Rifle	Returned to Owner	Agreement	---	---	---	---
Controlled Substance	03/25/2022	Firearm	Sig Sauer - 0.3 Caliber - Rifle	Returned to Owner	Agreement	---	---	---	---
Controlled Substance	03/25/2022	Firearm	Ruger - 0.22 Caliber - Rifle	Returned to Owner	Agreement	---	---	---	---
Controlled Substance	03/25/2022	Firearm	Remington Guns - 0.17 Caliber - Rifle	Returned to Owner	Agreement	---	---	---	---
Controlled Substance	03/25/2022	Firearm	Remington Guns - 0.24 Caliber - Rifle	Returned to Owner	Agreement	---	---	---	---
Controlled Substance	03/25/2022	Firearm	Winchester - 0.46 Caliber - Rifle	Returned to Owner	Agreement	---	---	---	---
Controlled Substance	03/25/2022	Firearm	Browning - 6 Millimeter - Pistol	Returned to Owner	Agreement	---	---	---	---
Controlled Substance	03/25/2022	Firearm	Smith and Wesson - 10 Millimeter - Revolver	Returned to Owner	Agreement	---	---	---	---
Controlled Substance	03/25/2022	Firearm	Smith and Wesson - 0.44 Caliber - Revolver	Returned to Owner	Agreement	---	---	---	---
Controlled Substance	03/25/2022	Firearm	Smith and Wesson - 0.36 Caliber - Revolver	Returned to Owner	Agreement	---	---	---	---
Controlled Substance	03/25/2022	Firearm	Smith and Wesson - 0.22 Caliber - Revolver	Returned to Owner	Agreement	---	---	---	---
Controlled Substance	03/25/2022	Firearm	Smith and Wesson - 0.36 Caliber - Revolver	Returned to Owner	Agreement	---	---	---	---
Controlled Substance	10/11/2022	Firearm	SAR - 9 Millimeter - Pistol	Returned to Owner	Agreement	---	---	---	---
Firearm Possession	05/20/2022	Firearm	Remington Guns - 12 Gauge - Shotgun	Returned to Owner	Agreement	---	---	---	---
Controlled Substance	03/25/2022	Firearm	Smith and Wesson - 10 Millimeter - Pistol	Returned to Owner	Agreement	---	---	---	---
Controlled Substance	03/25/2022	Firearm	Smith and Wesson - 9 Millimeter - Pistol	Returned to Owner	Agreement	---	---	---	---
Controlled Substance	03/25/2022	Other		Returned to Owner	Court Ordered Return	---	---	---	---
Controlled Substance	09/16/2022	Cash		Returned to Owner	Agreement	1,130	---	1,130	---
Controlled Substance	07/15/2022	Cash		Returned to Owner	Agreement	2,130	---	2,130	---
Controlled Substance	09/16/2022	Cash		Returned to Owner	Court Ordered Return	2,890	---	2,890	---
Controlled Substance	07/15/2022	Cash		Returned to Owner	Agreement	6,010	---	6,010	---
Controlled Substance	12/30/2022	Firearm	Topper - 20 Gauge - Shotgun	Property Sold	Administrative Forfeiture	50	---	---	50
Controlled Substance	12/30/2022	Firearm	Enfield - 0.17 Caliber - Unknown	Property Sold	Administrative Forfeiture	50	---	---	50
Controlled Substance	12/30/2022	Firearm	Triumph - 0.41 Caliber - Shotgun	Property Sold	Administrative Forfeiture	75	---	---	75
Controlled Substance	12/30/2022	Firearm	Savage - 0.41 Caliber - Shotgun	Property Sold	Administrative Forfeiture	75	---	---	75
Controlled Substance	07/12/2022	Firearm	CBC Brazil - 0.41 Caliber - Shotgun	Property Sold	Summary Forfeiture	75	---	---	75
Controlled Substance	07/12/2022	Firearm	Winchester - 0.22 Caliber - Rifle	Property Sold	Administrative Forfeiture	100	---	---	100
Controlled Substance	12/30/2022	Firearm	Rossi - 20 Gauge - Shotgun	Property Sold	Administrative Forfeiture	100	---	---	100
Controlled Substance	12/30/2022	Firearm	Rossi - 0.24 Caliber - Rifle	Property Sold	Administrative Forfeiture	100	---	---	100

*When expenses exceed the gross amount received, the net proceeds available for distribution are shown as zero.

Table 2A
Property Seized Subject to State Forfeiture - Final Disposition - 2022
Sorted by Agency and Net Proceeds

Entity and Crime	Disposition Date	Type of Property	Property Detail	Disposition of Property	Basis of Disposition	Gross Sales	Expenses Paid	Amount Returned	Net Proceeds*
Paul Bunyan Drug Task Force (Continued)									
Controlled Substance	11/30/2022	Firearm	Davis - 0.22 Caliber - Revolver	Property Sold	Administrative Forfeiture	100	---	---	100
Controlled Substance	11/30/2022	Firearm	Comanche - 0.41 Caliber - Pistol	Property Sold	Administrative Forfeiture	100	---	---	100
Controlled Substance	12/30/2022	Firearm	North American Arms - 0.22 Caliber - Rifle	Property Sold	Administrative Forfeiture	120	---	---	120
Controlled Substance	07/12/2022	Firearm	Charles Daly - 20 Gauge - Shotgun	Property Sold	Administrative Forfeiture	125	---	---	125
Controlled Substance	07/12/2022	Firearm	AMT - 9 Millimeter - Pistol	Property Sold	Administrative Forfeiture	125	---	---	125
Controlled Substance	12/30/2022	Firearm	Remington Guns - 0.22 Caliber - Rifle	Property Sold	Administrative Forfeiture	150	---	---	150
Controlled Substance	12/30/2022	Firearm	New England - 0.41 Caliber - Shotgun	Property Sold	Administrative Forfeiture	150	---	---	150
Controlled Substance	11/30/2022	Firearm	Ruger - 0.22 Caliber - Carbine	Property Sold	Administrative Forfeiture	175	---	---	175
Controlled Substance	07/12/2022	Firearm	Weatherby - 12 Gauge - Shotgun	Property Sold	Administrative Forfeiture	175	---	---	175
Controlled Substance	07/12/2022	Firearm	Ruger - 0.45 Caliber - Pistol	Property Sold	Administrative Forfeiture	200	---	---	200
Controlled Substance	07/12/2022	Firearm	Ruger - 9 Millimeter - Pistol	Property Sold	Administrative Forfeiture	200	---	---	200
Controlled Substance	11/30/2022	Firearm	Maverick Arms - 12 Gauge - Shotgun	Property Sold	Administrative Forfeiture	200	---	---	200
Controlled Substance	11/30/2022	Firearm	Mossberg - 0.41 Caliber - Shotgun	Property Sold	Administrative Forfeiture	200	---	---	200
Controlled Substance	12/30/2022	Firearm	Winchester - 20 Gauge - Shotgun	Property Sold	Administrative Forfeiture	200	---	---	200
Controlled Substance	11/30/2022	Firearm	Ruger - 0.22 Caliber - Carbine	Property Sold	Administrative Forfeiture	225	---	---	225
Controlled Substance	11/30/2022	Firearm	Thompson Center Arms - 0.5 Caliber - Rifle	Property Sold	Administrative Forfeiture	250	---	---	250
Controlled Substance	12/30/2022	Firearm	Stoeger - 12 Gauge - Shotgun	Property Sold	Administrative Forfeiture	250	---	---	250
Controlled Substance	11/30/2022	Firearm	Glock - 0.4 Caliber - Pistol	Property Sold	Administrative Forfeiture	250	---	---	250
Controlled Substance	07/12/2022	Firearm	Glock - 9 Millimeter - Pistol	Property Sold	Summary Forfeiture	250	---	---	250
Controlled Substance	11/30/2022	Firearm	Mossberg - 12 Gauge - Shotgun	Property Sold	Administrative Forfeiture	299	---	---	299
Controlled Substance	11/30/2022	Firearm	Thompson Center Arms - 0.5 Caliber - Rifle	Property Sold	Administrative Forfeiture	350	---	---	350
Controlled Substance	07/12/2022	Firearm	Winchester - 8 Millimeter - Rifle	Property Sold	Administrative Forfeiture	350	---	---	350
Controlled Substance	12/30/2022	Firearm	Remington Guns - 0.24 Caliber - Rifle	Property Sold	Administrative Forfeiture	400	---	---	400
Controlled Substance	11/30/2022	Firearm	Marlin - 0.3 Caliber - Rifle	Property Sold	Administrative Forfeiture	450	---	---	450
Controlled Substance	11/30/2022	Firearm	Unknown - 0.22 Caliber - Rifle	Property Sold	Administrative Forfeiture	500	---	---	500
Controlled Substance	02/18/2022	Cash		Cash Forfeiture	Administrative Forfeiture	620	---	---	620
Controlled Substance	09/16/2022	Firearm	Remington Guns - 0.27 Caliber - Rifle	Property Sold	Administrative Forfeiture	685	---	---	685
Controlled Substance	09/16/2022	Firearm	Remington Guns - 0.3 Caliber - Rifle	Property Sold	Administrative Forfeiture	685	---	---	685
Controlled Substance	09/16/2022	Firearm	Browning - 20 Gauge - Shotgun	Property Sold	Administrative Forfeiture	685	---	---	685
Controlled Substance	09/16/2022	Firearm	Savage - 0.3 Caliber - Rifle	Property Sold	Administrative Forfeiture	685	---	---	685
Controlled Substance	09/16/2022	Firearm	Ruger - 0.17 Caliber - Rifle	Property Sold	Administrative Forfeiture	685	---	---	685
Controlled Substance	09/16/2022	Firearm	Remington Guns - 8 Millimeter - Rifle	Property Sold	Administrative Forfeiture	685	---	---	685
Controlled Substance	09/16/2022	Firearm	Remington Guns - 0.22 Caliber - Rifle	Property Sold	Administrative Forfeiture	685	---	---	685
Controlled Substance	09/16/2022	Firearm	Ruger - 0.22 Caliber - Rifle	Property Sold	Administrative Forfeiture	685	---	---	685

*When expenses exceed the gross amount received, the net proceeds available for distribution are shown as zero.

Table 2A
Property Seized Subject to State Forfeiture - Final Disposition - 2022
Sorted by Agency and Net Proceeds

Entity and Crime	Disposition Date	Type of Property	Property Detail	Disposition of Property	Basis of Disposition	Gross Sales	Expenses Paid	Amount Returned	Net Proceeds*
Paul Bunyan Drug Task Force (Continued)									
Controlled Substance	09/16/2022	Firearm	Winchester - 0.27 Caliber - Rifle	Property Sold	Administrative Forfeiture	685	---	---	685
Controlled Substance	09/16/2022	Firearm	Remington Guns - 0.22 Caliber - Rifle	Property Sold	Administrative Forfeiture	685	---	---	685
Controlled Substance	09/16/2022	Firearm	Winchester - 0.27 Caliber - Rifle	Property Sold	Administrative Forfeiture	685	---	---	685
Controlled Substance	09/16/2022	Firearm	Remington Guns - 0.22 Caliber - Rifle	Property Sold	Administrative Forfeiture	685	---	---	685
Controlled Substance	09/16/2022	Firearm	Smith and Wesson - 0.44 Caliber - Revolver	Property Sold	Administrative Forfeiture	685	---	---	685
Controlled Substance	09/16/2022	Firearm	Ruger - 0.44 Caliber - Revolver	Property Sold	Administrative Forfeiture	685	---	---	685
Controlled Substance	09/16/2022	Firearm	Thompson Center Arms - 7 Millimeter - Rifle	Property Sold	Administrative Forfeiture	685	---	---	685
Controlled Substance	09/16/2022	Firearm	Remington Guns - 0.22 Caliber - Rifle	Property Sold	Administrative Forfeiture	685	---	---	685
Controlled Substance	02/18/2022	Cash		Cash Forfeiture	Administrative Forfeiture	841	---	---	841
Controlled Substance	04/22/2022	Cash		Cash Forfeiture	Administrative Forfeiture	860	---	---	860
Controlled Substance	09/16/2022	Firearm	Ruger - 8 Millimeter - Rifle	Property Sold	Administrative Forfeiture	885	---	---	885
Controlled Substance	06/24/2022	Cash		Cash Forfeiture	Administrative Forfeiture	979	---	---	979
Controlled Substance	09/12/2022	Other		Property Sold	Administrative Forfeiture	1,758	---	---	1,758
Controlled Substance	02/18/2022	Cash		Cash Forfeiture	Administrative Forfeiture	1,821	---	---	1,821
Controlled Substance	02/18/2022	Cash		Cash Forfeiture	Administrative Forfeiture	3,267	---	---	3,267
Controlled Substance	03/28/2022	Cash		Cash Forfeiture	Administrative Forfeiture	4,300	---	---	4,300
Controlled Substance	09/23/2022	Cash		Cash Forfeiture	Administrative Forfeiture	4,600	---	---	4,600
Controlled Substance	05/11/2022	Cash		Cash Forfeiture	Agreement	7,670	---	3,000	4,670
Controlled Substance	09/23/2022	Cash		Cash Forfeiture	Administrative Forfeiture	4,790	---	---	4,790
Controlled Substance	09/21/2022	Cash		Cash Forfeiture	Administrative Forfeiture	7,410	---	---	7,410
Controlled Substance	06/30/2022	Cash		Cash Forfeiture	Administrative Forfeiture	8,151	---	---	8,151
Controlled Substance	11/01/2022	Cash		Cash Forfeiture	Administrative Forfeiture	11,080	---	---	11,080
Agency Total						\$88,571	\$---	\$15,160	\$73,411
Paynesville Police Department									
DUI-Related	06/30/2022	Vehicle	1999 Mercury Grand Marquis	Property Sold	Administrative Forfeiture	414	414	---	---
DUI-Related	01/13/2022	Vehicle	2011 Ford F150	Returned to Owner	Agreement	1,500	---	---	1,500
Agency Total						\$1,914	\$414	\$---	\$1,500

*When expenses exceed the gross amount received, the net proceeds available for distribution are shown as zero.

Table 2A
Property Seized Subject to State Forfeiture - Final Disposition - 2022
Sorted by Agency and Net Proceeds

Entity and Crime	Disposition Date	Type of Property	Property Detail	Disposition of Property	Basis of Disposition	Gross Sales	Expenses Paid	Amount Returned	Net Proceeds*
Pequot Lakes Police Department									
DUI-Related	01/01/2022	Vehicle	2007 Ford F150	Returned to Owner	Administrative Forfeiture	---	---	---	---
Controlled Substance	01/01/2022	Cash		Returned to Owner	Administrative Forfeiture	15,414	---	15,414	---
Controlled Substance	01/01/2022	Cash		Cash Forfeiture	Administrative Forfeiture	203	---	---	203
Controlled Substance	01/01/2022	Cash		Cash Forfeiture	Administrative Forfeiture	450	---	---	450
Controlled Substance	01/01/2022	Cash		Cash Forfeiture	Administrative Forfeiture	760	---	---	760
Controlled Substance	01/01/2022	Cash		Cash Forfeiture	Administrative Forfeiture	1,678	---	---	1,678
Agency Total						\$18,505	\$---	\$15,414	\$3,091
Perham Police Department									
Controlled Substance	01/05/2022	Cash		Cash Forfeiture	Administrative Forfeiture	642	---	---	642
Agency Total						\$642	\$---	\$---	\$642
Pine County Sheriff's Office									
DUI-Related	04/21/2022	Vehicle	2018 Chevrolet Silverado	Returned to Lienholder	Administrative Forfeiture	---	---	---	---
DUI-Related	12/01/2022	Vehicle	2003 Ford Taurus	Property Sold	Administrative Forfeiture	121	175	---	---
DUI-Related	12/01/2022	Vehicle	2005 Chevrolet Impala	Salvage Yard	Administrative Forfeiture	146	376	---	---
DUI-Related	12/05/2022	Vehicle	2001 Mercedes-Benz S500	Salvage Yard	Administrative Forfeiture	170	170	---	---
DUI-Related	12/05/2022	Vehicle	2002 Ford Mustang	Salvage Yard	Administrative Forfeiture	170	170	---	---
Controlled Substance	12/05/2022	Vehicle	2005 Chevrolet Silverado	Salvage Yard	Administrative Forfeiture	170	170	---	---
Controlled Substance	12/01/2022	Vehicle	2007 Chevrolet Blazer	Property Sold	Administrative Forfeiture	500	389	---	111
DUI-Related	12/05/2022	Vehicle	2012 Ford F250	Salvage Yard	Administrative Forfeiture	400	218	---	182
DUI-Related	12/01/2022	Vehicle	2007 Ford Fusion	Property Sold	Administrative Forfeiture	391	175	---	216
DUI-Related	12/02/2022	Vehicle	2008 Chrysler Town and Country	Property Sold	Administrative Forfeiture	691	300	---	391
DUI-Related	12/01/2022	Vehicle	2001 Ford F150	Property Sold	Administrative Forfeiture	700	259	---	441
Controlled Substance	03/14/2022	Cash		Cash Forfeiture	Administrative Forfeiture	556	---	---	556
DUI-Related	12/02/2022	Vehicle	2010 Ford F150	Property Sold	Administrative Forfeiture	1,021	292	---	729
Controlled Substance	06/06/2022	Cash		Cash Forfeiture	Administrative Forfeiture	887	---	---	887
Controlled Substance	03/28/2022	Cash		Cash Forfeiture	Administrative Forfeiture	1,441	---	---	1,441
Controlled Substance	01/12/2022	Cash		Cash Forfeiture	Administrative Forfeiture	1,670	---	---	1,670
Controlled Substance	03/01/2022	Cash		Cash Forfeiture	Administrative Forfeiture	2,412	---	---	2,412
DUI-Related	12/02/2022	Vehicle	2010 Ford Explorer	Property Sold	Administrative Forfeiture	3,721	200	---	3,521
Agency Total						\$15,167	\$2,894	\$---	\$12,557

*When expenses exceed the gross amount received, the net proceeds available for distribution are shown as zero.

Table 2A
Property Seized Subject to State Forfeiture - Final Disposition - 2022
Sorted by Agency and Net Proceeds

Entity and Crime	Disposition Date	Type of Property	Property Detail	Disposition of Property	Basis of Disposition	Gross Sales	Expenses Paid	Amount Returned	Net Proceeds*
Pine to Prairie Drug Task Force									
Controlled Substance	12/19/2022	Cash		Returned to Owner	Agreement	695	---	695	---
Controlled Substance	06/28/2022	Cash		Returned to Owner	Administrative Forfeiture	3,030	---	3,030	---
Controlled Substance	02/24/2022	Cash		Cash Forfeiture	Judicial Forfeiture	350	---	---	350
Controlled Substance	09/08/2022	Cash		Cash Forfeiture	Judicial Forfeiture	491	---	---	491
Controlled Substance	09/25/2022	Vehicle	2005 Chrysler Pacifica AWD	Property Sold	Administrative Forfeiture	651	157	---	494
Controlled Substance	02/17/2022	Vehicle	2007 Chevrolet Impala	Property Sold	Administrative Forfeiture	825	243	---	582
Theft	09/25/2022	Vehicle	2002 GMC Yukon 1500 4WD	Property Sold	Administrative Forfeiture	775	157	---	618
Controlled Substance	02/17/2022	Vehicle	2007 Mitsubishi Eclipse	Property Sold	Administrative Forfeiture	1,036	222	---	814
Controlled Substance	09/02/2022	Cash		Cash Forfeiture	Administrative Forfeiture	900	---	---	900
Controlled Substance	01/10/2022	Cash		Cash Forfeiture	Judicial Forfeiture	1,020	---	---	1,020
Controlled Substance	12/23/2022	Cash		Cash Forfeiture	Administrative Forfeiture	1,044	---	---	1,044
Controlled Substance	02/17/2022	Vehicle	2002 Mercury Mountaineer	Property Sold	Administrative Forfeiture	1,525	361	---	1,164
Controlled Substance	02/17/2022	Vehicle	2006 Buick LaCrosse AWD	Property Sold	Administrative Forfeiture	1,350	115	---	1,235
Controlled Substance	06/08/2022	Cash		Cash Forfeiture	Judicial Forfeiture	1,647	288	---	1,359
Controlled Substance	05/13/2022	Cash		Cash Forfeiture	Administrative Forfeiture	1,770	310	---	1,460
Controlled Substance	08/11/2022	Cash		Cash Forfeiture	Judicial Forfeiture	2,500	---	---	2,500
Controlled Substance	12/14/2022	Cash		Cash Forfeiture	Judicial Forfeiture	5,810	2,542	---	3,268
Controlled Substance	12/23/2022	Cash		Cash Forfeiture	Administrative Forfeiture	4,302	---	---	4,302
Controlled Substance	09/25/2022	Vehicle	2016 Chrysler 200	Property Sold	Administrative Forfeiture	7,900	157	---	7,743
Controlled Substance	02/17/2022	Vehicle	2014 GMC Sierra 1500	Property Sold	Administrative Forfeiture	20,200	127	---	20,073
Agency Total						\$57,821	\$4,679	\$3,725	\$49,417

*When expenses exceed the gross amount received, the net proceeds available for distribution are shown as zero.

Table 2A
Property Seized Subject to State Forfeiture - Final Disposition - 2022
Sorted by Agency and Net Proceeds

Entity and Crime	Disposition Date	Type of Property	Property Detail	Disposition of Property	Basis of Disposition	Gross Sales	Expenses Paid	Amount Returned	Net Proceeds*
Pipestone County Sheriff's Office									
Controlled Substance	11/01/2022	Cash		Cash Forfeiture	Administrative Forfeiture	10	---	---	10
Controlled Substance	11/02/2022	Cash		Cash Forfeiture	Administrative Forfeiture	20	---	---	20
Controlled Substance	11/01/2022	Cash		Cash Forfeiture	Administrative Forfeiture	41	---	---	41
Controlled Substance	11/01/2022	Cash		Cash Forfeiture	Administrative Forfeiture	61	---	---	61
Controlled Substance	11/01/2022	Cash		Cash Forfeiture	Administrative Forfeiture	78	---	---	78
Controlled Substance	11/01/2022	Cash		Cash Forfeiture	Administrative Forfeiture	86	---	---	86
Controlled Substance	11/01/2022	Cash		Cash Forfeiture	Administrative Forfeiture	105	---	---	105
Controlled Substance	11/01/2022	Cash		Cash Forfeiture	Administrative Forfeiture	334	---	---	334
Controlled Substance	11/01/2022	Cash		Cash Forfeiture	Administrative Forfeiture	450	---	---	450
Controlled Substance	11/01/2022	Cash		Cash Forfeiture	Administrative Forfeiture	595	---	---	595
Controlled Substance	11/01/2022	Cash		Cash Forfeiture	Administrative Forfeiture	713	---	---	713
Controlled Substance	11/02/2022	Cash		Cash Forfeiture	Administrative Forfeiture	927	---	---	927
Controlled Substance	11/01/2022	Cash		Cash Forfeiture	Administrative Forfeiture	1,118	---	---	1,118
Controlled Substance	11/01/2022	Cash		Cash Forfeiture	Administrative Forfeiture	1,521	---	---	1,521
Controlled Substance	10/04/2022	Cash		Cash Forfeiture	Administrative Forfeiture	2,002	---	---	2,002
Agency Total						\$8,061	\$---	\$---	\$8,061
Plymouth Police Department									
DUI-Related	09/21/2022	Vehicle	2017 Lexus NX 300h	Returned per Agreement	Agreement	470	470	---	---
DUI-Related	08/22/2022	Vehicle	2006 Jeep Cherokee 2WD	Property Sold	Judicial Forfeiture	2,600	1,852	---	748
DUI-Related	06/20/2022	Vehicle	2015 GMC Yukon 1500 4WD	Returned to Owner	Agreement	3,500	500	---	3,000
Agency Total						\$6,570	\$2,822	\$---	\$3,748

*When expenses exceed the gross amount received, the net proceeds available for distribution are shown as zero.

Table 2A
Property Seized Subject to State Forfeiture - Final Disposition - 2022
Sorted by Agency and Net Proceeds

Entity and Crime	Disposition Date	Type of Property	Property Detail	Disposition of Property	Basis of Disposition	Gross Sales	Expenses Paid	Amount Returned	Net Proceeds*
Polk County Sheriff's Office									
DUI-Related	07/19/2022	Vehicle	2006 Chevrolet TrailBlazer	Salvage Yard	Administrative Forfeiture	---	27	---	---
DUI-Related	07/19/2022	Vehicle	2000 Oldsmobile Alero	Salvage Yard	Administrative Forfeiture	---	148	---	---
DUI-Related	07/21/2022	Vehicle	2000 Ford F150	Property Sold	Administrative Forfeiture	310	304	---	6
DUI-Related	02/11/2022	Vehicle	2010 Kia Optima FE	Salvage Yard	Administrative Forfeiture	450	419	---	31
Drive-by Shooting	07/20/2022	Firearm	Bryco Arms - 9 Millimeter - Pistol	Property Sold	Judicial Forfeiture	40	---	---	40
Drive-by Shooting	07/20/2022	Firearm	Keystone Sporting Arms - 0.22 Caliber - Rifle	Property Sold	Judicial Forfeiture	42	---	---	42
2nd Degree Assault	07/20/2022	Firearm	Remington Guns - 12 Gauge - Shotgun	Property Sold	Judicial Forfeiture	101	---	---	101
DUI-Related	02/11/2022	Vehicle	1996 Chevrolet Corsica	Salvage Yard	Administrative Forfeiture	450	309	---	141
DUI-Related	02/11/2022	Vehicle	1998 Jeep Wrangler 4WD	Salvage Yard	Administrative Forfeiture	450	305	---	145
DUI-Related	02/11/2022	Vehicle	2000 Ford Taurus	Salvage Yard	Administrative Forfeiture	450	263	---	187
2nd Degree Murder	07/20/2022	Firearm	Mossberg - 0.3 Caliber - Rifle	Property Sold	Judicial Forfeiture	210	---	---	210
DUI-Related	02/11/2022	Vehicle	2001 Mercury Sable	Salvage Yard	Administrative Forfeiture	450	212	---	238
Firearm Possession	07/20/2022	Firearm	Sig Sauer - 9 Millimeter - Pistol	Property Sold	Judicial Forfeiture	313	---	---	313
DUI-Related	10/24/2022	Vehicle	2008 Chevrolet Impala	Property Sold	Administrative Forfeiture	683	292	---	391
Fleeing a Peace Officer	07/21/2022	Snowmobile	1996 Ski-Doo Formula 583	Property Sold	Judicial Forfeiture	636	239	---	397
DUI-Related	10/24/2022	Vehicle	2008 Dodge Caliber	Property Sold	Administrative Forfeiture	1,043	296	---	747
DUI-Related	10/24/2022	Vehicle	2010 Chevrolet Equinox	Property Sold	Administrative Forfeiture	3,037	934	---	2,103
DUI-Related	07/21/2022	Vehicle	1998 Ford Mustang	Property Sold	Administrative Forfeiture	2,700	299	---	2,401
DUI-Related	11/22/2022	Vehicle	2006 Dodge Ram	Property Sold	Administrative Forfeiture	2,910	446	---	2,464
DUI-Related	07/21/2022	Vehicle	2006 GMC Canyon Crew Cab 4WD	Property Sold	Administrative Forfeiture	2,725	34	---	2,691
DUI-Related	07/21/2022	Vehicle	2006 Chevrolet Silverado	Property Sold	Administrative Forfeiture	4,100	322	---	3,778
DUI-Related	07/26/2022	Vehicle	2007 Chevrolet Tahoe	Property Sold	Administrative Forfeiture	5,605	327	---	5,278
DUI-Related	07/21/2022	Vehicle	2004 Chevrolet Silverado	Property Sold	Administrative Forfeiture	6,049	283	---	5,766
Agency Total						\$32,754	\$5,459	\$---	\$27,470
Preston Police Department									
DUI-Related	11/23/2022	Vehicle	2000 Toyota Sienna	Salvage Yard	Administrative Forfeiture	200	129	---	71
DUI-Related	02/10/2022	Vehicle	2003 Lincoln Navigator 4WD	Returned to Owner	Administrative Forfeiture	632	107	---	525
Agency Total						\$832	\$236	\$---	\$596

*When expenses exceed the gross amount received, the net proceeds available for distribution are shown as zero.

Table 2A
Property Seized Subject to State Forfeiture - Final Disposition - 2022
Sorted by Agency and Net Proceeds

Entity and Crime	Disposition Date	Type of Property	Property Detail	Disposition of Property	Basis of Disposition	Gross Sales	Expenses Paid	Amount Returned	Net Proceeds*
Princeton Police Department									
Controlled Substance	08/08/2022	Vehicle	2004 Chevrolet Silverado	Returned to Owner	Court Ordered Return	95	95	---	---
Fleeing a Peace Officer	06/21/2022	Vehicle	1997 Ford F150	Property Destroyed	Administrative Forfeiture	207	379	---	---
DUI-Related	06/21/2022	Vehicle	2016 GMC Terrain AWD	Returned to Owner	Agreement	300	300	---	---
DUI-Related	06/21/2022	Vehicle	2008 Ford Fusion	Returned to Owner	Agreement	380	385	---	---
Fleeing a Peace Officer	12/20/2022	Motorcycle	2010 Yamaha AT3 125	Returned to Owner	Court Ordered Return	385	385	---	---
DUI-Related	06/21/2022	Vehicle	2001 Ford F250	Property Destroyed	Administrative Forfeiture	492	372	---	120
DUI-Related	06/20/2022	Vehicle	2010 Mazda CX-7 4WD	Property Sold	Administrative Forfeiture	1,200	1,027	---	173
Controlled Substance	06/21/2022	Vehicle	2011 Oldsmobile Alero	Property Destroyed	Judicial Forfeiture	632	382	---	250
Controlled Substance	11/18/2022	Cash		Cash Forfeiture	Administrative Forfeiture	449	---	134	315
DUI-Related	06/21/2022	Motorcycle	2020 Can-Am MC L/C 250	Returned to Owner	Agreement	875	405	---	470
DUI-Related	06/21/2022	Vehicle	2012 Hyundai Santa Fe 2WD	Returned to Owner	Agreement	875	375	---	500
DUI-Related	06/21/2022	Vehicle	2018 Dodge Ram	Returned to Owner	Agreement	2,392	392	---	2,000
Agency Total						\$8,282	\$4,497	\$134	\$3,828
Prior Lake Police Department									
DUI-Related	04/01/2022	Vehicle	2007 Mercury Montego FWD	Salvage Yard	Judicial Forfeiture	---	---	---	---
Controlled Substance	07/18/2022	Vehicle	2006 Lexus GS 300	Salvage Yard	Administrative Forfeiture	---	---	---	---
Controlled Substance	03/17/2022	Vehicle	2000 Ford Excursion	Salvage Yard	Administrative Forfeiture	---	---	---	---
Controlled Substance	04/12/2022	Vehicle	1996 Ford E250	Salvage Yard	Administrative Forfeiture	---	---	---	---
Controlled Substance	06/28/2022	Vehicle	2006 Chevrolet Impala	Salvage Yard	Administrative Forfeiture	---	---	---	---
DUI-Related	05/09/2022	Vehicle	2005 Chrysler Pacifica	Salvage Yard	Administrative Forfeiture	---	---	---	---
Controlled Substance	07/13/2022	Vehicle	2006 Toyota Tundra	Salvage Yard	Administrative Forfeiture	---	---	---	---
DUI-Related	01/31/2022	Vehicle	2003 Kia Rio	Salvage Yard	Administrative Forfeiture	---	---	---	---
Controlled Substance	04/21/2022	Vehicle	2004 Ford F150	Returned to Owner	Agreement	---	---	---	---
Fleeing a Peace Officer	08/30/2022	Vehicle	2000 Ford Ranger	Salvage Yard	Judicial Forfeiture	---	---	---	---
DUI-Related	08/29/2022	Vehicle	1999 Audi A4	Salvage Yard	Administrative Forfeiture	---	---	---	---
DUI-Related	08/29/2022	Vehicle	2006 Nissan Altima	Salvage Yard	Administrative Forfeiture	---	---	---	---
DUI-Related	08/29/2022	Vehicle	2004 Chevrolet Tahoe	Salvage Yard	Administrative Forfeiture	---	---	---	---
DUI-Related	05/25/2022	Vehicle	2014 Lexus ES 350	Returned to Owner	Agreement	---	---	---	---
DUI-Related	08/29/2022	Firearm	Ruger - 0.36 Caliber - Revolver	Property Destroyed	Judicial Forfeiture	---	---	---	---
DUI-Related	08/19/2022	Firearm	Ruger - 9 Millimeter - Pistol	Property Destroyed	Judicial Forfeiture	---	---	---	---
Controlled Substance	10/28/2022	Firearm	Sears, Roebuck & Co. - 12 Gauge - Shotgun	Property Destroyed	Administrative Forfeiture	---	---	---	---
Controlled Substance	10/28/2022	Firearm	Smith and Wesson - 9 Millimeter - Pistol	Property Destroyed	Administrative Forfeiture	---	---	---	---
Controlled Substance	03/03/2022	Cash		Returned to Owner	Administrative Forfeiture	475	---	475	---

*When expenses exceed the gross amount received, the net proceeds available for distribution are shown as zero.

Table 2A
Property Seized Subject to State Forfeiture - Final Disposition - 2022
Sorted by Agency and Net Proceeds

Entity and Crime	Disposition Date	Type of Property	Property Detail	Disposition of Property	Basis of Disposition	Gross Sales	Expenses Paid	Amount Returned	Net Proceeds*
Prior Lake Police Department (Continued)									
Controlled Substance	08/17/2022	Cash		Cash Forfeiture	Administrative Forfeiture	18	---	---	18
Controlled Substance	06/06/2022	Cash		Cash Forfeiture	Administrative Forfeiture	120	---	---	120
Controlled Substance	12/02/2022	Cash		Cash Forfeiture	Administrative Forfeiture	163	---	---	163
Controlled Substance	11/29/2022	Cash		Cash Forfeiture	Administrative Forfeiture	166	---	---	166
Controlled Substance	02/25/2022	Cash		Cash Forfeiture	Administrative Forfeiture	220	---	---	220
Controlled Substance	12/14/2022	Cash		Cash Forfeiture	Administrative Forfeiture	242	---	---	242
DUI-Related	02/03/2022	Vehicle	2008 Toyota RAV4	Returned to Owner	Agreement	250	---	---	250
Controlled Substance	12/01/2022	Cash		Cash Forfeiture	Administrative Forfeiture	260	---	---	260
Controlled Substance	12/14/2022	Cash		Cash Forfeiture	Administrative Forfeiture	292	---	---	292
Controlled Substance	01/21/2022	Cash		Cash Forfeiture	Administrative Forfeiture	293	---	---	293
Controlled Substance	05/18/2022	Cash		Cash Forfeiture	Administrative Forfeiture	305	---	---	305
Controlled Substance	01/11/2022	Cash		Cash Forfeiture	Administrative Forfeiture	317	---	---	317
Controlled Substance	08/31/2022	Cash		Cash Forfeiture	Administrative Forfeiture	468	---	---	468
DUI-Related	08/11/2022	Vehicle	2007 Chevrolet Silverado	Returned to Owner	Agreement	500	---	---	500
DUI-Related	01/18/2022	Vehicle	2003 Cadillac Escalade AWD	Returned per Agreement	Agreement	500	---	---	500
DUI-Related	06/21/2022	Vehicle	2017 Ford Taurus	Returned to Lienholder	Administrative Forfeiture	500	---	---	500
DUI-Related	05/10/2022	Vehicle	2019 Dodge Ram	Returned to Lienholder	Administrative Forfeiture	500	---	---	500
DUI-Related	08/05/2022	Vehicle	2012 Cadillac CTS	Returned to Owner	Agreement	500	---	---	500
DUI-Related	02/05/2022	Vehicle	2015 Jeep Grand Cherokee 4WD	Returned to Lienholder	Administrative Forfeiture	500	---	---	500
Controlled Substance	12/14/2022	Cash		Cash Forfeiture	Administrative Forfeiture	530	---	---	530
Controlled Substance	12/07/2022	Cash		Cash Forfeiture	Administrative Forfeiture	587	---	---	587
DUI-Related	07/14/2022	Vehicle	2013 Jeep Compass 2WD	Returned to Lienholder	Administrative Forfeiture	879	---	---	879
Controlled Substance	12/01/2022	Cash		Cash Forfeiture	Administrative Forfeiture	982	---	---	982
Controlled Substance	10/28/2022	Cash		Cash Forfeiture	Administrative Forfeiture	1,158	---	---	1,158
Controlled Substance	12/06/2022	Vehicle	1990 Chevrolet GMT-400	Returned to Owner	Agreement	1,160	---	---	1,160
Controlled Substance	09/07/2022	Cash		Cash Forfeiture	Administrative Forfeiture	1,170	---	---	1,170
Controlled Substance	04/28/2022	Cash		Cash Forfeiture	Administrative Forfeiture	1,420	---	---	1,420
Controlled Substance	06/14/2022	Cash		Cash Forfeiture	Administrative Forfeiture	1,850	---	---	1,850
Controlled Substance	04/21/2022	Cash		Cash Forfeiture	Administrative Forfeiture	2,900	---	---	2,900
Controlled Substance	09/23/2022	Vehicle	2012 Subaru Impreza	Property Sold	Administrative Forfeiture	4,815	1,902	---	2,913
Controlled Substance	03/17/2022	Cash		Cash Forfeiture	Administrative Forfeiture	3,000	---	---	3,000
Controlled Substance	04/12/2022	Cash		Cash Forfeiture	Administrative Forfeiture	3,507	---	---	3,507
DUI-Related	10/07/2022	Vehicle	2012 Lincoln MKZ AWD	Property Sold	Administrative Forfeiture	6,555	21	---	6,534
Agency Total						\$37,102	\$1,923	\$475	\$34,704

*When expenses exceed the gross amount received, the net proceeds available for distribution are shown as zero.

Table 2A
Property Seized Subject to State Forfeiture - Final Disposition - 2022
Sorted by Agency and Net Proceeds

Entity and Crime	Disposition Date	Type of Property	Property Detail	Disposition of Property	Basis of Disposition	Gross Sales	Expenses Paid	Amount Returned	Net Proceeds*
Ramsey County Sheriff's Office									
DUI-Related	02/22/2022	Vehicle	2005 Jeep Cherokee/Wagoneer	Property Abandoned	Court Ordered Return	---	---	---	---
Fleeing a Peace Officer	12/06/2022	Vehicle	2001 Honda Accord	Property Abandoned	Court Ordered Return	---	---	---	---
Fleeing a Peace Officer	09/30/2022	Vehicle	2010 Ford Fusion	Salvage Yard	Court Ordered Return	---	---	---	---
Fleeing a Peace Officer	02/02/2022	Vehicle	1993 Ford Thunderbird	Returned to Owner	Agreement	139	139	---	---
Fleeing a Peace Officer	08/08/2022	Vehicle	2009 Chevrolet Impala	Returned to Owner	Court Ordered Return	139	139	---	---
DUI-Related	11/17/2022	Vehicle	1991 Volvo 740 Wagon	Property Sold	Administrative Forfeiture	195	195	---	---
Fleeing a Peace Officer	12/13/2022	Vehicle	2005 Chrysler PT Cruiser	Returned to Owner	Court Ordered Return	251	251	---	---
DUI-Related	12/02/2022	Vehicle	1995 Honda Accord	Property Sold	Administrative Forfeiture	280	280	---	---
DUI-Related	12/05/2022	Vehicle	1994 Acura Integra	Property Sold	Administrative Forfeiture	420	420	---	---
DUI-Related	11/15/2022	Vehicle	2008 Acura TL	Returned to Owner	Agreement	699	699	---	---
Fleeing a Peace Officer	04/22/2022	Vehicle	2005 Acura TL	Returned to Owner	Agreement	700	700	---	---
DUI-Related	11/17/2022	Vehicle	2004 Buick LeSabre	Property Sold	Administrative Forfeiture	708	708	---	---
DUI-Related	11/17/2022	Vehicle	2005 Toyota Scion	Property Sold	Administrative Forfeiture	869	869	---	---
DUI-Related	12/05/2022	Vehicle	2002 Ford F150	Returned to Owner	Court Ordered Return	1,000	1,000	---	---
DUI-Related	11/17/2022	Vehicle	2006 Chevrolet Blazer	Property Sold	Administrative Forfeiture	1,030	1,030	---	---
DUI-Related	03/15/2022	Vehicle	2021 Hyundai Palisade	Returned per Agreement	Agreement	1,099	1,099	---	---
DUI-Related	10/24/2022	Vehicle	2011 Cadillac Escalade 2WD	Returned to Lienholder	Agreement	1,099	1,099	---	---
DUI-Related	04/19/2022	Vehicle	2013 Mitsubishi Outlander Sport 2WD	Returned to Owner	Court Ordered Return	1,099	1,099	---	---
DUI-Related	04/22/2022	Vehicle	2014 Nissan Versa	Returned per Agreement	Agreement	1,099	1,099	---	---
DUI-Related	03/08/2022	Vehicle	2019 Ram 1500 4WD	Returned per Agreement	Agreement	1,099	1,099	---	---
DUI-Related	11/09/2022	Vehicle	2019 Jeep Wrangler Unlimited 4WD	Returned per Agreement	Agreement	1,099	1,099	---	---
DUI-Related	04/01/2022	Vehicle	2008 Honda Accord	Returned per Agreement	Agreement	1,099	1,099	---	---
DUI-Related	11/17/2022	Vehicle	2001 Lincoln Continental	Property Sold	Administrative Forfeiture	1,159	1,159	---	---
DUI-Related	08/24/2022	Vehicle	2008 Hummer H3	Returned per Agreement	Agreement	1,199	1,199	---	---
DUI-Related	11/17/2022	Vehicle	2004 Ford E250	Property Sold	Administrative Forfeiture	1,446	1,446	---	---
DUI-Related	11/17/2022	Vehicle	2009 Nissan Altima	Property Sold	Administrative Forfeiture	1,497	1,497	---	---
DUI-Related	11/17/2022	Vehicle	2005 Kia Optima	Property Sold	Administrative Forfeiture	1,536	1,536	---	---
DUI-Related	10/22/2022	Vehicle	2003 Mercury Grand Marquis	Property Sold	Administrative Forfeiture	1,656	1,656	---	---
DUI-Related	11/17/2022	Vehicle	2004 Toyota Camry	Property Sold	Administrative Forfeiture	3,268	3,268	---	---
DUI-Related	11/17/2022	Vehicle	2012 Chevrolet Traverse AWD	Property Sold	Administrative Forfeiture	4,439	4,439	---	---
DUI-Related	11/17/2022	Vehicle	2016 Nissan Pathfinder	Property Sold	Administrative Forfeiture	9,975	9,975	---	---
DUI-Related	03/17/2022	Vehicle	2005 Volkswagen Touareg	Property Sold	Administrative Forfeiture	1,350	1,345	---	5
DUI-Related	03/11/2022	Vehicle	1998 Dodge Ram	Property Sold	Administrative Forfeiture	2,783	1,932	---	851
DUI-Related	03/14/2022	Vehicle	2009 Toyota Corolla	Property Sold	Administrative Forfeiture	3,082	2,013	---	1,069

*When expenses exceed the gross amount received, the net proceeds available for distribution are shown as zero.

Table 2A
Property Seized Subject to State Forfeiture - Final Disposition - 2022
Sorted by Agency and Net Proceeds

Entity and Crime	Disposition Date	Type of Property	Property Detail	Disposition of Property	Basis of Disposition	Gross Sales	Expenses Paid	Amount Returned	Net Proceeds*
Ramsey County Sheriff's Office (Continued)									
DUI-Related	02/24/2022	Vehicle	2014 Ford Fusion	Returned to Lienholder	Agreement	1,099	---	---	1,099
Agency Total						\$48,612	\$45,588	\$---	\$3,024
Ramsey County Violent Crime Enforcement Team									
Controlled Substance	02/08/2022	Firearm	Taurus - 9 Millimeter - Pistol	Property Destroyed	Administrative Forfeiture	---	---	---	---
Controlled Substance	02/08/2022	Firearm	Iver-Johnson - 0.32 Caliber - Revolver	Property Destroyed	Administrative Forfeiture	---	---	---	---
Controlled Substance	08/18/2022	Firearm	Glock - 0.22 Caliber - Pistol	Property Destroyed	Administrative Forfeiture	---	---	---	---
Controlled Substance	08/18/2022	Firearm	Smith and Wesson - 9 Millimeter - Pistol	Property Destroyed	Administrative Forfeiture	---	---	---	---
Controlled Substance	08/18/2022	Firearm	Kahr Arms - 0.4 Caliber - Pistol	Property Destroyed	Administrative Forfeiture	---	---	---	---
Controlled Substance	12/13/2022	Firearm	Colt - 5 Millimeter - Pistol	Property Destroyed	Administrative Forfeiture	---	---	---	---
Controlled Substance	12/13/2022	Firearm	Global Coordinates - 10 Millimeter - Pistol	Property Abandoned	Administrative Forfeiture	---	---	---	---
Controlled Substance	05/26/2022	Other		Returned to Owner	Administrative Forfeiture	57,004	---	57,004	---
Controlled Substance	12/13/2022	Cash		Cash Forfeiture	Administrative Forfeiture	1,631	---	---	1,631
Controlled Substance	12/13/2022	Cash		Cash Forfeiture	Administrative Forfeiture	1,786	---	---	1,786
Controlled Substance	12/13/2022	Cash		Cash Forfeiture	Administrative Forfeiture	2,330	---	---	2,330
Controlled Substance	11/08/2022	Cash		Cash Forfeiture	Administrative Forfeiture	4,800	---	2,400	2,400
Controlled Substance	09/12/2022	Vehicle	2013 Dodge Dart GT	Property Sold	Administrative Forfeiture	4,400	600	---	3,800
Controlled Substance	08/18/2022	Cash		Cash Forfeiture	Administrative Forfeiture	4,084	---	---	4,084
Controlled Substance	04/01/2022	Vehicle	2011 Jeep Cherokee 4WD	Property Sold	Administrative Forfeiture	4,750	600	---	4,150
Controlled Substance	02/08/2022	Cash		Cash Forfeiture	Administrative Forfeiture	5,002	---	---	5,002
Controlled Substance	09/12/2022	Vehicle	2013 Nissan Maxima	Property Sold	Administrative Forfeiture	6,025	600	---	5,425
Controlled Substance	08/26/2022	Cash		Cash Forfeiture	Administrative Forfeiture	6,565	---	---	6,565
Controlled Substance	12/28/2022	Cash		Cash Forfeiture	Administrative Forfeiture	18,320	---	8,000	10,320
Controlled Substance	08/18/2022	Cash		Cash Forfeiture	Administrative Forfeiture	44,089	---	---	44,089
Agency Total						\$160,786	\$1,800	\$67,404	\$91,582
Ramsey Police Department									
DUI-Related	02/08/2022	Vehicle	2017 Chevrolet Silverado	Returned to Lienholder	Agreement	615	615	---	---
Controlled Substance	08/26/2022	Cash		Cash Forfeiture	Administrative Forfeiture	870	---	---	870
Agency Total						\$1,485	\$615	\$---	\$870

*When expenses exceed the gross amount received, the net proceeds available for distribution are shown as zero.

Table 2A
Property Seized Subject to State Forfeiture - Final Disposition - 2022
Sorted by Agency and Net Proceeds

Entity and Crime	Disposition Date	Type of Property	Property Detail	Disposition of Property	Basis of Disposition	Gross Sales	Expenses Paid	Amount Returned	Net Proceeds*
Red Wing Police Department									
Controlled Substance	11/02/2022	Vehicle	2000 Chevrolet Impala	Salvage Yard	Administrative Forfeiture	130	130	---	---
Fleeing a Peace Officer	11/02/2022	Vehicle	2005 Honda Accord	Salvage Yard	Agreement	130	238	---	---
DUI-Related	11/02/2022	Vehicle	2000 Saturn SL	Salvage Yard	Administrative Forfeiture	130	225	---	---
DUI-Related	11/02/2022	Vehicle	2005 Nissan Altima	Salvage Yard	Administrative Forfeiture	130	127	---	3
DUI-Related	11/02/2022	Vehicle	2005 Ford Freestar Cargo Van FWD	Salvage Yard	Administrative Forfeiture	130	121	---	9
DUI-Related	11/02/2022	Vehicle	2002 Volkswagen Passat	Salvage Yard	Administrative Forfeiture	130	116	---	14
DUI-Related	11/02/2022	Vehicle	2006 Ford Focus	Salvage Yard	Administrative Forfeiture	130	102	---	28
Controlled Substance	11/02/2022	Vehicle	2006 Cadillac Catera	Salvage Yard	Administrative Forfeiture	130	101	---	29
Controlled Substance	12/22/2022	Vehicle	2008 Chevrolet Cobalt	Salvage Yard	Administrative Forfeiture	130	101	---	29
DUI-Related	11/02/2022	Vehicle	1999 Dodge Dakota Pickup 4WD	Salvage Yard	Administrative Forfeiture	150	120	---	30
Controlled Substance	11/02/2022	Vehicle	1999 Buick Century	Salvage Yard	Administrative Forfeiture	130	95	---	35
Controlled Substance	11/02/2022	Vehicle	1999 Dodge Ram	Salvage Yard	Administrative Forfeiture	150	95	---	55
DUI-Related	12/15/2022	Vehicle	2003 Dodge Dakota Pickup 4WD	Property Sold	Administrative Forfeiture	2,000	385	---	1,615
DUI-Related	12/15/2022	Vehicle	2011 Nissan Rogue	Property Sold	Administrative Forfeiture	5,200	645	---	4,555
Agency Total						\$8,800	\$2,601	\$---	\$6,402
Redwood Falls Police Department									
Fleeing a Peace Officer	12/08/2022	Vehicle	2005 Chevrolet Malibu	Salvage Yard	Judicial Forfeiture	---	147	---	---
Agency Total						\$---	\$147	\$---	\$---
Renville County Sheriff's Office									
Controlled Substance	06/10/2022	Vehicle	2005 Jeep Liberty/Cherokee 4WD	Property Sold	Administrative Forfeiture	---	---	---	---
DUI-Related	03/18/2022	Vehicle	1998 Ford Windstar	Property Sold	Administrative Forfeiture	435	4,360	---	---
DUI-Related	03/29/2022	Vehicle	2007 Chevrolet Silverado	Returned to Lienholder	Administrative Forfeiture	1,904	3,060	---	---
DUI-Related	03/18/2022	Vehicle	2003 Mazda 6 Sport Wagon	Property Sold	Administrative Forfeiture	1,310	1,095	---	215
DUI-Related	03/18/2022	Vehicle	2010 Ford Edge	Property Sold	Administrative Forfeiture	2,875	2,625	---	250
Controlled Substance	03/18/2022	Vehicle	2002 Chevrolet Silverado	Property Sold	Administrative Forfeiture	1,326	971	---	355
Controlled Substance	03/18/2022	Vehicle	2001 Ford F250	Property Sold	Administrative Forfeiture	3,406	1,453	---	1,953
Agency Total						\$11,256	\$13,564	\$---	\$2,773

*When expenses exceed the gross amount received, the net proceeds available for distribution are shown as zero.

Table 2A
Property Seized Subject to State Forfeiture - Final Disposition - 2022
Sorted by Agency and Net Proceeds

Entity and Crime	Disposition Date	Type of Property	Property Detail	Disposition of Property	Basis of Disposition	Gross Sales	Expenses Paid	Amount Returned	Net Proceeds*
Rice County Sheriff's Office									
DUI-Related	02/04/2022	ATV	1986 Yamaha YFM200DX	Salvage Yard	Administrative Forfeiture	---	174	---	---
DUI-Related	02/23/2022	Vehicle	2014 Buick Enclave AWD	Returned per Agreement	Court Ordered Return	---	---	---	---
Theft	05/04/2022	Vehicle	2001 GMC Sierra 2500 4WD	Returned to Owner	Court Ordered Return	---	---	---	---
DUI-Related	05/05/2022	Vehicle	2012 Dodge Caravan	Returned to Owner	Court Ordered Return	---	---	---	---
DUI-Related	05/13/2022	Vehicle	2007 Honda Civic	Property Sold	Administrative Forfeiture	300	242	---	58
DUI-Related	05/13/2022	Vehicle	2004 Pontiac Grand Prix	Property Sold	Administrative Forfeiture	225	126	---	99
Theft	02/04/2022	Vehicle	1997 Lexus ES 300	Property Sold	Judicial Forfeiture	200	25	---	175
Receiving Stolen Property	02/04/2022	Vehicle	2002 Ford F250	Property Sold	Judicial Forfeiture	575	194	---	381
DUI-Related	02/04/2022	Vehicle	2006 Mercury Mariner	Property Sold	Administrative Forfeiture	675	133	---	542
DUI-Related	02/04/2022	Vehicle	2006 Ford Escape	Property Sold	Administrative Forfeiture	700	133	---	567
Burglary	08/25/2022	Vehicle	2007 GMC Yukon 1500 4WD	Property Sold	Administrative Forfeiture	1,746	234	---	1,512
DUI-Related	08/26/2022	Vehicle	2009 Subaru Outback AWD	Property Sold	Administrative Forfeiture	1,899	196	---	1,703
DUI-Related	01/01/2022	Vehicle	2007 Ford Expedition	Property Sold	Administrative Forfeiture	3,500	127	---	3,373
DUI-Related	03/01/2022	Vehicle	2011 Ford F150	Property Sold	Administrative Forfeiture	22,596	426	---	22,170
Agency Total						\$32,416	\$2,010	\$---	\$30,580
Rice Police Department									
Fleeing a Peace Officer	10/26/2022	Motorcycle	2009 Harley-Davidson Sportster	Returned to Owner	Court Ordered Return	3,250	275	975	2,000
Agency Total						\$3,250	\$275	\$975	\$2,000

*When expenses exceed the gross amount received, the net proceeds available for distribution are shown as zero.

Table 2A
Property Seized Subject to State Forfeiture - Final Disposition - 2022
Sorted by Agency and Net Proceeds

Entity and Crime	Disposition Date	Type of Property	Property Detail	Disposition of Property	Basis of Disposition	Gross Sales	Expenses Paid	Amount Returned	Net Proceeds*
Richfield Police Department									
Firearm Possession	05/20/2022	Firearm	Glock - 0.4 Caliber - Pistol	Property Destroyed	Agreement	---	---	---	---
Firearm Possession	05/20/2022	Firearm	Smith and Wesson - 9 Millimeter - Pistol	Property Destroyed	Agreement	---	---	---	---
Firearm Possession	05/16/2022	Firearm	Smith and Wesson - 9 Millimeter - Pistol	Property Destroyed	Agreement	---	---	---	---
Controlled Substance	04/12/2022	Firearm	Glock - 9 Millimeter - Pistol	Property Destroyed	Administrative Forfeiture	---	---	---	---
Firearm Possession	01/07/2022	Firearm	H&K - 9 Millimeter - Pistol	Retained for Destruction	Agreement	---	---	---	---
Controlled Substance	07/21/2022	Firearm	Smith and Wesson - 9 Millimeter - Pistol	Property Destroyed	Administrative Forfeiture	---	---	---	---
Controlled Substance	08/23/2022	Firearm	Glock - 9 Millimeter - Pistol	Retained for Destruction	Administrative Forfeiture	---	---	---	---
Controlled Substance	06/10/2022	Cash		Cash Forfeiture	Administrative Forfeiture	772	---	---	772
Controlled Substance	07/22/2022	Cash		Cash Forfeiture	Administrative Forfeiture	2,231	---	---	2,231
Controlled Substance	08/23/2022	Cash		Cash Forfeiture	Administrative Forfeiture	2,318	---	---	2,318
Controlled Substance	06/10/2022	Cash		Cash Forfeiture	Administrative Forfeiture	2,335	---	---	2,335
Controlled Substance	07/21/2022	Cash		Cash Forfeiture	Administrative Forfeiture	2,967	---	---	2,967
Controlled Substance	08/23/2022	Cash		Cash Forfeiture	Administrative Forfeiture	5,370	---	---	5,370
Controlled Substance	08/23/2022	Cash		Cash Forfeiture	Administrative Forfeiture	6,894	---	---	6,894
Controlled Substance	07/21/2022	Cash		Cash Forfeiture	Administrative Forfeiture	13,935	---	---	13,935
Controlled Substance	11/29/2022	Cash		Cash Forfeiture	Administrative Forfeiture	18,663	---	---	18,663
Agency Total						\$55,485	\$---	\$---	\$55,485

*When expenses exceed the gross amount received, the net proceeds available for distribution are shown as zero.

Table 2A
Property Seized Subject to State Forfeiture - Final Disposition - 2022
Sorted by Agency and Net Proceeds

Entity and Crime	Disposition Date	Type of Property	Property Detail	Disposition of Property	Basis of Disposition	Gross Sales	Expenses Paid	Amount Returned	Net Proceeds*
Robbinsdale Police Department									
DUI-Related	11/30/2022	Vehicle	2007 Hyundai Elantra	Property Destroyed	Administrative Forfeiture	---	---	---	---
DUI-Related	12/15/2022	Vehicle	2006 Jeep Grand Cherokee 4WD	Property Destroyed	Administrative Forfeiture	---	---	---	---
DUI-Related	01/14/2022	Vehicle	2003 Chevrolet Silverado	Property Destroyed	Administrative Forfeiture	---	---	---	---
Fleeing a Peace Officer	11/03/2022	Vehicle	1999 Ford Expedition	Property Destroyed	Administrative Forfeiture	---	---	---	---
Fleeing a Peace Officer	11/03/2022	Vehicle	2007 Chevrolet Impala	Property Destroyed	Administrative Forfeiture	---	---	---	---
Fleeing a Peace Officer	11/03/2022	Vehicle	2003 Nissan Pathfinder	Returned to Owner	Administrative Forfeiture	---	---	---	---
Fleeing a Peace Officer	11/03/2022	Vehicle	2006 Lincoln Zephyr	Returned to Owner	Administrative Forfeiture	---	---	---	---
DUI-Related	12/20/2022	Vehicle	2004 GMC Yukon Denali XL 1500 AWD	Returned to Owner	Administrative Forfeiture	500	300	---	200
DUI-Related	06/27/2022	Vehicle	2004 Saturn Ion	Property Sold	Administrative Forfeiture	900	390	---	510
DUI-Related	08/22/2022	Vehicle	2014 Kia Forte 5	Returned to Lienholder	Administrative Forfeiture	1,300	500	---	800
DUI-Related	06/27/2022	Vehicle	2008 Ford Taurus	Property Sold	Administrative Forfeiture	1,300	430	---	870
DUI-Related	08/03/2022	Vehicle	2020 Toyota Corolla	Returned to Lienholder	Court Ordered Return	1,300	300	---	1,000
DUI-Related	12/01/2022	Vehicle	2018 Chevrolet Equinox	Returned to Lienholder	Administrative Forfeiture	1,300	300	---	1,000
DUI-Related	03/31/2022	Vehicle	2015 Ford Edge	Returned to Lienholder	Administrative Forfeiture	1,300	300	---	1,000
DUI-Related	08/18/2022	Vehicle	2015 GMC Acadia AWD	Returned to Lienholder	Administrative Forfeiture	1,300	300	---	1,000
DUI-Related	06/27/2022	Vehicle	2005 Buick Rendezvous AWD	Property Sold	Administrative Forfeiture	1,600	460	---	1,140
DUI-Related	06/27/2022	Vehicle	2004 Mazda 6	Property Sold	Administrative Forfeiture	2,000	500	---	1,500
DUI-Related	06/27/2022	Vehicle	2005 Porsche Cayenne	Property Sold	Administrative Forfeiture	2,000	500	---	1,500
DUI-Related	05/03/2022	Vehicle	2018 Acura TLX	Returned to Owner	Agreement	2,500	300	660	1,540
DUI-Related	01/01/2022	Vehicle	1988 Ford Mustang	Property Sold	Administrative Forfeiture	3,200	620	---	2,580
DUI-Related	06/27/2022	Vehicle	2007 Acura TL	Property Sold	Administrative Forfeiture	5,750	875	---	4,875
DUI-Related	06/27/2022	Vehicle	2018 Mitsubishi Mirage	Property Sold	Administrative Forfeiture	8,000	1,100	---	6,900
Agency Total						\$34,250	\$7,175	\$660	\$26,415

*When expenses exceed the gross amount received, the net proceeds available for distribution are shown as zero.

Table 2A
Property Seized Subject to State Forfeiture - Final Disposition - 2022
Sorted by Agency and Net Proceeds

Entity and Crime	Disposition Date	Type of Property	Property Detail	Disposition of Property	Basis of Disposition	Gross Sales	Expenses Paid	Amount Returned	Net Proceeds*
Rochester Police Department									
Controlled Substance	10/06/2022	Vehicle	2008 Honda Accord	Returned to Owner	Agreement	---	---	---	---
DUI-Related	04/18/2022	Vehicle	2002 Acura MDX	Property Retained	Administrative Forfeiture	---	---	---	---
Controlled Substance	10/27/2022	Vehicle	2005 Volkswagen Passat	Returned to Lienholder	Administrative Forfeiture	108	108	---	---
Controlled Substance	11/21/2022	Vehicle	2006 Audi A3	Returned to Lienholder	Administrative Forfeiture	265	265	---	---
Controlled Substance	03/28/2022	Vehicle	2012 Chevrolet Malibu	Returned to Owner	Agreement	250	114	---	136
DUI-Related	02/04/2022	Vehicle	2005 Buick LeSabre	Returned to Owner	Agreement	250	7	---	243
DUI-Related	10/27/2022	Vehicle	2000 Chevrolet 1500	Property Sold	Administrative Forfeiture	390	142	---	248
DUI-Related	01/25/2022	Vehicle	2005 Hyundai Sante Fe	Returned to Owner	Agreement	400	100	---	300
DUI-Related	01/24/2022	Vehicle	2021 Toyota Camry	Returned to Owner	Agreement	500	122	---	378
DUI-Related	10/21/2022	Vehicle	2005 Honda Pilot 2WD	Returned to Owner	Agreement	500	116	---	384
Controlled Substance	10/05/2022	Vehicle	2018 Nissan Sentra	Returned to Owner	Agreement	500	114	---	386
Controlled Substance	04/18/2022	Vehicle	2015 Kia K900	Returned to Owner	Agreement	500	100	---	400
Controlled Substance	04/18/2022	Vehicle	1988 Chevrolet Monte Carlo	Returned to Owner	Agreement	500	100	---	400
Controlled Substance	04/18/2022	Motorcycle	2003 Suzuki GSX600	Returned to Owner	Agreement	500	100	---	400
DUI-Related	11/21/2022	Vehicle	2005 Ford Five Hundred Sedan	Property Sold	Administrative Forfeiture	585	137	---	448
DUI-Related	10/20/2022	Vehicle	2007 Chrysler Aspen 4WD	Returned to Owner	Agreement	700	100	---	600
DUI-Related	11/21/2022	Vehicle	2004 Chevrolet Suburban	Property Sold	Administrative Forfeiture	845	159	---	686
DUI-Related	01/27/2022	Vehicle	2012 Chevrolet Cruze	Returned to Owner	Agreement	850	140	---	710
DUI-Related	10/27/2022	Vehicle	2004 Saturn Vue AWD	Property Sold	Administrative Forfeiture	950	134	---	816
DUI-Related	10/27/2022	Vehicle	2004 Ford Escape	Property Sold	Administrative Forfeiture	1,050	142	---	908
DUI-Related	10/05/2022	Vehicle	2001 BMW Z3 Coupe	Property Sold	Administrative Forfeiture	2,510	142	---	2,368
DUI-Related	02/11/2022	Vehicle	2007 Chevrolet Tahoe	Returned to Lienholder	Agreement	2,900	100	---	2,800
Agency Total						\$15,053	\$2,442	\$---	\$12,611

*When expenses exceed the gross amount received, the net proceeds available for distribution are shown as zero.

Table 2A
Property Seized Subject to State Forfeiture - Final Disposition - 2022
Sorted by Agency and Net Proceeds

Entity and Crime	Disposition Date	Type of Property	Property Detail	Disposition of Property	Basis of Disposition	Gross Sales	Expenses Paid	Amount Returned	Net Proceeds*
Rogers Police Department									
Theft	01/01/2022	Vehicle	2014 GMC Sierra 1500	Returned to Owner	Court Ordered Return	150	150	---	---
DUI-Related	01/01/2022	Vehicle	2010 Scion xB	Returned to Lienholder	Agreement	150	150	---	---
DUI-Related	01/01/2022	Vehicle	1999 Plymouth Voyager	Returned to Owner	Agreement	150	150	---	---
DUI-Related	01/01/2022	Vehicle	2015 Ford Focus	Returned to Owner	Agreement	170	170	---	---
DUI-Related	01/01/2022	Vehicle	2003 Pontiac Grand Prix	Property Sold	Administrative Forfeiture	154	150	---	4
Controlled Substance	01/01/2022	Vehicle	2003 Volkswagen Jetta	Property Sold	Administrative Forfeiture	160	150	---	10
Controlled Substance	01/01/2022	Cash		Cash Forfeiture	Administrative Forfeiture	104	---	---	104
DUI-Related	01/01/2022	Vehicle	2003 Chevrolet Malibu	Property Sold	Administrative Forfeiture	260	150	---	110
DUI-Related	01/01/2022	Vehicle	2004 Chevrolet Monte Carlo	Property Sold	Administrative Forfeiture	776	150	---	626
Controlled Substance	01/01/2022	Cash		Cash Forfeiture	Administrative Forfeiture	839	---	---	839
Controlled Substance	08/18/2022	Cash		Cash Forfeiture	Administrative Forfeiture	1,858	100	557	1,201
Controlled Substance	01/01/2022	Vehicle	2001 Ford Explorer	Property Sold	Administrative Forfeiture	1,395	186	---	1,209
DUI-Related	01/01/2022	Vehicle	2008 Pontiac Grand Prix	Property Sold	Administrative Forfeiture	1,320	---	---	1,320
DUI-Related	01/01/2022	Vehicle	1995 Mitsubishi Truck 2WD	Property Sold	Administrative Forfeiture	1,490	---	---	1,490
DUI-Related	01/01/2022	Vehicle	2012 Volkswagen Jetta	Property Sold	Administrative Forfeiture	2,836	---	---	2,836
Agency Total						\$11,812	\$1,506	\$557	\$9,749
Roseau Police Department									
DUI-Related	06/20/2022	Vehicle	1997 Ford Taurus	Salvage Yard	Administrative Forfeiture	183	125	---	58
Agency Total						\$183	\$125	\$---	\$58
Rosemount Police Department									
DUI-Related	01/14/2022	Vehicle	2002 Oldsmobile Intrigue	Property Forwarded	Administrative Forfeiture	---	---	---	---
DUI-Related	04/13/2022	Vehicle	2003 Acura TL	Property Forwarded	Administrative Forfeiture	---	---	---	---
DUI-Related	05/05/2022	Vehicle	2019 Jeep Grand Cherokee 4WD	Returned to Lienholder	Administrative Forfeiture	---	---	---	---
DUI-Related	08/15/2022	Vehicle	2018 Nissan Sentra	Property Forwarded	Administrative Forfeiture	---	---	---	---
DUI-Related	02/03/2022	Vehicle	2006 Dodge Ram	Property Sold	Administrative Forfeiture	3,825	1,680	---	2,145
Fleeing a Peace Officer	01/19/2022	Vehicle	2003 Audi RS6	Property Sold	Judicial Forfeiture	7,000	3,191	---	3,809
Agency Total						\$10,825	\$4,871	\$---	\$5,954
Roseville Police Department									
Controlled Substance	12/13/2022	Cash		Cash Forfeiture	Administrative Forfeiture	2,000	---	---	2,000
Agency Total						\$2,000	\$---	\$---	\$2,000

*When expenses exceed the gross amount received, the net proceeds available for distribution are shown as zero.

Table 2A
Property Seized Subject to State Forfeiture - Final Disposition - 2022
Sorted by Agency and Net Proceeds

Entity and Crime	Disposition Date	Type of Property	Property Detail	Disposition of Property	Basis of Disposition	Gross Sales	Expenses Paid	Amount Returned	Net Proceeds*
Royalton Police Department									
DUI-Related	05/03/2022	Vehicle	2003 Dodge Dakota Pickup 4WD	Property Sold	Administrative Forfeiture	500	53	---	447
DUI-Related	05/03/2022	Vehicle	2003 Ford F150	Property Sold	Administrative Forfeiture	1,400	85	---	1,315
Agency Total						\$1,900	\$138	\$---	\$1,762
Saint Anthony Police Department									
DUI-Related	08/12/2022	Vehicle	2015 Honda Accord	Returned to Lienholder	Administrative Forfeiture	1,091	1,091	---	---
Controlled Substance	03/25/2022	Cash		Returned to Owner	Court Ordered Return	1,480	---	1,480	---
DUI-Related	05/25/2022	Vehicle	2005 Toyota Sienna	Property Sold	Administrative Forfeiture	552	182	---	370
DUI-Related	11/18/2022	Vehicle	2001 Chevrolet Tahoe	Property Sold	Administrative Forfeiture	678	182	---	496
DUI-Related	11/18/2022	Vehicle	2007 Honda Odyssey	Property Sold	Administrative Forfeiture	1,426	182	---	1,244
Agency Total						\$5,227	\$1,637	\$1,480	\$2,110
Saint Cloud Police Department									
DUI-Related	02/11/2022	Vehicle	2020 Kia Sportage 2WD	Returned to Owner	Agreement	---	161	---	---
Controlled Substance	05/20/2022	Vehicle	1995 Buick Century	Returned to Owner	Agreement	---	281	---	---
DUI-Related	11/03/2022	Vehicle	2013 Hyundai Elantra Coupe	Returned per Agreement	Agreement	---	---	---	---
DUI-Related	12/15/2022	Vehicle	2011 Chrysler 200	Returned per Agreement	Agreement	---	---	---	---
DUI-Related	04/06/2022	Vehicle	2014 Dodge Ram	Property Retained	Administrative Forfeiture	---	177	---	---
DUI-Related	02/01/2022	Vehicle	2014 Jeep Cherokee 4WD	Property Retained	Administrative Forfeiture	---	378	---	---
Fleeing a Peace Officer	07/20/2022	Vehicle	2001 Buick LeSabre	Returned to Owner	Agreement	---	241	---	---
Fleeing a Peace Officer	06/29/2022	Vehicle	2017 Nissan Rogue	Returned to Owner	Court Ordered Return	---	164	---	---
Controlled Substance	03/31/2022	Firearm	Springfield - 0.45 Caliber - Pistol	Property Destroyed	Administrative Forfeiture	---	---	---	---
Prostitution	03/04/2022	Cash		Returned to Owner	Agreement	60	---	60	---
Prostitution	05/23/2022	Cash		Returned to Owner	Agreement	60	---	60	---
DUI-Related	02/25/2022	Vehicle	2004 Chevrolet TrailBlazer	Returned to Owner	Agreement	85	208	---	---
Prostitution	05/27/2022	Cash		Returned to Owner	Agreement	100	---	100	---
Prostitution	05/04/2022	Cash		Returned to Owner	Agreement	120	---	120	---
DUI-Related	08/19/2022	Vehicle	2014 Chevrolet Equinox	Returned to Owner	Court Ordered Return	134	235	---	---
Prostitution	05/04/2022	Cash		Returned to Owner	Agreement	160	---	160	---
Prostitution	10/03/2022	Cash		Returned to Owner	Agreement	200	---	200	---
Prostitution	10/03/2022	Cash		Returned to Owner	Agreement	200	---	200	---
Controlled Substance	10/18/2022	Vehicle	2020 Jeep Grand Cherokee 4WD	Returned to Owner	Agreement	410	410	---	---
Fleeing a Peace Officer	02/02/2022	Vehicle	2014 Ford Explorer	Returned to Lienholder	Agreement	428	428	---	---
Controlled Substance	06/24/2022	Vehicle	2012 Dodge Avenger	Returned to Lienholder	Agreement	511	511	---	---
DUI-Related	05/24/2022	Vehicle	2015 Nissan Altima	Returned to Lienholder	Agreement	527	527	---	---

*When expenses exceed the gross amount received, the net proceeds available for distribution are shown as zero.

Table 2A
Property Seized Subject to State Forfeiture - Final Disposition - 2022
Sorted by Agency and Net Proceeds

Entity and Crime	Disposition Date	Type of Property	Property Detail	Disposition of Property	Basis of Disposition	Gross Sales	Expenses Paid	Amount Returned	Net Proceeds*
Saint Cloud Police Department (Continued)									
DUI-Related	07/26/2022	Vehicle	2020 Volkswagen Passat	Returned to Lienholder	Agreement	527	527	---	---
DUI-Related	04/13/2022	Vehicle	2016 Buick LaCrosse	Returned to Lienholder	Agreement	527	527	---	---
DUI-Related	03/24/2022	Vehicle	2007 Buick LaCrosse	Returned to Lienholder	Agreement	623	623	---	---
DUI-Related	10/06/2022	Vehicle	2018 Subaru Legacy	Returned to Lienholder	Agreement	639	639	---	---
Controlled Substance	04/05/2022	Vehicle	2015 Nissan Rogue	Returned to Owner	Agreement	652	652	---	---
Controlled Substance	05/04/2022	Vehicle	2003 Cadillac DeVille/Concourse	Property Sold	Administrative Forfeiture	850	850	---	---
DUI-Related	12/07/2022	Vehicle	2003 Ford Focus	Property Sold	Administrative Forfeiture	170	155	---	15
Prostitution	10/18/2022	Cash		Cash Forfeiture	Agreement	60	---	---	60
Prostitution	05/18/2022	Cash		Cash Forfeiture	Agreement	60	---	---	60
Controlled Substance	06/28/2022	Cash		Cash Forfeiture	Administrative Forfeiture	68	---	---	68
Prostitution	10/18/2022	Cash		Cash Forfeiture	Agreement	80	---	---	80
Prostitution	04/26/2022	Cash		Cash Forfeiture	Agreement	99	---	---	99
Prostitution	07/28/2022	Cash		Cash Forfeiture	Agreement	100	---	---	100
Prostitution	12/06/2022	Cash		Cash Forfeiture	Agreement	100	---	---	100
Prostitution	12/06/2022	Cash		Cash Forfeiture	Agreement	100	---	---	100
Prostitution	12/06/2022	Cash		Cash Forfeiture	Agreement	100	---	---	100
Prostitution	04/26/2022	Cash		Cash Forfeiture	Agreement	100	---	---	100
Prostitution	04/26/2022	Cash		Cash Forfeiture	Agreement	100	---	---	100
Controlled Substance	10/06/2022	Cash		Cash Forfeiture	Administrative Forfeiture	109	---	---	109
Prostitution	03/03/2022	Cash		Cash Forfeiture	Agreement	120	---	---	120
Prostitution	05/18/2022	Cash		Cash Forfeiture	Agreement	130	---	---	130
Prostitution	08/26/2022	Cash		Cash Forfeiture	Agreement	140	---	---	140
Prostitution	04/04/2022	Cash		Cash Forfeiture	Agreement	140	---	---	140
Prostitution	04/26/2022	Cash		Cash Forfeiture	Agreement	140	---	---	140
Prostitution	12/06/2022	Cash		Cash Forfeiture	Agreement	140	---	---	140
Controlled Substance	01/31/2022	Cash		Cash Forfeiture	Administrative Forfeiture	141	---	---	141
Prostitution	04/04/2022	Cash		Cash Forfeiture	Agreement	150	---	---	150
Prostitution	01/31/2022	Cash		Cash Forfeiture	Agreement	160	---	---	160
Prostitution	02/16/2022	Cash		Cash Forfeiture	Agreement	160	---	---	160
Prostitution	04/01/2022	Cash		Cash Forfeiture	Agreement	160	---	---	160
Prostitution	04/01/2022	Cash		Cash Forfeiture	Agreement	160	---	---	160
Prostitution	04/26/2022	Cash		Cash Forfeiture	Agreement	160	---	---	160
Prostitution	05/18/2022	Cash		Cash Forfeiture	Agreement	160	---	---	160
Prostitution	05/18/2022	Cash		Cash Forfeiture	Agreement	160	---	---	160

*When expenses exceed the gross amount received, the net proceeds available for distribution are shown as zero.

Table 2A
Property Seized Subject to State Forfeiture - Final Disposition - 2022
Sorted by Agency and Net Proceeds

Entity and Crime	Disposition Date	Type of Property	Property Detail	Disposition of Property	Basis of Disposition	Gross Sales	Expenses Paid	Amount Returned	Net Proceeds*
Saint Cloud Police Department (Continued)									
Prostitution	09/23/2022	Cash		Cash Forfeiture	Agreement	160	---	---	160
Prostitution	10/18/2022	Cash		Cash Forfeiture	Agreement	160	---	---	160
Prostitution	12/06/2022	Cash		Cash Forfeiture	Agreement	160	---	---	160
Prostitution	12/06/2022	Cash		Cash Forfeiture	Agreement	160	---	---	160
Prostitution	04/26/2022	Cash		Cash Forfeiture	Agreement	160	---	---	160
Prostitution	04/01/2022	Cash		Cash Forfeiture	Agreement	160	---	---	160
Prostitution	07/28/2022	Cash		Cash Forfeiture	Agreement	160	---	---	160
Prostitution	04/01/2022	Cash		Cash Forfeiture	Agreement	160	---	---	160
Prostitution	07/28/2022	Cash		Cash Forfeiture	Agreement	160	---	---	160
Prostitution	01/31/2022	Cash		Cash Forfeiture	Agreement	180	---	---	180
Prostitution	07/28/2022	Cash		Cash Forfeiture	Agreement	200	---	---	200
Prostitution	07/28/2022	Cash		Cash Forfeiture	Agreement	200	---	---	200
Prostitution	10/13/2022	Cash		Cash Forfeiture	Agreement	200	---	---	200
Controlled Substance	10/18/2022	Cash		Cash Forfeiture	Agreement	200	---	---	200
DUI-Related	09/13/2022	Vehicle	2001 Mazda Millenia	Property Sold	Administrative Forfeiture	350	139	---	211
Controlled Substance	12/16/2022	Cash		Cash Forfeiture	Administrative Forfeiture	231	---	---	231
DUI-Related	09/13/2022	Vehicle	1999 Lexus GS 350	Property Sold	Administrative Forfeiture	350	111	---	239
Controlled Substance	08/31/2022	Cash		Cash Forfeiture	Administrative Forfeiture	286	---	---	286
Controlled Substance	01/31/2022	Cash		Cash Forfeiture	Administrative Forfeiture	480	---	---	480
Controlled Substance	05/04/2022	Vehicle	2010 Volkswagen CC	Property Sold	Administrative Forfeiture	850	288	---	562
DUI-Related	02/08/2022	Cash		Cash Forfeiture	Administrative Forfeiture	798	---	200	598
DUI-Related	05/04/2022	Vehicle	2009 Ford Fusion	Property Sold	Administrative Forfeiture	850	222	---	628
DUI-Related	05/04/2022	Vehicle	2011 Mercedes-Benz C300	Property Sold	Administrative Forfeiture	850	201	---	649
DUI-Related	05/04/2022	Vehicle	2006 Dodge Durango	Property Sold	Judicial Forfeiture	850	189	---	661
Fleeing a Peace Officer	05/04/2022	Vehicle	2008 Kia Amanti	Property Sold	Administrative Forfeiture	850	174	---	676
DUI-Related	05/04/2022	Vehicle	2009 Ford Focus	Property Sold	Administrative Forfeiture	850	137	---	713
DUI-Related	05/04/2022	Vehicle	1995 Ford F150	Property Sold	Administrative Forfeiture	850	127	---	723
Controlled Substance	10/13/2022	Cash		Cash Forfeiture	Administrative Forfeiture	960	---	---	960
Controlled Substance	04/01/2022	Cash		Cash Forfeiture	Administrative Forfeiture	1,000	---	---	1,000
DUI-Related	12/07/2022	Vehicle	2005 Ford Mustang	Property Sold	Administrative Forfeiture	1,675	297	---	1,378
DUI-Related	07/27/2022	Vehicle	2000 Dodge Durango	Property Sold	Administrative Forfeiture	1,715	227	---	1,488
Controlled Substance	07/28/2022	Cash		Cash Forfeiture	Administrative Forfeiture	1,780	---	---	1,780
DUI-Related	12/07/2022	Vehicle	2009 Lincoln Town Car	Property Sold	Judicial Forfeiture	2,115	127	---	1,988
DUI-Related	12/07/2022	Vehicle	2014 Chevrolet Cruze	Property Sold	Administrative Forfeiture	3,505	467	---	3,038

*When expenses exceed the gross amount received, the net proceeds available for distribution are shown as zero.

Table 2A
Property Seized Subject to State Forfeiture - Final Disposition - 2022
Sorted by Agency and Net Proceeds

Entity and Crime	Disposition Date	Type of Property	Property Detail	Disposition of Property	Basis of Disposition	Gross Sales	Expenses Paid	Amount Returned	Net Proceeds*
Saint Cloud Police Department (Continued)									
DUI-Related	12/07/2022	Vehicle	2011 Ford Fusion	Property Sold	Administrative Forfeiture	3,305	148	---	3,157
Controlled Substance	07/27/2022	Cash		Cash Forfeiture	Administrative Forfeiture	3,344	---	---	3,344
DUI-Related	07/02/2022	Vehicle	2006 Ford Taurus	Property Sold	Administrative Forfeiture	4,696	118	---	4,578
DUI-Related	12/07/2022	Vehicle	2013 Chevrolet Impala	Property Sold	Administrative Forfeiture	6,516	135	---	6,381
Agency Total						\$51,756	\$10,801	\$1,100	\$41,481
Saint Francis Police Department									
Controlled Substance	01/05/2022	Vehicle	2005 Saturn Ion	Returned to Owner	Administrative Forfeiture	---	---	---	---
Controlled Substance	11/24/2022	Cash		Cash Forfeiture	Administrative Forfeiture	34	---	---	34
Controlled Substance	11/24/2022	Vehicle	1998 Buick LeSabre	Property Sold	Administrative Forfeiture	260	---	---	260
DUI-Related	09/30/2022	Vehicle	2006 Chrysler Town and Country	Property Sold	Administrative Forfeiture	410	---	---	410
Controlled Substance	09/06/2022	Vehicle	2006 Chevrolet Impala	Property Sold	Administrative Forfeiture	575	---	---	575
Controlled Substance	01/13/2022	Cash		Cash Forfeiture	Administrative Forfeiture	641	---	---	641
DUI-Related	11/24/2022	Vehicle	2008 Mercury Mountaineer	Property Sold	Administrative Forfeiture	1,850	---	---	1,850
Controlled Substance	01/13/2022	Cash		Cash Forfeiture	Administrative Forfeiture	1,900	---	---	1,900
DUI-Related	09/29/2022	Vehicle	2003 Dodge Ram	Property Sold	Administrative Forfeiture	2,050	---	---	2,050
Controlled Substance	08/29/2022	Vehicle	2007 Acura TL	Property Sold	Administrative Forfeiture	2,706	---	---	2,706
DUI-Related	08/30/2022	Vehicle	2008 BMW 335i	Property Sold	Administrative Forfeiture	4,100	---	---	4,100
Agency Total						\$14,526	\$---	\$---	\$14,526
Saint James Police Department									
DUI-Related	11/03/2022	Vehicle	2004 Pontiac Grand Prix	Returned to Owner	Agreement	---	---	---	---
DUI-Related	05/25/2022	Vehicle	2007 GMC Acadia AWD	Property Sold	Administrative Forfeiture	5,975	1,760	---	4,215
Agency Total						\$5,975	\$1,760	\$---	\$4,215
Saint Joseph Police Department									
Vehicular Operation	10/19/2022	Vehicle	2000 Mercury Sable	Salvage Yard	Judicial Forfeiture	150	231	---	---
DUI-Related	12/21/2022	Vehicle	2020 Dodge Ram	Returned per Agreement	Court Ordered Return	576	576	---	---
DUI-Related	11/16/2022	Vehicle	2002 Chevrolet Impala	Property Sold	Judicial Forfeiture	300	92	---	208
DUI-Related	10/17/2022	Vehicle	2002 Chevrolet Cavalier	Property Sold	Judicial Forfeiture	393	87	---	306
Fleeing a Peace Officer	11/16/2022	Vehicle	2005 Buick Century	Property Sold	Judicial Forfeiture	688	97	---	591
DUI-Related	11/16/2022	Vehicle	1999 Chevrolet Silverado	Property Sold	Judicial Forfeiture	1,441	152	---	1,289
DUI-Related	11/16/2022	Vehicle	2010 Dodge Charger	Property Sold	Judicial Forfeiture	3,627	71	---	3,556
Controlled Substance	11/16/2022	Vehicle	2003 Dodge Ram	Property Sold	Judicial Forfeiture	3,877	123	---	3,754
Agency Total						\$11,052	\$1,429	\$---	\$9,704

*When expenses exceed the gross amount received, the net proceeds available for distribution are shown as zero.

Table 2A
Property Seized Subject to State Forfeiture - Final Disposition - 2022
Sorted by Agency and Net Proceeds

Entity and Crime	Disposition Date	Type of Property	Property Detail	Disposition of Property	Basis of Disposition	Gross Sales	Expenses Paid	Amount Returned	Net Proceeds*
Saint Louis County Sheriff's Office									
Fleeing a Peace Officer	12/23/2022	ATV	2020 Polaris RZR 1000	Returned to Owner	Court Ordered Return	---	---	---	---
DUI-Related	06/30/2022	Vehicle	2003 Chevrolet S10 Pickup 4WD	Property Sold	Administrative Forfeiture	150	200	---	---
DUI-Related	01/20/2022	Vehicle	2016 Jeep Cherokee SUV	Returned per Agreement	Agreement	288	288	---	---
2nd Degree Assault	10/11/2022	Firearm	Savage - 0.41 Caliber - Rifle	Property Sold	Summary Forfeiture	36	---	---	36
Firearm Possession	12/14/2022	Firearm	Stevens - 0.41 Caliber - Shotgun	Property Sold	Summary Forfeiture	37	1	---	36
Firearm Possession	09/14/2022	Firearm	Springfield - 12 Gauge - Shotgun	Property Sold	Summary Forfeiture	81	42	---	39
Controlled Substance	11/15/2022	Firearm	Hi-Point - 9 Millimeter - Pistol	Property Sold	Administrative Forfeiture	44	1	---	43
2nd Degree Arson	07/14/2022	Firearm	Iver-Johnson - 0.22 Caliber - Pistol	Property Sold	Summary Forfeiture	48	2	---	46
Fleeing a Peace Officer	09/21/2022	Vehicle	2004 GMC Yukon 1500 4WD	Property Sold	Administrative Forfeiture	250	200	---	50
Firearm Possession	11/15/2022	Firearm	Western Field - 12 Gauge - Shotgun	Property Sold	Summary Forfeiture	56	2	---	54
Firearm Possession	07/14/2022	Firearm	Keystone Sporting Arms Crickett - 0.22 Caliber - Rifle	Property Sold	Summary Forfeiture	127	66	---	61
Firearm Possession	07/14/2022	Firearm	H&R - 20 Gauge - Shotgun	Property Sold	Summary Forfeiture	66	2	---	64
Firearm Possession	11/15/2022	Firearm	J.C. Higgins - 0.22 Caliber - Revolver	Property Sold	Summary Forfeiture	69	2	---	67
Firearm Possession	10/11/2022	Firearm	Smith and Wesson - 0.4 Caliber - Pistol	Property Sold	Administrative Forfeiture	163	84	---	79
DUI-Related	05/25/2022	Vehicle	1998 Chevrolet Silverado	Property Sold	Administrative Forfeiture	600	521	---	79
Firearm Possession	07/14/2022	Firearm	Winchester - 0.41 Caliber - Shotgun	Property Sold	Summary Forfeiture	170	88	---	82
Firearm Possession	11/15/2022	Firearm	Smith and Wesson - 0.38 Caliber - Pistol	Property Sold	Summary Forfeiture	86	3	---	83
Firearm Possession	12/14/2022	Firearm	Archangel - 0.22 Caliber - Rifle	Property Sold	Summary Forfeiture	88	3	---	85
2nd Degree Assault	10/11/2022	Firearm	Springfield - 0.4 Caliber - Pistol	Property Sold	Summary Forfeiture	178	92	---	86
Receiving Stolen Property	10/11/2022	Firearm	Sig Sauer - 0.22 Caliber - Pistol	Property Sold	Summary Forfeiture	98	---	---	98
Firearm Possession	11/15/2022	Firearm	Norinco - 9 Millimeter - Pistol	Property Sold	Summary Forfeiture	203	105	---	98
Firearm Possession	10/11/2022	Firearm	Taurus - 0.38 Caliber - Pistol	Property Sold	Summary Forfeiture	203	105	---	98
Robbery - Aggravated	10/11/2022	Firearm	Ruger - 9 Millimeter - Pistol	Property Sold	Summary Forfeiture	217	112	---	105
Firearm Possession	09/14/2022	Firearm	Rguns - 0.3 Caliber - Rifle	Property Sold	Summary Forfeiture	227	117	---	110
Firearm Possession	10/11/2022	Firearm	Springfield - 0.4 Caliber - Pistol	Property Sold	Summary Forfeiture	228	118	---	110
Firearm Possession	10/11/2022	Firearm	Chippewa - 0.22 Caliber - Rifle	Property Sold	Summary Forfeiture	111	---	---	111
Firearm Possession	10/11/2022	Firearm	Smith and Wesson - 0.4 Caliber - Pistol	Property Sold	Summary Forfeiture	229	118	---	111
Firearm Possession	07/14/2022	Firearm	Rguns - 8 Millimeter - Rifle	Property Sold	Summary Forfeiture	247	128	---	119
2nd Degree Assault	07/21/2022	Firearm	Benelli - 12 Gauge - Shotgun	Property Sold	Summary Forfeiture	124	4	---	120
Firearm Possession	07/14/2022	Firearm	Remington Guns - 12 Gauge - Unknown	Property Sold	Summary Forfeiture	260	135	---	125
Firearm Possession	10/11/2022	Firearm	Smith and Wesson - 0.22 Caliber - Pistol	Property Sold	Summary Forfeiture	132	---	---	132
2nd Degree Assault	10/11/2022	Firearm	Ruger - 9 Millimeter - Pistol	Property Sold	Summary Forfeiture	141	---	---	141
Firearm Possession	07/14/2022	Firearm	Smith and Wesson - 0.22 Caliber - Rifle	Property Sold	Summary Forfeiture	294	151	---	143
Firearm Possession	10/11/2022	Firearm	Ruger - 0.22 Caliber - Pistol	Property Sold	Summary Forfeiture	145	---	---	145

*When expenses exceed the gross amount received, the net proceeds available for distribution are shown as zero.

Table 2A
Property Seized Subject to State Forfeiture - Final Disposition - 2022
Sorted by Agency and Net Proceeds

Entity and Crime	Disposition Date	Type of Property	Property Detail	Disposition of Property	Basis of Disposition	Gross Sales	Expenses Paid	Amount Returned	Net Proceeds*
Saint Louis County Sheriff's Office (Continued)									
Firearm Possession	07/14/2022	Firearm	Other - 0.18 Caliber - Rifle	Property Sold	Summary Forfeiture	306	159	---	147
DUI-Related	10/11/2022	Firearm	Springfield - 0.45 Caliber - Pistol	Property Sold	Summary Forfeiture	153	---	---	153
Firearm Possession	10/11/2022	Firearm	Glock - 9 Millimeter - Pistol	Property Sold	Summary Forfeiture	331	170	---	161
Firearm Possession	07/14/2022	Firearm	Other - 8 Millimeter - Rifle	Property Sold	Summary Forfeiture	340	175	---	165
Firearm Possession	07/14/2022	Firearm	Ruger - 0.22 Caliber - Rifle	Property Sold	Summary Forfeiture	341	176	---	165
Firearm Possession	10/11/2022	Firearm	Taurus - 0.45 Caliber - Pistol	Property Sold	Administrative Forfeiture	345	177	---	168
2nd Degree Assault	10/11/2022	Firearm	Mauser - 8 Millimeter - Rifle	Property Sold	Summary Forfeiture	172	---	---	172
Firearm Possession	07/14/2022	Firearm	Unknown - 8 Millimeter - Rifle	Property Sold	Summary Forfeiture	356	184	---	172
2nd Degree Assault	10/11/2022	Firearm	Ruger - 0.22 Caliber - Revolver	Property Sold	Summary Forfeiture	196	---	---	196
2nd Degree Assault	07/14/2022	Firearm	Remington Guns - 20 Gauge - Rifle	Property Sold	Summary Forfeiture	405	209	---	196
Firearm Possession	10/11/2022	Firearm	Taurus - 0.45 Caliber - Pistol	Property Sold	Summary Forfeiture	205	---	---	205
2nd Degree Arson	07/14/2022	Firearm	Remington Guns - 0.3 Caliber - Rifle	Property Sold	Summary Forfeiture	215	7	---	208
Firearm Possession	10/11/2022	Firearm	Rguns - 8 Millimeter - Revolver	Property Sold	Summary Forfeiture	217	---	---	217
2nd Degree Assault	07/14/2022	Firearm	Stoeger - 12 Gauge - Shotgun	Property Sold	Summary Forfeiture	460	237	---	223
Firearm Possession	09/14/2022	Firearm	Aero Precision - 6 Millimeter - Rifle	Property Sold	Summary Forfeiture	465	240	---	225
2nd Degree Arson	07/14/2022	Firearm	Remington Guns - 0.3 Caliber - Rifle	Property Sold	Summary Forfeiture	241	8	---	233
Firearm Possession	07/14/2022	Firearm	Bushmaster - 0.22 Caliber - Rifle	Property Sold	Summary Forfeiture	480	247	---	233
Firearm Possession	10/11/2022	Firearm	WASR - 8 Millimeter - Rifle	Property Sold	Summary Forfeiture	620	320	---	300
2nd Degree Assault	12/29/2022	Firearm	Marlin - 0.3 Caliber - Rifle	Property Sold	Summary Forfeiture	318	10	---	308
2nd Degree Assault	07/14/2022	Firearm	Ruger - 0.18 Caliber - Rifle	Property Sold	Summary Forfeiture	686	353	---	333
Robbery - Aggravated	07/14/2022	Firearm	Ruger - 6 Millimeter - Rifle	Property Sold	Summary Forfeiture	698	360	---	338
Firearm Possession	10/11/2022	Firearm	Smith and Wesson - 0.5 Caliber - Revolver	Property Sold	Summary Forfeiture	477	---	---	477
1st Degree Assault	10/11/2022	Firearm	Colt - 0.44 Caliber - Revolver	Property Sold	Summary Forfeiture	1,645	692	---	953
DUI-Related	05/03/2022	ATV	2005 Arctic Cat 650	Property Sold	Judicial Forfeiture	1,850	462	---	1,388
DUI-Related	04/25/2022	Vehicle	1999 Ford F250	Property Sold	Administrative Forfeiture	2,326	22	---	2,304
DUI-Related	06/20/2022	Vehicle	2013 Mazda 3	Property Sold	Administrative Forfeiture	3,394	529	---	2,865
Agency Total						\$22,638	\$7,427	\$---	\$15,261
Saint Louis Park Police Department									
DUI-Related	11/02/2022	Vehicle	2015 Honda CR-V 4WD	Returned to Owner	Agreement	---	---	---	---
Agency Total						\$---	\$---	\$---	\$---
Saint Paul Park Police Department									
Controlled Substance	07/25/2022	Cash		Cash Forfeiture	Administrative Forfeiture	7,898	2,369	---	5,529
Agency Total						\$7,898	\$2,369	\$---	\$5,529

*When expenses exceed the gross amount received, the net proceeds available for distribution are shown as zero.

Table 2A
Property Seized Subject to State Forfeiture - Final Disposition - 2022
Sorted by Agency and Net Proceeds

Entity and Crime	Disposition Date	Type of Property	Property Detail	Disposition of Property	Basis of Disposition	Gross Sales	Expenses Paid	Amount Returned	Net Proceeds*
Saint Paul Police Department									
Controlled Substance	01/13/2022	Firearm	Glock - 0.17 Caliber - Pistol	Returned to Owner	Judicial Forfeiture	---	---	---	---
Controlled Substance	03/15/2022	Firearm	Masterpiece Arms - 0.17 Caliber - Pistol	Property Destroyed	Judicial Forfeiture	---	---	---	---
Controlled Substance	03/15/2022	Firearm	Heritage - 0.17 Caliber - Pistol	Property Destroyed	Judicial Forfeiture	---	---	---	---
Controlled Substance	03/15/2022	Firearm	H&K - 0.17 Caliber - Pistol	Property Destroyed	Judicial Forfeiture	---	---	---	---
Controlled Substance	03/15/2022	Firearm	Cobra - 0.17 Caliber - Pistol	Property Destroyed	Judicial Forfeiture	---	---	---	---
Controlled Substance	07/28/2022	Firearm	Smith and Wesson - 0.17 Caliber - Revolver	Property Destroyed	Administrative Forfeiture	---	---	---	---
Controlled Substance	03/15/2022	Firearm	Ruger - 0.44 Caliber - Pistol	Property Destroyed	Judicial Forfeiture	---	---	---	---
Controlled Substance	03/15/2022	Firearm	Ruger - 0.22 Caliber - Rifle	Property Destroyed	Judicial Forfeiture	---	---	---	---
Controlled Substance	03/15/2022	Firearm	Glock - 0.17 Caliber - Pistol	Property Destroyed	Judicial Forfeiture	---	---	---	---
Controlled Substance	03/15/2022	Firearm	Benelli - 0.17 Caliber - Pistol	Property Destroyed	Judicial Forfeiture	---	---	---	---
Controlled Substance	03/15/2022	Firearm	Ruger - 0.44 Caliber - Rifle	Property Destroyed	Judicial Forfeiture	---	---	---	---
Controlled Substance	03/15/2022	Firearm	Smith and Wesson - 0.38 Caliber - Revolver	Property Destroyed	Judicial Forfeiture	---	---	---	---
Controlled Substance	03/15/2022	Firearm	Kel-Tec - 9 Millimeter - Pistol	Property Destroyed	Administrative Forfeiture	---	---	---	---
Controlled Substance	03/15/2022	Firearm	Colt - 0.22 Caliber - Pistol	Property Destroyed	Administrative Forfeiture	---	---	---	---
Controlled Substance	03/15/2022	Firearm	Beretta - 0.4 Caliber - Pistol	Property Destroyed	Administrative Forfeiture	---	---	---	---
Controlled Substance	03/15/2022	Firearm	Glock - 0.4 Caliber - Revolver	Property Destroyed	Judicial Forfeiture	---	---	---	---
Controlled Substance	03/15/2022	Firearm	PW Arms - 0.17 Caliber - Rifle	Property Destroyed	Judicial Forfeiture	---	---	---	---
Controlled Substance	03/15/2022	Firearm	Mossberg - 0.17 Caliber - Shotgun	Property Destroyed	Judicial Forfeiture	---	---	---	---
Controlled Substance	03/15/2022	Firearm	Walther - 0.17 Caliber - Unknown	Property Destroyed	Judicial Forfeiture	---	---	---	---
Controlled Substance	03/15/2022	Firearm	CAI - 0.17 Caliber - Rifle	Property Destroyed	Judicial Forfeiture	---	---	---	---
Controlled Substance	03/15/2022	Firearm	Zastava - 0.17 Caliber - Pistol	Property Destroyed	Judicial Forfeiture	---	---	---	---
Controlled Substance	03/15/2022	Firearm	Palmato State Armory - 0.17 Caliber - Rifle	Property Destroyed	Administrative Forfeiture	---	---	---	---
Controlled Substance	03/15/2022	Firearm	CAI - 0.17 Caliber - Rifle	Property Destroyed	Judicial Forfeiture	---	---	---	---
Controlled Substance	03/15/2022	Firearm	Mossberg - 0.17 Caliber - Shotgun	Property Destroyed	Judicial Forfeiture	---	---	---	---
Controlled Substance	03/15/2022	Firearm	Remington Guns - 0.17 Caliber - Shotgun	Property Destroyed	Judicial Forfeiture	---	---	---	---
Controlled Substance	03/15/2022	Firearm	Ruger - 0.17 Caliber - Rifle	Property Destroyed	Judicial Forfeiture	---	---	---	---
Controlled Substance	03/15/2022	Firearm	Remington Guns - 0.17 Caliber - Shotgun	Property Destroyed	Judicial Forfeiture	---	---	---	---
Controlled Substance	03/15/2022	Firearm	Springfield - 0.41 Caliber - Rifle	Property Destroyed	Judicial Forfeiture	---	---	---	---
Controlled Substance	03/15/2022	Firearm	North American Arms - 0.17 Caliber - Pistol	Property Destroyed	Judicial Forfeiture	---	---	---	---
Controlled Substance	03/15/2022	Firearm	Anderson - 0.17 Caliber - Rifle	Property Destroyed	Judicial Forfeiture	---	---	---	---
Controlled Substance	03/15/2022	Firearm	Anderson - 0.17 Caliber - Rifle	Property Destroyed	Judicial Forfeiture	---	---	---	---
Controlled Substance	03/15/2022	Firearm	CAI - 0.17 Caliber - Rifle	Property Destroyed	Judicial Forfeiture	---	---	---	---
Controlled Substance	03/15/2022	Firearm	Henry Repeating Arms - 0.17 Caliber - Shotgun	Property Destroyed	Judicial Forfeiture	---	---	---	---
Controlled Substance	03/15/2022	Firearm	CAI - 0.17 Caliber - Rifle	Property Destroyed	Judicial Forfeiture	---	---	---	---

*When expenses exceed the gross amount received, the net proceeds available for distribution are shown as zero.

Table 2A
Property Seized Subject to State Forfeiture - Final Disposition - 2022
Sorted by Agency and Net Proceeds

Entity and Crime	Disposition Date	Type of Property	Property Detail	Disposition of Property	Basis of Disposition	Gross Sales	Expenses Paid	Amount Returned	Net Proceeds*
Saint Paul Police Department (Continued)									
Controlled Substance	03/15/2022	Firearm	Gamo Shadow Whisper - 0.17 Caliber - Rifle	Property Destroyed	Administrative Forfeiture	---	---	---	---
Controlled Substance	03/15/2022	Firearm	Glock - 0.17 Caliber - Pistol	Property Destroyed	Administrative Forfeiture	---	---	---	---
Controlled Substance	08/23/2022	Vehicle	2020 Dodge Challenger	Returned to Owner	Court Ordered Return	209	209	---	---
Controlled Substance	07/28/2022	Vehicle	2006 Mazda 3 DI 4-Door	Property Sold	Administrative Forfeiture	300	300	---	---
Controlled Substance	11/29/2022	Cash		Returned to Owner	Administrative Forfeiture	301	---	301	---
Controlled Substance	05/17/2022	Vehicle	2016 Jaguar F-Type S AWD Coupe	Returned to Owner	Court Ordered Return	311	311	---	---
Controlled Substance	01/06/2022	Cash		Returned to Owner	Judicial Forfeiture	403	---	403	---
Controlled Substance	01/24/2022	Vehicle	2015 Mercedes-Benz E400	Returned to Owner	Court Ordered Return	404	404	---	---
Controlled Substance	08/11/2022	Vehicle	1998 Honda Accord	Property Sold	Administrative Forfeiture	475	475	---	---
Controlled Substance	03/01/2022	Vehicle	2008 Dodge Avenger	Property Sold	Administrative Forfeiture	475	475	---	---
Controlled Substance	07/28/2022	Vehicle	2002 Buick LeSabre	Property Sold	Administrative Forfeiture	500	500	---	---
Controlled Substance	08/25/2022	Vehicle	2011 Chevrolet Impala	Property Sold	Administrative Forfeiture	500	500	---	---
DUI-Related	08/25/2022	Vehicle	2005 Acura MDX	Property Sold	Administrative Forfeiture	500	500	---	---
Controlled Substance	04/27/2022	Vehicle	2017 Chrysler 300	Returned to Owner	Administrative Forfeiture	600	600	---	---
DUI-Related	06/24/2022	Vehicle	2000 Cadillac DeVille/60 Special	Returned to Owner	Court Ordered Return	600	600	---	---
DUI-Related	11/16/2022	Vehicle	2007 Chevrolet Tahoe	Returned to Owner	Court Ordered Return	600	600	---	---
Controlled Substance	12/13/2022	Vehicle	2009 Audi SQ5	Returned to Owner	Court Ordered Return	600	600	---	---
DUI-Related	04/11/2022	Vehicle	2007 Lincoln Continental	Returned to Owner	Court Ordered Return	600	600	---	---
Controlled Substance	11/28/2022	Cash		Returned to Owner	Administrative Forfeiture	705	---	705	---
DUI-Related	07/28/2022	Vehicle	2005 GMC Yukon 1500 XFE 2WD	Property Sold	Administrative Forfeiture	650	600	---	50
Controlled Substance	02/08/2022	Cash		Cash Forfeiture	Administrative Forfeiture	135	---	---	135
Controlled Substance	05/17/2022	Cash		Cash Forfeiture	Administrative Forfeiture	150	---	---	150
Controlled Substance	02/08/2022	Cash		Cash Forfeiture	Administrative Forfeiture	150	---	---	150
Controlled Substance	05/17/2022	Cash		Cash Forfeiture	Administrative Forfeiture	250	---	---	250
Controlled Substance	07/28/2022	Vehicle	2001 GMC Yukon XL 1500	Property Sold	Administrative Forfeiture	850	600	---	250
Controlled Substance	02/08/2022	Cash		Cash Forfeiture	Administrative Forfeiture	331	---	---	331
Controlled Substance	05/17/2022	Cash		Cash Forfeiture	Administrative Forfeiture	334	---	---	334
Controlled Substance	02/15/2022	Vehicle	2003 Chevrolet Tahoe	Property Sold	Administrative Forfeiture	975	600	---	375
Controlled Substance	07/14/2022	Cash		Cash Forfeiture	Administrative Forfeiture	404	---	---	404
Controlled Substance	08/03/2022	Vehicle	2006 Dodge Charger	Property Sold	Administrative Forfeiture	1,050	600	---	450
Controlled Substance	05/17/2022	Cash		Cash Forfeiture	Administrative Forfeiture	500	---	---	500
Controlled Substance	08/23/2022	Vehicle	2017 Chevrolet Trax	Returned to Owner	Court Ordered Return	1,100	600	---	500
Controlled Substance	07/14/2022	Cash		Cash Forfeiture	Administrative Forfeiture	560	---	---	560
Controlled Substance	05/17/2022	Cash		Cash Forfeiture	Administrative Forfeiture	568	---	---	568

*When expenses exceed the gross amount received, the net proceeds available for distribution are shown as zero.

Table 2A
Property Seized Subject to State Forfeiture - Final Disposition - 2022
Sorted by Agency and Net Proceeds

Entity and Crime	Disposition Date	Type of Property	Property Detail	Disposition of Property	Basis of Disposition	Gross Sales	Expenses Paid	Amount Returned	Net Proceeds*
Saint Paul Police Department (Continued)									
DUI-Related	08/25/2022	Vehicle	2003 GMC G1000 Van	Property Sold	Judicial Forfeiture	1,200	600	---	600
DUI-Related	08/10/2022	Vehicle	2012 Volkswagen Passat	Property Sold	Administrative Forfeiture	1,225	600	---	625
DUI-Related	07/28/2022	Vehicle	2003 Infiniti FX35 2WD	Property Sold	Administrative Forfeiture	1,300	600	---	700
Controlled Substance	07/14/2022	Cash		Cash Forfeiture	Administrative Forfeiture	775	---	---	775
Controlled Substance	02/15/2022	Vehicle	2003 Mercedes-Benz S600 Sedan	Property Sold	Administrative Forfeiture	1,425	600	---	825
Controlled Substance	08/10/2022	Vehicle	2007 BMW X3	Property Sold	Administrative Forfeiture	1,475	600	---	875
Controlled Substance	02/08/2022	Cash		Cash Forfeiture	Administrative Forfeiture	955	---	---	955
Controlled Substance	02/08/2022	Cash		Cash Forfeiture	Administrative Forfeiture	1,221	---	---	1,221
Controlled Substance	07/14/2022	Cash		Cash Forfeiture	Administrative Forfeiture	1,423	---	---	1,423
Controlled Substance	05/17/2022	Cash		Cash Forfeiture	Administrative Forfeiture	1,490	---	---	1,490
Controlled Substance	12/14/2022	Cash		Cash Forfeiture	Administrative Forfeiture	1,555	---	---	1,555
Controlled Substance	12/14/2022	Cash		Cash Forfeiture	Administrative Forfeiture	1,567	---	---	1,567
Controlled Substance	02/10/2022	Cash		Cash Forfeiture	Administrative Forfeiture	1,595	---	---	1,595
Controlled Substance	12/14/2022	Cash		Cash Forfeiture	Administrative Forfeiture	2,000	---	---	2,000
Controlled Substance	05/17/2022	Cash		Cash Forfeiture	Administrative Forfeiture	2,235	---	---	2,235
Controlled Substance	02/08/2022	Cash		Cash Forfeiture	Administrative Forfeiture	2,500	---	---	2,500
Controlled Substance	12/14/2022	Cash		Cash Forfeiture	Administrative Forfeiture	2,710	---	---	2,710
Controlled Substance	12/14/2022	Cash		Cash Forfeiture	Administrative Forfeiture	2,725	---	---	2,725
DUI-Related	08/03/2022	Vehicle	2007 General Motors Denali	Property Sold	Judicial Forfeiture	3,525	600	---	2,925
Controlled Substance	12/14/2022	Cash		Cash Forfeiture	Administrative Forfeiture	3,321	---	---	3,321
Controlled Substance	09/28/2022	Cash		Cash Forfeiture	Administrative Forfeiture	3,361	---	---	3,361
Controlled Substance	05/17/2022	Cash		Cash Forfeiture	Administrative Forfeiture	3,369	---	---	3,369
Controlled Substance	08/03/2022	Vehicle	2009 Nissan Altima	Property Sold	Administrative Forfeiture	4,025	600	---	3,425
Controlled Substance	07/06/2022	Vehicle	2012 Chevrolet Equinox	Property Sold	Administrative Forfeiture	4,650	600	---	4,050
Controlled Substance	02/10/2022	Cash		Cash Forfeiture	Administrative Forfeiture	4,340	---	---	4,340
Controlled Substance	07/12/2022	Cash		Cash Forfeiture	Administrative Forfeiture	4,874	---	---	4,874
Controlled Substance	12/14/2022	Cash		Cash Forfeiture	Administrative Forfeiture	4,910	---	---	4,910
Controlled Substance	12/14/2022	Cash		Cash Forfeiture	Administrative Forfeiture	5,034	---	---	5,034
Controlled Substance	08/10/2022	Vehicle	2011 BMW 328ci	Property Sold	Administrative Forfeiture	6,250	600	---	5,650
Controlled Substance	03/01/2022	Vehicle	2011 Dodge Charger	Property Sold	Administrative Forfeiture	11,500	600	---	10,900
Controlled Substance	08/18/2022	Cash		Cash Forfeiture	Administrative Forfeiture	17,020	---	---	17,020
Agency Total						\$121,645	\$15,674	\$1,409	\$104,562

*When expenses exceed the gross amount received, the net proceeds available for distribution are shown as zero.

Table 2A
Property Seized Subject to State Forfeiture - Final Disposition - 2022
Sorted by Agency and Net Proceeds

Entity and Crime	Disposition Date	Type of Property	Property Detail	Disposition of Property	Basis of Disposition	Gross Sales	Expenses Paid	Amount Returned	Net Proceeds*
Sartell Police Department									
Controlled Substance	02/12/2022	Vehicle	2003 Mazda Protege	Property Sold	Administrative Forfeiture	460	692	---	---
Controlled Substance	02/12/2022	Vehicle	2004 Pontiac Sunfire	Property Sold	Administrative Forfeiture	506	660	---	---
DUI-Related	04/01/2022	Vehicle	2020 Nissan Altima	Returned to Lienholder	Administrative Forfeiture	640	640	---	---
DUI-Related	07/20/2022	Vehicle	2013 Hyundai Veloster	Returned to Lienholder	Agreement	670	670	---	---
DUI-Related	02/12/2022	Vehicle	1998 Chevrolet Silverado	Property Sold	Administrative Forfeiture	713	700	---	13
Controlled Substance	02/07/2022	Cash		Cash Forfeiture	Administrative Forfeiture	570	---	---	570
DUI-Related	02/12/2022	Vehicle	2013 Chevrolet Cruze	Property Sold	Administrative Forfeiture	3,496	675	---	2,821
Controlled Substance	07/07/2022	Cash		Cash Forfeiture	Administrative Forfeiture	3,370	---	---	3,370
DUI-Related	02/12/2022	Vehicle	2013 Nissan Altima	Property Sold	Administrative Forfeiture	5,290	665	---	4,625
DUI-Related	02/12/2022	Vehicle	2008 Chevrolet TrailBlazer	Property Sold	Administrative Forfeiture	11,040	676	---	10,364
DUI-Related	02/12/2022	Vehicle	2011 Toyota Camry	Property Sold	Administrative Forfeiture	11,960	665	---	11,295
Agency Total						\$38,715	\$6,043	\$---	\$33,058
Sauk Centre Police Department									
Controlled Substance	05/04/2022	Motorcycle	2007 Suzuki GSXR1000	Property Sold	Administrative Forfeiture	4,527	362	---	4,165
Controlled Substance	01/24/2022	Cash		Cash Forfeiture	Administrative Forfeiture	4,583	---	---	4,583
Controlled Substance	01/07/2022	Cash		Cash Forfeiture	Administrative Forfeiture	7,669	---	---	7,669
Agency Total						\$16,779	\$362	\$---	\$16,417
Sauk Rapids Police Department									
DUI-Related	03/28/2022	Vehicle	2016 Chevrolet Cruse	Property Retained	Administrative Forfeiture	---	---	---	---
DUI-Related	06/27/2022	Vehicle	1989 Ford F150	Property Sold	Administrative Forfeiture	376	---	---	376
DUI-Related	06/27/2022	Vehicle	2005 Mazda Tribute 4WD	Property Sold	Administrative Forfeiture	846	---	---	846
DUI-Related	06/27/2022	Vehicle	2002 Volvo S80 FWD	Property Sold	Administrative Forfeiture	846	---	---	846
DUI-Related	06/27/2022	Vehicle	2007 Chevrolet Aveo	Property Sold	Administrative Forfeiture	1,034	---	---	1,034
DUI-Related	06/27/2022	Vehicle	2014 Chrysler 200	Property Sold	Administrative Forfeiture	6,345	---	---	6,345
Agency Total						\$9,447	\$---	\$---	\$9,447

*When expenses exceed the gross amount received, the net proceeds available for distribution are shown as zero.

Table 2A
Property Seized Subject to State Forfeiture - Final Disposition - 2022
Sorted by Agency and Net Proceeds

Entity and Crime	Disposition Date	Type of Property	Property Detail	Disposition of Property	Basis of Disposition	Gross Sales	Expenses Paid	Amount Returned	Net Proceeds*
Savage Police Department									
Fleeing a Peace Officer	11/30/2022	Vehicle	2012 Ford F150	Returned to Owner	Agreement	---	---	---	---
DUI-Related	08/29/2022	Vehicle	2004 Ford Taurus	Property Sold	Administrative Forfeiture	205	615	---	---
Controlled Substance	01/18/2022	Vehicle	2007 Pontiac G6	Salvage Yard	Administrative Forfeiture	225	335	---	---
Controlled Substance	11/15/2022	Vehicle	1999 Honda Civic 4Dr	Property Sold	Administrative Forfeiture	275	606	---	---
DUI-Related	04/25/2022	Vehicle	2008 Chevrolet Impala	Returned to Owner	Agreement	395	395	---	---
DUI-Related	04/21/2022	Vehicle	2010 Volkswagen Jetta	Property Sold	Agreement	395	395	---	---
DUI-Related	11/15/2022	Vehicle	2005 Honda Odyssey	Property Sold	Administrative Forfeiture	400	595	---	---
Controlled Substance	11/15/2022	Vehicle	2008 Toyota Camry	Property Sold	Administrative Forfeiture	500	601	---	---
DUI-Related	07/26/2022	Vehicle	2002 Mercedes-Benz Sprinter Van	Property Sold	Administrative Forfeiture	555	815	---	---
DUI-Related	04/21/2022	Vehicle	2015 Ford Fusion	Property Sold	Agreement	595	595	---	---
Controlled Substance	09/07/2022	Cash		Cash Forfeiture	Administrative Forfeiture	360	---	---	360
DUI-Related	01/05/2022	Vehicle	2016 Nissan Maxima S Sedan	Returned per Agreement	Agreement	895	395	---	500
DUI-Related	10/05/2022	Vehicle	2007 Buick Lucerne FFV	Returned to Owner	Agreement	901	401	---	500
DUI-Related	04/06/2022	Vehicle	2011 Honda Odyssey	Returned per Agreement	Agreement	901	401	---	500
DUI-Related	02/23/2022	Vehicle	2004 Chevrolet Silverado	Returned to Owner	Agreement	907	407	---	500
Controlled Substance	12/15/2022	Vehicle	2010 Ford F150	Returned to Lienholder	Agreement	907	407	---	500
DUI-Related	03/08/2022	Vehicle	2019 Jeep Cherokee 4WD	Returned to Lienholder	Agreement	1,312	812	---	500
1st Degree Murder	11/10/2022	Vehicle	2011 BMW 335i	Returned to Lienholder	Agreement	1,426	926	---	500
DUI-Related	12/15/2022	Vehicle	2019 Ford Edge	Returned to Lienholder	Agreement	1,506	1,006	---	500
DUI-Related	12/15/2022	Vehicle	2006 Chrysler 300 M	Property Sold	Administrative Forfeiture	1,850	907	---	943
DUI-Related	08/23/2022	Vehicle	2004 Acura TSX	Property Sold	Administrative Forfeiture	2,975	1,045	---	1,930
DUI-Related	08/23/2022	Vehicle	2009 Mazda 6	Property Sold	Administrative Forfeiture	3,812	1,413	---	2,399
Agency Total						\$21,297	\$13,072	\$---	\$9,632

*When expenses exceed the gross amount received, the net proceeds available for distribution are shown as zero.

Table 2A
Property Seized Subject to State Forfeiture - Final Disposition - 2022
Sorted by Agency and Net Proceeds

Entity and Crime	Disposition Date	Type of Property	Property Detail	Disposition of Property	Basis of Disposition	Gross Sales	Expenses Paid	Amount Returned	Net Proceeds*
Scott County Sheriff's Office									
Fleeing a Peace Officer	03/22/2022	Vehicle	2017 Chevrolet Silverado	Returned to Owner	Court Ordered Return	---	---	---	---
2nd Degree Assault	03/15/2022	Firearm	Ruger - 9 Millimeter - Pistol	Property Destroyed	Judicial Forfeiture	---	---	---	---
Controlled Substance	02/07/2022	Cash		Cash Forfeiture	Administrative Forfeiture	131	---	---	131
Controlled Substance	09/26/2022	Cash		Cash Forfeiture	Administrative Forfeiture	344	---	---	344
Fleeing a Peace Officer	03/22/2022	Vehicle	2018 Jaguar XTY	Returned per Agreement	Court Ordered Return	500	---	---	500
Fleeing a Peace Officer	12/06/2022	Vehicle	2014 Dodge Charger	Returned to Lienholder	Agreement	820	320	---	500
DUI-Related	03/03/2022	Vehicle	2014 Ford F150	Returned per Agreement	Court Ordered Return	825	325	---	500
Controlled Substance	06/01/2022	Vehicle	2020 Jeep Grand Cherokee 2WD	Returned to Lienholder	Agreement	863	363	---	500
DUI-Related	03/17/2022	Vehicle	2021 BMW 430XI	Returned to Lienholder	Court Ordered Return	920	420	---	500
Controlled Substance	05/17/2022	Cash		Cash Forfeiture	Judicial Forfeiture	612	---	---	612
Controlled Substance	07/12/2022	Cash		Cash Forfeiture	Administrative Forfeiture	1,072	---	---	1,072
Controlled Substance	08/02/2022	Vehicle	2016 Hyundai Genesis AWD	Returned to Owner	Court Ordered Return	2,240	245	---	1,995
Controlled Substance	05/17/2022	Vehicle	2011 GMC Acadia AWD	Returned to Owner	Judicial Forfeiture	3,285	285	---	3,000
Agency Total						\$11,612	\$1,958	\$---	\$9,654
Shakopee Police Department									
DUI-Related	12/12/2022	Vehicle	2007 Toyota Camry	Salvage Yard	Administrative Forfeiture	---	---	---	---
Controlled Substance	12/18/2022	Vehicle	2005 Chevrolet Malibu	Salvage Yard	Administrative Forfeiture	---	---	---	---
DUI-Related	01/18/2022	Vehicle	2003 Buick Century Estate Wagon	Returned to Owner	Agreement	---	---	---	---
DUI-Related	08/01/2022	Vehicle	2006 Honda Accord	Salvage Yard	Administrative Forfeiture	---	---	---	---
2nd Degree Assault	11/03/2022	Vehicle	2005 Chevrolet Tahoe	Salvage Yard	Judicial Forfeiture	---	---	---	---
DUI-Related	08/01/2022	Vehicle	2000 Jeep Grand Cherokee 4WD	Salvage Yard	Administrative Forfeiture	---	---	---	---
DUI-Related	08/01/2022	Vehicle	2004 Pontiac Grand Prix	Salvage Yard	Administrative Forfeiture	---	---	---	---
DUI-Related	02/15/2022	Vehicle	2008 Ford Focus	Salvage Yard	Judicial Forfeiture	---	---	---	---
DUI-Related	04/11/2022	Vehicle	2004 Audi A4 quattro	Salvage Yard	Administrative Forfeiture	---	---	---	---
DUI-Related	04/06/2022	Vehicle	2008 Kia Rio	Salvage Yard	Administrative Forfeiture	---	---	---	---
Controlled Substance	02/23/2022	Firearm	Glock - 0.4 Caliber - Pistol	Property Destroyed	Administrative Forfeiture	---	---	---	---
Carrying a Rifle or Shotgun	08/04/2022	Firearm	Ruger - 0.38 Caliber - Pistol	Property Destroyed	Summary Forfeiture	---	---	---	---
Carrying a Rifle or Shotgun	06/09/2022	Firearm	Glock - 0.45 Caliber - Pistol	Property Destroyed	Summary Forfeiture	---	---	---	---
Carrying a Rifle or Shotgun	06/09/2022	Firearm	Bersa - 0.38 Caliber - Pistol	Property Destroyed	Summary Forfeiture	---	---	---	---
Carrying a Rifle or Shotgun	06/09/2022	Firearm	Glock - 9 Millimeter - Pistol	Property Destroyed	Summary Forfeiture	---	---	---	---
Carrying a Rifle or Shotgun	06/09/2022	Firearm	Taurus - 0.4 Caliber - Pistol	Property Destroyed	Summary Forfeiture	---	---	---	---
Carrying a Rifle or Shotgun	11/03/2022	Firearm	Glock - 0.4 Caliber - Pistol	Property Destroyed	Summary Forfeiture	---	---	---	---
Controlled Substance	04/01/2022	Firearm	Smith and Wesson - 9 Millimeter - Pistol	Property Destroyed	Administrative Forfeiture	---	---	---	---

*When expenses exceed the gross amount received, the net proceeds available for distribution are shown as zero.

Table 2A
Property Seized Subject to State Forfeiture - Final Disposition - 2022
Sorted by Agency and Net Proceeds

Entity and Crime	Disposition Date	Type of Property	Property Detail	Disposition of Property	Basis of Disposition	Gross Sales	Expenses Paid	Amount Returned	Net Proceeds*
Shakopee Police Department (Continued)									
DUI-Related	02/23/2022	Firearm	Ruger - 9 Millimeter - Pistol	Property Destroyed	Administrative Forfeiture	---	---	---	---
Controlled Substance	06/09/2022	Cash		Cash Forfeiture	Administrative Forfeiture	70	---	---	70
Controlled Substance	06/09/2022	Cash		Cash Forfeiture	Administrative Forfeiture	114	---	---	114
Controlled Substance	11/07/2022	Cash		Cash Forfeiture	Administrative Forfeiture	200	---	---	200
Controlled Substance	06/09/2022	Cash		Cash Forfeiture	Administrative Forfeiture	204	---	---	204
DUI-Related	09/12/2022	Vehicle	2006 GMC Envoy 4WD	Returned to Owner	Agreement	250	---	---	250
DUI-Related	08/12/2022	Vehicle	2002 Mercury Sable	Property Sold	Administrative Forfeiture	700	450	---	250
Controlled Substance	06/10/2022	Cash		Cash Forfeiture	Administrative Forfeiture	258	---	---	258
Controlled Substance	12/20/2022	Cash		Cash Forfeiture	Administrative Forfeiture	366	---	---	366
Controlled Substance	08/04/2022	Cash		Cash Forfeiture	Administrative Forfeiture	411	---	---	411
Controlled Substance	01/21/2022	Cash		Cash Forfeiture	Administrative Forfeiture	475	---	---	475
DUI-Related	11/03/2022	Vehicle	2004 Honda Accord	Property Sold	Administrative Forfeiture	1,100	602	---	498
DUI-Related	11/21/2022	Vehicle	2011 Honda Accord	Returned to Owner	Agreement	500	---	---	500
DUI-Related	01/07/2022	Vehicle	2019 Nissan Kicks	Returned to Lienholder	Agreement	500	---	---	500
DUI-Related	01/24/2022	Vehicle	2003 Honda Accord	Returned per Agreement	Agreement	500	---	---	500
DUI-Related	01/26/2022	Vehicle	2003 Ford E150	Returned to Owner	Agreement	500	---	---	500
Controlled Substance	02/17/2022	Vehicle	2012 Ford F150	Returned to Lienholder	Agreement	500	---	---	500
DUI-Related	02/28/2022	Vehicle	2007 Cadillac Escalade 4WD	Returned to Owner	Agreement	500	---	---	500
DUI-Related	09/23/2022	Vehicle	2014 Subaru Impreza	Returned per Agreement	Agreement	500	---	---	500
DUI-Related	08/09/2022	Vehicle	2016 Ford F150	Returned to Lienholder	Agreement	500	---	---	500
DUI-Related	08/11/2022	Vehicle	2017 Kia Forte	Returned per Agreement	Agreement	500	---	---	500
DUI-Related	08/31/2022	Vehicle	2017 Kia Soul	Returned to Lienholder	Agreement	500	---	---	500
DUI-Related	04/18/2022	Vehicle	2016 Toyota Tacoma	Returned per Agreement	Agreement	500	---	---	500
DUI-Related	04/28/2022	Vehicle	2019 Jeep Compass 4WD	Returned per Agreement	Agreement	500	---	---	500
Controlled Substance	04/12/2022	Vehicle	2015 Chevrolet Silverado	Returned to Lienholder	Agreement	500	---	---	500
DUI-Related	02/18/2022	Vehicle	2011 Honda Accord	Returned to Owner	Agreement	500	---	---	500
Controlled Substance	02/03/2022	Vehicle	2012 Mercedes-Benz SL550	Returned per Agreement	Agreement	500	---	---	500
DUI-Related	03/21/2022	Vehicle	2003 Honda Pilot 4WD	Returned to Owner	Agreement	500	---	---	500
DUI-Related	03/30/2022	Vehicle	2013 Toyota Highlander	Returned to Lienholder	Agreement	500	---	---	500
Controlled Substance	12/20/2022	Cash		Cash Forfeiture	Administrative Forfeiture	502	---	---	502
Controlled Substance	03/10/2022	Cash		Cash Forfeiture	Administrative Forfeiture	545	---	---	545
Controlled Substance	01/21/2022	Cash		Cash Forfeiture	Administrative Forfeiture	575	---	---	575
Controlled Substance	09/13/2022	Cash		Cash Forfeiture	Agreement	600	---	---	600
Controlled Substance	04/01/2022	Cash		Cash Forfeiture	Administrative Forfeiture	732	---	---	732

*When expenses exceed the gross amount received, the net proceeds available for distribution are shown as zero.

Table 2A
Property Seized Subject to State Forfeiture - Final Disposition - 2022
Sorted by Agency and Net Proceeds

Entity and Crime	Disposition Date	Type of Property	Property Detail	Disposition of Property	Basis of Disposition	Gross Sales	Expenses Paid	Amount Returned	Net Proceeds*
Shakopee Police Department (Continued)									
Controlled Substance	11/22/2022	Cash		Cash Forfeiture	Administrative Forfeiture	790	---	---	790
DUI-Related	05/06/2022	Vehicle	2010 Chrysler Sebring	Property Sold	Administrative Forfeiture	1,500	625	---	875
Controlled Substance	12/20/2022	Cash		Cash Forfeiture	Administrative Forfeiture	1,048	---	---	1,048
Controlled Substance	07/29/2022	Vehicle	2006 Buick Lucerne	Property Sold	Administrative Forfeiture	1,300	230	---	1,070
Controlled Substance	05/27/2022	Vehicle	2010 Ford Taurus	Property Sold	Administrative Forfeiture	2,200	915	---	1,285
Controlled Substance	04/01/2022	Cash		Cash Forfeiture	Administrative Forfeiture	1,332	---	---	1,332
DUI-Related	11/03/2022	Vehicle	2011 Honda Accord	Property Sold	Administrative Forfeiture	2,000	650	---	1,350
DUI-Related	05/06/2022	Vehicle	2014 Ford Focus	Property Sold	Administrative Forfeiture	2,100	725	---	1,375
Controlled Substance	07/21/2022	Vehicle	2017 Honda Civic	Returned to Owner	Agreement	1,500	---	---	1,500
Controlled Substance	12/20/2022	Cash		Cash Forfeiture	Administrative Forfeiture	1,529	---	---	1,529
DUI-Related	03/04/2022	Vehicle	2006 Nissan Altima	Property Sold	Administrative Forfeiture	2,900	555	---	2,345
Controlled Substance	06/09/2022	Cash		Cash Forfeiture	Administrative Forfeiture	2,815	---	---	2,815
Controlled Substance	12/20/2022	Cash		Cash Forfeiture	Administrative Forfeiture	3,087	---	---	3,087
DUI-Related	08/23/2022	Motorcycle	2017 Kawasaki KLR650	Property Sold	Administrative Forfeiture	4,100	979	---	3,121
Controlled Substance	03/10/2022	Cash		Cash Forfeiture	Administrative Forfeiture	3,233	---	---	3,233
Controlled Substance	10/07/2022	Cash		Cash Forfeiture	Agreement	4,635	---	---	4,635
Controlled Substance	10/07/2022	Vehicle	2014 Nissan Pathfinder	Returned to Owner	Agreement	4,800	---	---	4,800
Theft	10/28/2022	Vehicle	2006 Ford F350	Property Sold	Judicial Forfeiture	6,200	1,270	---	4,930
DUI-Related	04/04/2022	Vehicle	2014 Ford F150	Property Sold	Administrative Forfeiture	26,250	16,393	---	9,857
Agency Total						\$88,921	\$23,394	\$---	\$65,527
Sherburne County Sheriff's Office									
Controlled Substance	12/15/2022	Firearm	ASI Pasimax - 12 Gauge - Unknown	Retained for Destruction	Administrative Forfeiture	---	---	---	---
Controlled Substance	08/05/2022	Firearm	Kel-Tec - 9 Millimeter - Machine Gun	Retained for Destruction	Administrative Forfeiture	---	---	---	---
Controlled Substance	08/05/2022	Firearm	Smith and Wesson - 9 Millimeter - Pistol	Retained for Destruction	Administrative Forfeiture	---	---	---	---
Controlled Substance	08/05/2022	Firearm	American Tactical - 12 Gauge - Unknown	Retained for Destruction	Administrative Forfeiture	---	---	---	---
Controlled Substance	08/05/2022	Firearm	Kimber - 9 Millimeter - Pistol	Retained for Destruction	Administrative Forfeiture	---	---	---	---
Controlled Substance	12/15/2022	Firearm	Beretta - 9 Millimeter - Unknown	Retained for Destruction	Administrative Forfeiture	---	---	---	---
Controlled Substance	12/15/2022	Firearm	American Tactical - 0.22 Caliber - Rifle	Retained for Destruction	Administrative Forfeiture	---	---	---	---
Controlled Substance	12/15/2022	Firearm	Typhoon - 12 Gauge - Shotgun	Retained for Destruction	Administrative Forfeiture	---	---	---	---
Controlled Substance	12/15/2022	Firearm	Diamondback - 0.22 Caliber - Rifle	Retained for Destruction	Administrative Forfeiture	---	---	---	---
Controlled Substance	08/30/2022	Firearm	WM Moore and Co. - 12 Gauge - Unknown	Returned to Owner	Judicial Forfeiture	---	---	---	---
Controlled Substance	08/30/2022	Firearm	Freedom Arms - 0.22 Caliber - Unknown	Returned to Owner	Judicial Forfeiture	---	---	---	---
Controlled Substance	08/30/2022	Firearm	PKP Inc. - 0.38 Caliber - Unknown	Returned to Owner	Judicial Forfeiture	---	---	---	---

*When expenses exceed the gross amount received, the net proceeds available for distribution are shown as zero.

Table 2A
Property Seized Subject to State Forfeiture - Final Disposition - 2022
Sorted by Agency and Net Proceeds

Entity and Crime	Disposition Date	Type of Property	Property Detail	Disposition of Property	Basis of Disposition	Gross Sales	Expenses Paid	Amount Returned	Net Proceeds*
Sherburne County Sheriff's Office (Continued)									
Controlled Substance	08/30/2022	Firearm	Smith and Wesson - 0.36 Caliber - Unknown	Returned to Owner	Judicial Forfeiture	---	---	---	---
Controlled Substance	08/30/2022	Firearm	Misr-10 - 8 Millimeter - Unknown	Returned to Owner	Judicial Forfeiture	---	---	---	---
Controlled Substance	08/30/2022	Firearm	Winchester - 0.3 Caliber - Unknown	Returned to Owner	Judicial Forfeiture	---	---	---	---
Controlled Substance	08/30/2022	Firearm	Winchester - 0.3 Caliber - Unknown	Returned to Owner	Judicial Forfeiture	---	---	---	---
Controlled Substance	08/30/2022	Firearm	Browning - 0.22 Caliber - Rifle	Returned to Owner	Judicial Forfeiture	---	---	---	---
Controlled Substance	08/30/2022	Firearm	Jukar Flintlock - 9 Millimeter - Pistol	Returned to Owner	Judicial Forfeiture	---	---	---	---
Controlled Substance	08/30/2022	Firearm	Maadi - 8 Millimeter - Unknown	Returned to Owner	Judicial Forfeiture	---	---	---	---
Controlled Substance	08/30/2022	Firearm	Savage - 0.41 Caliber - Unknown	Returned to Owner	Judicial Forfeiture	---	---	---	---
Controlled Substance	08/30/2022	Firearm	Misr - 8 Millimeter - Unknown	Returned to Owner	Judicial Forfeiture	---	---	---	---
Controlled Substance	08/30/2022	Firearm	Norinco - 8 Millimeter - Unknown	Returned to Owner	Judicial Forfeiture	---	---	---	---
Controlled Substance	08/30/2022	Firearm	Remington Guns - 0.22 Caliber - Rifle	Returned to Owner	Judicial Forfeiture	---	---	---	---
Controlled Substance	08/30/2022	Firearm	Smith and Wesson - 0.44 Caliber - Unknown	Returned to Owner	Judicial Forfeiture	---	---	---	---
Controlled Substance	08/30/2022	Firearm	Intratec - 9 Millimeter - Pistol	Returned to Owner	Judicial Forfeiture	---	---	---	---
Controlled Substance	08/30/2022	Firearm	Mossberg - 12 Gauge - Unknown	Returned to Owner	Judicial Forfeiture	---	---	---	---
Controlled Substance	08/30/2022	Firearm	Marlin - 0.3 Caliber - Rifle	Returned to Owner	Judicial Forfeiture	---	---	---	---
DUI-Related	08/30/2022	Firearm	Mosin-Nagant - 12 Gauge - Unknown	Returned to Owner	Judicial Forfeiture	---	---	---	---
Controlled Substance	08/30/2022	Firearm	BNP - 0.3 Caliber - Unknown	Returned to Owner	Judicial Forfeiture	---	---	---	---
Controlled Substance	08/30/2022	Firearm	Remington Guns - 0.22 Caliber - Rifle	Returned to Owner	Judicial Forfeiture	---	---	---	---
Controlled Substance	08/30/2022	Firearm	Winchester - 12 Gauge - Unknown	Returned to Owner	Judicial Forfeiture	---	---	---	---
Controlled Substance	08/30/2022	Firearm	Remington Guns - 12 Gauge - Unknown	Returned to Owner	Judicial Forfeiture	---	---	---	---
Controlled Substance	08/30/2022	Firearm	Mercury Magnum - 10 Gauge - Unknown	Returned to Owner	Judicial Forfeiture	---	---	---	---
Controlled Substance	08/30/2022	Firearm	Browning - 0.3 Caliber - Unknown	Returned to Owner	Judicial Forfeiture	---	---	---	---
Controlled Substance	08/30/2022	Firearm	Hesse - 0.32 Caliber - Unknown	Returned to Owner	Judicial Forfeiture	---	---	---	---
Controlled Substance	08/30/2022	Firearm	Sears - 12 Gauge - Unknown	Returned to Owner	Judicial Forfeiture	---	---	---	---
Controlled Substance	08/30/2022	Firearm	Remington Guns - 0.3 Caliber - Unknown	Returned to Owner	Judicial Forfeiture	---	---	---	---
Controlled Substance	08/30/2022	Firearm	Marlin - 0.38 Caliber - Unknown	Returned to Owner	Judicial Forfeiture	---	---	---	---
Controlled Substance	08/30/2022	Firearm	Mossberg - 12 Gauge - Shotgun	Returned to Owner	Judicial Forfeiture	---	---	---	---
Controlled Substance	08/30/2022	Firearm	MAS - 12 Gauge - Unknown	Returned to Owner	Judicial Forfeiture	---	---	---	---
Controlled Substance	08/30/2022	Firearm	Maas-Sgypt - 8 Millimeter - Unknown	Returned to Owner	Judicial Forfeiture	---	---	---	---
Controlled Substance	08/30/2022	Firearm	FN - 7 Millimeter - Unknown	Returned to Owner	Judicial Forfeiture	---	---	---	---
Controlled Substance	08/30/2022	Firearm	Beretta - 12 Gauge - Unknown	Retained for Destruction	Judicial Forfeiture	---	---	---	---
Controlled Substance	08/30/2022	Firearm	Winchester - 28 Gauge - Shotgun	Returned to Owner	Judicial Forfeiture	---	---	---	---
Controlled Substance	08/30/2022	Firearm	Remington Guns - 12 Gauge - Unknown	Returned to Owner	Judicial Forfeiture	---	---	---	---
Controlled Substance	08/30/2022	Firearm	Ruger - 12 Gauge - Unknown	Returned to Owner	Judicial Forfeiture	---	---	---	---

*When expenses exceed the gross amount received, the net proceeds available for distribution are shown as zero.

Table 2A
Property Seized Subject to State Forfeiture - Final Disposition - 2022
Sorted by Agency and Net Proceeds

Entity and Crime	Disposition Date	Type of Property	Property Detail	Disposition of Property	Basis of Disposition	Gross Sales	Expenses Paid	Amount Returned	Net Proceeds*
Sherburne County Sheriff's Office (Continued)									
Controlled Substance	08/30/2022	Firearm	Savage - 0.41 Caliber - Unknown	Returned to Owner	Judicial Forfeiture	---	---	---	---
Controlled Substance	08/30/2022	Firearm	Mossberg - 0.41 Caliber - Unknown	Returned to Owner	Judicial Forfeiture	---	---	---	---
Controlled Substance	08/30/2022	Firearm	F.LLI Pietta - 0.44 Caliber - Pistol	Retained for Destruction	Administrative Forfeiture	---	---	---	---
Controlled Substance	08/30/2022	Firearm	F.LLI Pietta - 0.44 Caliber - Pistol	Retained for Destruction	Administrative Forfeiture	---	---	---	---
Controlled Substance	08/30/2022	Firearm	Beretta - 9 Millimeter - Pistol	Retained for Destruction	Judicial Forfeiture	---	---	---	---
Controlled Substance	08/30/2022	Firearm	Glock - 0.4 Caliber - Pistol	Retained for Destruction	Judicial Forfeiture	---	---	---	---
Controlled Substance	08/30/2022	Firearm	Huldra Mark IV - 6 Millimeter - Rifle	Retained for Destruction	Judicial Forfeiture	---	---	---	---
Controlled Substance	08/30/2022	Firearm	Springfield - 0.45 Caliber - Pistol	Retained for Destruction	Judicial Forfeiture	---	---	---	---
Controlled Substance	04/06/2022	Cash		Cash Forfeiture	Administrative Forfeiture	105	---	---	105
Controlled Substance	03/10/2022	Cash		Cash Forfeiture	Administrative Forfeiture	184	---	---	184
Controlled Substance	04/22/2022	Cash		Cash Forfeiture	Administrative Forfeiture	185	---	---	185
Controlled Substance	08/05/2022	Vehicle	2003 Cadillac DeVille	Property Sold	Judicial Forfeiture	1,000	604	---	396
Controlled Substance	04/06/2022	Cash		Cash Forfeiture	Administrative Forfeiture	503	---	---	503
DUI-Related	10/18/2022	Cash		Cash Forfeiture	Administrative Forfeiture	510	---	---	510
Controlled Substance	08/15/2022	Cash		Cash Forfeiture	Administrative Forfeiture	616	---	---	616
Fleeing a Peace Officer	04/28/2022	Vehicle	2008 Chevrolet Impala	Property Sold	Judicial Forfeiture	1,475	661	---	814
Controlled Substance	07/06/2022	Cash		Cash Forfeiture	Administrative Forfeiture	1,147	---	---	1,147
DUI-Related	10/04/2022	Vehicle	2013 Ford Edge	Property Sold	Administrative Forfeiture	2,675	772	---	1,903
Controlled Substance	08/05/2022	Vehicle	2003 Dodge Ram	Property Sold	Administrative Forfeiture	2,550	634	---	1,916
Controlled Substance	09/12/2022	Cash		Cash Forfeiture	Administrative Forfeiture	2,403	---	---	2,403
Controlled Substance	04/28/2022	Cash		Cash Forfeiture	Administrative Forfeiture	3,162	---	---	3,162
Controlled Substance	04/28/2022	Cash		Cash Forfeiture	Administrative Forfeiture	3,866	---	---	3,866
Controlled Substance	03/28/2022	Cash		Cash Forfeiture	Administrative Forfeiture	5,557	---	---	5,557
Controlled Substance	08/05/2022	Cash		Cash Forfeiture	Administrative Forfeiture	8,353	---	178	8,175
DUI-Related	11/29/2022	Vehicle	1972 Chevrolet Corvette	Property Sold	Judicial Forfeiture	9,350	833	---	8,517
Controlled Substance	12/06/2022	Cash		Cash Forfeiture	Administrative Forfeiture	10,686	---	---	10,686
Controlled Substance	08/05/2022	Cash		Cash Forfeiture	Judicial Forfeiture	52,334	---	2,822	49,512
Agency Total						\$106,661	\$3,504	\$3,000	\$100,157
Sibley County Sheriff's Office									
DUI-Related	11/30/2022	Vehicle	2007 Toyota Matrix	Property Sold	Judicial Forfeiture	4,023	215	---	3,808
Agency Total						\$4,023	\$215	\$---	\$3,808

*When expenses exceed the gross amount received, the net proceeds available for distribution are shown as zero.

Table 2A
Property Seized Subject to State Forfeiture - Final Disposition - 2022
Sorted by Agency and Net Proceeds

Entity and Crime	Disposition Date	Type of Property	Property Detail	Disposition of Property	Basis of Disposition	Gross Sales	Expenses Paid	Amount Returned	Net Proceeds*
Sleepy Eye Police Department									
Controlled Substance	03/25/2022	Cash		Cash Forfeiture	Administrative Forfeiture	222	---	---	222
Agency Total						\$222	\$---	\$---	\$222
South Central Drug Investigation Unit									
Controlled Substance	04/26/2022	Vehicle	2008 Chevrolet Silverado	Property Retained	Administrative Forfeiture	---	111	---	---
Controlled Substance	12/28/2022	Vehicle	2004 Oldsmobile Alero	Property Abandoned	Court Ordered Return	---	---	---	---
Controlled Substance	04/26/2022	Cash		Returned to Owner	Agreement	2,800	---	2,800	---
Controlled Substance	01/05/2022	Firearm	Beretta - 0.4 Caliber - Pistol	Property Sold	Administrative Forfeiture	106	---	---	106
Controlled Substance	01/05/2022	Firearm	Smith and Wesson - 0.22 Caliber - Pistol	Property Sold	Administrative Forfeiture	106	---	---	106
Controlled Substance	02/02/2022	Vehicle	2005 Buick LaCrosse	Salvage Yard	Administrative Forfeiture	350	---	---	350
Controlled Substance	07/21/2022	Cash		Cash Forfeiture	Administrative Forfeiture	431	---	---	431
Controlled Substance	07/21/2022	Cash		Cash Forfeiture	Administrative Forfeiture	500	---	---	500
Controlled Substance	07/21/2022	Cash		Cash Forfeiture	Administrative Forfeiture	1,115	---	---	1,115
Controlled Substance	07/21/2022	Cash		Cash Forfeiture	Administrative Forfeiture	1,391	---	---	1,391
Controlled Substance	07/21/2022	Cash		Cash Forfeiture	Administrative Forfeiture	8,222	---	---	8,222
Agency Total						\$15,021	\$111	\$2,800	\$12,221
South Lake Minnetonka Police Department									
DUI-Related	03/03/2022	Vehicle	2002 Toyota Camry	Property Sold	Administrative Forfeiture	2,050	421	---	1,629
DUI-Related	08/24/2022	Vehicle	2018 Hyundai Sonata	Returned to Owner	Agreement	2,500	505	---	1,995
DUI-Related	09/12/2022	Vehicle	2006 Honda Civic 2Dr	Property Sold	Administrative Forfeiture	3,900	778	---	3,122
Agency Total						\$8,450	\$1,704	\$---	\$6,746
South Saint Paul Police Department									
DUI-Related	04/14/2022	Vehicle	2005 Chevrolet Classic	Property Sold	Administrative Forfeiture	400	178	---	222
DUI-Related	03/28/2022	Motorcycle	2018 Yamaha Bintelli	Property Sold	Administrative Forfeiture	650	203	---	447
Agency Total						\$1,050	\$381	\$---	\$669
Southeast Minnesota Violent Crime Enforcement Team									
Controlled Substance	03/15/2022	Vehicle	2010 Acura SLX	Returned to Owner	Court Ordered Return	---	---	---	---
Controlled Substance	07/21/2022	Vehicle	2006 Chrysler Sebring 4 Door	Returned to Owner	Judicial Forfeiture	---	---	---	---
Controlled Substance	11/09/2022	Vehicle	2003 Ford Escape	Returned to Owner	Court Ordered Return	240	240	---	---
Controlled Substance	03/15/2022	Cash		Returned to Owner	Administrative Forfeiture	262	---	262	---
Controlled Substance	06/21/2022	Cash		Returned to Owner	Administrative Forfeiture	312	---	312	---

*When expenses exceed the gross amount received, the net proceeds available for distribution are shown as zero.

Table 2A
Property Seized Subject to State Forfeiture - Final Disposition - 2022
Sorted by Agency and Net Proceeds

Entity and Crime	Disposition Date	Type of Property	Property Detail	Disposition of Property	Basis of Disposition	Gross Sales	Expenses Paid	Amount Returned	Net Proceeds*
Southeast Minnesota Violent Crime Enforcement Team (Continued)									
Controlled Substance	11/04/2022	Cash		Returned to Owner	Administrative Forfeiture	609	---	609	---
Controlled Substance	11/01/2022	Cash		Returned to Owner	Court Ordered Return	735	---	735	---
Controlled Substance	03/02/2022	Cash		Returned to Owner	Judicial Forfeiture	1,375	---	1,375	---
Controlled Substance	12/19/2022	Cash		Returned to Owner	Judicial Forfeiture	5,620	---	5,620	---
Controlled Substance	03/22/2022	Cash		Returned to Owner	Agreement	7,629	---	7,629	---
Controlled Substance	07/22/2022	Cash		Returned to Owner	Judicial Forfeiture	16,588	---	16,588	---
Controlled Substance	02/24/2022	Vehicle	2003 Mazda MX-6	Salvage Yard	Administrative Forfeiture	75	---	---	75
Controlled Substance	07/22/2022	Firearm	Springfield - 9 Millimeter - Pistol	Property Sold	Judicial Forfeiture	75	---	---	75
Controlled Substance	12/09/2022	Firearm	Smith and Wesson - 9 Millimeter - Pistol	Property Sold	Judicial Forfeiture	75	---	---	75
Controlled Substance	07/22/2022	Firearm	Other - 9 Millimeter - Pistol	Property Sold	Judicial Forfeiture	75	---	---	75
Controlled Substance	08/08/2022	Firearm	Stoeger - 9 Millimeter - Pistol	Property Sold	Administrative Forfeiture	75	---	---	75
Controlled Substance	11/05/2022	Firearm	Smith and Wesson - 0.4 Caliber - Pistol	Property Sold	Administrative Forfeiture	100	---	---	100
Controlled Substance	04/20/2022	Firearm	Sportsman - 12 Gauge - Shotgun	Property Sold	Administrative Forfeiture	100	---	---	100
Controlled Substance	07/22/2022	Firearm	Sig Sauer - 0.22 Caliber - Pistol	Property Sold	Judicial Forfeiture	100	---	---	100
Controlled Substance	03/22/2022	Firearm	CZ-USA - 9 Millimeter - Rifle	Property Sold	Agreement	200	---	---	200
Controlled Substance	03/22/2022	Firearm	Aero Precision - 0.22 Caliber - Rifle	Property Sold	Agreement	200	---	---	200
Controlled Substance	11/09/2022	Cash		Returned to Owner	Court Ordered Return	791	---	551	240
Controlled Substance	11/30/2022	Cash		Cash Forfeiture	Administrative Forfeiture	301	---	---	301
Controlled Substance	11/30/2022	Cash		Cash Forfeiture	Administrative Forfeiture	305	---	---	305
Controlled Substance	11/04/2022	Cash		Cash Forfeiture	Administrative Forfeiture	306	---	---	306
Controlled Substance	04/24/2022	Cash		Cash Forfeiture	Administrative Forfeiture	358	---	---	358
Controlled Substance	04/24/2022	Firearm	SKS - 9 Millimeter - Carbine	Property Sold	Administrative Forfeiture	375	---	---	375
Controlled Substance	04/24/2022	Firearm	GForce Arms - 12 Gauge - Shotgun	Property Sold	Administrative Forfeiture	375	---	---	375
Controlled Substance	03/22/2022	Firearm	Glock - 0.4 Caliber - Pistol	Property Sold	Agreement	375	---	---	375
Controlled Substance	03/22/2022	Firearm	Micro Draw - 9 Millimeter - Carbine	Property Sold	Agreement	375	---	---	375
Controlled Substance	03/22/2022	Firearm	Girsan - 9 Millimeter - Pistol	Property Sold	Agreement	375	---	---	375
Controlled Substance	03/22/2022	Firearm	Springfield - 9 Millimeter - Pistol	Property Sold	Agreement	375	---	---	375
Controlled Substance	12/23/2022	Cash		Cash Forfeiture	Administrative Forfeiture	420	---	---	420
Controlled Substance	08/27/2022	Cash		Cash Forfeiture	Administrative Forfeiture	517	---	---	517
Controlled Substance	12/20/2022	Cash		Cash Forfeiture	Administrative Forfeiture	645	---	---	645
Controlled Substance	08/27/2022	Cash		Cash Forfeiture	Administrative Forfeiture	679	---	---	679
Controlled Substance	11/30/2022	Cash		Cash Forfeiture	Administrative Forfeiture	710	---	---	710
Controlled Substance	01/27/2022	Cash		Cash Forfeiture	Administrative Forfeiture	756	---	---	756
Controlled Substance	11/22/2022	Cash		Cash Forfeiture	Administrative Forfeiture	799	---	---	799

*When expenses exceed the gross amount received, the net proceeds available for distribution are shown as zero.

Table 2A
Property Seized Subject to State Forfeiture - Final Disposition - 2022
Sorted by Agency and Net Proceeds

Entity and Crime	Disposition Date	Type of Property	Property Detail	Disposition of Property	Basis of Disposition	Gross Sales	Expenses Paid	Amount Returned	Net Proceeds*
Southeast Minnesota Violent Crime Enforcement Team (Continued)									
Controlled Substance	04/29/2022	Cash		Cash Forfeiture	Administrative Forfeiture	805	---	---	805
Controlled Substance	03/10/2022	Cash		Cash Forfeiture	Administrative Forfeiture	816	---	---	816
Controlled Substance	03/15/2022	Cash		Cash Forfeiture	Administrative Forfeiture	911	---	---	911
Controlled Substance	09/09/2022	Cash		Cash Forfeiture	Judicial Forfeiture	941	---	---	941
Controlled Substance	04/19/2022	Cash		Cash Forfeiture	Administrative Forfeiture	1,015	---	---	1,015
Controlled Substance	01/20/2022	Cash		Cash Forfeiture	Administrative Forfeiture	1,017	---	---	1,017
Controlled Substance	05/12/2022	Cash		Cash Forfeiture	Administrative Forfeiture	1,933	---	---	1,933
Controlled Substance	12/17/2022	Cash		Cash Forfeiture	Administrative Forfeiture	2,355	---	---	2,355
Controlled Substance	01/04/2022	Cash		Cash Forfeiture	Administrative Forfeiture	2,391	---	---	2,391
Controlled Substance	05/21/2022	Vehicle	2007 Infiniti G35	Property Sold	Administrative Forfeiture	3,100	537	---	2,563
Controlled Substance	06/14/2022	Cash		Cash Forfeiture	Administrative Forfeiture	2,664	---	---	2,664
Controlled Substance	01/31/2022	Cash		Cash Forfeiture	Administrative Forfeiture	2,704	---	---	2,704
Controlled Substance	11/01/2022	Vehicle	2004 Chevrolet Avalanche	Property Sold	Judicial Forfeiture	2,750	---	---	2,750
Controlled Substance	12/20/2022	Cash		Cash Forfeiture	Administrative Forfeiture	2,958	---	---	2,958
Controlled Substance	06/21/2022	Cash		Cash Forfeiture	Judicial Forfeiture	3,123	---	---	3,123
Controlled Substance	03/29/2022	Cash		Cash Forfeiture	Administrative Forfeiture	3,475	---	---	3,475
Controlled Substance	07/19/2022	Cash		Cash Forfeiture	Administrative Forfeiture	3,766	---	---	3,766
Controlled Substance	08/27/2022	Cash		Cash Forfeiture	Administrative Forfeiture	3,977	---	---	3,977
Controlled Substance	07/29/2022	Cash		Cash Forfeiture	Administrative Forfeiture	4,076	---	---	4,076
Controlled Substance	06/10/2022	Vehicle	2003 GMC Sierra 1500	Returned to Owner	Judicial Forfeiture	4,500	---	---	4,500
Controlled Substance	11/16/2022	Cash		Cash Forfeiture	Administrative Forfeiture	4,518	---	---	4,518
Controlled Substance	01/20/2022	Cash		Cash Forfeiture	Administrative Forfeiture	5,572	---	---	5,572
Controlled Substance	05/21/2022	Cash		Cash Forfeiture	Administrative Forfeiture	7,330	---	---	7,330
Controlled Substance	08/03/2022	Cash		Cash Forfeiture	Judicial Forfeiture	8,074	---	---	8,074
Controlled Substance	11/30/2022	Cash		Cash Forfeiture	Administrative Forfeiture	9,340	---	---	9,340
Controlled Substance	01/13/2022	Cash		Cash Forfeiture	Administrative Forfeiture	15,930	---	6,000	9,930
Controlled Substance	12/09/2022	Cash		Cash Forfeiture	Judicial Forfeiture	10,960	---	---	10,960
Controlled Substance	03/15/2022	Cash		Cash Forfeiture	Judicial Forfeiture	11,934	---	---	11,934
Controlled Substance	12/20/2022	Cash		Cash Forfeiture	Administrative Forfeiture	14,253	---	---	14,253
Controlled Substance	12/19/2022	Cash		Cash Forfeiture	Judicial Forfeiture	33,763	---	---	33,763
Agency Total						\$214,233	\$777	\$39,681	\$173,775
Southwest Hennepin Drug Task Force									
Controlled Substance	01/07/2022	Firearm	Smith and Wesson - 9 Millimeter - Pistol	Retained for Destruction	Administrative Forfeiture	---	---	---	---

*When expenses exceed the gross amount received, the net proceeds available for distribution are shown as zero.

Table 2A
Property Seized Subject to State Forfeiture - Final Disposition - 2022
Sorted by Agency and Net Proceeds

Entity and Crime	Disposition Date	Type of Property	Property Detail	Disposition of Property	Basis of Disposition	Gross Sales	Expenses Paid	Amount Returned	Net Proceeds*
Southwest Hennepin Drug Task Force (Continued)									
Controlled Substance	03/04/2022	Firearm	Ruger - 9 Millimeter - Pistol	Retained for Destruction	Administrative Forfeiture	---	---	---	---
Controlled Substance	12/05/2022	Firearm	CZ-USA - 9 Millimeter - Pistol	Retained for Destruction	Administrative Forfeiture	---	---	---	---
Controlled Substance	12/05/2022	Firearm	Glock - 9 Millimeter - Pistol	Retained for Destruction	Administrative Forfeiture	---	---	---	---
Controlled Substance	12/05/2022	Firearm	Glock - 0.38 Caliber - Pistol	Retained for Destruction	Administrative Forfeiture	---	---	---	---
Controlled Substance	12/05/2022	Firearm	Springfield - 0.45 Caliber - Pistol	Retained for Destruction	Administrative Forfeiture	---	---	---	---
Controlled Substance	12/05/2022	Firearm	Ruger - 9 Millimeter - Pistol	Retained for Destruction	Administrative Forfeiture	---	---	---	---
Controlled Substance	12/05/2022	Firearm	Glock - 9 Millimeter - Pistol	Retained for Destruction	Administrative Forfeiture	---	---	---	---
Controlled Substance	12/05/2022	Firearm	Ruger - 0.38 Caliber - Pistol	Retained for Destruction	Administrative Forfeiture	---	---	---	---
Controlled Substance	12/05/2022	Firearm	Springfield - 9 Millimeter - Pistol	Retained for Destruction	Administrative Forfeiture	---	---	---	---
Controlled Substance	08/19/2022	Firearm	Springfield - 9 Millimeter - Pistol	Retained for Destruction	Administrative Forfeiture	---	---	---	---
Controlled Substance	08/19/2022	Firearm	Seekins Precision - 0.22 Caliber - Rifle	Retained for Destruction	Administrative Forfeiture	---	---	---	---
Controlled Substance	09/14/2022	Firearm	Glock - 9 Millimeter - Pistol	Retained for Destruction	Administrative Forfeiture	---	---	---	---
Controlled Substance	12/05/2022	Firearm	Smith and Wesson - 9 Millimeter - Pistol	Retained for Destruction	Administrative Forfeiture	---	---	---	---
Controlled Substance	12/05/2022	Firearm	Springfield - 0.45 Caliber - Pistol	Retained for Destruction	Administrative Forfeiture	---	---	---	---
Controlled Substance	08/12/2022	Firearm	Smith and Wesson - 0.38 Caliber - Revolver	Retained for Destruction	Administrative Forfeiture	---	---	---	---
Controlled Substance	08/19/2022	Firearm	Glock - 9 Millimeter - Pistol	Retained for Destruction	Administrative Forfeiture	---	---	---	---
Controlled Substance	08/12/2022	Firearm	FNH - 0.45 Caliber - Pistol	Retained for Destruction	Administrative Forfeiture	---	---	---	---
Controlled Substance	08/12/2022	Firearm	Taurus - 0.45 Caliber - Pistol	Retained for Destruction	Administrative Forfeiture	---	---	---	---
Controlled Substance	08/12/2022	Firearm	Springfield - 0.45 Caliber - Pistol	Retained for Destruction	Administrative Forfeiture	---	---	---	---
Controlled Substance	08/12/2022	Firearm	Smith and Wesson - 0.38 Caliber - Pistol	Retained for Destruction	Administrative Forfeiture	---	---	---	---
Controlled Substance	08/12/2022	Firearm	Beretta - 9 Millimeter - Pistol	Retained for Destruction	Administrative Forfeiture	---	---	---	---
Controlled Substance	08/12/2022	Firearm	Johnson Firearms - 0.3 Caliber - Rifle	Retained for Destruction	Administrative Forfeiture	---	---	---	---
Controlled Substance	08/12/2022	Firearm	Johnson Firearms - 0.38 Caliber - Revolver	Retained for Destruction	Administrative Forfeiture	---	---	---	---
Controlled Substance	08/12/2022	Firearm	Smith and Wesson - 0.22 Caliber - Pistol	Retained for Destruction	Administrative Forfeiture	---	---	---	---
Controlled Substance	08/12/2022	Firearm	Smith and Wesson - 0.38 Caliber - Pistol	Retained for Destruction	Administrative Forfeiture	---	---	---	---
Controlled Substance	08/12/2022	Firearm	Glock - 0.4 Caliber - Pistol	Retained for Destruction	Administrative Forfeiture	---	---	---	---
Controlled Substance	07/18/2022	Firearm	Glock - 9 Millimeter - Pistol	Retained for Destruction	Administrative Forfeiture	---	---	---	---
Controlled Substance	07/18/2022	Firearm	Springfield - 9 Millimeter - Pistol	Retained for Destruction	Administrative Forfeiture	---	---	---	---
Controlled Substance	07/18/2022	Firearm	Taurus - 9 Millimeter - Pistol	Retained for Destruction	Administrative Forfeiture	---	---	---	---
Controlled Substance	08/02/2022	Firearm	Canik - 9 Millimeter - Pistol	Retained for Destruction	Administrative Forfeiture	---	---	---	---
Controlled Substance	08/19/2022	Firearm	Springfield - 9 Millimeter - Pistol	Retained for Destruction	Administrative Forfeiture	---	---	---	---
Controlled Substance	08/19/2022	Firearm	Ruger - 0.44 Caliber - Revolver	Retained for Destruction	Administrative Forfeiture	---	---	---	---
Controlled Substance	06/10/2022	Firearm	Ruger - 0.22 Caliber - Rifle	Retained for Destruction	Administrative Forfeiture	---	---	---	---
Controlled Substance	07/18/2022	Firearm	Remington Guns - 0.35 Caliber - Pistol	Retained for Destruction	Administrative Forfeiture	---	---	---	---

*When expenses exceed the gross amount received, the net proceeds available for distribution are shown as zero.

Table 2A
Property Seized Subject to State Forfeiture - Final Disposition - 2022
Sorted by Agency and Net Proceeds

Entity and Crime	Disposition Date	Type of Property	Property Detail	Disposition of Property	Basis of Disposition	Gross Sales	Expenses Paid	Amount Returned	Net Proceeds*
Southwest Hennepin Drug Task Force (Continued)									
Controlled Substance	07/18/2022	Firearm	Glock - 9 Millimeter - Pistol	Retained for Destruction	Administrative Forfeiture	---	---	---	---
Controlled Substance	07/18/2022	Firearm	CZ-USA - 9 Millimeter - Pistol	Retained for Destruction	Administrative Forfeiture	---	---	---	---
Controlled Substance	06/10/2022	Firearm	Ruger - 0.22 Caliber - Rifle	Retained for Destruction	Administrative Forfeiture	---	---	---	---
Controlled Substance	06/10/2022	Firearm	Mossberg - 0.3 Caliber - Rifle	Retained for Destruction	Administrative Forfeiture	---	---	---	---
Controlled Substance	06/21/2022	Firearm	Browning - 7 Millimeter - Rifle	Retained for Destruction	Administrative Forfeiture	---	---	---	---
Controlled Substance	06/10/2022	Firearm	Springfield - 0.22 Caliber - Rifle	Retained for Destruction	Administrative Forfeiture	---	---	---	---
Controlled Substance	06/10/2022	Firearm	Browning - 0.3 Caliber - Rifle	Retained for Destruction	Administrative Forfeiture	---	---	---	---
Controlled Substance	06/10/2022	Firearm	Kel-Tec - 0.22 Caliber - Pistol	Retained for Destruction	Administrative Forfeiture	---	---	---	---
Controlled Substance	06/10/2022	Firearm	Marlin - 0.3 Caliber - Rifle	Retained for Destruction	Administrative Forfeiture	---	---	---	---
Controlled Substance	06/10/2022	Firearm	American Arms - 12 Gauge - Shotgun	Retained for Destruction	Administrative Forfeiture	---	---	---	---
Controlled Substance	06/10/2022	Firearm	Mossberg - 12 Gauge - Shotgun	Retained for Destruction	Administrative Forfeiture	---	---	---	---
Controlled Substance	06/10/2022	Firearm	Winchester - 12 Gauge - Shotgun	Retained for Destruction	Administrative Forfeiture	---	---	---	---
Controlled Substance	06/10/2022	Firearm	Diamondback - 0.38 Caliber - Pistol	Retained for Destruction	Administrative Forfeiture	---	---	---	---
Controlled Substance	03/21/2022	Firearm	Glock - 9 Millimeter - Pistol	Property Retained	Agreement	---	---	---	---
Controlled Substance	03/21/2022	Firearm	Glock - 0.4 Caliber - Pistol	Property Retained	Agreement	---	---	---	---
Controlled Substance	01/04/2022	Cash		Cash Forfeiture	Administrative Forfeiture	311	---	---	311
Controlled Substance	08/02/2022	Cash		Cash Forfeiture	Administrative Forfeiture	637	---	---	637
Controlled Substance	08/12/2022	Cash		Cash Forfeiture	Administrative Forfeiture	1,147	---	---	1,147
Controlled Substance	06/10/2022	Cash		Cash Forfeiture	Administrative Forfeiture	1,292	---	---	1,292
Controlled Substance	06/22/2022	Cash		Cash Forfeiture	Judicial Forfeiture	1,350	---	---	1,350
Controlled Substance	12/05/2022	Cash		Cash Forfeiture	Administrative Forfeiture	1,480	---	---	1,480
Controlled Substance	06/10/2022	Cash		Cash Forfeiture	Administrative Forfeiture	1,775	---	---	1,775
Controlled Substance	08/19/2022	Cash		Cash Forfeiture	Administrative Forfeiture	1,790	---	---	1,790
Controlled Substance	08/12/2022	Cash		Cash Forfeiture	Administrative Forfeiture	1,813	---	---	1,813
Controlled Substance	03/04/2022	Cash		Cash Forfeiture	Administrative Forfeiture	1,845	---	---	1,845
Controlled Substance	07/18/2022	Cash		Cash Forfeiture	Administrative Forfeiture	1,970	---	---	1,970
Controlled Substance	01/28/2022	Cash		Cash Forfeiture	Administrative Forfeiture	2,700	---	---	2,700
Controlled Substance	06/20/2022	Cash		Cash Forfeiture	Administrative Forfeiture	4,800	---	---	4,800
Controlled Substance	09/14/2022	Cash		Cash Forfeiture	Administrative Forfeiture	4,880	---	---	4,880
Controlled Substance	12/05/2022	Cash		Cash Forfeiture	Administrative Forfeiture	5,000	---	---	5,000
Controlled Substance	12/05/2022	Cash		Cash Forfeiture	Administrative Forfeiture	5,810	---	---	5,810
Controlled Substance	08/10/2022	Cash		Cash Forfeiture	Agreement	25,894	---	20,000	5,894
Controlled Substance	06/10/2022	Cash		Cash Forfeiture	Administrative Forfeiture	33,276	---	---	33,276
Controlled Substance	10/12/2022	Cash		Cash Forfeiture	Agreement	54,998	---	20,000	34,998

*When expenses exceed the gross amount received, the net proceeds available for distribution are shown as zero.

Table 2A
Property Seized Subject to State Forfeiture - Final Disposition - 2022
Sorted by Agency and Net Proceeds

Entity and Crime	Disposition Date	Type of Property	Property Detail	Disposition of Property	Basis of Disposition	Gross Sales	Expenses Paid	Amount Returned	Net Proceeds*
Southwest Hennepin Drug Task Force (Continued)									
Controlled Substance	12/05/2022	Cash		Cash Forfeiture	Administrative Forfeiture	37,750	---	---	37,750
Agency Total						\$190,518	\$---	\$40,000	\$150,518
Southwest Metro Drug Task Force									
Controlled Substance	11/09/2022	Vehicle	1998 GMC Wagon/Sport Utility 4-Door	Returned to Owner	Court Ordered Return	---	---	---	---
Controlled Substance	11/01/2022	Firearm	Beretta - 12 Gauge - Shotgun	Property Destroyed	Administrative Forfeiture	---	---	---	---
Controlled Substance	11/01/2022	Firearm	Western Field - 20 Gauge - Shotgun	Property Destroyed	Administrative Forfeiture	---	---	---	---
Controlled Substance	11/03/2022	Firearm	Phoenix Arms - 0.22 Caliber - Pistol	Property Destroyed	Administrative Forfeiture	---	---	---	---
Controlled Substance	11/03/2022	Firearm	H&R - 0.22 Caliber - Pistol	Property Destroyed	Administrative Forfeiture	---	---	---	---
Controlled Substance	11/03/2022	Firearm	Traditions - 0.5 Caliber - Rifle	Property Destroyed	Administrative Forfeiture	---	---	---	---
Controlled Substance	11/03/2022	Firearm	Marlin - 0.22 Caliber - Rifle	Property Destroyed	Administrative Forfeiture	---	---	---	---
Controlled Substance	10/11/2022	Firearm	Mossberg - 20 Gauge - Shotgun	Property Destroyed	Administrative Forfeiture	---	---	---	---
Controlled Substance	10/11/2022	Firearm	Wards Western Field - 0.22 Caliber - Rifle	Property Destroyed	Administrative Forfeiture	---	---	---	---
Controlled Substance	10/11/2022	Firearm	Browning - 0.25 Caliber - Pistol	Property Destroyed	Administrative Forfeiture	---	---	---	---
Controlled Substance	11/03/2022	Firearm	Winchester - 0.22 Caliber - Rifle	Property Destroyed	Administrative Forfeiture	---	---	---	---
Controlled Substance	11/03/2022	Firearm	Savage - 0.27 Caliber - Rifle	Property Destroyed	Administrative Forfeiture	---	---	---	---
Controlled Substance	11/03/2022	Firearm	Winchester - 12 Gauge - Shotgun	Property Destroyed	Administrative Forfeiture	---	---	---	---
Controlled Substance	11/03/2022	Firearm	Izhmash (IMEZ) - 12 Gauge - Shotgun	Property Destroyed	Administrative Forfeiture	---	---	---	---
Controlled Substance	11/03/2022	Firearm	Marlin - 12 Gauge - Shotgun	Property Destroyed	Administrative Forfeiture	---	---	---	---
Controlled Substance	03/09/2022	Firearm	Walther - 9 Millimeter - Pistol	Retained for Destruction	Administrative Forfeiture	---	---	---	---
Controlled Substance	02/15/2022	Firearm	Ruger - 9 Millimeter - Pistol	Property Destroyed	Administrative Forfeiture	---	---	---	---
Controlled Substance	02/15/2022	Firearm	Smith and Wesson - 0.22 Caliber - Pistol	Property Destroyed	Administrative Forfeiture	---	---	---	---
Controlled Substance	02/15/2022	Firearm	Remington Guns - 20 Gauge - Shotgun	Property Destroyed	Administrative Forfeiture	---	---	---	---
Controlled Substance	04/12/2022	Firearm	Glock - 0.4 Caliber - Pistol	Property Destroyed	Administrative Forfeiture	---	---	---	---
Controlled Substance	04/12/2022	Firearm	Smith and Wesson - 0.38 Caliber - Pistol	Property Destroyed	Administrative Forfeiture	---	---	---	---
Controlled Substance	04/12/2022	Firearm	Smith and Wesson - 9 Millimeter - Pistol	Property Destroyed	Administrative Forfeiture	---	---	---	---
Controlled Substance	10/11/2022	Firearm	Remington Guns - 12 Gauge - Shotgun	Property Destroyed	Administrative Forfeiture	---	---	---	---
Controlled Substance	06/07/2022	Firearm	FN - 9 Millimeter - Pistol	Property Destroyed	Administrative Forfeiture	---	---	---	---
Controlled Substance	07/12/2022	Firearm	Beretta - 9 Millimeter - Pistol	Property Destroyed	Administrative Forfeiture	---	---	---	---
Controlled Substance	08/18/2022	Vehicle	2008 Cadillac CTS	Property Sold	Administrative Forfeiture	1,300	6,165	---	---
Controlled Substance	09/08/2022	Vehicle	2004 Volkswagen Jetta	Property Sold	Administrative Forfeiture	800	304	---	496
Controlled Substance	02/15/2022	Cash		Cash Forfeiture	Administrative Forfeiture	1,713	---	---	1,713
Controlled Substance	11/30/2022	Vehicle	2008 Mazda MX-5 Miata	Returned to Owner	Agreement	2,000	---	---	2,000
Controlled Substance	03/17/2022	Cash		Cash Forfeiture	Administrative Forfeiture	2,004	---	---	2,004

*When expenses exceed the gross amount received, the net proceeds available for distribution are shown as zero.

Table 2A
Property Seized Subject to State Forfeiture - Final Disposition - 2022
Sorted by Agency and Net Proceeds

Entity and Crime	Disposition Date	Type of Property	Property Detail	Disposition of Property	Basis of Disposition	Gross Sales	Expenses Paid	Amount Returned	Net Proceeds*
Southwest Metro Drug Task Force (Continued)									
Controlled Substance	06/13/2022	Cash		Cash Forfeiture	Administrative Forfeiture	2,033	---	---	2,033
Controlled Substance	08/29/2022	Cash		Returned to Owner	Agreement	2,852	---	713	2,139
Controlled Substance	10/25/2022	Vehicle	2004 BMW 325xi	Property Sold	Administrative Forfeiture	3,200	516	---	2,684
Controlled Substance	08/02/2022	Cash		Cash Forfeiture	Administrative Forfeiture	2,889	---	---	2,889
Controlled Substance	01/31/2022	Cash		Cash Forfeiture	Administrative Forfeiture	4,009	---	---	4,009
Controlled Substance	01/12/2022	Cash		Returned to Owner	Agreement	7,310	---	2,000	5,310
Controlled Substance	02/15/2022	Cash		Cash Forfeiture	Administrative Forfeiture	5,876	---	---	5,876
Controlled Substance	09/15/2022	Vehicle	2014 Toyota Corolla	Property Sold	Administrative Forfeiture	7,100	255	---	6,845
Controlled Substance	11/01/2022	Cash		Cash Forfeiture	Administrative Forfeiture	10,619	---	---	10,619
Controlled Substance	08/16/2022	Cash		Cash Forfeiture	Administrative Forfeiture	26,111	---	---	26,111
Controlled Substance	12/14/2022	Cash		Cash Forfeiture	Administrative Forfeiture	34,446	---	---	34,446
Controlled Substance	11/01/2022	Cash		Cash Forfeiture	Administrative Forfeiture	40,940	---	---	40,940
Controlled Substance	02/08/2022	Cash		Cash Forfeiture	Agreement	44,445	---	---	44,445
Controlled Substance	04/15/2022	Cash		Cash Forfeiture	Agreement	253,058	---	---	253,058
Agency Total						\$452,705	\$7,240	\$2,713	\$447,617
Spring Lake Park Police Department									
DUI-Related	11/07/2022	Vehicle	2018 Chevrolet Silverado	Returned to Lienholder	Agreement	---	189	---	---
DUI-Related	07/27/2022	Vehicle	2002 Lincoln Town Car	Property Sold	Administrative Forfeiture	800	720	---	80
Agency Total						\$800	\$909	\$---	\$80
Starbuck Police Department									
DUI-Related	02/25/2022	Vehicle	2004 Chevrolet Silverado	Property Retained	Administrative Forfeiture	---	---	---	---
DUI-Related	08/31/2022	Vehicle	2005 Chevrolet Silverado	Property Retained	Administrative Forfeiture	---	---	---	---
DUI-Related	08/31/2022	Vehicle	2010 Ford Taurus	Property Retained	Administrative Forfeiture	---	---	---	---
Agency Total						\$---	\$---	\$---	\$---

*When expenses exceed the gross amount received, the net proceeds available for distribution are shown as zero.

Table 2A
Property Seized Subject to State Forfeiture - Final Disposition - 2022
Sorted by Agency and Net Proceeds

Entity and Crime	Disposition Date	Type of Property	Property Detail	Disposition of Property	Basis of Disposition	Gross Sales	Expenses Paid	Amount Returned	Net Proceeds*
Stearns County Sheriff's Office									
DUI-Related	02/16/2022	Vehicle	2017 Chevrolet Traverse AWD	Property Retained	Administrative Forfeiture	---	---	---	---
DUI-Related	07/19/2022	Vehicle	2013 Ford F150	Property Retained	Administrative Forfeiture	---	---	---	---
Controlled Substance	11/23/2022	Firearm	Sig Sauer - 9 Millimeter - Pistol	Property Destroyed	Summary Forfeiture	---	---	---	---
DUI-Related	06/20/2022	Vehicle	1991 Oldsmobile Delta 88	Property Sold	Administrative Forfeiture	282	500	---	---
DUI-Related	05/31/2022	Vehicle	2006 Ford Taurus	Property Sold	Administrative Forfeiture	329	500	---	---
DUI-Related	06/28/2022	Vehicle	2005 Hyundai Accent	Property Sold	Administrative Forfeiture	376	575	---	---
DUI-Related	05/31/2022	Vehicle	2003 Ford F150	Property Sold	Administrative Forfeiture	423	580	---	---
Controlled Substance	04/09/2022	Vehicle	2002 Mazda Protege	Property Sold	Administrative Forfeiture	600	600	---	---
DUI-Related	12/06/2022	Vehicle	2008 Ford Taurus	Property Sold	Administrative Forfeiture	600	814	---	---
DUI-Related	04/09/2022	Vehicle	2005 Buick LeSabre	Property Sold	Administrative Forfeiture	700	700	---	---
DUI-Related	04/09/2022	Vehicle	2006 Ford F150	Property Sold	Administrative Forfeiture	1,200	1,200	---	---
Controlled Substance	04/09/2022	Vehicle	2004 Pontiac Grand Am	Property Sold	Administrative Forfeiture	800	668	---	132
Controlled Substance	04/09/2022	Vehicle	2004 Toyota Corolla	Property Sold	Administrative Forfeiture	800	648	---	152
Controlled Substance	09/27/2022	Cash		Cash Forfeiture	Administrative Forfeiture	186	---	---	186
DUI-Related	12/06/2022	Vehicle	2007 Chevrolet Impala	Property Sold	Administrative Forfeiture	900	667	---	233
Controlled Substance	12/06/2022	Vehicle	2005 Mercury Montego FWD	Property Sold	Administrative Forfeiture	900	600	---	300
Controlled Substance	04/19/2022	Cash		Cash Forfeiture	Administrative Forfeiture	389	---	---	389
DUI-Related	04/09/2022	Vehicle	1998 GMC Sonoma 4WD	Property Sold	Administrative Forfeiture	1,300	803	---	497
Controlled Substance	04/19/2022	Cash		Cash Forfeiture	Administrative Forfeiture	920	---	---	920
Controlled Substance	04/18/2022	Cash		Cash Forfeiture	Administrative Forfeiture	1,216	---	---	1,216
Controlled Substance	12/06/2022	Cash		Cash Forfeiture	Administrative Forfeiture	1,270	---	---	1,270
Controlled Substance	04/09/2022	Vehicle	2008 Dodge Charger	Property Sold	Administrative Forfeiture	2,700	805	---	1,895
DUI-Related	04/09/2022	Vehicle	2007 Chrysler 300 M	Property Sold	Administrative Forfeiture	2,900	799	---	2,101
DUI-Related	04/09/2022	Vehicle	2010 Dodge Avenger	Property Sold	Administrative Forfeiture	3,100	831	---	2,269
Controlled Substance	11/23/2022	Cash		Cash Forfeiture	Summary Forfeiture	5,254	---	---	5,254
DUI-Related	06/11/2022	Vehicle	2011 Toyota Corolla	Property Sold	Administrative Forfeiture	6,580	575	---	6,005
DUI-Related	01/03/2022	Vehicle	2013 Ford Taurus	Property Sold	Administrative Forfeiture	6,815	575	---	6,240
DUI-Related	04/09/2022	Vehicle	2013 Infiniti M56	Property Sold	Administrative Forfeiture	11,000	1,273	---	9,727
Agency Total						\$51,540	\$13,713	\$---	\$38,786

*When expenses exceed the gross amount received, the net proceeds available for distribution are shown as zero.

Table 2A
Property Seized Subject to State Forfeiture - Final Disposition - 2022
Sorted by Agency and Net Proceeds

Entity and Crime	Disposition Date	Type of Property	Property Detail	Disposition of Property	Basis of Disposition	Gross Sales	Expenses Paid	Amount Returned	Net Proceeds*
Steele County Sheriff's Office									
DUI-Related	04/12/2022	Vehicle	2015 Buick Enclave AWD	Returned to Owner	Agreement	---	---	---	---
Controlled Substance	06/08/2022	Vehicle	2011 Chevrolet Silverado	Returned to Owner	Agreement	197	197	---	---
Fleeing a Peace Officer	04/21/2022	ATV	2020 CF-Moto CF500	Returned to Owner	Agreement	426	426	---	---
DUI-Related	06/23/2022	Vehicle	1997 Lincoln Town Car	Property Sold	Administrative Forfeiture	1,100	1,132	---	---
Game and Fish Laws	04/25/2022	Vehicle	2001 GMC Yukon 1500 4WD	Returned to Owner	Agreement	1,817	1,817	---	---
DUI-Related	03/12/2022	Vehicle	2012 Chevrolet Cruze	Property Sold	Administrative Forfeiture	3,690	603	---	3,087
DUI-Related	04/12/2022	Vehicle	2005 Cadillac DeVille	Property Sold	Administrative Forfeiture	4,410	598	---	3,812
Agency Total						\$11,640	\$4,773	\$---	\$6,899
Stillwater Police Department									
Fleeing a Peace Officer	03/09/2022	Vehicle	2014 Chevrolet Camaro	Returned to Owner	Agreement	---	---	---	---
Controlled Substance	11/01/2022	Firearm	Springfield - 0.4 Caliber - Pistol	Retained for Destruction	Administrative Forfeiture	---	---	---	---
Agency Total						\$---	\$---	\$---	\$---
Swift County Sheriff's Office									
DUI-Related	06/01/2022	Vehicle	2005 Buick Terraza FWD	Property Sold	Administrative Forfeiture	437	---	---	437
DUI-Related	06/01/2022	Vehicle	2008 Lincoln Town Car	Property Sold	Administrative Forfeiture	713	---	---	713
Agency Total						\$1,150	\$---	\$---	\$1,150
Thief River Falls Police Department									
DUI-Related	01/01/2022	Vehicle	2005 Buick LeSabre	Returned per Agreement	Agreement	---	---	---	---
DUI-Related	01/01/2022	Vehicle	2007 Kia Sorento 2WD	Returned per Agreement	Agreement	---	---	---	---
DUI-Related	02/22/2022	Vehicle	2003 Chevrolet Silverado	Returned per Agreement	Administrative Forfeiture	---	---	---	---
DUI-Related	01/01/2022	Vehicle	2007 Dodge Stratus	Returned per Agreement	Administrative Forfeiture	---	---	---	---
DUI-Related	01/01/2022	Vehicle	2016 Chevrolet Cruze	Returned to Owner	Administrative Forfeiture	---	---	---	---
Fleeing a Peace Officer	11/16/2022	Vehicle	1997 Dodge Stratus	Property Sold	Administrative Forfeiture	300	326	---	---
Controlled Substance	11/16/2022	Vehicle	2000 Chevrolet Monte Carlo	Property Sold	Administrative Forfeiture	330	326	---	4
Fleeing a Peace Officer	11/16/2022	Vehicle	1993 Ford F150	Property Sold	Judicial Forfeiture	401	326	---	75
Fleeing a Peace Officer	11/16/2022	Vehicle	2002 GMC Envoy 4WD	Property Sold	Judicial Forfeiture	503	376	---	127
DUI-Related	11/16/2022	Vehicle	2008 GMC Acadia AWD	Property Sold	Administrative Forfeiture	455	326	---	129
DUI-Related	11/16/2022	Vehicle	2003 Chevrolet TrailBlazer	Property Sold	Administrative Forfeiture	1,276	326	---	950
DUI-Related	11/16/2022	Vehicle	2010 Chevrolet Silverado	Property Sold	Administrative Forfeiture	6,200	476	---	5,724
Agency Total						\$9,465	\$2,482	\$---	\$7,009

*When expenses exceed the gross amount received, the net proceeds available for distribution are shown as zero.

Table 2A
Property Seized Subject to State Forfeiture - Final Disposition - 2022
Sorted by Agency and Net Proceeds

Entity and Crime	Disposition Date	Type of Property	Property Detail	Disposition of Property	Basis of Disposition	Gross Sales	Expenses Paid	Amount Returned	Net Proceeds*
Three Rivers Park District Police Department									
DUI-Related	03/18/2022	Vehicle	1998 Mercedes-Benz ML320	Returned per Agreement	Agreement	---	---	---	---
Agency Total						\$---	\$---	\$---	\$---
Todd County Sheriff's Office									
Controlled Substance	04/13/2022	Vehicle	2006 Ford F150	Returned to Owner	Agreement	---	165	---	---
DUI-Related	12/28/2022	Vehicle	2001 Ford F150	Returned to Owner	Agreement	---	210	---	---
DUI-Related	09/13/2022	Vehicle	2002 Honda Accord	Returned to Owner	Court Ordered Return	---	100	---	---
DUI-Related	06/10/2022	Vehicle	2014 GMC Sierra 1500	Returned to Owner	Court Ordered Return	---	275	---	---
DUI-Related	06/20/2022	Vehicle	2015 Ford F150	Returned to Owner	Court Ordered Return	---	150	---	---
DUI-Related	07/13/2022	Vehicle	2004 Ford Explorer	Returned to Owner	Agreement	---	200	---	---
Fleeing a Peace Officer	06/15/2022	Vehicle	1993 Chevrolet K1500	Returned to Owner	Agreement	---	250	---	---
Controlled Substance	03/07/2022	Vehicle	2007 Saturn Aura	Returned to Owner	Court Ordered Return	---	60	---	---
Controlled Substance	04/12/2022	Cash		Returned to Owner	Agreement	792	165	627	---
Controlled Substance	03/07/2022	Cash		Returned to Owner	Court Ordered Return	3,852	---	3,852	---
Controlled Substance	03/10/2022	Cash		Cash Forfeiture	Administrative Forfeiture	8,511	---	---	8,511
Controlled Substance	12/12/2022	Cash		Cash Forfeiture	Administrative Forfeiture	25,751	---	8,000	17,751
Agency Total						\$38,906	\$1,575	\$12,479	\$26,262
Traverse County Sheriff's Office									
DUI-Related	12/21/2022	Vehicle	2007 Chevrolet Impala	Returned to Owner	Court Ordered Return	---	---	---	---
Agency Total						\$---	\$---	\$---	\$---
Upper Sioux Tribal Community Police									
DUI-Related	10/14/2022	Vehicle	2008 Chevrolet Cobalt	Salvage Yard	Administrative Forfeiture	---	195	---	---
Agency Total						\$---	\$195	\$---	\$---
Virginia Police Department									
Controlled Substance	05/17/2022	Vehicle	2001 Mitsubishi Eclipse	Salvage Yard	Administrative Forfeiture	200	250	---	---
Controlled Substance	12/19/2022	Cash		Cash Forfeiture	Administrative Forfeiture	567	---	---	567
Controlled Substance	11/17/2022	Cash		Cash Forfeiture	Administrative Forfeiture	3,442	---	---	3,442
Agency Total						\$4,209	\$250	\$---	\$4,009

*When expenses exceed the gross amount received, the net proceeds available for distribution are shown as zero.

Table 2A
Property Seized Subject to State Forfeiture - Final Disposition - 2022
Sorted by Agency and Net Proceeds

Entity and Crime	Disposition Date	Type of Property	Property Detail	Disposition of Property	Basis of Disposition	Gross Sales	Expenses Paid	Amount Returned	Net Proceeds*
Wabasha County Sheriff's Office									
DUI-Related	08/30/2022	Vehicle	2016 Toyota Camry	Returned per Agreement	Administrative Forfeiture	360	360	---	---
Fleeing a Peace Officer	11/01/2022	Motorcycle	2008 Kawasaki ZX750	Returned to Owner	Court Ordered Return	475	475	---	---
DUI-Related	01/27/2022	Vehicle	2006 Lexus GS 300	Returned to Owner	Agreement	1,800	1,800	---	---
DUI-Related	10/13/2022	Vehicle	2007 Nissan Versa	Salvage Yard	Agreement	125	---	---	125
DUI-Related	07/26/2022	Vehicle	2003 Lincoln Aviator 2WD	Returned to Owner	Agreement	1,700	1,085	---	615
DUI-Related	01/18/2022	Vehicle	2007 Dodge Ram	Returned to Owner	Agreement	4,700	1,460	---	3,240
DUI-Related	01/25/2022	Vehicle	2016 Chevrolet Silverado	Returned to Owner	Agreement	15,000	1,545	---	13,455
Agency Total						\$24,160	\$6,725	\$---	\$17,435
Wabasha Police Department									
Controlled Substance	05/20/2022	Vehicle	2006 Buick Rendezvous FWD	Returned to Owner	Administrative Forfeiture	175	175	---	---
DUI-Related	10/26/2022	Vehicle	2016 Subaru XV Crosstrek AWD	Returned to Owner	Agreement	200	200	---	---
DUI-Related	01/22/2022	Vehicle	2011 Toyota RAV4	Returned to Owner	Agreement	225	225	---	---
DUI-Related	03/23/2022	Vehicle	2019 Subaru Forester AWD	Returned to Owner	Agreement	250	250	---	---
Fleeing a Peace Officer	11/17/2022	Vehicle	2015 Chevrolet Silverado	Returned to Owner	Court Ordered Return	1,150	1,150	---	---
Controlled Substance	05/18/2022	Firearm	Taurus - 9 Millimeter - Pistol	Property Sold	Administrative Forfeiture	150	---	---	150
Controlled Substance	11/02/2022	Cash		Cash Forfeiture	Administrative Forfeiture	174	---	---	174
DUI-Related	08/24/2022	Vehicle	2002 Pontiac Grand Am	Returned to Owner	Agreement	425	125	---	300
Controlled Substance	05/18/2022	Cash		Cash Forfeiture	Administrative Forfeiture	495	---	---	495
Agency Total						\$3,244	\$2,125	\$---	\$1,119
Wadena Police Department									
Controlled Substance	01/27/2022	Vehicle	2002 Chevrolet Venture 2WD	Property Abandoned	Court Ordered Return	---	---	---	---
Fleeing a Peace Officer	04/05/2022	Vehicle	2013 Chevrolet Cruze	Returned to Owner	Administrative Forfeiture	180	180	---	---
DUI-Related	09/30/2022	Vehicle	1993 Dodge Dakota Pickup 2WD	Property Sold	Administrative Forfeiture	250	1,081	---	---
DUI-Related	09/30/2022	Vehicle	2008 Chevrolet Cobalt	Property Sold	Administrative Forfeiture	550	602	---	---
Controlled Substance	03/03/2022	Vehicle	2005 Pontiac Bonneville	Returned to Owner	Agreement	626	626	---	---
Controlled Substance	05/12/2022	Cash		Cash Forfeiture	Administrative Forfeiture	3,159	---	---	3,159
Agency Total						\$4,765	\$2,489	\$---	\$3,159

*When expenses exceed the gross amount received, the net proceeds available for distribution are shown as zero.

Table 2A
Property Seized Subject to State Forfeiture - Final Disposition - 2022
Sorted by Agency and Net Proceeds

Entity and Crime	Disposition Date	Type of Property	Property Detail	Disposition of Property	Basis of Disposition	Gross Sales	Expenses Paid	Amount Returned	Net Proceeds*
Waite Park Police Department									
DUI-Related	03/11/2022	Vehicle	2001 Chrysler PT Cruiser	Property Sold	Administrative Forfeiture	300	95	---	205
Controlled Substance	03/11/2022	Vehicle	2000 Pontiac Bonneville	Property Sold	Administrative Forfeiture	300	95	---	205
DUI-Related	04/27/2022	Vehicle	2004 Buick LeSabre	Property Sold	Administrative Forfeiture	611	130	---	481
DUI-Related	03/11/2022	Vehicle	2008 Mercury Mariner	Property Sold	Administrative Forfeiture	1,000	197	---	803
Fleeing a Peace Officer	10/27/2022	Vehicle	2008 GMC Yukon 1500 2WD	Property Sold	Judicial Forfeiture	1,500	405	---	1,095
Controlled Substance	05/26/2022	Cash		Cash Forfeiture	Administrative Forfeiture	1,298	---	---	1,298
DUI-Related	03/11/2022	Vehicle	2005 Buick LaCrosse	Property Sold	Administrative Forfeiture	2,000	280	---	1,720
DUI-Related	04/27/2022	Vehicle	2000 Chevrolet Silverado	Property Sold	Administrative Forfeiture	2,700	339	---	2,361
Controlled Substance	05/23/2022	Cash		Cash Forfeiture	Administrative Forfeiture	4,422	---	---	4,422
Agency Total						\$14,131	\$1,541	\$---	\$12,590
Waseca County Sheriff's Office									
Controlled Substance	05/23/2022	Vehicle	2014 GMC Terrain FWD	Returned to Owner	Administrative Forfeiture	---	---	---	---
Controlled Substance	05/24/2022	Vehicle	2001 Jeep Cherokee 2WD	Returned to Owner	Administrative Forfeiture	---	---	---	---
DUI-Related	08/29/2022	Vehicle	2002 Chevrolet Impala	Property Sold	Administrative Forfeiture	1,375	217	---	1,158
DUI-Related	08/12/2022	Vehicle	2006 Chevrolet HHR FWD	Property Sold	Administrative Forfeiture	1,825	255	---	1,570
Agency Total						\$3,200	\$472	\$---	\$2,728
Waseca Police Department									
DUI-Related	05/23/2022	Vehicle	2000 GMC Terrain FWD	Property Destroyed	Administrative Forfeiture	400	5,555	---	---
Controlled Substance	10/25/2022	Vehicle	2008 Ford Taurus	Salvage Yard	Administrative Forfeiture	400	1,700	---	---
Agency Total						\$800	\$7,255	\$---	\$---
Washington County Narcotics Task Force									
Controlled Substance	01/12/2022	Firearm	Remington Guns - 12 Gauge - Rifle	Property Destroyed	Administrative Forfeiture	---	---	---	---
Controlled Substance	01/12/2022	Firearm	American Arms - 9 Millimeter - Revolver	Property Destroyed	Administrative Forfeiture	---	---	---	---
Controlled Substance	01/12/2022	Firearm	American Arms - 9 Millimeter - Revolver	Property Destroyed	Administrative Forfeiture	---	---	---	---
Controlled Substance	04/30/2022	Vehicle	2008 Chevrolet Malibu	Property Sold	Administrative Forfeiture	950	576	---	374
Agency Total						\$950	\$576	\$---	\$374
Washington County Sheriff's Office									
Fleeing a Peace Officer	01/05/2022	Vehicle	1998 Ford Taurus	Property Abandoned	Court Ordered Return	---	---	---	---
DUI-Related	10/28/2022	Vehicle	2012 Honda CR-V 2WD	Property Retained	Administrative Forfeiture	---	---	---	---
DUI-Related	05/17/2022	Vehicle	2006 Chevrolet Impala	Salvage Yard	Administrative Forfeiture	---	---	---	---
DUI-Related	05/17/2022	Vehicle	2004 Chevrolet Impala	Salvage Yard	Administrative Forfeiture	---	---	---	---

*When expenses exceed the gross amount received, the net proceeds available for distribution are shown as zero.

Table 2A
Property Seized Subject to State Forfeiture - Final Disposition - 2022
Sorted by Agency and Net Proceeds

Entity and Crime	Disposition Date	Type of Property	Property Detail	Disposition of Property	Basis of Disposition	Gross Sales	Expenses Paid	Amount Returned	Net Proceeds*
Washington County Sheriff's Office (Continued)									
Firearm Possession	01/26/2022	Firearm	Herters - 0.22 Caliber - Revolver	Property Destroyed	Summary Forfeiture	---	---	---	---
Controlled Substance	09/22/2022	Vehicle	2016 Chevrolet Silverado	Returned to Owner	Administrative Forfeiture	134	134	---	---
Controlled Substance	01/25/2022	Vehicle	2013 Volkswagen CC	Returned to Lienholder	Administrative Forfeiture	149	149	---	---
DUI-Related	03/10/2022	Vehicle	2001 Mercury Marquis	Returned to Owner	Administrative Forfeiture	154	154	---	---
Theft	04/05/2022	Vehicle	2003 Saturn L300	Returned to Owner	Judicial Forfeiture	161	161	---	---
Fleeing a Peace Officer	05/19/2022	Vehicle	2015 Nissan Altima	Returned to Owner	Judicial Forfeiture	187	187	---	---
DUI-Related	02/08/2022	Vehicle	2004 Chevrolet Tahoe	Returned to Owner	Agreement	214	214	---	---
DUI-Related	12/29/2022	Vehicle	2014 Ford Fusion	Returned to Lienholder	Administrative Forfeiture	215	215	---	---
DUI-Related	03/08/2022	Vehicle	1993 Chevrolet S10 Cab Chassis 2WD	Returned to Owner	Administrative Forfeiture	241	241	---	---
Controlled Substance	03/08/2022	Vehicle	2018 Dodge Challenger	Returned to Lienholder	Administrative Forfeiture	267	267	---	---
DUI-Related	08/18/2022	Vehicle	2009 Honda Civic CRX	Returned to Owner	Administrative Forfeiture	295	295	---	---
Controlled Substance	04/30/2022	Vehicle	1999 Honda CR-V	Property Sold	Administrative Forfeiture	300	399	---	---
DUI-Related	12/27/2022	Vehicle	2021 Nissan Sentra	Returned to Owner	Administrative Forfeiture	319	319	---	---
DUI-Related	09/07/2022	Vehicle	2005 Chevrolet Cobalt	Property Sold	Administrative Forfeiture	420	447	---	---
DUI-Related	08/02/2022	Vehicle	2009 BMW 335ci	Returned to Owner	Administrative Forfeiture	429	429	---	---
DUI-Related	03/10/2022	Vehicle	2007 Chevrolet Tahoe	Returned to Owner	Administrative Forfeiture	445	445	---	---
DUI-Related	04/30/2022	Vehicle	2001 Ford Taurus	Property Sold	Administrative Forfeiture	450	561	---	---
Controlled Substance	04/28/2022	Cash		Returned to Owner	Court Ordered Return	5,700	---	5,700	---
DUI-Related	04/30/2022	Vehicle	2003 Dodge Neon	Property Sold	Administrative Forfeiture	650	605	---	45
DUI-Related	04/30/2022	Vehicle	2001 Buick Century	Property Sold	Administrative Forfeiture	500	390	---	110
DUI-Related	06/01/2022	Vehicle	2016 Jeep Patriot FWD	Returned to Lienholder	Administrative Forfeiture	161	---	---	161
Burglary	07/21/2022	Vehicle	2004 Chevrolet Avalanche	Returned to Owner	Judicial Forfeiture	166	---	---	166
DUI-Related	04/30/2022	Vehicle	2009 Dodge Caravan	Property Sold	Administrative Forfeiture	650	402	---	248
DUI-Related	04/30/2022	Vehicle	2010 Chevrolet Malibu	Property Sold	Administrative Forfeiture	750	485	---	265
Controlled Substance	03/10/2022	Cash		Cash Forfeiture	Administrative Forfeiture	286	---	---	286
DUI-Related	01/18/2022	Vehicle	2009 Lincoln MKZ	Returned to Owner	Agreement	655	255	---	400
Fleeing a Peace Officer	04/19/2022	Vehicle	2013 Chevrolet Camaro	Returned to Owner	Agreement	768	368	---	400
DUI-Related	09/07/2022	Vehicle	2004 Pontiac Grand Prix	Property Sold	Administrative Forfeiture	909	463	---	446
Controlled Substance	07/15/2022	Cash		Cash Forfeiture	Administrative Forfeiture	520	---	---	520
DUI-Related	04/30/2022	Vehicle	2000 Dodge Intrepid	Property Sold	Administrative Forfeiture	2,000	585	---	1,415
DUI-Related	08/08/2022	Vehicle	2000 Chevrolet Silverado	Property Sold	Administrative Forfeiture	2,100	568	---	1,532
DUI-Related	08/09/2022	Vehicle	1998 Cadillac Eldorado	Property Sold	Administrative Forfeiture	2,625	650	---	1,975
DUI-Related	05/20/2022	Boat	1986 Wellcraft St Tropez	Property Sold	Administrative Forfeiture	7,200	3,780	---	3,420
DUI-Related	08/09/2022	Vehicle	2007 Mercedes-Benz ML350	Property Sold	Administrative Forfeiture	4,375	810	---	3,565

*When expenses exceed the gross amount received, the net proceeds available for distribution are shown as zero.

Table 2A
Property Seized Subject to State Forfeiture - Final Disposition - 2022
Sorted by Agency and Net Proceeds

Entity and Crime	Disposition Date	Type of Property	Property Detail	Disposition of Property	Basis of Disposition	Gross Sales	Expenses Paid	Amount Returned	Net Proceeds*
Washington County Sheriff's Office (Continued)									
DUI-Related	09/07/2022	Vehicle	2010 Ford F150	Property Sold	Administrative Forfeiture	4,425	740	---	3,685
Agency Total						\$38,820	\$14,718	\$5,700	\$18,639
Watonwan County Sheriff's Office									
Burglary	09/02/2022	Other		Property Sold	Judicial Forfeiture	85	85	---	---
DUI-Related	03/04/2022	Vehicle	2001 Ford Focus	Property Sold	Administrative Forfeiture	1,005	275	---	730
Fleeing a Peace Officer	03/04/2022	Vehicle	2006 Chevrolet HHR FWD	Property Sold	Judicial Forfeiture	1,325	218	---	1,107
Theft	03/04/2022	Vehicle	2003 GMC Sierra 1500	Property Sold	Judicial Forfeiture	2,026	142	---	1,884
Fleeing a Peace Officer	03/04/2022	Vehicle	2008 Chevrolet Colorado	Property Sold	Judicial Forfeiture	3,305	315	---	2,990
Fleeing a Peace Officer	08/02/2022	Vehicle	2018 Honda Civic 4Dr	Property Sold	Judicial Forfeiture	6,500	2,433	---	4,067
DUI-Related	08/30/2022	Vehicle	2007 Audi A4	Property Sold	Administrative Forfeiture	8,025	736	---	7,289
DUI-Related	04/27/2022	Vehicle	2016 Ford F150	Property Sold	Administrative Forfeiture	23,900	15,283	---	8,617
Agency Total						\$46,171	\$19,487	\$---	\$26,684

*When expenses exceed the gross amount received, the net proceeds available for distribution are shown as zero.

Table 2A
Property Seized Subject to State Forfeiture - Final Disposition - 2022
Sorted by Agency and Net Proceeds

Entity and Crime	Disposition Date	Type of Property	Property Detail	Disposition of Property	Basis of Disposition	Gross Sales	Expenses Paid	Amount Returned	Net Proceeds*
West Central Minnesota Drug and Violent Crime Task Force									
Controlled Substance	05/09/2022	Vehicle	1989 Ford F250	Returned to Owner	Court Ordered Return	---	---	---	---
Controlled Substance	08/08/2022	Cash		Returned to Owner	Court Ordered Return	1,120	---	1,120	---
Controlled Substance	07/15/2022	Vehicle	2000 Lincoln LS	Property Sold	Administrative Forfeiture	478	35	---	443
Controlled Substance	07/15/2022	Cash		Cash Forfeiture	Administrative Forfeiture	740	---	---	740
Controlled Substance	07/15/2022	Cash		Cash Forfeiture	Administrative Forfeiture	749	---	---	749
Controlled Substance	02/04/2022	Cash		Cash Forfeiture	Administrative Forfeiture	857	---	---	857
Controlled Substance	11/28/2022	Cash		Cash Forfeiture	Administrative Forfeiture	1,095	---	---	1,095
Controlled Substance	07/15/2022	Cash		Cash Forfeiture	Administrative Forfeiture	1,229	---	---	1,229
Controlled Substance	02/04/2022	Cash		Cash Forfeiture	Administrative Forfeiture	1,300	---	---	1,300
Controlled Substance	04/27/2022	Motorcycle	2008 Yamaha YZF R6	Property Sold	Administrative Forfeiture	1,708	93	---	1,615
Controlled Substance	11/28/2022	Cash		Cash Forfeiture	Administrative Forfeiture	1,782	---	---	1,782
Controlled Substance	07/15/2022	Cash		Cash Forfeiture	Administrative Forfeiture	2,109	---	---	2,109
Controlled Substance	05/31/2022	Cash		Cash Forfeiture	Administrative Forfeiture	2,231	---	---	2,231
Controlled Substance	05/31/2022	Cash		Cash Forfeiture	Administrative Forfeiture	2,919	---	---	2,919
Controlled Substance	07/15/2022	Cash		Cash Forfeiture	Administrative Forfeiture	3,360	---	---	3,360
Controlled Substance	10/26/2022	Cash		Cash Forfeiture	Administrative Forfeiture	4,825	---	---	4,825
Controlled Substance	04/27/2022	Vehicle	2006 Hummer H3 4WD	Property Sold	Administrative Forfeiture	7,801	183	---	7,618
Controlled Substance	07/15/2022	Cash		Cash Forfeiture	Administrative Forfeiture	19,102	---	---	19,102
Agency Total						\$53,405	\$311	\$1,120	\$51,974
West Hennepin Public Safety Department									
DUI-Related	05/04/2022	Vehicle	2017 Hyundai Accent	Returned to Owner	Agreement	355	155	---	200
Agency Total						\$355	\$155	\$---	\$200

*When expenses exceed the gross amount received, the net proceeds available for distribution are shown as zero.

Table 2A
Property Seized Subject to State Forfeiture - Final Disposition - 2022
Sorted by Agency and Net Proceeds

Entity and Crime	Disposition Date	Type of Property	Property Detail	Disposition of Property	Basis of Disposition	Gross Sales	Expenses Paid	Amount Returned	Net Proceeds*
West Metro Drug Task Force									
Controlled Substance	06/02/2022	Vehicle	2017 Toyota Sequoia	Returned to Lienholder	Administrative Forfeiture	---	---	---	---
Controlled Substance	06/10/2022	Firearm	Armi Fratelli - 9 Millimeter - Pistol	Retained for Destruction	Administrative Forfeiture	---	---	---	---
Controlled Substance	06/08/2022	Firearm	Springfield - 6 Millimeter - Pistol	Retained for Destruction	Administrative Forfeiture	---	---	---	---
Controlled Substance	06/08/2022	Firearm	Heritage Arms - 0.22 Caliber - Revolver	Retained for Destruction	Administrative Forfeiture	---	---	---	---
Controlled Substance	06/08/2022	Firearm	Heritage Arms - 0.22 Caliber - Revolver	Retained for Destruction	Administrative Forfeiture	---	---	---	---
Controlled Substance	06/08/2022	Firearm	Heritage Arms - 0.22 Caliber - Revolver	Retained for Destruction	Administrative Forfeiture	---	---	---	---
Controlled Substance	06/08/2022	Firearm	Standard Manufacturing - 12 Gauge - Shotgun	Retained for Destruction	Administrative Forfeiture	---	---	---	---
Controlled Substance	08/12/2022	Firearm	Sig Sauer - 9 Millimeter - Pistol	Retained for Destruction	Administrative Forfeiture	---	---	---	---
Controlled Substance	08/12/2022	Firearm	FNH - 8 Millimeter - Rifle	Retained for Destruction	Administrative Forfeiture	---	---	---	---
Controlled Substance	06/08/2022	Firearm	Smith and Wesson - 0.41 Caliber - Unknown	Retained for Destruction	Administrative Forfeiture	---	---	---	---
Controlled Substance	02/22/2022	Firearm	Glock - 9 Millimeter - Pistol	Retained for Destruction	Administrative Forfeiture	---	---	---	---
Controlled Substance	02/22/2022	Firearm	Taurus - 0.38 Caliber - Pistol	Retained for Destruction	Administrative Forfeiture	---	---	---	---
Controlled Substance	02/22/2022	Firearm	Raven Arms - 0.25 Caliber - Pistol	Retained for Destruction	Administrative Forfeiture	---	---	---	---
Controlled Substance	12/05/2022	Firearm	Springfield - 9 Millimeter - Pistol	Retained for Destruction	Administrative Forfeiture	---	---	---	---
Controlled Substance	08/12/2022	Firearm	Sig Sauer - 9 Millimeter - Pistol	Retained for Destruction	Administrative Forfeiture	---	---	---	---
Controlled Substance	08/12/2022	Firearm	Springfield - 9 Millimeter - Pistol	Retained for Destruction	Administrative Forfeiture	---	---	---	---
Controlled Substance	12/05/2022	Firearm	Sig Sauer - 9 Millimeter - Pistol	Retained for Destruction	Administrative Forfeiture	---	---	---	---
Controlled Substance	06/02/2022	Cash		Cash Forfeiture	Administrative Forfeiture	1,100	---	---	1,100
Controlled Substance	08/12/2022	Cash		Cash Forfeiture	Administrative Forfeiture	1,930	---	---	1,930
Controlled Substance	12/05/2022	Cash		Cash Forfeiture	Administrative Forfeiture	2,795	---	---	2,795
Controlled Substance	02/18/2022	Cash		Cash Forfeiture	Administrative Forfeiture	2,879	---	---	2,879
Controlled Substance	07/27/2022	Cash		Cash Forfeiture	Agreement	24,000	---	20,750	3,250
Controlled Substance	03/04/2022	Cash		Cash Forfeiture	Administrative Forfeiture	3,400	---	---	3,400
Controlled Substance	08/12/2022	Cash		Cash Forfeiture	Administrative Forfeiture	3,622	---	---	3,622
Controlled Substance	07/18/2022	Cash		Cash Forfeiture	Administrative Forfeiture	4,250	---	---	4,250
Controlled Substance	02/22/2022	Cash		Cash Forfeiture	Administrative Forfeiture	5,849	---	---	5,849
Controlled Substance	06/10/2022	Cash		Cash Forfeiture	Administrative Forfeiture	6,020	---	---	6,020
Controlled Substance	04/21/2022	Cash		Cash Forfeiture	Agreement	14,465	---	4,465	10,000
Controlled Substance	12/05/2022	Cash		Cash Forfeiture	Administrative Forfeiture	12,600	---	---	12,600
Controlled Substance	07/18/2022	Cash		Cash Forfeiture	Administrative Forfeiture	13,028	---	---	13,028
Agency Total						\$95,938	\$---	\$25,215	\$70,723

*When expenses exceed the gross amount received, the net proceeds available for distribution are shown as zero.

Table 2A
Property Seized Subject to State Forfeiture - Final Disposition - 2022
Sorted by Agency and Net Proceeds

Entity and Crime	Disposition Date	Type of Property	Property Detail	Disposition of Property	Basis of Disposition	Gross Sales	Expenses Paid	Amount Returned	Net Proceeds*
West Saint Paul Police Department									
Fleeing a Peace Officer	04/25/2022	Vehicle	1998 Lincoln Town Car FFV	Returned to Owner	Agreement	---	---	---	---
Fleeing a Peace Officer	10/28/2022	Vehicle	2008 Dodge Grand Caravan	Returned to Owner	Agreement	---	---	---	---
Fleeing a Peace Officer	10/25/2022	Vehicle	2004 Saturn Vue FWD	Returned to Owner	Court Ordered Return	---	---	---	---
Fleeing a Peace Officer	12/06/2022	Vehicle	2005 Dodge Grand Caravan	Returned to Owner	Court Ordered Return	---	---	---	---
DUI-Related	07/29/2022	Vehicle	2010 Buick Enclave AWD	Returned to Lienholder	Agreement	---	---	---	---
Robbery - Aggravated	11/07/2022	Vehicle	2012 Lincoln MKZ FWD	Returned to Owner	Agreement	---	---	---	---
Fleeing a Peace Officer	05/18/2022	Vehicle	2021 Jeep Compass 4WD	Returned to Owner	Agreement	---	---	---	---
DUI-Related	04/07/2022	Vehicle	2004 Pontiac Grand Prix	Returned to Owner	Agreement	---	---	---	---
DUI-Related	06/20/2022	Vehicle	1997 Chevrolet Silverado	Returned to Owner	Agreement	---	---	---	---
DUI-Related	06/15/2022	Vehicle	2016 Infiniti QX50	Returned to Lienholder	Agreement	---	---	---	---
DUI-Related	07/05/2022	Vehicle	2007 Infiniti M35	Returned to Owner	Agreement	---	---	---	---
DUI-Related	01/10/2022	Vehicle	2019 Jeep Cherokee 4WD	Returned per Agreement	Agreement	---	---	---	---
DUI-Related	06/09/2022	Vehicle	2004 Pontiac Montana	Returned to Owner	Agreement	---	---	---	---
DUI-Related	06/05/2022	Vehicle	2011 Volkswagen Jetta	Returned to Owner	Agreement	---	---	---	---
DUI-Related	08/26/2022	Vehicle	2021 Hyundai Tucson 2WD	Returned to Lienholder	Agreement	---	---	---	---
DUI-Related	04/22/2022	Vehicle	2008 Chevrolet TrailBlazer	Returned to Owner	Agreement	---	---	---	---
Fleeing a Peace Officer	03/23/2022	Vehicle	2001 Toyota Avalon	Returned to Owner	Court Ordered Return	---	---	---	---
DUI-Related	02/07/2022	Vehicle	2011 Nissan Maxima	Returned to Owner	Agreement	---	---	---	---
Fleeing a Peace Officer	05/13/2022	Vehicle	2005 Mazda 3 4-Door	Returned to Owner	Agreement	---	---	---	---
Agency Total						\$---	\$---	\$---	\$---
Wheaton Police Department									
Fleeing a Peace Officer	05/10/2022	Vehicle	2014 Dodge Durango	Returned to Owner	Court Ordered Return	---	---	---	---
Agency Total						\$---	\$---	\$---	\$---

*When expenses exceed the gross amount received, the net proceeds available for distribution are shown as zero.

Table 2A
Property Seized Subject to State Forfeiture - Final Disposition - 2022
Sorted by Agency and Net Proceeds

Entity and Crime	Disposition Date	Type of Property	Property Detail	Disposition of Property	Basis of Disposition	Gross Sales	Expenses Paid	Amount Returned	Net Proceeds*
White Bear Lake Police Department									
Fleeing a Peace Officer	06/27/2022	Vehicle	2003 Kia Spectra 1.8L	Returned to Owner	Administrative Forfeiture	---	---	---	---
DUI-Related	08/24/2022	Vehicle	2003 Saturn Ion	Returned to Owner	Administrative Forfeiture	---	---	---	---
Fleeing a Peace Officer	10/20/2022	Vehicle	1978 Buick Riviera	Returned to Owner	Administrative Forfeiture	---	---	---	---
DUI-Related	03/17/2022	Vehicle	2008 Buick Lucerne FFV	Property Sold	Administrative Forfeiture	335	385	---	---
DUI-Related	03/14/2022	Vehicle	1998 Jeep Grand Cherokee 4WD	Property Sold	Administrative Forfeiture	360	385	---	---
DUI-Related	07/08/2022	Vehicle	2003 GMC Envoy 4WD	Property Sold	Administrative Forfeiture	410	385	---	25
DUI-Related	03/22/2022	Vehicle	2008 Acura TSX	Returned to Lienholder	Administrative Forfeiture	935	835	---	100
DUI-Related	04/13/2022	Vehicle	2019 Mercedes-Benz CLA250	Returned per Agreement	Administrative Forfeiture	935	835	---	100
DUI-Related	03/18/2022	Vehicle	2009 Buick Lucerne FFV	Returned per Agreement	Administrative Forfeiture	937	835	---	102
Controlled Substance	04/08/2022	Cash		Cash Forfeiture	Administrative Forfeiture	205	---	---	205
Controlled Substance	11/01/2022	Cash		Cash Forfeiture	Administrative Forfeiture	282	---	---	282
Agency Total						\$4,399	\$3,660	\$---	\$814
White Earth Tribal Office									
Controlled Substance	09/21/2022	Vehicle	2001 BMW 330ci	Returned to Owner	Court Ordered Return	---	---	---	---
Agency Total						\$---	\$---	\$---	\$---
Wilkin County Sheriff's Office									
DUI-Related	03/22/2022	Vehicle	1999 Ford Ranger	Returned to Owner	Administrative Forfeiture	---	2,500	---	---
Fleeing a Peace Officer	11/29/2022	Vehicle	2013 Toyota RAV4	Returned to Owner	Administrative Forfeiture	---	---	---	---
Controlled Substance	04/01/2022	Cash		Returned to Owner	Administrative Forfeiture	4,550	---	4,550	---
Agency Total						\$4,550	\$2,500	\$4,550	\$---

*When expenses exceed the gross amount received, the net proceeds available for distribution are shown as zero.

Table 2A
Property Seized Subject to State Forfeiture - Final Disposition - 2022
Sorted by Agency and Net Proceeds

Entity and Crime	Disposition Date	Type of Property	Property Detail	Disposition of Property	Basis of Disposition	Gross Sales	Expenses Paid	Amount Returned	Net Proceeds*
Willmar Police Department									
Controlled Substance	12/31/2022	Firearm	SCCY - 9 Millimeter - Pistol	Property Sold	Administrative Forfeiture	145	---	---	145
Fleeing a Peace Officer	10/19/2022	Vehicle	2002 Pontiac Grand Am	Property Sold	Judicial Forfeiture	300	30	---	270
Controlled Substance	10/10/2022	Cash		Cash Forfeiture	Administrative Forfeiture	556	---	---	556
DUI-Related	10/19/2022	Vehicle	2000 Buick LeSabre	Property Sold	Administrative Forfeiture	650	65	---	585
Controlled Substance	10/19/2022	Vehicle	2004 Volkswagen Passat	Property Sold	Administrative Forfeiture	700	70	---	630
DUI-Related	10/19/2022	Vehicle	2002 GMC Envoy 4WD	Property Sold	Administrative Forfeiture	1,100	110	---	990
DUI-Related	10/19/2022	Vehicle	2003 Honda Civic	Property Sold	Administrative Forfeiture	1,300	130	---	1,170
DUI-Related	10/19/2022	Vehicle	2003 Honda Civic	Property Sold	Administrative Forfeiture	1,300	130	---	1,170
Controlled Substance	10/19/2022	Vehicle	1995 Ford Ranger	Property Sold	Administrative Forfeiture	2,300	230	---	2,070
Controlled Substance	10/19/2022	Vehicle	2013 Mercedes-Benz C250	Property Sold	Administrative Forfeiture	7,800	780	---	7,020
DUI-Related	10/19/2022	Vehicle	2007 Chevrolet Tahoe	Property Sold	Administrative Forfeiture	10,000	1,000	---	9,000
Controlled Substance	05/11/2022	Cash		Cash Forfeiture	Administrative Forfeiture	14,569	---	---	14,569
Agency Total						\$40,720	\$2,545	\$---	\$38,175
Windom Police Department									
DUI-Related	05/04/2022	Vehicle	2007 Chevrolet Impala	Property Sold	Administrative Forfeiture	1,000	1,000	---	---
DUI-Related	05/04/2022	Motorcycle	2006 Victory Hammer	Property Sold	Administrative Forfeiture	2,400	2,400	---	---
DUI-Related	05/04/2022	Vehicle	2002 Dodge Ram	Property Sold	Administrative Forfeiture	2,500	2,500	---	---
DUI-Related	05/17/2022	Vehicle	2013 Dodge Dart	Property Sold	Administrative Forfeiture	3,600	3,600	---	---
Controlled Substance	05/04/2022	Cash		Cash Forfeiture	Administrative Forfeiture	1	---	---	1
Controlled Substance	05/04/2022	Cash		Cash Forfeiture	Administrative Forfeiture	26	---	---	26
Controlled Substance	05/04/2022	Cash		Cash Forfeiture	Administrative Forfeiture	49	---	---	49
Controlled Substance	05/04/2022	Cash		Cash Forfeiture	Administrative Forfeiture	90	---	---	90
Controlled Substance	05/04/2022	Cash		Cash Forfeiture	Administrative Forfeiture	380	---	---	380
Controlled Substance	05/04/2022	Cash		Cash Forfeiture	Administrative Forfeiture	511	---	---	511
Controlled Substance	05/04/2022	Cash		Cash Forfeiture	Administrative Forfeiture	556	---	---	556
Controlled Substance	05/04/2022	Cash		Cash Forfeiture	Administrative Forfeiture	884	---	---	884
Controlled Substance	05/04/2022	Cash		Cash Forfeiture	Administrative Forfeiture	2,190	---	---	2,190
Agency Total						\$14,187	\$9,500	\$---	\$4,687
Winnebago Public Safety									
Controlled Substance	01/12/2022	Cash		Cash Forfeiture	Administrative Forfeiture	323	---	---	323
Controlled Substance	01/04/2022	Cash		Cash Forfeiture	Administrative Forfeiture	1,272	---	---	1,272
Agency Total						\$1,595	\$---	\$---	\$1,595

*When expenses exceed the gross amount received, the net proceeds available for distribution are shown as zero.

Table 2A
Property Seized Subject to State Forfeiture - Final Disposition - 2022
Sorted by Agency and Net Proceeds

Entity and Crime	Disposition Date	Type of Property	Property Detail	Disposition of Property	Basis of Disposition	Gross Sales	Expenses Paid	Amount Returned	Net Proceeds*
Winona County Sheriff's Office									
DUI-Related	08/03/2022	Vehicle	2003 Dodge Caravan	Salvage Yard	Administrative Forfeiture	---	---	---	---
DUI-Related	12/07/2022	Vehicle	2003 Chevrolet Venture AWD	Returned to Owner	Agreement	---	---	---	---
Fleeing a Peace Officer	12/08/2022	Vehicle	2011 Cadillac CTS	Returned to Owner	Agreement	---	---	---	---
DUI-Related	12/14/2022	Vehicle	2018 Hyundai Elantra SE	Returned to Owner	Court Ordered Return	---	---	---	---
DUI-Related	09/29/2022	Vehicle	1998 Mercury Sable	Salvage Yard	Administrative Forfeiture	---	---	---	---
DUI-Related	09/29/2022	Vehicle	2002 Ford Focus	Property Retained	Agreement	---	---	---	---
DUI-Related	11/02/2022	Vehicle	2005 Chevrolet Equinox	Returned to Owner	Agreement	1,300	---	---	1,300
Agency Total						\$1,300	\$---	\$---	\$1,300
Winona Police Department									
Fleeing a Peace Officer	02/01/2022	Vehicle	2013 Mercedes-Benz C300	Returned to Lienholder	Agreement	---	---	---	---
DUI-Related	07/26/2022	Vehicle	2017 Chevrolet Equinox	Returned to Owner	Agreement	---	---	---	---
DUI-Related	05/02/2022	Vehicle	2016 Chevrolet Silverado	Returned to Owner	Agreement	---	---	---	---
DUI-Related	01/24/2022	Vehicle	2006 BMW X5	Returned to Owner	Agreement	---	---	---	---
DUI-Related	07/08/2022	Vehicle	2006 Dodge Ram	Returned to Lienholder	Agreement	---	---	---	---
Fleeing a Peace Officer	11/21/2022	Vehicle	2010 Ford F150	Returned to Owner	Agreement	---	---	---	---
DUI-Related	08/08/2022	Vehicle	2002 Honda CR-V 4WD	Returned to Owner	Agreement	500	---	---	500
DUI-Related	12/06/2022	Vehicle	1996 Ford Explorer	Property Sold	Administrative Forfeiture	715	107	---	608
DUI-Related	09/30/2022	Vehicle	2002 Honda CR-V 2WD	Property Sold	Administrative Forfeiture	1,486	594	---	892
Agency Total						\$2,701	\$701	\$---	\$2,000
Winsted Police Department									
DUI-Related	01/25/2022	Vehicle	1996 Ford E250	Salvage Yard	Administrative Forfeiture	250	1,360	---	---
DUI-Related	01/24/2022	Vehicle	2015 Buick Verano	Returned to Lienholder	Administrative Forfeiture	484	484	---	---
Agency Total						\$734	\$1,844	\$---	\$---
Woodbury Police Department									
Firearm Possession	09/15/2022	Firearm	Springfield - 0.4 Caliber - Pistol	Property Destroyed	Summary Forfeiture	---	---	---	---
2nd Degree Assault	09/15/2022	Firearm	Taurus - 9 Millimeter - Pistol	Property Destroyed	Summary Forfeiture	---	---	---	---
2nd Degree Assault	09/15/2022	Firearm	Pollmer - 9 Millimeter - Pistol	Property Destroyed	Summary Forfeiture	---	---	---	---
2nd Degree Assault	09/15/2022	Firearm	Pollmer - 9 Millimeter - Pistol	Property Destroyed	Summary Forfeiture	---	---	---	---
Firearm Possession	09/15/2022	Firearm	Glock - 9 Millimeter - Pistol	Property Destroyed	Summary Forfeiture	---	---	---	---
2nd Degree Assault	09/15/2022	Firearm	Hi-Point - 9 Millimeter - Pistol	Property Destroyed	Summary Forfeiture	---	---	---	---
Firearm Possession	09/15/2022	Firearm	Glock - 9 Millimeter - Pistol	Property Destroyed	Summary Forfeiture	---	---	---	---
2nd Degree Arson	09/15/2022	Firearm	Glock - 0.38 Caliber - Pistol	Property Destroyed	Summary Forfeiture	---	---	---	---

*When expenses exceed the gross amount received, the net proceeds available for distribution are shown as zero.

Table 2A
Property Seized Subject to State Forfeiture - Final Disposition - 2022
Sorted by Agency and Net Proceeds

Entity and Crime	Disposition Date	Type of Property	Property Detail	Disposition of Property	Basis of Disposition	Gross Sales	Expenses Paid	Amount Returned	Net Proceeds*
Woodbury Police Department (Continued)									
DUI-Related	11/21/2022	Vehicle	2008 Nissan Altima	Returned per Agreement	Agreement	335	335	---	---
DUI-Related	03/09/2022	Vehicle	2013 Chrysler 300 AWD	Returned to Lienholder	Administrative Forfeiture	335	335	---	---
DUI-Related	05/04/2022	Vehicle	2020 Toyota Tacoma	Returned per Agreement	Agreement	345	345	---	---
Controlled Substance	05/05/2022	Vehicle	2018 Mercedes-Benz C300 Coupe 4matic	Returned to Lienholder	Administrative Forfeiture	365	365	---	---
Fleeing a Peace Officer	05/18/2022	Vehicle	2016 Dodge Charger	Returned to Owner	Agreement	365	365	---	---
DUI-Related	10/28/2022	Vehicle	2000 Ford Explorer	Returned per Agreement	Agreement	365	365	---	---
Controlled Substance	12/05/2022	Vehicle	2017 Jeep Grand Cherokee 4WD	Returned to Owner	Agreement	365	365	---	---
Fleeing a Peace Officer	08/16/2022	Vehicle	2003 Chevrolet Corvette	Returned to Owner	Agreement	365	365	---	---
DUI-Related	11/09/2022	Vehicle	2020 Toyota Camry	Returned to Owner	Agreement	370	370	---	---
DUI-Related	03/04/2022	Vehicle	2019 Jeep Cherokee 4WD	Returned per Agreement	Agreement	373	373	---	---
DUI-Related	02/22/2022	Vehicle	2010 Ford F150	Returned per Agreement	Administrative Forfeiture	373	373	---	---
DUI-Related	12/13/2022	Vehicle	2019 Chevrolet Suburban	Returned to Owner	Agreement	373	373	---	---
DUI-Related	02/18/2022	Vehicle	2006 Nissan Murano	Property Sold	Administrative Forfeiture	400	433	---	---
Burglary	08/04/2022	Vehicle	2004 Ford Expedition	Property Sold	Judicial Forfeiture	440	694	---	---
Fleeing a Peace Officer	11/21/2022	Vehicle	2013 Ford Escape	Returned to Owner	Agreement	555	555	---	---
Controlled Substance	07/19/2022	Vehicle	2009 Cadillac CTS	Returned to Lienholder	Administrative Forfeiture	620	620	---	---
Racketeering Violations	05/16/2022	Other		Property Sold	Judicial Forfeiture	115	50	---	65
Racketeering Violations	04/19/2022	Other		Property Sold	Judicial Forfeiture	165	100	---	65
DUI-Related	05/24/2022	Vehicle	2008 Pontiac Torrent FWD	Property Sold	Administrative Forfeiture	525	442	---	83
Racketeering Violations	04/11/2022	Other		Property Sold	Judicial Forfeiture	161	50	---	111
Racketeering Violations	04/25/2022	Other		Property Sold	Judicial Forfeiture	180	50	---	130
DUI-Related	06/02/2022	Vehicle	2001 Toyota Tacoma	Property Sold	Administrative Forfeiture	775	630	---	145
Racketeering Violations	03/23/2022	Other		Property Sold	Judicial Forfeiture	326	150	---	176
Racketeering Violations	03/30/2022	Other		Property Sold	Judicial Forfeiture	286	100	---	186
Racketeering Violations	09/22/2022	Other		Property Sold	Judicial Forfeiture	290	50	---	240
Racketeering Violations	04/26/2022	Other		Property Sold	Judicial Forfeiture	300	50	---	250
Racketeering Violations	04/20/2022	Other		Property Sold	Judicial Forfeiture	370	50	---	320
Fleeing a Peace Officer	09/20/2022	Motorcycle	2008 Honda CBR300R	Property Sold	Judicial Forfeiture	1,325	958	---	367
Racketeering Violations	05/18/2022	Other		Property Sold	Judicial Forfeiture	485	100	---	385
Racketeering Violations	04/07/2022	Other		Property Sold	Judicial Forfeiture	681	150	---	531
Racketeering Violations	04/13/2022	Other		Property Sold	Judicial Forfeiture	830	250	---	580
Racketeering Violations	04/08/2022	Other		Property Sold	Judicial Forfeiture	800	150	---	650
Controlled Substance	08/26/2022	Cash		Cash Forfeiture	Administrative Forfeiture	700	---	---	700
Racketeering Violations	03/21/2022	Other		Property Sold	Judicial Forfeiture	935	200	---	735

*When expenses exceed the gross amount received, the net proceeds available for distribution are shown as zero.

Table 2A
Property Seized Subject to State Forfeiture - Final Disposition - 2022
Sorted by Agency and Net Proceeds

Entity and Crime	Disposition Date	Type of Property	Property Detail	Disposition of Property	Basis of Disposition	Gross Sales	Expenses Paid	Amount Returned	Net Proceeds*
Woodbury Police Department (Continued)									
Racketeering Violations	03/17/2022	Other		Property Sold	Judicial Forfeiture	1,096	250	---	846
Racketeering Violations	04/05/2022	Other		Property Sold	Judicial Forfeiture	1,617	550	---	1,067
Racketeering Violations	04/18/2022	Other		Property Sold	Judicial Forfeiture	1,490	158	---	1,332
DUI-Related	04/08/2022	Vehicle	2005 Mitsubishi Endeavor	Property Sold	Administrative Forfeiture	1,788	390	---	1,398
DUI-Related	03/04/2022	Vehicle	2007 Honda CR-V 4WD	Property Sold	Administrative Forfeiture	2,400	630	---	1,770
Racketeering Violations	04/21/2022	Other		Property Sold	Judicial Forfeiture	2,430	307	---	2,123
Racketeering Violations	03/16/2022	Other		Property Sold	Judicial Forfeiture	2,994	600	---	2,394
Controlled Substance	12/05/2022	Cash		Cash Forfeiture	Agreement	3,968	---	---	3,968
Controlled Substance	02/17/2022	Cash		Cash Forfeiture	Administrative Forfeiture	4,339	---	---	4,339
Racketeering Violations	03/31/2022	Other		Property Sold	Judicial Forfeiture	4,960	481	---	4,479
DUI-Related	07/19/2022	Vehicle	2013 Lexus RX 350	Property Sold	Administrative Forfeiture	7,025	1,557	---	5,468
DUI-Related	06/21/2022	Vehicle	2008 Toyota Highlander	Property Sold	Administrative Forfeiture	7,222	1,227	---	5,995
DUI-Related	03/04/2022	Vehicle	2010 Infiniti EX35	Property Sold	Administrative Forfeiture	7,400	1,260	---	6,140
Racketeering Violations	03/15/2022	Other		Property Sold	Judicial Forfeiture	7,504	1,326	---	6,178
DUI-Related	01/12/2022	Vehicle	2010 Ford F150	Property Sold	Administrative Forfeiture	7,450	1,130	---	6,320
Racketeering Violations	03/29/2022	Other		Property Sold	Judicial Forfeiture	7,382	992	---	6,390
DUI-Related	06/15/2022	Vehicle	2015 Kia Optima	Property Sold	Administrative Forfeiture	10,025	1,612	---	8,413
Racketeering Violations	07/19/2022	Cash		Cash Forfeiture	Judicial Forfeiture	10,635	---	---	10,635
Racketeering Violations	02/14/2022	Other		Property Sold	Judicial Forfeiture	25,782	4,456	---	21,326
Agency Total						\$133,100	\$27,087	\$---	\$106,300

*When expenses exceed the gross amount received, the net proceeds available for distribution are shown as zero.

Table 2A
Property Seized Subject to State Forfeiture - Final Disposition - 2022
Sorted by Agency and Net Proceeds

Entity and Crime	Disposition Date	Type of Property	Property Detail	Disposition of Property	Basis of Disposition	Gross Sales	Expenses Paid	Amount Returned	Net Proceeds*
Worthington Police Department									
Fleeing a Peace Officer	04/01/2022	Vehicle	2005 GMC Yukon Denali XL 1500 AWD	Returned to Owner	Agreement	---	---	---	---
Controlled Substance	04/14/2022	Vehicle	2006 Pontiac Vibe	Returned to Owner	Agreement	---	---	---	---
Fleeing a Peace Officer	10/19/2022	Vehicle	2014 Audi 6PL	Returned to Lienholder	Agreement	---	---	---	---
Controlled Substance	04/25/2022	Vehicle	2008 BMW 550i	Returned to Owner	Agreement	144	144	---	---
DUI-Related	11/09/2022	Vehicle	2015 Toyota Tacoma	Returned to Lienholder	Administrative Forfeiture	168	168	---	---
DUI-Related	11/14/2022	Vehicle	2017 Buick Truck	Returned to Owner	Administrative Forfeiture	168	168	---	---
DUI-Related	11/17/2022	Vehicle	2008 Ford Explorer	Returned to Owner	Administrative Forfeiture	168	168	---	---
DUI-Related	11/22/2022	Vehicle	2001 Toyota Sequoia	Returned to Owner	Agreement	168	168	---	---
DUI-Related	11/30/2022	Vehicle	2008 Chrysler Unknown	Returned to Owner	Administrative Forfeiture	168	168	---	---
DUI-Related	07/29/2022	Vehicle	2009 Chrysler Truck	Returned to Owner	Administrative Forfeiture	182	182	---	---
DUI-Related	11/01/2022	Vehicle	2007 Nissan Titan	Returned to Owner	Administrative Forfeiture	235	235	---	---
Controlled Substance	07/07/2022	Vehicle	2005 Chevrolet Equinox	Returned to Owner	Agreement	235	235	---	---
Controlled Substance	07/27/2022	Vehicle	2002 Honda Civic	Returned to Owner	Administrative Forfeiture	247	247	---	---
DUI-Related	06/22/2022	Vehicle	2002 Pontiac Bonneville	Property Sold	Administrative Forfeiture	390	125	---	265
DUI-Related	08/31/2022	Vehicle	2002 Buick LeSabre	Property Sold	Administrative Forfeiture	525	125	---	400
DUI-Related	12/02/2022	Vehicle	2008 Chevrolet Impala	Returned to Owner	Administrative Forfeiture	625	125	---	500
Controlled Substance	02/24/2022	Cash		Cash Forfeiture	Administrative Forfeiture	556	---	---	556
DUI-Related	07/19/2022	Vehicle	2002 Chrysler 300 M	Property Sold	Administrative Forfeiture	1,001	93	---	908
Controlled Substance	04/21/2022	Cash		Cash Forfeiture	Administrative Forfeiture	1,053	---	---	1,053
DUI-Related	05/03/2022	Vehicle	2004 Cadillac SRX	Property Sold	Administrative Forfeiture	1,525	93	---	1,432
Controlled Substance	09/29/2022	Cash		Cash Forfeiture	Administrative Forfeiture	1,692	---	---	1,692
Controlled Substance	08/23/2022	Vehicle	2005 Dodge Magnum	Property Sold	Administrative Forfeiture	2,600	93	---	2,507
DUI-Related	06/15/2022	Vehicle	2010 Ford Edge	Property Sold	Administrative Forfeiture	2,675	93	---	2,582
DUI-Related	06/22/2022	Vehicle	2006 Lexus IS 250	Property Sold	Administrative Forfeiture	2,725	125	---	2,600
DUI-Related	06/28/2022	Vehicle	2004 Ford Mustang	Property Sold	Administrative Forfeiture	3,750	93	---	3,657
Controlled Substance	03/01/2022	Cash		Cash Forfeiture	Administrative Forfeiture	6,688	---	---	6,688
Agency Total						\$27,688	\$2,848	\$---	\$24,840
Wright County Sheriff's Office									
Controlled Substance	08/12/2022	Vehicle	1989 Chevrolet GMT	Property Destroyed	Agreement	---	---	---	---
Controlled Substance	04/12/2022	Vehicle	2012 Subaru Impreza	Property Destroyed	Agreement	---	---	---	---
DUI-Related	01/19/2022	Vehicle	2002 Mitsubishi Galant	Salvage Yard	Administrative Forfeiture	---	---	---	---
DUI-Related	01/19/2022	Vehicle	2002 Buick LeSabre	Salvage Yard	Administrative Forfeiture	---	---	---	---
Controlled Substance	01/19/2022	Vehicle	2010 Ford Escape	Salvage Yard	Administrative Forfeiture	---	---	---	---

*When expenses exceed the gross amount received, the net proceeds available for distribution are shown as zero.

Table 2A
Property Seized Subject to State Forfeiture - Final Disposition - 2022
Sorted by Agency and Net Proceeds

Entity and Crime	Disposition Date	Type of Property	Property Detail	Disposition of Property	Basis of Disposition	Gross Sales	Expenses Paid	Amount Returned	Net Proceeds*
Wright County Sheriff's Office (Continued)									
Controlled Substance	08/12/2022	Vehicle	1992 Buick LeSabre	Property Destroyed	Agreement	---	---	---	---
Controlled Substance	08/12/2022	Vehicle	2001 Chrysler PT Cruiser	Property Destroyed	Agreement	---	---	---	---
DUI-Related	08/12/2022	Vehicle	2003 Hyundai Elantra	Property Destroyed	Agreement	---	---	---	---
DUI-Related	05/11/2022	Vehicle	2001 Chevrolet Tahoe	Salvage Yard	Agreement	---	---	---	---
DUI-Related	05/11/2022	Vehicle	2000 Buick Century	Salvage Yard	Agreement	---	---	---	---
Controlled Substance	01/19/2022	Vehicle	2003 Honda Civic	Property Abandoned	Agreement	---	---	---	---
Controlled Substance	01/19/2022	Vehicle	2007 Ford Taurus	Property Destroyed	Agreement	---	---	---	---
DUI-Related	01/13/2022	Vehicle	2010 Nissan Versa	Property Destroyed	Agreement	---	---	---	---
Controlled Substance	01/19/2022	Vehicle	2002 Ford Taurus	Property Abandoned	Agreement	---	---	---	---
DUI-Related	01/13/2022	Vehicle	2015 Nissan Sentra	Salvage Yard	Agreement	---	---	---	---
Controlled Substance	04/11/2022	Firearm	Ruger - 0.22 Caliber - Unknown	Returned to Owner	Agreement	---	---	---	---
Controlled Substance	04/11/2022	Firearm	Sears and Roebuck - 0.22 Caliber - Rifle	Returned to Owner	Administrative Forfeiture	---	---	---	---
Controlled Substance	06/06/2022	Firearm	Dan Wesson - 0.36 Caliber - Revolver	Property Destroyed	Administrative Forfeiture	---	---	---	---
Controlled Substance	06/06/2022	Firearm	Glock - 9 Millimeter - Pistol	Property Destroyed	Administrative Forfeiture	---	---	---	---
Firearm Possession	06/06/2022	Firearm	Ruger - 0.22 Caliber - Carbine	Property Destroyed	Summary Forfeiture	---	---	---	---
Firearm Possession	06/06/2022	Firearm	Ruger - 0.2 Caliber - Rifle	Property Destroyed	Summary Forfeiture	---	---	---	---
Firearm Possession	06/06/2022	Firearm	Mossberg - 12 Gauge - Shotgun	Property Destroyed	Summary Forfeiture	---	---	---	---
Firearm Possession	06/06/2022	Firearm	Savage - 0.17 Caliber - Rifle	Property Destroyed	Summary Forfeiture	---	---	---	---
2nd Degree Assault	06/06/2022	Firearm	Smith and Wesson - 0.38 Caliber - Pistol	Property Destroyed	Summary Forfeiture	---	---	---	---
2nd Degree Assault	06/06/2022	Firearm	DoubleTap Defense - 9 Millimeter - Pistol	Property Destroyed	Summary Forfeiture	---	---	---	---
Firearm Possession	06/06/2022	Firearm	RG - 0.38 Caliber - Revolver	Property Destroyed	Summary Forfeiture	---	---	---	---
2nd Degree Assault	06/06/2022	Firearm	Smith and Wesson - 0.38 Caliber - Pistol	Property Destroyed	Summary Forfeiture	---	---	---	---
Firearm Possession	06/06/2022	Firearm	Ruger - 0.22 Caliber - Unknown	Property Destroyed	Summary Forfeiture	---	---	---	---
Drive-by Shooting	06/06/2022	Firearm	Kimber - 10 Millimeter - Pistol	Property Destroyed	Summary Forfeiture	---	---	---	---
2nd Degree Assault	06/06/2022	Firearm	Beretta - 9 Millimeter - Pistol	Property Destroyed	Summary Forfeiture	---	---	---	---
3rd Degree Assault	06/06/2022	Firearm	Franchi - 12 Gauge - Shotgun	Property Destroyed	Summary Forfeiture	---	---	---	---
Drive-by Shooting	06/06/2022	Firearm	Smith and Wesson - 9 Millimeter - Pistol	Property Destroyed	Summary Forfeiture	---	---	---	---
Drive-by Shooting	06/06/2022	Firearm	Steven - 20 Gauge - Shotgun	Returned to Owner	Summary Forfeiture	---	---	---	---
2nd Degree Assault	06/06/2022	Firearm	Springfield - 9 Millimeter - Pistol	Property Destroyed	Summary Forfeiture	---	---	---	---
Controlled Substance	06/06/2022	Firearm	Mossberg - 12 Gauge - Shotgun	Property Destroyed	Summary Forfeiture	---	---	---	---
Controlled Substance	06/06/2022	Firearm	Rossi - 0.36 Caliber - Pistol	Property Destroyed	Summary Forfeiture	---	---	---	---
Firearm Possession	06/06/2022	Firearm	Raven Arms - 0.25 Caliber - Pistol	Property Destroyed	Summary Forfeiture	---	---	---	---
Controlled Substance	06/06/2022	Firearm	Mossberg - 12 Gauge - Unknown	Property Destroyed	Administrative Forfeiture	---	---	---	---
2nd Degree Assault	06/06/2022	Firearm	Marlin - 0.32 Caliber - Rifle	Property Destroyed	Summary Forfeiture	---	---	---	---

*When expenses exceed the gross amount received, the net proceeds available for distribution are shown as zero.

Table 2A
Property Seized Subject to State Forfeiture - Final Disposition - 2022
Sorted by Agency and Net Proceeds

Entity and Crime	Disposition Date	Type of Property	Property Detail	Disposition of Property	Basis of Disposition	Gross Sales	Expenses Paid	Amount Returned	Net Proceeds*
Wright County Sheriff's Office (Continued)									
2nd Degree Assault	06/06/2022	Firearm	Steven - 12 Gauge - Shotgun	Property Destroyed	Summary Forfeiture	---	---	---	---
Controlled Substance	06/06/2022	Firearm	Ruger - 0.22 Caliber - Unknown	Property Destroyed	Administrative Forfeiture	---	---	---	---
Firearm Possession	06/06/2022	Firearm	Remington Guns - 12 Gauge - Shotgun	Property Destroyed	Summary Forfeiture	---	---	---	---
Firearm Possession	06/06/2022	Firearm	Ruger - 0.4 Caliber - Pistol	Property Destroyed	Summary Forfeiture	---	---	---	---
Controlled Substance	05/31/2022	Firearm	Springfield - 9 Millimeter - Pistol	Property Abandoned	Agreement	---	---	---	---
Controlled Substance	08/29/2022	Cash		Property Abandoned	Administrative Forfeiture	80	---	80	---
Controlled Substance	02/17/2022	Cash		Returned to Owner	Agreement	143	---	143	---
DUI-Related	10/17/2022	Vehicle	2004 Toyota Prius	Returned to Owner	Court Ordered Return	165	165	---	---
DUI-Related	06/24/2022	Vehicle	2007 Jeep Patriot 4WD	Returned to Owner	Agreement	167	167	---	---
Controlled Substance	03/24/2022	Vehicle	2007 Chrysler Aspen 2WD	Returned to Owner	Court Ordered Return	186	186	---	---
Controlled Substance	10/31/2022	Vehicle	2014 Cadillac SRX AWD	Returned to Owner	Court Ordered Return	195	195	---	---
Controlled Substance	08/19/2022	Vehicle	1997 Chevrolet GMT-400	Returned to Owner	Agreement	200	200	---	---
DUI-Related	02/10/2022	Vehicle	2011 Chevrolet Impala	Returned to Owner	Agreement	215	215	---	---
DUI-Related	02/22/2022	Vehicle	1999 Chevrolet GMT	Returned to Owner	Agreement	218	218	---	---
Controlled Substance	09/22/2022	Vehicle	2015 Audi Q5	Returned to Owner	Agreement	260	260	---	---
Controlled Substance	01/03/2022	Vehicle	2003 Chevrolet Impala	Returned to Owner	Court Ordered Return	267	267	---	---
DUI-Related	02/25/2022	Vehicle	2012 Ford Fusion	Returned per Agreement	Administrative Forfeiture	274	274	---	---
Fleeing a Peace Officer	11/29/2022	Vehicle	2010 Dodge AXT	Returned to Owner	Agreement	287	287	---	---
Controlled Substance	08/24/2022	Vehicle	2015 Toyota RAV4	Returned to Owner	Court Ordered Return	295	295	---	---
DUI-Related	01/10/2022	Vehicle	2001 Chevrolet Suburban	Returned to Owner	Court Ordered Return	300	300	---	---
DUI-Related	03/01/2022	Vehicle	2017 Jeep Wrangler 4WD	Returned to Lienholder	Administrative Forfeiture	300	300	---	---
DUI-Related	07/11/2022	Vehicle	1997 Chevrolet GMT-400	Returned per Agreement	Agreement	300	300	---	---
Controlled Substance	01/05/2022	Vehicle	2007 Lincoln MKZ AWD	Returned to Owner	Agreement	302	302	---	---
DUI-Related	08/19/2022	Vehicle	2018 Dodge Durango	Returned to Owner	Court Ordered Return	325	325	---	---
DUI-Related	03/31/2022	Cash		Returned to Owner	Agreement	335	---	335	---
Controlled Substance	01/24/2022	Vehicle	2019 Honda Civic	Returned to Owner	Court Ordered Return	346	346	---	---
Controlled Substance	03/11/2022	Cash		Property Abandoned	Agreement	440	---	440	---
Controlled Substance	01/21/2022	Cash		Returned to Owner	Court Ordered Return	488	---	488	---
Controlled Substance	02/16/2022	Vehicle	2007 Hummer H3 4WD	Returned to Owner	Court Ordered Return	535	535	---	---
DUI-Related	06/24/2022	Vehicle	2007 Mercury Montego FWD	Returned to Lienholder	Administrative Forfeiture	622	622	---	---
Controlled Substance	08/29/2022	Cash		Property Abandoned	Administrative Forfeiture	636	---	636	---
Controlled Substance	03/16/2022	Cash		Property Abandoned	Agreement	647	647	---	---
Controlled Substance	08/11/2022	Cash		Property Forwarded	Agreement	988	---	988	---
Controlled Substance	03/11/2022	Cash		Returned to Owner	Court Ordered Return	1,633	---	1,633	---

*When expenses exceed the gross amount received, the net proceeds available for distribution are shown as zero.

Table 2A
Property Seized Subject to State Forfeiture - Final Disposition - 2022
Sorted by Agency and Net Proceeds

Entity and Crime	Disposition Date	Type of Property	Property Detail	Disposition of Property	Basis of Disposition	Gross Sales	Expenses Paid	Amount Returned	Net Proceeds*
Wright County Sheriff's Office (Continued)									
Controlled Substance	03/04/2022	Cash		Returned to Owner	Court Ordered Return	2,250	---	2,250	---
Controlled Substance	04/01/2022	Cash		Returned to Owner	Agreement	2,300	---	2,300	---
Controlled Substance	04/05/2022	Cash		Returned to Owner	Agreement	4,181	---	4,181	---
Controlled Substance	05/13/2022	Cash		Returned to Owner	Court Ordered Return	5,440	---	5,440	---
Controlled Substance	02/02/2022	Cash		Returned to Owner	Agreement	12,946	---	12,946	---
Controlled Substance	12/02/2022	Coin Collection		Property Sold	Administrative Forfeiture	17	3	---	14
Controlled Substance	07/21/2022	Cash		Cash Forfeiture	Administrative Forfeiture	50	---	---	50
Controlled Substance	07/21/2022	Cash		Cash Forfeiture	Administrative Forfeiture	216	---	---	216
Controlled Substance	07/21/2022	Cash		Cash Forfeiture	Administrative Forfeiture	238	---	---	238
Controlled Substance	12/02/2022	Firearm	Remington Guns - 12 Gauge - Shotgun	Property Sold	Administrative Forfeiture	272	---	---	272
Controlled Substance	07/13/2022	Firearm	Bond Arms - 0.41 Caliber - Pistol	Property Sold	Administrative Forfeiture	276	---	---	276
Controlled Substance	03/15/2022	Cash		Cash Forfeiture	Administrative Forfeiture	1,282	---	982	300
DUI-Related	07/12/2022	Vehicle	2005 Saturn Relay FWD	Property Sold	Administrative Forfeiture	630	326	---	304
DUI-Related	07/12/2022	Vehicle	2002 Mazda MPV 4WD	Property Sold	Administrative Forfeiture	540	210	---	330
Controlled Substance	07/13/2022	Firearm	Glock - 9 Millimeter - Pistol	Property Sold	Administrative Forfeiture	335	---	---	335
Controlled Substance	07/13/2022	Firearm	CZ-USA - 12 Gauge - Shotgun	Property Sold	Administrative Forfeiture	348	---	---	348
Controlled Substance	03/21/2022	Cash		Cash Forfeiture	Agreement	384	---	---	384
Controlled Substance	03/21/2022	Cash		Cash Forfeiture	Administrative Forfeiture	440	---	---	440
Controlled Substance	07/21/2022	Cash		Cash Forfeiture	Administrative Forfeiture	454	---	---	454
Controlled Substance	02/14/2022	Cash		Returned to Owner	Agreement	2,072	---	1,572	500
Controlled Substance	03/21/2022	Cash		Cash Forfeiture	Administrative Forfeiture	539	---	---	539
DUI-Related	07/12/2022	Vehicle	2002 Ford Ranger	Property Sold	Administrative Forfeiture	900	325	---	575
Controlled Substance	03/04/2022	Vehicle	2011 Chevrolet Impala	Returned to Owner	Court Ordered Return	1,150	250	---	900
Controlled Substance	03/21/2022	Cash		Cash Forfeiture	Administrative Forfeiture	985	---	---	985
DUI-Related	01/07/2022	Vehicle	2007 Chevrolet Silverado	Returned to Owner	Agreement	1,300	300	---	1,000
Controlled Substance	07/21/2022	Cash		Cash Forfeiture	Administrative Forfeiture	1,028	---	---	1,028
DUI-Related	07/12/2022	Vehicle	2012 Chevrolet Malibu	Property Sold	Administrative Forfeiture	1,845	373	---	1,472
Controlled Substance	07/21/2022	Cash		Cash Forfeiture	Administrative Forfeiture	1,552	---	---	1,552
Controlled Substance	07/15/2022	Vehicle	2002 Ford F350	Returned to Owner	Administrative Forfeiture	2,520	520	---	2,000
Controlled Substance	03/21/2022	Cash		Cash Forfeiture	Administrative Forfeiture	2,257	---	---	2,257
Controlled Substance	07/21/2022	Cash		Cash Forfeiture	Administrative Forfeiture	2,260	---	---	2,260
Controlled Substance	07/12/2022	Vehicle	2001 Ford Mustang	Property Sold	Administrative Forfeiture	2,726	378	---	2,348
DUI-Related	07/12/2022	Vehicle	2011 Honda CR-V 2WD	Property Sold	Administrative Forfeiture	3,995	385	---	3,610
DUI-Related	01/10/2022	Vehicle	2010 Chevrolet Malibu	Property Sold	Administrative Forfeiture	4,000	266	---	3,734

*When expenses exceed the gross amount received, the net proceeds available for distribution are shown as zero.

Table 2A
Property Seized Subject to State Forfeiture - Final Disposition - 2022
Sorted by Agency and Net Proceeds

Entity and Crime	Disposition Date	Type of Property	Property Detail	Disposition of Property	Basis of Disposition	Gross Sales	Expenses Paid	Amount Returned	Net Proceeds*
Wright County Sheriff's Office (Continued)									
DUI-Related	01/10/2022	Vehicle	2010 Ford Fusion	Property Sold	Administrative Forfeiture	4,000	259	---	3,741
DUI-Related	12/02/2022	Vehicle	2012 Buick Verano	Property Sold	Administrative Forfeiture	4,888	306	---	4,582
Controlled Substance	05/16/2022	Vehicle	2008 Infiniti G35	Property Forwarded	Agreement	5,066	---	---	5,066
Agency Total						\$86,831	\$10,307	\$34,414	\$42,110
Wyoming Police Department									
DUI-Related	05/05/2022	Vehicle	2005 Ford Focus	Property Sold	Administrative Forfeiture	301	797	---	---
DUI-Related	08/24/2022	Vehicle	2002 Chevrolet Monte Carlo	Returned to Owner	Court Ordered Return	211	161	---	50
Fleeing a Peace Officer	11/03/2022	Vehicle	2001 Volkswagen Passat	Property Sold	Judicial Forfeiture	309	237	---	72
DUI-Related	03/25/2022	Vehicle	2000 Pontiac Grand Am	Property Sold	Administrative Forfeiture	885	220	---	665
DUI-Related	05/16/2022	Snowmobile	2003 Arctic Cat ZL 600	Property Sold	Administrative Forfeiture	1,538	327	---	1,211
Agency Total						\$3,244	\$1,742	\$---	\$1,998
Zumbrota Police Department									
DUI-Related	09/22/2022	Vehicle	2000 Buick Park Avenue	Salvage Yard	Administrative Forfeiture	250	9,000	---	---
Agency Total						\$250	\$9,000	\$---	\$---
Total for All Jurisdictions						\$9,028,740	\$1,642,593	\$1,103,557	\$6,621,569

*When expenses exceed the gross amount received, the net proceeds available for distribution are shown as zero.

Table 2B
Property Seized Subject to Federal Forfeiture - Final Disposition - 2022
Sorted by Agency and Net Proceeds

Entity and Crime	Disposition Date	Type of Property	Property Detail	Disposition of Property	Basis of Disposition	Federalization Process	Type of Conviction	Forfeiture Initiation	Equitable Sharing Program-Amount Received
Anoka-Hennepin Drug Task Force									
21 U.S. Code § 841	07/25/2022	Cash		Cash Forfeiture	Judicial Forfeiture	Adoption	Plea Agreement	Administrative	1,077
21 U.S. Code § 812	05/25/2022	Cash		Cash Forfeiture	Judicial Forfeiture	Adoption	Plea Agreement	Judicial	23,147
21 U.S. Code § 841	07/25/2022	Cash		Cash Forfeiture	Judicial Forfeiture	Adoption	Plea Agreement	Administrative	27,793
21 U.S. Code § 841	07/25/2022	Cash		Cash Forfeiture	Judicial Forfeiture	Adoption	Plea Agreement	Administrative	61,801
21 U.S. Code § 841	07/25/2022	Cash		Cash Forfeiture	Judicial Forfeiture	Adoption	Plea Agreement	Administrative	99,306
Agency Total									\$213,124
Bureau of Criminal Apprehension									
21 U.S. Code § 841(a)(1)	07/25/2022	Cash		Cash Forfeiture	Administrative Forfeiture	Joint Task Force	Not Applicable	Administrative	563
21 U.S. Code § 841(a)(1)	07/25/2022	Cash		Cash Forfeiture	Judicial Forfeiture	Joint Task Force	Plea Agreement	Judicial	656
21 U.S. Code § 841(a)(1)	07/25/2022	Cash		Cash Forfeiture	Administrative Forfeiture	Joint Task Force	Plea Agreement	Administrative	1,433
21 U.S. Code § 841(a)(1)	06/21/2022	Cash		Cash Forfeiture	Administrative Forfeiture	Joint Task Force	Not Applicable	Administrative	1,716
21 U.S. Code § 841(a)(1)	06/17/2022	Cash		Cash Forfeiture	Administrative Forfeiture	Joint Task Force	Not Applicable	Administrative	1,998
21 U.S. Code § 841(a)(1)	06/27/2022	Cash		Cash Forfeiture	Administrative Forfeiture	Joint Task Force	Plea Agreement	Administrative	2,126
21 U.S. Code § 841(a)(1)	11/18/2022	Cash		Cash Forfeiture	Administrative Forfeiture	Joint Task Force	Not Applicable	Administrative	3,414
21 U.S. Code § 841(a)(1)	07/25/2022	Cash		Cash Forfeiture	Administrative Forfeiture	Joint Task Force	Plea Agreement	Administrative	4,720
21 U.S. Code § 841(a)(1)	06/17/2022	Cash		Cash Forfeiture	Administrative Forfeiture	Joint Task Force	Not Applicable	Administrative	4,972
21 U.S. Code § 841(a)(1)	11/18/2022	Cash		Cash Forfeiture	Administrative Forfeiture	Joint Task Force	Not Applicable	Administrative	6,318
21 U.S. Code § 841(a)(1)	06/27/2022	Cash		Cash Forfeiture	Administrative Forfeiture	Joint Task Force	Not Applicable	Administrative	6,825
21 U.S. Code § 841(a)(1)	07/25/2022	Cash		Cash Forfeiture	Administrative Forfeiture	Joint Task Force	Plea Agreement	Administrative	8,130
21 U.S. Code § 841(a)(1)	06/21/2022	Cash		Cash Forfeiture	Administrative Forfeiture	Joint Task Force	Not Applicable	Administrative	10,184
21 U.S. Code § 841(a)(1)	06/17/2022	Cash		Cash Forfeiture	Administrative Forfeiture	Joint Task Force	Not Applicable	Administrative	17,450
21 U.S. Code § 841(a)(1)	06/02/2022	Cash		Cash Forfeiture	Administrative Forfeiture	Joint Task Force	Not Applicable	Administrative	28,774
21 U.S. Code § 841(a)(1)	11/16/2022	Cash		Cash Forfeiture	Administrative Forfeiture	Joint Task Force	Not Applicable	Administrative	40,115
Agency Total									\$139,394
CEE-VI Drug Task Force									
21 U.S. Code § 841(a)(1), 841(b)(1)(A)	12/14/2022	Cash		Cash Forfeiture	Administrative Forfeiture	Joint Task Force	Plea Agreement	Administrative	17,714
Agency Total									\$17,714
Clay County Sheriff's Office									
Controlled Substance	09/19/2022	Cash		Cash Forfeiture	Administrative Forfeiture	Joint Task Force	Plea Agreement	Administrative	24,603
Agency Total									\$24,603

Table 2B
Property Seized Subject to Federal Forfeiture - Final Disposition - 2022
Sorted by Agency and Net Proceeds

Entity and Crime	Disposition Date	Type of Property	Property Detail	Disposition of Property	Basis of Disposition	Federalization Process	Type of Conviction	Forfeiture Initiation	Equitable Sharing Program-Amount Received
Dakota County Drug Task Force									
21 U.S. Code § 847(A)(1)	09/15/2022	Cash		Property Forwarded	Judicial Forfeiture	Joint Task Force	Not Applicable	Judicial	2,499
21 U.S. Code § 847(A)(1)	09/15/2022	Cash		Property Forwarded	Judicial Forfeiture	Joint Task Force	Not Applicable	Judicial	3,400
21 U.S. Code § 847(A)(1)	09/15/2022	Cash		Property Forwarded	Judicial Forfeiture	Joint Task Force	Not Applicable	Judicial	12,800
21 U.S. Code § 847(A)(1)	01/25/2022	Cash		Property Forwarded	Judicial Forfeiture	Joint Task Force	Not Applicable	Judicial	142,885
21 U.S. Code § 847(A)(1)	09/15/2022	Cash		Property Forwarded	Judicial Forfeiture	Joint Task Force	Not Applicable	Judicial	154,230
21 U.S. Code § 847(A)(1)	03/08/2022	Cash		Property Forwarded	Judicial Forfeiture	Joint Task Force	Not Applicable	Judicial	166,500
Agency Total									\$482,314
Metropolitan Airports Commission Police Department									
21 U.S. Code § 881	05/25/2022	Cash		Cash Forfeiture	Administrative Forfeiture	Joint Task Force	Not Applicable	Administrative	535
21 U.S. Code § 881	04/18/2022	Cash		Cash Forfeiture	Administrative Forfeiture	Joint Task Force	Not Applicable	Administrative	1,271
21 U.S. Code § 881	07/25/2022	Cash		Cash Forfeiture	Administrative Forfeiture	Joint Task Force	Not Applicable	Administrative	1,690
21 U.S. Code § 881	07/25/2022	Cash		Cash Forfeiture	Administrative Forfeiture	Joint Task Force	Not Applicable	Administrative	1,711
21 U.S. Code § 881	07/25/2022	Cash		Cash Forfeiture	Administrative Forfeiture	Joint Task Force	Not Applicable	Administrative	1,755
21 U.S. Code § 881	05/25/2022	Cash		Cash Forfeiture	Administrative Forfeiture	Joint Task Force	Not Applicable	Administrative	1,871
21 U.S. Code § 881	07/25/2022	Cash		Cash Forfeiture	Administrative Forfeiture	Joint Task Force	Not Applicable	Administrative	2,114
21 U.S. Code § 881	05/25/2022	Cash		Cash Forfeiture	Administrative Forfeiture	Joint Task Force	Not Applicable	Administrative	2,276
21 U.S. Code § 881	05/25/2022	Cash		Cash Forfeiture	Administrative Forfeiture	Joint Task Force	Not Applicable	Administrative	2,534
21 U.S. Code § 881	04/18/2022	Cash		Cash Forfeiture	Administrative Forfeiture	Joint Task Force	Not Applicable	Administrative	2,535
21 U.S. Code § 881	11/18/2022	Cash		Cash Forfeiture	Administrative Forfeiture	Joint Task Force	Not Applicable	Administrative	2,623
21 U.S. Code § 881	11/18/2022	Cash		Cash Forfeiture	Administrative Forfeiture	Joint Task Force	Not Applicable	Administrative	2,681
21 U.S. Code § 881	05/25/2022	Cash		Cash Forfeiture	Administrative Forfeiture	Joint Task Force	Not Applicable	Administrative	2,771
21 U.S. Code § 881	07/25/2022	Cash		Cash Forfeiture	Administrative Forfeiture	Joint Task Force	Not Applicable	Administrative	2,832
21 U.S. Code § 881	07/25/2022	Cash		Cash Forfeiture	Administrative Forfeiture	Joint Task Force	Not Applicable	Administrative	2,908
21 U.S. Code § 881	05/25/2022	Cash		Cash Forfeiture	Administrative Forfeiture	Joint Task Force	Not Applicable	Administrative	3,291
21 U.S. Code § 881	07/25/2022	Cash		Cash Forfeiture	Administrative Forfeiture	Joint Task Force	Not Applicable	Administrative	3,360
21 U.S. Code § 881	07/25/2022	Cash		Cash Forfeiture	Administrative Forfeiture	Joint Task Force	Not Applicable	Administrative	3,409
21 U.S. Code § 881	05/25/2022	Cash		Cash Forfeiture	Administrative Forfeiture	Joint Task Force	Not Applicable	Administrative	3,583
21 U.S. Code § 881	11/18/2022	Cash		Cash Forfeiture	Administrative Forfeiture	Joint Task Force	Not Applicable	Administrative	3,644
21 U.S. Code § 881	07/25/2022	Cash		Cash Forfeiture	Administrative Forfeiture	Joint Task Force	Not Applicable	Administrative	3,710
21 U.S. Code § 881	08/11/2022	Cash		Cash Forfeiture	Administrative Forfeiture	Joint Task Force	Not Applicable	Administrative	3,748
21 U.S. Code § 881	07/25/2022	Cash		Cash Forfeiture	Administrative Forfeiture	Joint Task Force	Not Applicable	Administrative	3,803
21 U.S. Code § 881	09/20/2022	Cash		Cash Forfeiture	Administrative Forfeiture	Joint Task Force	Not Applicable	Administrative	3,850

Table 2B
Property Seized Subject to Federal Forfeiture - Final Disposition - 2022
Sorted by Agency and Net Proceeds

Entity and Crime	Disposition Date	Type of Property	Property Detail	Disposition of Property	Basis of Disposition	Federalization Process	Type of Conviction	Forfeiture Initiation	Equitable Sharing Program-Amount Received
Metropolitan Airports Commission Police Department (Continued)									
21 U.S. Code § 881	07/25/2022	Cash		Cash Forfeiture	Administrative Forfeiture	Joint Task Force	Not Applicable	Administrative	3,865
21 U.S. Code § 881	09/20/2022	Cash		Cash Forfeiture	Administrative Forfeiture	Joint Task Force	Not Applicable	Administrative	3,931
21 U.S. Code § 881	05/25/2022	Cash		Cash Forfeiture	Administrative Forfeiture	Joint Task Force	Not Applicable	Administrative	3,949
21 U.S. Code § 881	09/12/2022	Cash		Cash Forfeiture	Administrative Forfeiture	Joint Task Force	Not Applicable	Administrative	3,952
21 U.S. Code § 881	07/25/2022	Cash		Cash Forfeiture	Administrative Forfeiture	Joint Task Force	Not Applicable	Administrative	3,963
21 U.S. Code § 881	07/25/2022	Cash		Cash Forfeiture	Administrative Forfeiture	Joint Task Force	Not Applicable	Administrative	3,993
21 U.S. Code § 881	07/25/2022	Cash		Cash Forfeiture	Administrative Forfeiture	Joint Task Force	Not Applicable	Administrative	4,013
21 U.S. Code § 881	07/25/2022	Cash		Cash Forfeiture	Administrative Forfeiture	Joint Task Force	Not Applicable	Administrative	4,051
21 U.S. Code § 881	05/25/2022	Cash		Cash Forfeiture	Administrative Forfeiture	Joint Task Force	Not Applicable	Administrative	4,258
21 U.S. Code § 881	07/25/2022	Cash		Cash Forfeiture	Administrative Forfeiture	Joint Task Force	Not Applicable	Administrative	4,265
21 U.S. Code § 881	07/25/2022	Cash		Cash Forfeiture	Administrative Forfeiture	Joint Task Force	Not Applicable	Administrative	4,266
21 U.S. Code § 881	07/25/2022	Cash		Cash Forfeiture	Administrative Forfeiture	Joint Task Force	Not Applicable	Administrative	4,368
21 U.S. Code § 881	05/25/2022	Cash		Cash Forfeiture	Administrative Forfeiture	Joint Task Force	Not Applicable	Administrative	4,449
21 U.S. Code § 881	07/25/2022	Cash		Cash Forfeiture	Administrative Forfeiture	Joint Task Force	Not Applicable	Administrative	4,668
21 U.S. Code § 881	07/25/2022	Cash		Cash Forfeiture	Administrative Forfeiture	Joint Task Force	Not Applicable	Administrative	4,739
21 U.S. Code § 881	11/18/2022	Cash		Cash Forfeiture	Administrative Forfeiture	Joint Task Force	Not Applicable	Administrative	4,779
21 U.S. Code § 881	07/25/2022	Cash		Cash Forfeiture	Administrative Forfeiture	Joint Task Force	Not Applicable	Administrative	4,870
21 U.S. Code § 881	07/25/2022	Cash		Cash Forfeiture	Administrative Forfeiture	Joint Task Force	Not Applicable	Administrative	5,121
21 U.S. Code § 881	07/25/2022	Cash		Cash Forfeiture	Administrative Forfeiture	Joint Task Force	Not Applicable	Administrative	5,129
21 U.S. Code § 881	07/25/2022	Cash		Cash Forfeiture	Administrative Forfeiture	Joint Task Force	Not Applicable	Administrative	5,310
21 U.S. Code § 881	05/25/2022	Cash		Cash Forfeiture	Administrative Forfeiture	Joint Task Force	Not Applicable	Administrative	5,328
21 U.S. Code § 881	07/25/2022	Cash		Cash Forfeiture	Administrative Forfeiture	Joint Task Force	Not Applicable	Administrative	5,643
21 U.S. Code § 881	07/25/2022	Cash		Cash Forfeiture	Administrative Forfeiture	Joint Task Force	Not Applicable	Administrative	5,682
21 U.S. Code § 881	05/25/2022	Cash		Cash Forfeiture	Administrative Forfeiture	Joint Task Force	Not Applicable	Administrative	5,888
21 U.S. Code § 881	05/25/2022	Cash		Cash Forfeiture	Administrative Forfeiture	Joint Task Force	Not Applicable	Administrative	6,129
21 U.S. Code § 881	11/16/2022	Cash		Cash Forfeiture	Administrative Forfeiture	Joint Task Force	Not Applicable	Administrative	6,143
21 U.S. Code § 881	07/25/2022	Cash		Cash Forfeiture	Administrative Forfeiture	Joint Task Force	Not Applicable	Administrative	6,194
21 U.S. Code § 881	05/25/2022	Cash		Cash Forfeiture	Administrative Forfeiture	Joint Task Force	Not Applicable	Administrative	6,219
21 U.S. Code § 881	05/25/2022	Cash		Cash Forfeiture	Administrative Forfeiture	Joint Task Force	Not Applicable	Administrative	6,274
21 U.S. Code § 881	07/25/2022	Cash		Cash Forfeiture	Administrative Forfeiture	Joint Task Force	Not Applicable	Administrative	6,388
21 U.S. Code § 881	05/25/2022	Cash		Cash Forfeiture	Administrative Forfeiture	Joint Task Force	Not Applicable	Administrative	6,608
21 U.S. Code § 881	07/25/2022	Cash		Cash Forfeiture	Administrative Forfeiture	Joint Task Force	Not Applicable	Administrative	6,685
21 U.S. Code § 881	07/25/2022	Cash		Cash Forfeiture	Administrative Forfeiture	Joint Task Force	Not Applicable	Administrative	6,757

Table 2B
Property Seized Subject to Federal Forfeiture - Final Disposition - 2022
Sorted by Agency and Net Proceeds

Entity and Crime	Disposition Date	Type of Property	Property Detail	Disposition of Property	Basis of Disposition	Federalization Process	Type of Conviction	Forfeiture Initiation	Equitable Sharing Program-Amount Received
Metropolitan Airports Commission Police Department (Continued)									
21 U.S. Code § 881	05/25/2022	Cash		Cash Forfeiture	Administrative Forfeiture	Joint Task Force	Not Applicable	Administrative	6,822
21 U.S. Code § 881	07/25/2022	Cash		Cash Forfeiture	Administrative Forfeiture	Joint Task Force	Not Applicable	Administrative	8,239
21 U.S. Code § 881	11/21/2022	Cash		Cash Forfeiture	Administrative Forfeiture	Joint Task Force	Not Applicable	Administrative	8,336
21 U.S. Code § 881	05/25/2022	Cash		Cash Forfeiture	Administrative Forfeiture	Joint Task Force	Not Applicable	Administrative	8,438
21 U.S. Code § 881	07/25/2022	Cash		Cash Forfeiture	Administrative Forfeiture	Joint Task Force	Not Applicable	Administrative	9,268
21 U.S. Code § 881	05/25/2022	Cash		Cash Forfeiture	Administrative Forfeiture	Joint Task Force	Not Applicable	Administrative	9,751
21 U.S. Code § 881	07/25/2022	Cash		Cash Forfeiture	Administrative Forfeiture	Joint Task Force	Not Applicable	Administrative	10,041
21 U.S. Code § 881	04/18/2022	Cash		Cash Forfeiture	Administrative Forfeiture	Joint Task Force	Not Applicable	Administrative	10,552
21 U.S. Code § 881	05/25/2022	Cash		Cash Forfeiture	Administrative Forfeiture	Joint Task Force	Not Applicable	Administrative	11,446
21 U.S. Code § 881	07/25/2022	Cash		Cash Forfeiture	Administrative Forfeiture	Joint Task Force	Not Applicable	Administrative	12,459
21 U.S. Code § 881	07/25/2022	Cash		Cash Forfeiture	Administrative Forfeiture	Joint Task Force	Not Applicable	Administrative	14,723
21 U.S. Code § 881	05/25/2022	Cash		Cash Forfeiture	Administrative Forfeiture	Joint Task Force	Not Applicable	Administrative	15,023
21 U.S. Code § 881	07/25/2022	Cash		Cash Forfeiture	Administrative Forfeiture	Joint Task Force	Not Applicable	Administrative	16,097
21 U.S. Code § 881	11/16/2022	Cash		Cash Forfeiture	Administrative Forfeiture	Joint Task Force	Not Applicable	Administrative	20,499
21 U.S. Code § 881	11/18/2022	Cash		Cash Forfeiture	Administrative Forfeiture	Joint Task Force	Not Applicable	Administrative	21,877
21 U.S. Code § 881	04/28/2022	Cash		Cash Forfeiture	Administrative Forfeiture	Joint Task Force	Not Applicable	Administrative	23,609
21 U.S. Code § 881	05/25/2022	Cash		Cash Forfeiture	Administrative Forfeiture	Joint Task Force	Not Applicable	Administrative	23,986
Agency Total									\$463,548
Minnesota State Patrol									
21 U.S. Code § 881	06/21/2022	Cash		Cash Forfeiture	Administrative Forfeiture	Joint Task Force	Not Applicable	Administrative	760
21 U.S. Code § 881	07/25/2022	Cash		Cash Forfeiture	Administrative Forfeiture	Joint Task Force	Not Applicable	Administrative	790
21 U.S. Code § 881	11/17/2022	Cash		Cash Forfeiture	Administrative Forfeiture	Joint Task Force	Not Applicable	Administrative	804
21 U.S. Code § 881	06/17/2022	Cash		Cash Forfeiture	Judicial Forfeiture	Joint Task Force	Not Applicable	Judicial	812
21 U.S. Code § 881	06/17/2022	Cash		Cash Forfeiture	Judicial Forfeiture	Joint Task Force	Plea Agreement	Judicial	880
21 U.S. Code § 881	11/16/2022	Cash		Cash Forfeiture	Administrative Forfeiture	Joint Task Force	Plea Agreement	Administrative	985
21 U.S. Code § 881	06/17/2022	Cash		Cash Forfeiture	Administrative Forfeiture	Joint Task Force	Not Applicable	Administrative	987
21 U.S. Code § 881	07/25/2022	Cash		Cash Forfeiture	Administrative Forfeiture	Joint Task Force	Not Applicable	Administrative	1,268
21 U.S. Code § 881	06/21/2022	Cash		Cash Forfeiture	Administrative Forfeiture	Joint Task Force	Not Applicable	Administrative	1,271
21 U.S. Code § 881	07/25/2022	Cash		Cash Forfeiture	Administrative Forfeiture	Joint Task Force	Not Applicable	Administrative	1,316
21 U.S. Code § 881	07/25/2022	Cash		Cash Forfeiture	Administrative Forfeiture	Joint Task Force	Not Applicable	Administrative	1,404
21 U.S. Code § 881	06/21/2022	Cash		Cash Forfeiture	Administrative Forfeiture	Joint Task Force	Not Applicable	Administrative	1,423
21 U.S. Code § 881	06/21/2022	Cash		Cash Forfeiture	Administrative Forfeiture	Joint Task Force	Not Applicable	Administrative	1,426

Table 2B
Property Seized Subject to Federal Forfeiture - Final Disposition - 2022
Sorted by Agency and Net Proceeds

Entity and Crime	Disposition Date	Type of Property	Property Detail	Disposition of Property	Basis of Disposition	Federalization Process	Type of Conviction	Forfeiture Initiation	Equitable Sharing Program-Amount Received
Minnesota State Patrol (Continued)									
21 U.S. Code § 881	06/17/2022	Cash		Cash Forfeiture	Judicial Forfeiture	Joint Task Force	Not Applicable	Judicial	1,500
21 U.S. Code § 881	07/25/2022	Cash		Cash Forfeiture	Administrative Forfeiture	Joint Task Force	Not Applicable	Administrative	1,585
21 U.S. Code § 881	07/25/2022	Cash		Cash Forfeiture	Administrative Forfeiture	Joint Task Force	Not Applicable	Administrative	1,690
21 U.S. Code § 881	07/25/2022	Cash		Cash Forfeiture	Administrative Forfeiture	Joint Task Force	Not Applicable	Administrative	1,755
21 U.S. Code § 881	07/25/2022	Cash		Cash Forfeiture	Administrative Forfeiture	Joint Task Force	Not Applicable	Administrative	1,770
21 U.S. Code § 881	06/17/2022	Cash		Cash Forfeiture	Administrative Forfeiture	Joint Task Force	Not Applicable	Administrative	1,777
21 U.S. Code § 881	07/25/2022	Cash		Cash Forfeiture	Administrative Forfeiture	Joint Task Force	Not Applicable	Administrative	1,818
21 U.S. Code § 881	06/22/2022	Cash		Cash Forfeiture	Administrative Forfeiture	Joint Task Force	Not Applicable	Administrative	1,871
21 U.S. Code § 881	07/25/2022	Cash		Cash Forfeiture	Administrative Forfeiture	Joint Task Force	Not Applicable	Administrative	2,051
21 U.S. Code § 881	07/25/2022	Cash		Cash Forfeiture	Administrative Forfeiture	Joint Task Force	Not Applicable	Administrative	2,192
21 U.S. Code § 881	07/25/2022	Cash		Cash Forfeiture	Administrative Forfeiture	Joint Task Force	Not Applicable	Administrative	2,247
21 U.S. Code § 881	07/25/2022	Cash		Cash Forfeiture	Administrative Forfeiture	Joint Task Force	Not Applicable	Administrative	2,257
21 U.S. Code § 881	09/20/2022	Cash		Cash Forfeiture	Administrative Forfeiture	Joint Task Force	Plea Agreement	Administrative	2,363
21 U.S. Code § 881	07/25/2022	Cash		Cash Forfeiture	Administrative Forfeiture	Joint Task Force	Not Applicable	Administrative	2,400
21 U.S. Code § 881	11/18/2022	Cash		Cash Forfeiture	Administrative Forfeiture	Joint Task Force	Not Applicable	Administrative	2,623
21 U.S. Code § 881	06/21/2022	Cash		Cash Forfeiture	Administrative Forfeiture	Joint Task Force	Not Applicable	Administrative	2,771
21 U.S. Code § 881	07/25/2022	Cash		Cash Forfeiture	Administrative Forfeiture	Joint Task Force	Not Applicable	Administrative	2,832
21 U.S. Code § 881	07/25/2022	Cash		Cash Forfeiture	Administrative Forfeiture	Joint Task Force	Not Applicable	Administrative	3,038
21 U.S. Code § 881	07/25/2022	Cash		Cash Forfeiture	Administrative Forfeiture	Joint Task Force	Not Applicable	Administrative	3,409
21 U.S. Code § 881	07/25/2022	Cash		Cash Forfeiture	Administrative Forfeiture	Joint Task Force	Not Applicable	Administrative	3,412
21 U.S. Code § 881	09/19/2022	Cash		Cash Forfeiture	Administrative Forfeiture	Joint Task Force	Not Applicable	Administrative	3,440
21 U.S. Code § 881	06/17/2022	Cash		Cash Forfeiture	Administrative Forfeiture	Joint Task Force	Not Applicable	Administrative	3,583
21 U.S. Code § 881	08/11/2022	Cash		Cash Forfeiture	Administrative Forfeiture	Joint Task Force	Not Applicable	Administrative	3,748
21 U.S. Code § 881	07/25/2022	Cash		Cash Forfeiture	Administrative Forfeiture	Joint Task Force	Not Applicable	Administrative	3,841
21 U.S. Code § 881	07/25/2022	Cash		Cash Forfeiture	Administrative Forfeiture	Joint Task Force	Not Applicable	Administrative	3,865
21 U.S. Code § 881	07/25/2022	Cash		Cash Forfeiture	Administrative Forfeiture	Joint Task Force	Not Applicable	Administrative	3,993
21 U.S. Code § 881	07/25/2022	Cash		Cash Forfeiture	Administrative Forfeiture	Joint Task Force	Not Applicable	Administrative	4,013
21 U.S. Code § 881	06/17/2022	Cash		Cash Forfeiture	Administrative Forfeiture	Joint Task Force	Not Applicable	Administrative	4,165
21 U.S. Code § 881	06/21/2022	Cash		Cash Forfeiture	Administrative Forfeiture	Joint Task Force	Not Applicable	Administrative	4,206
21 U.S. Code § 881	07/25/2022	Cash		Cash Forfeiture	Administrative Forfeiture	Joint Task Force	Not Applicable	Administrative	4,266
21 U.S. Code § 881	07/25/2022	Cash		Cash Forfeiture	Administrative Forfeiture	Joint Task Force	Not Applicable	Administrative	4,368
21 U.S. Code § 881	07/25/2022	Cash		Cash Forfeiture	Administrative Forfeiture	Joint Task Force	Not Applicable	Administrative	4,417
21 U.S. Code § 881	06/17/2022	Cash		Cash Forfeiture	Administrative Forfeiture	Joint Task Force	Not Applicable	Administrative	4,507

Table 2B
Property Seized Subject to Federal Forfeiture - Final Disposition - 2022
Sorted by Agency and Net Proceeds

Entity and Crime	Disposition Date	Type of Property	Property Detail	Disposition of Property	Basis of Disposition	Federalization Process	Type of Conviction	Forfeiture Initiation	Equitable Sharing Program-Amount Received
Minnesota State Patrol (Continued)									
21 U.S. Code § 881	07/25/2022	Cash		Cash Forfeiture	Administrative Forfeiture	Joint Task Force	Not Applicable	Administrative	4,668
21 U.S. Code § 881	07/25/2022	Cash		Cash Forfeiture	Administrative Forfeiture	Joint Task Force	Not Applicable	Administrative	4,829
21 U.S. Code § 881	07/25/2022	Cash		Cash Forfeiture	Administrative Forfeiture	Joint Task Force	Not Applicable	Administrative	5,682
21 U.S. Code § 881	06/22/2022	Cash		Cash Forfeiture	Administrative Forfeiture	Joint Task Force	Not Applicable	Administrative	5,704
21 U.S. Code § 881	07/25/2022	Cash		Cash Forfeiture	Administrative Forfeiture	Joint Task Force	Not Applicable	Administrative	6,194
21 U.S. Code § 881	07/25/2022	Cash		Cash Forfeiture	Administrative Forfeiture	Joint Task Force	Not Applicable	Administrative	6,388
21 U.S. Code § 881	07/25/2022	Cash		Cash Forfeiture	Administrative Forfeiture	Joint Task Force	Not Applicable	Administrative	6,499
21 U.S. Code § 881	06/21/2022	Cash		Cash Forfeiture	Administrative Forfeiture	Joint Task Force	Not Applicable	Administrative	6,608
21 U.S. Code § 881	06/21/2022	Cash		Cash Forfeiture	Judicial Forfeiture	Joint Task Force	Not Applicable	Judicial	6,822
21 U.S. Code § 881	06/21/2022	Cash		Cash Forfeiture	Administrative Forfeiture	Joint Task Force	Not Applicable	Administrative	7,233
21 U.S. Code § 881	07/25/2022	Cash		Cash Forfeiture	Administrative Forfeiture	Joint Task Force	Not Applicable	Administrative	8,606
21 U.S. Code § 881	07/25/2022	Cash		Cash Forfeiture	Administrative Forfeiture	Joint Task Force	Not Applicable	Administrative	9,268
21 U.S. Code § 881	11/18/2022	Cash		Cash Forfeiture	Administrative Forfeiture	Joint Task Force	Not Applicable	Administrative	9,559
21 U.S. Code § 881	06/21/2022	Cash		Cash Forfeiture	Administrative Forfeiture	Joint Task Force	Not Applicable	Administrative	12,302
21 U.S. Code § 881	07/25/2022	Cash		Cash Forfeiture	Administrative Forfeiture	Joint Task Force	Not Applicable	Administrative	12,459
21 U.S. Code § 881	11/17/2022	Cash		Cash Forfeiture	Administrative Forfeiture	Joint Task Force	Not Applicable	Administrative	12,592
21 U.S. Code § 881	06/21/2022	Cash		Cash Forfeiture	Administrative Forfeiture	Adoption	Not Applicable	Administrative	15,442
21 U.S. Code § 881	06/21/2022	Cash		Cash Forfeiture	Administrative Forfeiture	Adoption	Not Applicable	Administrative	16,952
21 U.S. Code § 881	11/16/2022	Cash		Cash Forfeiture	Administrative Forfeiture	Joint Task Force	Not Applicable	Administrative	17,111
21 U.S. Code § 881	06/17/2022	Cash		Cash Forfeiture	Administrative Forfeiture	Joint Task Force	Not Applicable	Administrative	23,986
21 U.S. Code § 881	11/18/2022	Cash		Cash Forfeiture	Administrative Forfeiture	Joint Task Force	Not Applicable	Administrative	43,276
21 U.S. Code § 881	11/21/2022	Cash		Cash Forfeiture	Administrative Forfeiture	Joint Task Force	Not Applicable	Administrative	43,753
Agency Total									\$397,832
Moorhead Police Department									
21 U.S. Code § 846	02/22/2022	Cash		Cash Forfeiture	Judicial Forfeiture	Joint Task Force	Plea Agreement	Judicial	4,165
21 U.S. Code § 881	10/05/2022	Cash		Cash Forfeiture	Administrative Forfeiture	Adoption	Plea Agreement	Administrative	20,806
Agency Total									\$24,971
Paul Bunyan Drug Task Force									
21 U.S. Code § 841(b)(1)(B)	10/05/2022	Vehicle	2006 Chevrolet Impala	Returned to Owner	Agreement	Adoption	Plea Agreement	Administrative	---
Agency Total									\$---

Table 2B
Property Seized Subject to Federal Forfeiture - Final Disposition - 2022
Sorted by Agency and Net Proceeds

Entity and Crime	Disposition Date	Type of Property	Property Detail	Disposition of Property	Basis of Disposition	Federalization Process	Type of Conviction	Forfeiture Initiation	Equitable Sharing Program-Amount Received
South Central Drug Investigation Unit									
Conspiracy	10/21/2022	Cash		Cash Forfeiture	Administrative Forfeiture	Adoption	Plea Agreement	Administrative	4,067
Agency Total									4,067
Washington County Narcotics Task Force									
21 U.S. Code § 881	05/25/2022	Cash		Cash Forfeiture	Administrative Forfeiture	Adoption	Plea Agreement	Administrative	1,209
21 U.S. Code § 881	04/18/2022	Cash		Cash Forfeiture	Administrative Forfeiture	Adoption	Plea Agreement	Administrative	3,555
21 U.S. Code § 881	05/25/2022	Cash		Cash Forfeiture	Administrative Forfeiture	Adoption	Plea Agreement	Administrative	5,256
Agency Total									10,020
Washington County Sheriff's Office									
21 U.S. Code § 841(a)(1)	11/21/2022	Cash		Cash Forfeiture	Administrative Forfeiture	Joint Task Force	Plea Agreement	Administrative	1,366
21 U.S. Code § 881	01/24/2022	Cash		Cash Forfeiture	Administrative Forfeiture	Joint Task Force	Plea Agreement	Administrative	2,486
21 U.S. Code § 881	07/25/2022	Cash		Cash Forfeiture	Administrative Forfeiture	Joint Task Force	Plea Agreement	Administrative	4,796
21 U.S. Code § 881	05/25/2022	Cash		Cash Forfeiture	Administrative Forfeiture	Joint Task Force	Plea Agreement	Administrative	5,996
21 U.S. Code § 881	07/25/2022	Cash		Cash Forfeiture	Administrative Forfeiture	Joint Task Force	Plea Agreement	Administrative	6,211
21 U.S. Code § 881	07/25/2022	Cash		Cash Forfeiture	Administrative Forfeiture	Joint Task Force	Plea Agreement	Administrative	19,747
21 U.S. Code § 881	04/18/2022	Cash		Cash Forfeiture	Administrative Forfeiture	Joint Task Force	Plea Agreement	Administrative	22,916
21 U.S. Code § 881	11/18/2022	Other		Property Sold	Judicial Forfeiture	Joint Task Force	Plea Agreement	Judicial	39,123
Agency Total									102,641
Total for All Jurisdictions									1,880,228

Table 3A
Summary of State Forfeiture Activity by Agency - 2022
Sorted by Agency

Agency Name	Gross Sales Value (\$)	Expenses Paid (\$)	Amount Returned (\$)	Net Proceeds (\$)	Number of Forfeiture Incidents
Aitkin County Sheriff's Office	21,333	5,436	---	16,263	13
Aitkin Police Department	10,005	14,923	---	1,362	11
Aitkin-Itasca-Mille Lacs Violent Crimes Enforcement Team	12,971	255	---	12,716	18
Albert Lea Police Department	730	402	---	328	4
Alcohol and Gambling Enforcement Division	152,704	---	100,000	52,704	4
Alexandria Police Department	32,234	771	---	31,463	8
Annandale Police Department	1,500	160	402	938	1
Anoka County Sheriff's Office	27,819	---	8,000	19,819	9
Anoka Police Department	1,304	---	---	1,304	5
Anoka-Hennepin Drug Task Force	66,514	---	6,417	60,097	18
Apple Valley Police Department	---	---	---	---	2
Arlington Police Department	2,690	192	---	2,498	1
Austin Police Department	17,850	2,332	---	15,518	15
Avon Police Department	9,851	2,365	---	7,486	7
Baxter Police Department	2,854	1,155	512	1,252	27
Bayport Police Department	3,323	925	---	2,398	3
Becker County Sheriff's Office	2,108	2,108	---	---	5
Becker Police Department	8,987	3,121	---	5,866	6
Belgrade Brooten Police Board	503	258	---	245	2
Belle Plaine Police Department	13,061	---	---	13,061	9
Beltrami County Sheriff's Office	33,829	2,264	3,079	28,564	13
Bemidji Police Department	36,944	1,720	6,693	28,941	20
Benson Police Department	2,171	53,655	---	---	3
Benton County Sheriff's Office	11,359	---	---	11,359	3
Big Lake Police Department	38,381	17,118	---	23,998	24
Big Stone County Sheriff's Office	13,016	1,448	---	11,568	6
Blaine Police Department	19,734	---	4,392	15,342	11
Bloomington Police Department	102,042	51,789	---	51,204	70
Blue Earth County Sheriff's Office	65,349	4,268	---	61,081	13
Blue Earth Police Department	3,231	243	---	2,988	5
Boundary Waters Drug Task Force	222	---	---	222	1
Brainerd Police Department	1,657	---	---	1,657	10
Breezy Point Police Department	---	---	---	---	1
Brooklyn Park Police Department	7,138	400	---	6,738	8
Brown County Sheriff's Office	1,367	45	---	1,322	4
Brown-Lyon-Redwood-Renville Drug Task Force	44,979	---	1,735	43,244	50
Buffalo Police Department	21,373	2,076	2,623	16,674	20

Table 3A
Summary of State Forfeiture Activity by Agency - 2022
Sorted by Agency

Agency Name	Gross Sales Value (\$)	Expenses Paid (\$)	Amount Returned (\$)	Net Proceeds (\$)	Number of Forfeiture Incidents
Buffalo Ridge Drug Task Force	3,509	415	---	3,509	6
Bureau of Criminal Apprehension	196,478	30,000	9,245	157,233	9
Burnsville Police Department	1,500	1,273	---	227	3
Cannon Falls Police Department	7,963	4,239	---	3,724	4
Cannon River Drug and Violent Offender Task Force	169,166	808	1,740	166,618	45
Carlton County Sheriff's Office	393	393	---	---	3
Carver County Sheriff's Office	23,721	2,288	---	21,433	16
Cass County Sheriff's Office	1,031	---	---	1,031	4
CEE-VI Drug Task Force	109,910	6	10,473	99,431	62
Centennial Lakes Police Department	625	552	---	515	7
Central Minnesota Violent Offenders Task Force	71,583	---	10,000	61,583	30
Champlin Police Department	15,790	3,930	---	11,860	6
Chaska Police Department	8,350	2,922	---	5,430	2
Chippewa County Sheriff's Office	9,450	937	---	8,513	1
Chisago County Sheriff's Office	5,597	1,313	---	4,443	5
Chisholm Police Department	---	---	---	---	3
Clay County Sheriff's Office	84,465	5,886	---	78,579	30
Clearwater County Sheriff's Office	2,134	2,134	---	---	4
Cloquet Police Department	1,423	---	---	1,423	2
Cold Spring Police Department	3,697	798	---	2,899	4
Cook County Sheriff's Office	---	---	---	---	1
Coon Rapids Police Department	46,979	30,682	---	20,409	42
Cottage Grove Police Department	39,542	6,286	---	33,337	54
Crookston Police Department	12,589	4,324	---	8,265	7
Crow Wing County Sheriff's Office	324	---	---	324	4
Crystal Police Department	3,000	900	2,100	---	2
Dakota County Drug Task Force	206,833	1,160	7,760	197,913	77
Dakota County Sheriff's Office	11,511	4,111	---	7,588	14
Deer River Police Department	790	199	---	591	2
Detroit Lakes Police Department	50,698	822	---	49,912	8
Dilworth Police Department	3,596	450	---	3,295	5
DNR, Enforcement Division	151,066	20,848	---	130,218	265
Dodge County Sheriff's Office	6,440	6,518	---	100	18
Douglas County Sheriff's Office	56,834	9,061	36,228	11,545	48
Duluth Police Department	26,373	7,004	---	19,369	14
Eagan Police Department	12,846	7,644	---	5,702	8
East Central Drug Task Force	13,346	185	---	13,161	5

Table 3A
Summary of State Forfeiture Activity by Agency - 2022
Sorted by Agency

Agency Name	Gross Sales Value (\$)	Expenses Paid (\$)	Amount Returned (\$)	Net Proceeds (\$)	Number of Forfeiture Incidents
East Grand Forks Police Department	71,563	4,428	---	67,135	20
East Metro Sex Trafficking Task Force	16,060	---	461	15,599	2
East Range Public Safety Board	9,350	900	---	8,450	4
Eden Prairie Police Department	17,170	11,100	6,350	4,199	20
Edina Police Department	87,747	14,373	---	73,689	46
Elk River Police Department	25,429	2,876	3,877	18,726	21
Elko New Market Police Department	8,846	1,695	951	6,200	7
Ely Police Department	1,615	591	---	1,098	2
Eveleth Police Department	1,264	---	---	1,264	1
Fairfax Police Department	1,000	---	---	1,000	1
Fairmont Police Department	3,117	110	1,713	1,294	5
Faribault Police Department	---	79	---	---	5
Farmington Police Department	30,252	3,410	---	28,235	10
Fergus Falls Police Department	8,577	2,742	---	5,835	9
Fillmore County Sheriff's Office	1,150	150	---	1,000	1
Fond du Lac Tribal Police Department	2,110	---	---	2,110	2
Forest Lake Police Department	---	---	---	---	1
Freeborn County Sheriff's Office	2,564	405	---	2,159	5
Fridley Police Department	96,544	11,610	---	84,934	28
Gaylord Police Department	16,470	6,620	---	9,850	3
Glencoe Police Department	11,420	2,008	---	9,493	7
Glenwood Police Department	3,860	599	---	3,261	4
Glyndon Police Department	500	500	---	---	1
Golden Valley Police Department	24,578	2,498	---	22,080	23
Grand Rapids Police Department	20,247	---	---	20,247	13
Granite Falls Police Department	9,405	---	9,405	---	3
Grant County Sheriff's Office	3,100	1,572	---	2,653	7
Hastings Police Department	13,345	2,529	---	10,913	14
Henderson Police Department	6,001	1,213	---	4,788	1
Hennepin County Sheriff's Office	1,000	---	---	1,000	4
Hennepin County Violent Offenders Task Force	175,255	---	113,673	61,582	51
Hermantown Police Department	1,265	899	780	---	12
Hibbing Police Department	5,989	75	---	5,989	4
Hopkins Police Department	21,308	4,258	---	17,179	18
Houston County Sheriff's Office	10,575	4,671	---	5,904	5
Howard Lake Police Department	9,375	---	---	9,375	1
Hubbard County Sheriff's Office	61,979	13,700	7,157	41,774	51

Table 3A
Summary of State Forfeiture Activity by Agency - 2022
Sorted by Agency

Agency Name	Gross Sales Value (\$)	Expenses Paid (\$)	Amount Returned (\$)	Net Proceeds (\$)	Number of Forfeiture Incidents
International Falls Police Department	220	49	---	171	3
Inver Grove Heights Public Safety Department	5,950	2,643	---	3,427	8
Isanti County Sheriff's Office	325	300	---	25	1
Isanti Police Department	1,335	6,705	---	---	4
Isle Police Department	9,350	400	---	8,950	3
Itasca County Sheriff's Office	28,454	480	---	27,974	14
Jackson County Sheriff's Office	4,905	359	---	4,546	3
Janesville Police Department	2,500	2,500	---	---	6
Jordan Police Department	17,242	6,134	---	13,824	25
Kanabec County Sheriff's Office	8,964	1,800	---	7,754	28
Kandiyohi County Sheriff's Office	29,741	3,161	2,092	24,725	15
Keewatin Police Department	6,595	25	---	6,570	1
Kittson County Sheriff's Office	3,275	1,956	---	1,319	2
Lake County Sheriff's Office	2,750	---	---	2,750	1
Lake of the Woods County Sheriff's Office	2,645	---	---	2,645	5
Lake Superior Drug and Violent Crime Task Force	82,959	---	---	82,959	31
Lakes Area Drug Investigative Division	3,544	---	---	3,544	18
Lakes Area Police District	446	344	---	102	2
Lakes to River Drug and Violent Crimes Task Force	47,912	1,746	---	46,166	5
Le Sueur County Sheriff's Office	2,800	1,128	---	1,672	1
Le Sueur Police Department	10,358	352	---	10,006	11
Lincoln County Sheriff's Office	27,263	---	---	27,263	4
Lino Lakes Police Department	49,123	3,710	267	45,516	18
Litchfield Police Department	---	---	---	---	1
Long Prairie Police Department	1,581	372	---	1,209	1
Lonsdale Police Department	9,050	3,349	---	5,701	2
Lyon County Sheriff's Office	12,198	125	---	12,073	3
Madison Lake Police Department	11,082	1,054	---	10,028	2
Mahnomen County Sheriff's Office	1,143	417	---	726	4
Mankato Department of Public Safety	55,271	6,640	---	48,631	32
Maple Grove Police Department	37,046	2,346	4,263	30,437	18
Maplewood Police Department	29,595	---	---	29,595	18
Marshall Police Department	18,031	1,135	---	16,896	15
Martin County Sheriff's Office	1,910	700	---	1,210	3
McLeod County Sheriff's Office	11,551	1,505	---	10,474	9
Medina Police Department	3,650	559	---	3,091	2
Meeker County Sheriff's Office	44,908	6,490	100	39,012	21

Table 3A
Summary of State Forfeiture Activity by Agency - 2022
Sorted by Agency

Agency Name	Gross Sales Value (\$)	Expenses Paid (\$)	Amount Returned (\$)	Net Proceeds (\$)	Number of Forfeiture Incidents
Melrose Police Department	11,855	---	---	11,855	11
Menahga Police Department	2,700	81	---	2,619	6
Mendota Heights Police Department	4,020	2,371	---	1,649	4
Metropolitan Airports Commission Police Department	10,410	1,245	---	9,165	4
Milaca Police Department	5,807	270	---	5,537	3
Mille Lacs County Sheriff's Office	22,417	3,873	3,313	17,121	27
Mille Lacs Tribal Police Department	33,396	777	---	32,619	19
Minneapolis Police Department	363,876	9,877	8,755	345,802	67
Minnesota River Valley Drug Task Force	25,255	362	---	24,893	14
Minnesota State Patrol	1,601,616	716,704	339,052	748,715	1072
Minnnetonka Police Department	13,149	11,824	---	2,150	15
Minnetrasta Public Safety Department	865	492	---	373	1
Moorhead Police Department	118,973	6,786	---	112,187	33
Morrison County Sheriff's Office	1,180	---	---	1,180	1
Motley Police Department	1,035	296	---	739	1
Mounds View Police Department	50,790	7,844	389	42,557	15
Mower County Sheriff's Office	11,965	2,488	---	9,477	7
Murray County Sheriff's Office	2,816	185	---	2,631	3
Nashwauk Police Department	30,112	3,179	---	27,084	13
New Brighton Department of Public Safety	7,850	2,961	300	4,589	6
New Prague Police Department	7,138	---	---	7,138	7
New Ulm Police Department	85,266	2,434	---	83,162	15
Nicollet County Sheriff's Office	23,462	4,262	---	19,281	13
Nisswa Police Department	7,405	1,127	542	5,742	11
Nobles County Sheriff's Office	46,713	3,307	12,590	30,966	4
North Branch Police Department	910	453	---	457	1
North Mankato Police Department	3,550	6,928	---	---	3
North Saint Paul Police Department	---	---	---	---	2
Northfield Police Department	4,744	3,336	---	1,618	3
Northwest Metro Drug Task Force	147,409	---	95,963	51,446	40
Oakdale Police Department	4,199	---	---	4,199	4
Olmsted County Sheriff's Office	23,322	1,533	---	21,924	10
Osseo Police Department	3,230	---	---	3,230	5
Owatonna Police Department	10,195	8,063	---	4,002	23
Park Rapids Police Department	5,070	799	---	4,271	10
Paul Bunyan Drug Task Force	88,571	---	15,160	73,411	111
Paynesville Police Department	1,914	414	---	1,500	2

Table 3A
Summary of State Forfeiture Activity by Agency - 2022
Sorted by Agency

Agency Name	Gross Sales Value (\$)	Expenses Paid (\$)	Amount Returned (\$)	Net Proceeds (\$)	Number of Forfeiture Incidents
Pequot Lakes Police Department	18,505	---	15,414	3,091	6
Perham Police Department	642	---	---	642	1
Pine County Sheriff's Office	15,167	2,894	---	12,557	18
Pine to Prairie Drug Task Force	57,821	4,679	3,725	49,417	20
Pipestone County Sheriff's Office	8,061	---	---	8,061	15
Plymouth Police Department	6,570	2,822	---	3,748	3
Polk County Sheriff's Office	32,754	5,459	---	27,470	23
Preston Police Department	832	236	---	596	2
Princeton Police Department	8,282	4,497	134	3,828	12
Prior Lake Police Department	37,102	1,923	475	34,704	52
Ramsey County Sheriff's Office	48,612	45,588	---	3,024	35
Ramsey County Violent Crime Enforcement Team	160,786	1,800	67,404	91,582	20
Ramsey Police Department	1,485	615	---	870	2
Red Wing Police Department	8,800	2,601	---	6,402	14
Redwood Falls Police Department	---	147	---	---	1
Renville County Sheriff's Office	11,256	13,564	---	2,773	7
Rice County Sheriff's Office	32,416	2,010	---	30,580	14
Rice Police Department	3,250	275	975	2,000	1
Richfield Police Department	55,485	---	---	55,485	16
Robbinsdale Police Department	34,250	7,175	660	26,415	22
Rochester Police Department	15,053	2,442	---	12,611	22
Rogers Police Department	11,812	1,506	557	9,749	15
Roseau Police Department	183	125	---	58	1
Rosemount Police Department	10,825	4,871	---	5,954	6
Roseville Police Department	2,000	---	---	2,000	1
Royalton Police Department	1,900	138	---	1,762	2
Saint Anthony Police Department	5,227	1,637	1,480	2,110	5
Saint Cloud Police Department	51,756	10,801	1,100	41,481	94
Saint Francis Police Department	14,526	---	---	14,526	11
Saint James Police Department	5,975	1,760	---	4,215	2
Saint Joseph Police Department	11,052	1,429	---	9,704	8
Saint Louis County Sheriff's Office	22,638	7,427	---	15,261	60
Saint Louis Park Police Department	---	---	---	---	1
Saint Paul Park Police Department	7,898	2,369	---	5,529	1
Saint Paul Police Department	121,645	15,674	1,409	104,562	99
Sartell Police Department	38,715	6,043	---	33,058	11
Sauk Centre Police Department	16,779	362	---	16,417	3

Table 3A
Summary of State Forfeiture Activity by Agency - 2022
Sorted by Agency

Agency Name	Gross Sales Value (\$)	Expenses Paid (\$)	Amount Returned (\$)	Net Proceeds (\$)	Number of Forfeiture Incidents
Sauk Rapids Police Department	9,447	---	---	9,447	6
Savage Police Department	21,297	13,072	---	9,632	22
Scott County Sheriff's Office	11,612	1,958	---	9,654	13
Shakopee Police Department	88,921	23,394	---	65,527	71
Sherburne County Sheriff's Office	106,661	3,504	3,000	100,157	73
Sibley County Sheriff's Office	4,023	215	---	3,808	1
Sleepy Eye Police Department	222	---	---	222	1
South Central Drug Investigation Unit	15,021	111	2,800	12,221	11
South Lake Minnetonka Police Department	8,450	1,704	---	6,746	3
South Saint Paul Police Department	1,050	381	---	669	2
Southeast Minnesota Violent Crime Enforcement Team	214,233	777	39,681	173,775	69
Southwest Hennepin Drug Task Force	190,518	---	40,000	150,518	70
Southwest Metro Drug Task Force	452,705	7,240	2,713	447,617	44
Spring Lake Park Police Department	800	909	---	80	2
Starbuck Police Department	---	---	---	---	3
Stearns County Sheriff's Office	51,540	13,713	---	38,786	28
Steele County Sheriff's Office	11,640	4,773	---	6,899	7
Stillwater Police Department	---	---	---	---	2
Swift County Sheriff's Office	1,150	---	---	1,150	2
Thief River Falls Police Department	9,465	2,482	---	7,009	12
Three Rivers Park District Police Department	---	---	---	---	1
Todd County Sheriff's Office	38,906	1,575	12,479	26,262	12
Traverse County Sheriff's Office	---	---	---	---	1
Upper Sioux Tribal Community Police	---	195	---	---	1
Virginia Police Department	4,209	250	---	4,009	3
Wabasha County Sheriff's Office	24,160	6,725	---	17,435	7
Wabasha Police Department	3,244	2,125	---	1,119	9
Wadena Police Department	4,765	2,489	---	3,159	6
Waite Park Police Department	14,131	1,541	---	12,590	9
Waseca County Sheriff's Office	3,200	472	---	2,728	4
Waseca Police Department	800	7,255	---	---	2
Washington County Narcotics Task Force	950	576	---	374	4
Washington County Sheriff's Office	38,820	14,718	5,700	18,639	39
Watonwan County Sheriff's Office	46,171	19,487	---	26,684	8
West Central Minnesota Drug and Violent Crime Task Force	53,405	311	1,120	51,974	18
West Hennepin Public Safety Department	355	155	---	200	1
West Metro Drug Task Force	95,938	---	25,215	70,723	30

Table 3A
Summary of State Forfeiture Activity by Agency - 2022
Sorted by Agency

Agency Name	Gross Sales Value (\$)	Expenses Paid (\$)	Amount Returned (\$)	Net Proceeds (\$)	Number of Forfeiture Incidents
West Saint Paul Police Department	---	---	---	---	19
Wheaton Police Department	---	---	---	---	1
White Bear Lake Police Department	4,399	3,660	---	814	11
White Earth Tribal Office	---	---	---	---	1
Wilkin County Sheriff's Office	4,550	2,500	4,550	---	3
Willmar Police Department	40,720	2,545	---	38,175	12
Windom Police Department	14,187	9,500	---	4,687	13
Winnebago Public Safety	1,595	---	---	1,595	2
Winona County Sheriff's Office	1,300	---	---	1,300	7
Winona Police Department	2,701	701	---	2,000	9
Winsted Police Department	734	1,844	---	---	2
Woodbury Police Department	133,100	27,087	---	106,300	61
Worthington Police Department	27,688	2,848	---	24,840	26
Wright County Sheriff's Office	86,831	10,307	34,414	42,110	110
Wyoming Police Department	3,244	1,742	---	1,998	5
Zumbrota Police Department	250	9,000	---	---	1
Total for All Jurisdictions	\$9,028,740	\$1,642,593	\$1,103,557	\$6,621,569	5,094

Table 3B
Summary of Federal Forfeiture Activity by Agency - 2022
Sorted by Agency

Agency Name	Equitable Sharing Program - Amount Received (\$)	Number of Forfeiture Incidents
Anoka-Hennepin Drug Task Force	213,124	5
Bureau of Criminal Apprehension	139,394	16
CEE-VI Drug Task Force	17,714	1
Clay County Sheriff's Office	24,603	1
Dakota County Drug Task Force	482,314	6
Metropolitan Airports Commission Police Department	463,548	74
Minnesota State Patrol	397,832	68
Moorhead Police Department	24,971	2
Paul Bunyan Drug Task Force	---	1
South Central Drug Investigation Unit	4,067	1
Washington County Narcotics Task Force	10,020	3
Washington County Sheriff's Office	102,641	8
Total for All Jurisdictions	\$1,880,228	186

Table 4
Summary of Forfeiture Expenditures - 2022

	<u>2021</u>	<u>2022*</u>	<u>Percent Change (%)</u>
Expenditures			
Amount Received in the Previous Year	\$---	\$10,385,337	---
Expenditure Categories			
Crime Prevention	\$---	\$89,975	---
Victim Reparations	---	23,296	---
Exploited Youth Programs	---	1,029	---
Trafficking Victim Programs	---	100,000	---
Investigation Costs	---	302,807	---
Court Costs	---	320,889	---
Salaries	---	1,377,027	---
Professional Services	---	1,006,178	---
Travel	---	150,148	---
Training	---	419,545	---
Other Operating Expenses	---	913,704	---
Capital Expenditures	---	2,948,770	---
Non-Profit or Other Programs	---	232,742	---
Other Expenditures	---	651,959	---
Total Expenditures	<u>\$---</u>	<u>\$8,538,069</u>	---
Estimated Value of All Held Property	\$---	\$10,855,458	---
Year-End Balance	\$---	\$28,265,042	---

*The first year of reporting forfeiture expenditures is 2022.

Table 5
Detailed Forfeiture Expenditures - 2022
Sorted by Agency

Ada Police Department

	2021	2022*	Percent
Expenditures	Expenditures	Expenditures	Change (\$)
Amount Received in the Previous Year	\$---	\$---	---
Expenditure Categories			
Crime Prevention	\$---	\$---	---
Victim Reparations	---	---	---
Exploited Youth Programs	---	---	---
Trafficking Victim Programs	---	---	---
Investigation Costs	---	---	---
Court Costs	---	---	---
Salaries	---	---	---
Professional Services	---	---	---
Travel	---	---	---
Training	---	---	---
Other Operating Expenses	---	---	---
Capital Expenditures	---	---	---
Non-Profit or Other Programs	---	---	---
Other Expenditures	---	---	---
Total Expenditures	\$---	\$---	---
Estimated Value of All Held Property	\$---	\$---	---
Year-End Balance	\$---	\$---	---

*The first year of reporting forfeiture expenditures is 2022. Entity with no data in 2022 has no expenditures to report.

Adrian Police Department

	2021	2022*	Percent
Expenditures	Expenditures	Expenditures	Change (\$)
Amount Received in the Previous Year	\$---	\$---	---
Expenditure Categories			
Crime Prevention	\$---	\$---	---
Victim Reparations	---	---	---
Exploited Youth Programs	---	---	---
Trafficking Victim Programs	---	---	---
Investigation Costs	---	---	---
Court Costs	---	---	---
Salaries	---	---	---
Professional Services	---	---	---
Travel	---	---	---
Training	---	---	---
Other Operating Expenses	---	---	---
Capital Expenditures	---	---	---
Non-Profit or Other Programs	---	---	---
Other Expenditures	---	---	---
Total Expenditures	\$---	\$---	---
Estimated Value of All Held Property	\$---	9,000	---
Year-End Balance	\$---	\$---	---

*The first year of reporting forfeiture expenditures is 2022. Entity with no data in 2022 has no expenditures to report.

Aitkin County Attorney's Office

	2021	2022*	Percent
Expenditures	Expenditures	Expenditures	Change (\$)
Amount Received in the Previous Year	\$---	\$11,193	---
Expenditure Categories			
Crime Prevention	\$---	\$---	---
Victim Reparations	---	---	---
Exploited Youth Programs	---	---	---
Trafficking Victim Programs	---	---	---
Investigation Costs	---	---	---
Court Costs	---	256	---
Salaries	---	---	---
Professional Services	---	---	---
Travel	---	---	---
Training	---	---	---
Other Operating Expenses	---	217	---
Capital Expenditures	---	---	---
Non-Profit or Other Programs	---	---	---
Other Expenditures	---	---	---
Total Expenditures	\$---	\$473	---
Estimated Value of All Held Property	\$---	\$---	---
Year-End Balance	\$---	10,720	---

*The first year of reporting forfeiture expenditures is 2022. Entity with no data in 2022 has no expenditures to report.

Aitkin County Sheriff's Office

	2021	2022*	Percent
Expenditures	Expenditures	Expenditures	Change (\$)
Amount Received in the Previous Year	\$---	\$9,350	---
Expenditure Categories			
Crime Prevention	\$---	863	---
Victim Reparations	---	---	---
Exploited Youth Programs	---	---	---
Trafficking Victim Programs	---	---	---
Investigation Costs	---	---	---
Court Costs	---	---	---
Salaries	---	---	---
Professional Services	---	---	---
Travel	---	---	---
Training	---	---	---
Other Operating Expenses	---	142	---
Capital Expenditures	---	---	---
Non-Profit or Other Programs	---	---	---
Other Expenditures	---	---	---
Total Expenditures	\$---	\$1,005	---
Estimated Value of All Held Property	\$---	\$---	---
Year-End Balance	\$---	8,345	---

*The first year of reporting forfeiture expenditures is 2022. Entity with no data in 2022 has no expenditures to report.

Aitkin Police Department

	2021	2022*	Percent
Expenditures	Expenditures	Expenditures	Change (\$)
Amount Received in the Previous Year	\$---	\$10,005	---
Expenditure Categories			
Crime Prevention	\$---	\$---	---
Victim Reparations	---	---	---
Exploited Youth Programs	---	---	---
Trafficking Victim Programs	---	---	---
Investigation Costs	---	---	---
Court Costs	---	---	---
Salaries	---	---	---
Professional Services	---	---	---
Travel	---	---	---
Training	---	---	---
Other Operating Expenses	---	---	---
Capital Expenditures	---	4,324	---
Non-Profit or Other Programs	---	---	---
Other Expenditures	---	---	---
Total Expenditures	\$---	\$4,324	---
Estimated Value of All Held Property	\$---	\$---	---
Year-End Balance	\$---	5,681	---

*The first year of reporting forfeiture expenditures is 2022. Entity with no data in 2022 has no expenditures to report.

Aitkin-Itasca-Mille Lacs Violent Crimes Enforcement Team

	2021	2022*	Percent
Expenditures	Expenditures	Expenditures	Change (\$)
Amount Received in the Previous Year	\$---	\$---	---
Expenditure Categories			
Crime Prevention	\$---	\$---	---
Victim Reparations	---	---	---
Exploited Youth Programs	---	---	---
Trafficking Victim Programs	---	---	---
Investigation Costs	---	---	---
Court Costs	---	---	---
Salaries	---	---	---
Professional Services	---	---	---
Travel	---	---	---
Training	---	---	---
Other Operating Expenses	---	1,111	---
Capital Expenditures	---	---	---
Non-Profit or Other Programs	---	---	---
Other Expenditures	---	---	---
Total Expenditures	\$---	\$1,111	---
Estimated Value of All Held Property	\$---	12,425	---
Year-End Balance	\$---	7,790	---

*The first year of reporting forfeiture expenditures is 2022. Entity with no data in 2022 has no expenditures to report.

Akeley Police Department

	2021	2022*	Percent
Expenditures	Expenditures	Expenditures	Change (\$)
Amount Received in the Previous Year	\$---	\$---	---
Expenditure Categories			
Crime Prevention	\$---	\$---	---
Victim Reparations	---	---	---
Exploited Youth Programs	---	---	---
Trafficking Victim Programs	---	---	---
Investigation Costs	---	---	---
Court Costs	---	---	---
Salaries	---	---	---
Professional Services	---	---	---
Travel	---	---	---
Training	---	---	---
Other Operating Expenses	---	---	---
Capital Expenditures	---	---	---
Non-Profit or Other Programs	---	---	---
Other Expenditures	---	---	---
Total Expenditures	\$---	\$---	---
Estimated Value of All Held Property	\$---	\$---	---
Year-End Balance	\$---	\$---	---

*The first year of reporting forfeiture expenditures is 2022. Entity with no data in 2022 has no expenditures to report.

Albany Police Department

	2021	2022*	Percent
Expenditures	Expenditures	Expenditures	Change (\$)
Amount Received in the Previous Year	\$---	\$---	---
Expenditure Categories			
Crime Prevention	\$---	\$---	---
Victim Reparations	---	---	---
Exploited Youth Programs	---	---	---
Trafficking Victim Programs	---	---	---
Investigation Costs	---	---	---
Court Costs	---	---	---
Salaries	---	---	---
Professional Services	---	---	---
Travel	---	---	---
Training	---	---	---
Other Operating Expenses	---	---	---
Capital Expenditures	---	---	---
Non-Profit or Other Programs	---	---	---
Other Expenditures	---	---	---
Total Expenditures	\$---	\$---	---
Estimated Value of All Held Property	\$---	\$---	---
Year-End Balance	\$---	\$---	---

*The first year of reporting forfeiture expenditures is 2022. Entity with no data in 2022 has no expenditures to report.

Albert Lea Police Department

Expenditures	2021 Expenditures	2022* Expenditures	Percent Change (\$)
Amount Received in the Previous Year	\$---	\$15,007	---
Expenditure Categories			
Crime Prevention	\$---	9,608	---
Victim Reparations	---	---	---
Exploited Youth Programs	---	---	---
Trafficking Victim Programs	---	---	---
Investigation Costs	---	---	---
Court Costs	---	---	---
Salaries	---	---	---
Professional Services	---	---	---
Travel	---	---	---
Training	---	---	---
Other Operating Expenses	---	---	---
Capital Expenditures	---	30,000	---
Non-Profit or Other Programs	---	---	---
Other Expenditures	---	---	---
Total Expenditures	\$---	\$39,608	---
Estimated Value of All Held Property	\$---	19,662	---
Year-End Balance	\$---	53,681	---

*The first year of reporting forfeiture expenditures is 2022. Entity with no data in 2022 has no expenditures to report.

Alcohol and Gambling Enforcement Division

Expenditures	2021 Expenditures	2022* Expenditures	Percent Change (\$)
Amount Received in the Previous Year	\$---	\$52,014	---
Expenditure Categories			
Crime Prevention	\$---	\$---	---
Victim Reparations	---	---	---
Exploited Youth Programs	---	---	---
Trafficking Victim Programs	---	---	---
Investigation Costs	---	---	---
Court Costs	---	---	---
Salaries	---	---	---
Professional Services	---	799	---
Travel	---	1,723	---
Training	---	2,500	---
Other Operating Expenses	---	8,101	---
Capital Expenditures	---	---	---
Non-Profit or Other Programs	---	---	---
Other Expenditures	---	---	---
Total Expenditures	\$---	\$13,123	---
Estimated Value of All Held Property	\$---	\$---	---
Year-End Balance	\$---	\$---	---

*The first year of reporting forfeiture expenditures is 2022. Entity with no data in 2022 has no expenditures to report.

Alexandria Police Department

Expenditures	2021 Expenditures	2022* Expenditures	Percent Change (\$)
Amount Received in the Previous Year	\$---	\$32,238	---
Expenditure Categories			
Crime Prevention	\$---	\$---	---
Victim Reparations	---	---	---
Exploited Youth Programs	---	---	---
Trafficking Victim Programs	---	---	---
Investigation Costs	---	---	---
Court Costs	---	---	---
Salaries	---	40,258	---
Professional Services	---	---	---
Travel	---	---	---
Training	---	---	---
Other Operating Expenses	---	---	---
Capital Expenditures	---	---	---
Non-Profit or Other Programs	---	---	---
Other Expenditures	---	---	---
Total Expenditures	\$---	\$40,258	---
Estimated Value of All Held Property	\$---	73,483	---
Year-End Balance	\$---	47,813	---

*The first year of reporting forfeiture expenditures is 2022. Entity with no data in 2022 has no expenditures to report.

Annandale Police Department

Expenditures	2021 Expenditures	2022* Expenditures	Percent Change (\$)
Amount Received in the Previous Year	\$---	\$1,500	---
Expenditure Categories			
Crime Prevention	\$---	\$---	---
Victim Reparations	---	---	---
Exploited Youth Programs	---	---	---
Trafficking Victim Programs	---	---	---
Investigation Costs	---	---	---
Court Costs	---	---	---
Salaries	---	---	---
Professional Services	---	402	---
Travel	---	---	---
Training	---	---	---
Other Operating Expenses	---	160	---
Capital Expenditures	---	985	---
Non-Profit or Other Programs	---	---	---
Other Expenditures	---	---	---
Total Expenditures	\$---	\$1,547	---
Estimated Value of All Held Property	\$---	\$---	---
Year-End Balance	\$---	\$---	---

*The first year of reporting forfeiture expenditures is 2022. Entity with no data in 2022 has no expenditures to report.

Anoka County Attorney's Office

	2021	2022*	Percent
Expenditures	Expenditures	Expenditures	Change (\$)
Amount Received in the Previous Year	\$---	\$40,183	---
Expenditure Categories			
Crime Prevention	\$---	\$---	---
Victim Reparations	---	---	---
Exploited Youth Programs	---	---	---
Trafficking Victim Programs	---	100,000	---
Investigation Costs	---	---	---
Court Costs	---	---	---
Salaries	---	---	---
Professional Services	---	---	---
Travel	---	1,441	---
Training	---	---	---
Other Operating Expenses	---	---	---
Capital Expenditures	---	---	---
Non-Profit or Other Programs	---	100,000	---
Other Expenditures	---	62,566	---
Total Expenditures	\$---	\$264,007	---
Estimated Value of All Held Property	\$---	\$---	---
Year-End Balance	\$---	87,791	---

*The first year of reporting forfeiture expenditures is 2022. Entity with no data in 2022 has no expenditures to report.

Anoka County Sheriff's Office

	2021	2022*	Percent
Expenditures	Expenditures	Expenditures	Change (\$)
Amount Received in the Previous Year	\$---	\$12,756	---
Expenditure Categories			
Crime Prevention	\$---	\$---	---
Victim Reparations	---	---	---
Exploited Youth Programs	---	---	---
Trafficking Victim Programs	---	---	---
Investigation Costs	---	---	---
Court Costs	---	---	---
Salaries	---	---	---
Professional Services	---	---	---
Travel	---	---	---
Training	---	---	---
Other Operating Expenses	---	---	---
Capital Expenditures	---	---	---
Non-Profit or Other Programs	---	---	---
Other Expenditures	---	---	---
Total Expenditures	\$---	\$---	---
Estimated Value of All Held Property	\$---	6,527	---
Year-End Balance	\$---	67,970	---

*The first year of reporting forfeiture expenditures is 2022. Entity with no data in 2022 has no expenditures to report.

Anoka Police Department

	2021	2022*	Percent
Expenditures	Expenditures	Expenditures	Change (\$)
Amount Received in the Previous Year	\$---	\$5,894	---
Expenditure Categories			
Crime Prevention	\$---	\$---	---
Victim Reparations	---	---	---
Exploited Youth Programs	---	---	---
Trafficking Victim Programs	---	---	---
Investigation Costs	---	---	---
Court Costs	---	---	---
Salaries	---	---	---
Professional Services	---	---	---
Travel	---	---	---
Training	---	---	---
Other Operating Expenses	---	---	---
Capital Expenditures	---	52,418	---
Non-Profit or Other Programs	---	---	---
Other Expenditures	---	---	---
Total Expenditures	\$---	\$52,418	---
Estimated Value of All Held Property	\$---	\$---	---
Year-End Balance	\$---	25,894	---

*The first year of reporting forfeiture expenditures is 2022. Entity with no data in 2022 has no expenditures to report.

Anoka-Hennepin Drug Task Force

	2021	2022*	Percent
Expenditures	Expenditures	Expenditures	Change (\$)
Amount Received in the Previous Year	\$---	\$245,694	---
Expenditure Categories			
Crime Prevention	\$---	\$---	---
Victim Reparations	---	---	---
Exploited Youth Programs	---	---	---
Trafficking Victim Programs	---	---	---
Investigation Costs	---	26,849	---
Court Costs	---	18,029	---
Salaries	---	---	---
Professional Services	---	---	---
Travel	---	---	---
Training	---	2,070	---
Other Operating Expenses	---	---	---
Capital Expenditures	---	233,946	---
Non-Profit or Other Programs	---	---	---
Other Expenditures	---	---	---
Total Expenditures	\$---	\$280,894	---
Estimated Value of All Held Property	\$---	\$---	---
Year-End Balance	\$---	770,591	---

*The first year of reporting forfeiture expenditures is 2022. Entity with no data in 2022 has no expenditures to report.

Apple Valley Police Department

Expenditures	2021 Expenditures	2022* Expenditures	Percent Change (\$)
Amount Received in the Previous Year	\$---	\$---	---
Expenditure Categories			
Crime Prevention	\$---	\$---	---
Victim Reparations	---	---	---
Exploited Youth Programs	---	---	---
Trafficking Victim Programs	---	---	---
Investigation Costs	---	---	---
Court Costs	---	---	---
Salaries	---	---	---
Professional Services	---	---	---
Travel	---	---	---
Training	---	---	---
Other Operating Expenses	---	---	---
Capital Expenditures	---	---	---
Non-Profit or Other Programs	---	---	---
Other Expenditures	---	---	---
Total Expenditures	\$---	\$---	---
Estimated Value of All Held Property	\$---	2,973	---
Year-End Balance	\$---	2,973	---

*The first year of reporting forfeiture expenditures is 2022. Entity with no data in 2022 has no expenditures to report.

Appleton Police Department

Expenditures	2021 Expenditures	2022* Expenditures	Percent Change (\$)
Amount Received in the Previous Year	\$---	\$---	---
Expenditure Categories			
Crime Prevention	\$---	\$---	---
Victim Reparations	---	---	---
Exploited Youth Programs	---	---	---
Trafficking Victim Programs	---	---	---
Investigation Costs	---	---	---
Court Costs	---	---	---
Salaries	---	---	---
Professional Services	---	---	---
Travel	---	---	---
Training	---	---	---
Other Operating Expenses	---	---	---
Capital Expenditures	---	---	---
Non-Profit or Other Programs	---	---	---
Other Expenditures	---	---	---
Total Expenditures	\$---	\$---	---
Estimated Value of All Held Property	\$---	\$---	---
Year-End Balance	\$---	\$---	---

*The first year of reporting forfeiture expenditures is 2022. Entity with no data in 2022 has no expenditures to report.

Arlington Police Department

Expenditures	2021 Expenditures	2022* Expenditures	Percent Change (\$)
Amount Received in the Previous Year	\$---	\$2,690	---
Expenditure Categories			
Crime Prevention	\$---	\$---	---
Victim Reparations	---	---	---
Exploited Youth Programs	---	---	---
Trafficking Victim Programs	---	---	---
Investigation Costs	---	192	---
Court Costs	---	750	---
Salaries	---	---	---
Professional Services	---	---	---
Travel	---	60	---
Training	---	---	---
Other Operating Expenses	---	---	---
Capital Expenditures	---	---	---
Non-Profit or Other Programs	---	---	---
Other Expenditures	---	---	---
Total Expenditures	\$---	\$1,002	---
Estimated Value of All Held Property	\$---	\$---	---
Year-End Balance	\$---	1,688	---

*The first year of reporting forfeiture expenditures is 2022. Entity with no data in 2022 has no expenditures to report.

Atwater Police Department

Expenditures	2021 Expenditures	2022* Expenditures	Percent Change (\$)
Amount Received in the Previous Year	\$---	\$---	---
Expenditure Categories			
Crime Prevention	\$---	\$---	---
Victim Reparations	---	---	---
Exploited Youth Programs	---	---	---
Trafficking Victim Programs	---	---	---
Investigation Costs	---	---	---
Court Costs	---	---	---
Salaries	---	---	---
Professional Services	---	---	---
Travel	---	---	---
Training	---	---	---
Other Operating Expenses	---	---	---
Capital Expenditures	---	---	---
Non-Profit or Other Programs	---	---	---
Other Expenditures	---	---	---
Total Expenditures	\$---	\$---	---
Estimated Value of All Held Property	\$---	\$---	---
Year-End Balance	\$---	1,548	---

*The first year of reporting forfeiture expenditures is 2022. Entity with no data in 2022 has no expenditures to report.

Audubon Police Department

Expenditures	2021 Expenditures	2022* Expenditures	Percent Change (\$)
Amount Received in the Previous Year	\$---	\$---	---
Expenditure Categories			
Crime Prevention	\$---	\$---	---
Victim Reparations	---	---	---
Exploited Youth Programs	---	---	---
Trafficking Victim Programs	---	---	---
Investigation Costs	---	---	---
Court Costs	---	---	---
Salaries	---	---	---
Professional Services	---	---	---
Travel	---	---	---
Training	---	---	---
Other Operating Expenses	---	---	---
Capital Expenditures	---	---	---
Non-Profit or Other Programs	---	---	---
Other Expenditures	---	---	---
Total Expenditures	\$---	\$---	---
Estimated Value of All Held Property	\$---	\$---	---
Year-End Balance	\$---	\$---	---

*The first year of reporting forfeiture expenditures is 2022. Entity with no data in 2022 has no expenditures to report.

Austin Police Department

Expenditures	2021 Expenditures	2022* Expenditures	Percent Change (\$)
Amount Received in the Previous Year	\$---	\$11,131	---
Expenditure Categories			
Crime Prevention	\$---	\$---	---
Victim Reparations	---	---	---
Exploited Youth Programs	---	---	---
Trafficking Victim Programs	---	---	---
Investigation Costs	---	---	---
Court Costs	---	---	---
Salaries	---	---	---
Professional Services	---	---	---
Travel	---	---	---
Training	---	---	---
Other Operating Expenses	---	---	---
Capital Expenditures	---	---	---
Non-Profit or Other Programs	---	---	---
Other Expenditures	---	---	---
Total Expenditures	\$---	\$---	---
Estimated Value of All Held Property	\$---	\$---	---
Year-End Balance	\$---	\$11,131	---

*The first year of reporting forfeiture expenditures is 2022. Entity with no data in 2022 has no expenditures to report.

Avon Police Department

Expenditures	2021 Expenditures	2022* Expenditures	Percent Change (\$)
Amount Received in the Previous Year	\$---	\$6,829	---
Expenditure Categories			
Crime Prevention	\$---	\$---	---
Victim Reparations	---	---	---
Exploited Youth Programs	---	---	---
Trafficking Victim Programs	---	---	---
Investigation Costs	---	---	---
Court Costs	---	---	---
Salaries	---	---	---
Professional Services	---	---	---
Travel	---	---	---
Training	---	270	---
Other Operating Expenses	---	---	---
Capital Expenditures	---	119	---
Non-Profit or Other Programs	---	791	---
Other Expenditures	---	---	---
Total Expenditures	\$---	\$1,180	---
Estimated Value of All Held Property	\$---	\$---	---
Year-End Balance	\$---	\$32,883	---

*The first year of reporting forfeiture expenditures is 2022. Entity with no data in 2022 has no expenditures to report.

Babbitt Police Department

Expenditures	2021 Expenditures	2022* Expenditures	Percent Change (\$)
Amount Received in the Previous Year	\$---	\$---	---
Expenditure Categories			
Crime Prevention	\$---	\$---	---
Victim Reparations	---	---	---
Exploited Youth Programs	---	---	---
Trafficking Victim Programs	---	---	---
Investigation Costs	---	---	---
Court Costs	---	---	---
Salaries	---	---	---
Professional Services	---	---	---
Travel	---	---	---
Training	---	---	---
Other Operating Expenses	---	---	---
Capital Expenditures	---	---	---
Non-Profit or Other Programs	---	---	---
Other Expenditures	---	---	---
Total Expenditures	\$---	\$---	---
Estimated Value of All Held Property	\$---	\$---	---
Year-End Balance	\$---	\$---	---

*The first year of reporting forfeiture expenditures is 2022. Entity with no data in 2022 has no expenditures to report.

Bagley Police Department

	2021	2022*	Percent
Expenditures	Expenditures	Expenditures	Change (\$)
Amount Received in the Previous Year	\$---	\$---	---
Expenditure Categories			
Crime Prevention	\$---	\$---	---
Victim Reparations	---	---	---
Exploited Youth Programs	---	---	---
Trafficking Victim Programs	---	---	---
Investigation Costs	---	---	---
Court Costs	---	---	---
Salaries	---	---	---
Professional Services	---	---	---
Travel	---	---	---
Training	---	---	---
Other Operating Expenses	---	---	---
Capital Expenditures	---	---	---
Non-Profit or Other Programs	---	---	---
Other Expenditures	---	---	---
Total Expenditures	\$---	\$---	---
Estimated Value of All Held Property	\$---	\$---	---
Year-End Balance	\$---	\$---	---

*The first year of reporting forfeiture expenditures is 2022. Entity with no data in 2022 has no expenditures to report.

Barnesville Police Department

	2021	2022*	Percent
Expenditures	Expenditures	Expenditures	Change (\$)
Amount Received in the Previous Year	\$---	\$---	---
Expenditure Categories			
Crime Prevention	\$---	500	---
Victim Reparations	---	---	---
Exploited Youth Programs	---	---	---
Trafficking Victim Programs	---	---	---
Investigation Costs	---	---	---
Court Costs	---	---	---
Salaries	---	---	---
Professional Services	---	---	---
Travel	---	---	---
Training	---	---	---
Other Operating Expenses	---	---	---
Capital Expenditures	---	---	---
Non-Profit or Other Programs	---	---	---
Other Expenditures	---	---	---
Total Expenditures	\$---	\$500	---
Estimated Value of All Held Property	\$---	4,000	---
Year-End Balance	\$---	7,748	---

*The first year of reporting forfeiture expenditures is 2022. Entity with no data in 2022 has no expenditures to report.

Battle Lake Police Department

	2021	2022*	Percent
Expenditures	Expenditures	Expenditures	Change (\$)
Amount Received in the Previous Year	\$---	\$---	---
Expenditure Categories			
Crime Prevention	\$---	\$---	---
Victim Reparations	---	---	---
Exploited Youth Programs	---	---	---
Trafficking Victim Programs	---	---	---
Investigation Costs	---	---	---
Court Costs	---	---	---
Salaries	---	---	---
Professional Services	---	---	---
Travel	---	---	---
Training	---	---	---
Other Operating Expenses	---	---	---
Capital Expenditures	---	---	---
Non-Profit or Other Programs	---	---	---
Other Expenditures	---	---	---
Total Expenditures	\$---	\$---	---
Estimated Value of All Held Property	\$---	\$---	---
Year-End Balance	\$---	\$---	---

*The first year of reporting forfeiture expenditures is 2022. Entity with no data in 2022 has no expenditures to report.

Baxter Police Department

	2021	2022*	Percent
Expenditures	Expenditures	Expenditures	Change (\$)
Amount Received in the Previous Year	\$---	\$1,090	---
Expenditure Categories			
Crime Prevention	\$---	\$---	---
Victim Reparations	---	---	---
Exploited Youth Programs	---	---	---
Trafficking Victim Programs	---	---	---
Investigation Costs	---	---	---
Court Costs	---	---	---
Salaries	---	---	---
Professional Services	---	---	---
Travel	---	---	---
Training	---	---	---
Other Operating Expenses	---	---	---
Capital Expenditures	---	5,200	---
Non-Profit or Other Programs	---	---	---
Other Expenditures	---	---	---
Total Expenditures	\$---	\$5,200	---
Estimated Value of All Held Property	\$---	2,800	---
Year-End Balance	\$---	11,999	---

*The first year of reporting forfeiture expenditures is 2022. Entity with no data in 2022 has no expenditures to report.

Bayport Police Department

Expenditures	2021 Expenditures	2022* Expenditures	Percent Change (\$)
Amount Received in the Previous Year	\$---	\$55,243	---
Expenditure Categories			
Crime Prevention	\$---	\$---	---
Victim Reparations	---	---	---
Exploited Youth Programs	---	---	---
Trafficking Victim Programs	---	---	---
Investigation Costs	---	---	---
Court Costs	---	---	---
Salaries	---	---	---
Professional Services	---	---	---
Travel	---	---	---
Training	---	---	---
Other Operating Expenses	---	---	---
Capital Expenditures	---	---	---
Non-Profit or Other Programs	---	---	---
Other Expenditures	---	---	---
Total Expenditures	\$---	\$---	---
Estimated Value of All Held Property	\$---	55,243	---
Year-End Balance	\$---	55,243	---

*The first year of reporting forfeiture expenditures is 2022. Entity with no data in 2022 has no expenditures to report.

Becker County Attorney's Office

Expenditures	2021 Expenditures	2022* Expenditures	Percent Change (\$)
Amount Received in the Previous Year	\$---	\$13,090	---
Expenditure Categories			
Crime Prevention	\$---	\$---	---
Victim Reparations	---	---	---
Exploited Youth Programs	---	---	---
Trafficking Victim Programs	---	---	---
Investigation Costs	---	---	---
Court Costs	---	---	---
Salaries	---	---	---
Professional Services	---	---	---
Travel	---	3,181	---
Training	---	1,490	---
Other Operating Expenses	---	---	---
Capital Expenditures	---	617	---
Non-Profit or Other Programs	---	3,126	---
Other Expenditures	---	---	---
Total Expenditures	\$---	\$8,414	---
Estimated Value of All Held Property	\$---	\$---	---
Year-End Balance	\$---	35,628	---

*The first year of reporting forfeiture expenditures is 2022. Entity with no data in 2022 has no expenditures to report.

Becker County Sheriff's Office

Expenditures	2021 Expenditures	2022* Expenditures	Percent Change (\$)
Amount Received in the Previous Year	\$---	\$3,236	---
Expenditure Categories			
Crime Prevention	\$---	\$---	---
Victim Reparations	---	---	---
Exploited Youth Programs	---	---	---
Trafficking Victim Programs	---	---	---
Investigation Costs	---	---	---
Court Costs	---	2,548	---
Salaries	---	---	---
Professional Services	---	---	---
Travel	---	---	---
Training	---	---	---
Other Operating Expenses	---	---	---
Capital Expenditures	---	1,626	---
Non-Profit or Other Programs	---	---	---
Other Expenditures	---	---	---
Total Expenditures	\$---	\$4,174	---
Estimated Value of All Held Property	\$---	\$---	---
Year-End Balance	\$---	13,895	---

*The first year of reporting forfeiture expenditures is 2022. Entity with no data in 2022 has no expenditures to report.

Becker Police Department

Expenditures	2021 Expenditures	2022* Expenditures	Percent Change (\$)
Amount Received in the Previous Year	\$---	\$8,986	---
Expenditure Categories			
Crime Prevention	\$---	\$---	---
Victim Reparations	---	---	---
Exploited Youth Programs	---	---	---
Trafficking Victim Programs	---	---	---
Investigation Costs	---	---	---
Court Costs	---	1,251	---
Salaries	---	---	---
Professional Services	---	---	---
Travel	---	---	---
Training	---	---	---
Other Operating Expenses	---	---	---
Capital Expenditures	---	5,243	---
Non-Profit or Other Programs	---	---	---
Other Expenditures	---	1,029	---
Total Expenditures	\$---	\$7,523	---
Estimated Value of All Held Property	\$---	\$---	---
Year-End Balance	\$---	1,160	---

*The first year of reporting forfeiture expenditures is 2022. Entity with no data in 2022 has no expenditures to report.

Belgrade Brooten Police Board

Expenditures	2021 Expenditures	2022* Expenditures	Percent Change (\$)
Amount Received in the Previous Year	\$---	\$14,980	---
Expenditure Categories			
Crime Prevention	\$---	\$---	---
Victim Reparations	---	---	---
Exploited Youth Programs	---	---	---
Trafficking Victim Programs	---	---	---
Investigation Costs	---	---	---
Court Costs	---	---	---
Salaries	---	---	---
Professional Services	---	---	---
Travel	---	333	---
Training	---	375	---
Other Operating Expenses	---	49	---
Capital Expenditures	---	525	---
Non-Profit or Other Programs	---	---	---
Other Expenditures	---	---	---
Total Expenditures	\$---	\$1,282	---
Estimated Value of All Held Property	\$---	1,000	---
Year-End Balance	\$---	16,508	---

*The first year of reporting forfeiture expenditures is 2022. Entity with no data in 2022 has no expenditures to report.

Belle Plaine Police Department

Expenditures	2021 Expenditures	2022* Expenditures	Percent Change (\$)
Amount Received in the Previous Year	\$---	\$13,061	---
Expenditure Categories			
Crime Prevention	\$---	\$---	---
Victim Reparations	---	---	---
Exploited Youth Programs	---	---	---
Trafficking Victim Programs	---	---	---
Investigation Costs	---	---	---
Court Costs	---	4,032	---
Salaries	---	---	---
Professional Services	---	---	---
Travel	---	---	---
Training	---	---	---
Other Operating Expenses	---	---	---
Capital Expenditures	---	7,488	---
Non-Profit or Other Programs	---	---	---
Other Expenditures	---	---	---
Total Expenditures	\$---	\$11,520	---
Estimated Value of All Held Property	\$---	\$---	---
Year-End Balance	\$---	1,541	---

*The first year of reporting forfeiture expenditures is 2022. Entity with no data in 2022 has no expenditures to report.

Beltrami County Attorney's Office

Expenditures	2021 Expenditures	2022* Expenditures	Percent Change (\$)
Amount Received in the Previous Year	\$---	\$18,739	---
Expenditure Categories			
Crime Prevention	\$---	\$---	---
Victim Reparations	---	---	---
Exploited Youth Programs	---	---	---
Trafficking Victim Programs	---	---	---
Investigation Costs	---	---	---
Court Costs	---	---	---
Salaries	---	---	---
Professional Services	---	---	---
Travel	---	---	---
Training	---	---	---
Other Operating Expenses	---	---	---
Capital Expenditures	---	---	---
Non-Profit or Other Programs	---	---	---
Other Expenditures	---	---	---
Total Expenditures	\$---	\$---	---
Estimated Value of All Held Property	\$---	18,739	---
Year-End Balance	\$---	18,739	---

*The first year of reporting forfeiture expenditures is 2022. Entity with no data in 2022 has no expenditures to report.

Beltrami County Sheriff's Office

Expenditures	2021 Expenditures	2022* Expenditures	Percent Change (\$)
Amount Received in the Previous Year	\$---	\$13,984	---
Expenditure Categories			
Crime Prevention	\$---	\$---	---
Victim Reparations	---	---	---
Exploited Youth Programs	---	---	---
Trafficking Victim Programs	---	---	---
Investigation Costs	---	---	---
Court Costs	---	---	---
Salaries	---	---	---
Professional Services	---	---	---
Travel	---	---	---
Training	---	---	---
Other Operating Expenses	---	---	---
Capital Expenditures	---	4,514	---
Non-Profit or Other Programs	---	---	---
Other Expenditures	---	---	---
Total Expenditures	\$---	\$4,514	---
Estimated Value of All Held Property	\$---	\$---	---
Year-End Balance	\$---	5,000	---

*The first year of reporting forfeiture expenditures is 2022. Entity with no data in 2022 has no expenditures to report.

Bemidji Police Department

Expenditures	2021 Expenditures	2022* Expenditures	Percent Change (\$)
Amount Received in the Previous Year	\$---	\$29,963	---
Expenditure Categories			
Crime Prevention	\$---	\$---	---
Victim Reparations	---	---	---
Exploited Youth Programs	---	---	---
Trafficking Victim Programs	---	---	---
Investigation Costs	---	---	---
Court Costs	---	---	---
Salaries	---	---	---
Professional Services	---	---	---
Travel	---	---	---
Training	---	---	---
Other Operating Expenses	---	3,382	---
Capital Expenditures	---	---	---
Non-Profit or Other Programs	---	---	---
Other Expenditures	---	---	---
Total Expenditures	\$---	\$3,382	---
Estimated Value of All Held Property	\$---	171,635	---
Year-End Balance	\$---	228,348	---

*The first year of reporting forfeiture expenditures is 2022. Entity with no data in 2022 has no expenditures to report.

Benson Police Department

Expenditures	2021 Expenditures	2022* Expenditures	Percent Change (\$)
Amount Received in the Previous Year	\$---	\$2,171	---
Expenditure Categories			
Crime Prevention	\$---	\$---	---
Victim Reparations	---	---	---
Exploited Youth Programs	---	---	---
Trafficking Victim Programs	---	---	---
Investigation Costs	---	---	---
Court Costs	---	---	---
Salaries	---	---	---
Professional Services	---	---	---
Travel	---	---	---
Training	---	---	---
Other Operating Expenses	---	---	---
Capital Expenditures	---	---	---
Non-Profit or Other Programs	---	---	---
Other Expenditures	---	2,171	---
Total Expenditures	\$---	\$2,171	---
Estimated Value of All Held Property	\$---	\$---	---
Year-End Balance	\$---	\$---	---

*The first year of reporting forfeiture expenditures is 2022. Entity with no data in 2022 has no expenditures to report.

Benton County Attorney's Office

Expenditures	2021 Expenditures	2022* Expenditures	Percent Change (\$)
Amount Received in the Previous Year	\$---	\$9,237	---
Expenditure Categories			
Crime Prevention	\$---	\$---	---
Victim Reparations	---	---	---
Exploited Youth Programs	---	---	---
Trafficking Victim Programs	---	---	---
Investigation Costs	---	---	---
Court Costs	---	---	---
Salaries	---	---	---
Professional Services	---	---	---
Travel	---	---	---
Training	---	---	---
Other Operating Expenses	---	---	---
Capital Expenditures	---	---	---
Non-Profit or Other Programs	---	---	---
Other Expenditures	---	---	---
Total Expenditures	\$---	\$---	---
Estimated Value of All Held Property	\$---	\$---	---
Year-End Balance	\$---	9,237	---

*The first year of reporting forfeiture expenditures is 2022. Entity with no data in 2022 has no expenditures to report.

Benton County Sheriff's Office

Expenditures	2021 Expenditures	2022* Expenditures	Percent Change (\$)
Amount Received in the Previous Year	\$---	\$11,359	---
Expenditure Categories			
Crime Prevention	\$---	\$---	---
Victim Reparations	---	---	---
Exploited Youth Programs	---	---	---
Trafficking Victim Programs	---	---	---
Investigation Costs	---	---	---
Court Costs	---	---	---
Salaries	---	---	---
Professional Services	---	---	---
Travel	---	---	---
Training	---	---	---
Other Operating Expenses	---	---	---
Capital Expenditures	---	---	---
Non-Profit or Other Programs	---	---	---
Other Expenditures	---	---	---
Total Expenditures	\$---	\$---	---
Estimated Value of All Held Property	\$---	\$---	---
Year-End Balance	\$---	34,387	---

*The first year of reporting forfeiture expenditures is 2022. Entity with no data in 2022 has no expenditures to report.

Big Lake Police Department

Expenditures	2021 Expenditures	2022* Expenditures	Percent Change (\$)
Amount Received in the Previous Year	\$---	\$38,381	---
Expenditure Categories			
Crime Prevention	\$---	\$---	---
Victim Reparations	---	---	---
Exploited Youth Programs	---	---	---
Trafficking Victim Programs	---	---	---
Investigation Costs	---	---	---
Court Costs	---	---	---
Salaries	---	---	---
Professional Services	---	---	---
Travel	---	---	---
Training	---	---	---
Other Operating Expenses	---	---	---
Capital Expenditures	---	7,008	---
Non-Profit or Other Programs	---	500	---
Other Expenditures	---	---	---
Total Expenditures	\$---	\$7,508	---
Estimated Value of All Held Property	\$---	87,730	---
Year-End Balance	\$---	74,628	---

*The first year of reporting forfeiture expenditures is 2022. Entity with no data in 2022 has no expenditures to report.

Big Stone County Attorney's Office

Expenditures	2021 Expenditures	2022* Expenditures	Percent Change (\$)
Amount Received in the Previous Year	\$---	\$2,643	---
Expenditure Categories			
Crime Prevention	\$---	\$---	---
Victim Reparations	---	---	---
Exploited Youth Programs	---	---	---
Trafficking Victim Programs	---	---	---
Investigation Costs	---	---	---
Court Costs	---	---	---
Salaries	---	1,875	---
Professional Services	---	---	---
Travel	---	5,571	---
Training	---	197	---
Other Operating Expenses	---	---	---
Capital Expenditures	---	---	---
Non-Profit or Other Programs	---	---	---
Other Expenditures	---	---	---
Total Expenditures	\$---	\$7,643	---
Estimated Value of All Held Property	\$---	\$---	---
Year-End Balance	\$---	\$---	---

*The first year of reporting forfeiture expenditures is 2022. Entity with no data in 2022 has no expenditures to report.

Big Stone County Sheriff's Office

Expenditures	2021 Expenditures	2022* Expenditures	Percent Change (\$)
Amount Received in the Previous Year	\$---	\$13,016	---
Expenditure Categories			
Crime Prevention	\$---	4,913	---
Victim Reparations	---	---	---
Exploited Youth Programs	---	---	---
Trafficking Victim Programs	---	---	---
Investigation Costs	---	---	---
Court Costs	---	---	---
Salaries	---	---	---
Professional Services	---	1,448	---
Travel	---	444	---
Training	---	3,337	---
Other Operating Expenses	---	---	---
Capital Expenditures	---	1,642	---
Non-Profit or Other Programs	---	---	---
Other Expenditures	---	---	---
Total Expenditures	\$---	\$11,784	---
Estimated Value of All Held Property	\$---	\$---	---
Year-End Balance	\$---	1,232	---

*The first year of reporting forfeiture expenditures is 2022. Entity with no data in 2022 has no expenditures to report.

Blackduck Police Department

Expenditures	2021 Expenditures	2022* Expenditures	Percent Change (\$)
Amount Received in the Previous Year	\$---	\$---	---
Expenditure Categories			
Crime Prevention	\$---	\$---	---
Victim Reparations	---	---	---
Exploited Youth Programs	---	---	---
Trafficking Victim Programs	---	---	---
Investigation Costs	---	---	---
Court Costs	---	---	---
Salaries	---	---	---
Professional Services	---	---	---
Travel	---	---	---
Training	---	---	---
Other Operating Expenses	---	---	---
Capital Expenditures	---	---	---
Non-Profit or Other Programs	---	---	---
Other Expenditures	---	---	---
Total Expenditures	\$---	\$---	---
Estimated Value of All Held Property	\$---	\$---	---
Year-End Balance	\$---	\$---	---

*The first year of reporting forfeiture expenditures is 2022. Entity with no data in 2022 has no expenditures to report.

Blaine Police Department

Expenditures	2021 Expenditures	2022* Expenditures	Percent Change (\$)
Amount Received in the Previous Year	\$---	\$---	---
Expenditure Categories			
Crime Prevention	\$---	\$---	---
Victim Reparations	---	---	---
Exploited Youth Programs	---	---	---
Trafficking Victim Programs	---	---	---
Investigation Costs	---	---	---
Court Costs	---	---	---
Salaries	---	---	---
Professional Services	---	---	---
Travel	---	---	---
Training	---	---	---
Other Operating Expenses	---	189	---
Capital Expenditures	---	4,663	---
Non-Profit or Other Programs	---	---	---
Other Expenditures	---	---	---
Total Expenditures	\$---	\$4,852	---
Estimated Value of All Held Property	\$---	26,206	---
Year-End Balance	\$---	309,525	---

*The first year of reporting forfeiture expenditures is 2022. Entity with no data in 2022 has no expenditures to report.

Blooming Prairie Police Department

Expenditures	2021 Expenditures	2022* Expenditures	Percent Change (\$)
Amount Received in the Previous Year	\$---	\$---	---
Expenditure Categories			
Crime Prevention	\$---	\$---	---
Victim Reparations	---	---	---
Exploited Youth Programs	---	---	---
Trafficking Victim Programs	---	---	---
Investigation Costs	---	---	---
Court Costs	---	---	---
Salaries	---	---	---
Professional Services	---	---	---
Travel	---	---	---
Training	---	---	---
Other Operating Expenses	---	---	---
Capital Expenditures	---	---	---
Non-Profit or Other Programs	---	---	---
Other Expenditures	---	---	---
Total Expenditures	\$---	\$---	---
Estimated Value of All Held Property	\$---	\$---	---
Year-End Balance	\$---	\$---	---

*The first year of reporting forfeiture expenditures is 2022. Entity with no data in 2022 has no expenditures to report.

Bloomington Police Department

Expenditures	2021 Expenditures	2022* Expenditures	Percent Change (\$)
Amount Received in the Previous Year	\$---	\$69,308	---
Expenditure Categories			
Crime Prevention	\$---	\$---	---
Victim Reparations	---	---	---
Exploited Youth Programs	---	---	---
Trafficking Victim Programs	---	---	---
Investigation Costs	---	---	---
Court Costs	---	---	---
Salaries	---	347	---
Professional Services	---	58,561	---
Travel	---	---	---
Training	---	---	---
Other Operating Expenses	---	315,275	---
Capital Expenditures	---	64,233	---
Non-Profit or Other Programs	---	---	---
Other Expenditures	---	---	---
Total Expenditures	\$---	\$438,416	---
Estimated Value of All Held Property	\$---	\$---	---
Year-End Balance	\$---	649,936	---

*The first year of reporting forfeiture expenditures is 2022. Entity with no data in 2022 has no expenditures to report.

Blue Earth County Attorney's Office

Expenditures	2021 Expenditures	2022* Expenditures	Percent Change (\$)
Amount Received in the Previous Year	\$---	\$38,006	---
Expenditure Categories			
Crime Prevention	\$---	\$---	---
Victim Reparations	---	---	---
Exploited Youth Programs	---	---	---
Trafficking Victim Programs	---	---	---
Investigation Costs	---	---	---
Court Costs	---	---	---
Salaries	---	---	---
Professional Services	---	---	---
Travel	---	1,085	---
Training	---	2,023	---
Other Operating Expenses	---	---	---
Capital Expenditures	---	---	---
Non-Profit or Other Programs	---	---	---
Other Expenditures	---	---	---
Total Expenditures	\$---	\$3,108	---
Estimated Value of All Held Property	\$---	\$---	---
Year-End Balance	\$---	220,250	---

*The first year of reporting forfeiture expenditures is 2022. Entity with no data in 2022 has no expenditures to report.

Blue Earth County Sheriff's Office

Expenditures	2021 Expenditures	2022* Expenditures	Percent Change (\$)
Amount Received in the Previous Year	\$---	\$56,349	---
Expenditure Categories			
Crime Prevention	\$---	\$---	---
Victim Reparations	---	---	---
Exploited Youth Programs	---	---	---
Trafficking Victim Programs	---	---	---
Investigation Costs	---	---	---
Court Costs	---	---	---
Salaries	---	---	---
Professional Services	---	---	---
Travel	---	---	---
Training	---	---	---
Other Operating Expenses	---	---	---
Capital Expenditures	---	56,349	---
Non-Profit or Other Programs	---	---	---
Other Expenditures	---	---	---
Total Expenditures	\$---	\$56,349	---
Estimated Value of All Held Property	\$---	\$---	---
Year-End Balance	\$---	42,117	---

*The first year of reporting forfeiture expenditures is 2022. Entity with no data in 2022 has no expenditures to report.

Blue Earth Police Department

Expenditures	2021 Expenditures	2022* Expenditures	Percent Change (\$)
Amount Received in the Previous Year	\$---	\$3,231	---
Expenditure Categories			
Crime Prevention	\$---	\$---	---
Victim Reparations	---	---	---
Exploited Youth Programs	---	---	---
Trafficking Victim Programs	---	---	---
Investigation Costs	---	---	---
Court Costs	---	---	---
Salaries	---	---	---
Professional Services	---	---	---
Travel	---	---	---
Training	---	---	---
Other Operating Expenses	---	---	---
Capital Expenditures	---	---	---
Non-Profit or Other Programs	---	---	---
Other Expenditures	---	---	---
Total Expenditures	\$---	\$---	---
Estimated Value of All Held Property	\$---	3,231	---
Year-End Balance	\$---	3,231	---

*The first year of reporting forfeiture expenditures is 2022. Entity with no data in 2022 has no expenditures to report.

Boundary Waters Drug Task Force

Expenditures	2021 Expenditures	2022* Expenditures	Percent Change (\$)
Amount Received in the Previous Year	\$---	\$222	---
Expenditure Categories			
Crime Prevention	\$---	\$---	---
Victim Reparations	---	---	---
Exploited Youth Programs	---	---	---
Trafficking Victim Programs	---	---	---
Investigation Costs	---	---	---
Court Costs	---	---	---
Salaries	---	---	---
Professional Services	---	---	---
Travel	---	---	---
Training	---	---	---
Other Operating Expenses	---	---	---
Capital Expenditures	---	---	---
Non-Profit or Other Programs	---	---	---
Other Expenditures	---	---	---
Total Expenditures	\$---	\$---	---
Estimated Value of All Held Property	\$---	\$---	---
Year-End Balance	\$---	222	---

*The first year of reporting forfeiture expenditures is 2022. Entity with no data in 2022 has no expenditures to report.

Bovey Police Department

Expenditures	2021 Expenditures	2022* Expenditures	Percent Change (\$)
Amount Received in the Previous Year	\$---	\$---	---
Expenditure Categories			
Crime Prevention	\$---	\$---	---
Victim Reparations	---	---	---
Exploited Youth Programs	---	---	---
Trafficking Victim Programs	---	---	---
Investigation Costs	---	---	---
Court Costs	---	---	---
Salaries	---	---	---
Professional Services	---	---	---
Travel	---	---	---
Training	---	---	---
Other Operating Expenses	---	---	---
Capital Expenditures	---	---	---
Non-Profit or Other Programs	---	---	---
Other Expenditures	---	---	---
Total Expenditures	\$---	\$---	---
Estimated Value of All Held Property	\$---	\$---	---
Year-End Balance	\$---	\$---	---

*The first year of reporting forfeiture expenditures is 2022. Entity with no data in 2022 has no expenditures to report.

Braham Police Department

	2021	2022*	Percent
Expenditures	Expenditures	Expenditures	Change (\$)
Amount Received in the Previous Year	\$---	\$---	---
Expenditure Categories			
Crime Prevention	\$---	\$---	---
Victim Reparations	---	---	---
Exploited Youth Programs	---	---	---
Trafficking Victim Programs	---	---	---
Investigation Costs	---	---	---
Court Costs	---	---	---
Salaries	---	---	---
Professional Services	---	---	---
Travel	---	---	---
Training	---	---	---
Other Operating Expenses	---	---	---
Capital Expenditures	---	---	---
Non-Profit or Other Programs	---	---	---
Other Expenditures	---	---	---
Total Expenditures	\$---	\$---	---
Estimated Value of All Held Property	\$---	\$---	---
Year-End Balance	\$---	\$---	---

*The first year of reporting forfeiture expenditures is 2022. Entity with no data in 2022 has no expenditures to report.

Brainerd Police Department

	2021	2022*	Percent
Expenditures	Expenditures	Expenditures	Change (\$)
Amount Received in the Previous Year	\$---	\$1,657	---
Expenditure Categories			
Crime Prevention	\$---	\$---	---
Victim Reparations	---	---	---
Exploited Youth Programs	---	---	---
Trafficking Victim Programs	---	---	---
Investigation Costs	---	---	---
Court Costs	---	---	---
Salaries	---	---	---
Professional Services	---	---	---
Travel	---	---	---
Training	---	---	---
Other Operating Expenses	---	---	---
Capital Expenditures	---	---	---
Non-Profit or Other Programs	---	---	---
Other Expenditures	---	---	---
Total Expenditures	\$---	\$---	---
Estimated Value of All Held Property	\$---	14,817	---
Year-End Balance	\$---	58,148	---

*The first year of reporting forfeiture expenditures is 2022. Entity with no data in 2022 has no expenditures to report.

Breckenridge Police Department

	2021	2022*	Percent
Expenditures	Expenditures	Expenditures	Change (\$)
Amount Received in the Previous Year	\$---	\$---	---
Expenditure Categories			
Crime Prevention	\$---	\$---	---
Victim Reparations	---	---	---
Exploited Youth Programs	---	---	---
Trafficking Victim Programs	---	---	---
Investigation Costs	---	---	---
Court Costs	---	---	---
Salaries	---	---	---
Professional Services	---	---	---
Travel	---	---	---
Training	---	---	---
Other Operating Expenses	---	---	---
Capital Expenditures	---	---	---
Non-Profit or Other Programs	---	---	---
Other Expenditures	---	---	---
Total Expenditures	\$---	\$---	---
Estimated Value of All Held Property	\$---	5,188	---
Year-End Balance	\$---	11,371	---

*The first year of reporting forfeiture expenditures is 2022. Entity with no data in 2022 has no expenditures to report.

Breezy Point Police Department

	2021	2022*	Percent
Expenditures	Expenditures	Expenditures	Change (\$)
Amount Received in the Previous Year	\$---	\$---	---
Expenditure Categories			
Crime Prevention	\$---	\$---	---
Victim Reparations	---	---	---
Exploited Youth Programs	---	---	---
Trafficking Victim Programs	---	---	---
Investigation Costs	---	---	---
Court Costs	---	---	---
Salaries	---	---	---
Professional Services	---	---	---
Travel	---	---	---
Training	---	---	---
Other Operating Expenses	---	---	---
Capital Expenditures	---	---	---
Non-Profit or Other Programs	---	---	---
Other Expenditures	---	---	---
Total Expenditures	\$---	\$---	---
Estimated Value of All Held Property	\$---	\$---	---
Year-End Balance	\$---	\$---	---

*The first year of reporting forfeiture expenditures is 2022. Entity with no data in 2022 has no expenditures to report.

Breitung Police Department

Expenditures	2021 Expenditures	2022* Expenditures	Percent Change (\$)
Amount Received in the Previous Year	\$---	\$---	---
Expenditure Categories			
Crime Prevention	\$---	\$---	---
Victim Reparations	---	---	---
Exploited Youth Programs	---	---	---
Trafficking Victim Programs	---	---	---
Investigation Costs	---	---	---
Court Costs	---	---	---
Salaries	---	---	---
Professional Services	---	---	---
Travel	---	---	---
Training	---	---	---
Other Operating Expenses	---	---	---
Capital Expenditures	---	---	---
Non-Profit or Other Programs	---	---	---
Other Expenditures	---	---	---
Total Expenditures	\$---	\$---	---
Estimated Value of All Held Property	\$---	\$---	---
Year-End Balance	\$---	\$---	---

*The first year of reporting forfeiture expenditures is 2022. Entity with no data in 2022 has no expenditures to report.

Brooklyn Center Police Department

Expenditures	2021 Expenditures	2022* Expenditures	Percent Change (\$)
Amount Received in the Previous Year	\$---	\$3,746	---
Expenditure Categories			
Crime Prevention	\$---	\$---	---
Victim Reparations	---	---	---
Exploited Youth Programs	---	---	---
Trafficking Victim Programs	---	---	---
Investigation Costs	---	---	---
Court Costs	---	---	---
Salaries	---	---	---
Professional Services	---	---	---
Travel	---	---	---
Training	---	---	---
Other Operating Expenses	---	---	---
Capital Expenditures	---	---	---
Non-Profit or Other Programs	---	---	---
Other Expenditures	---	---	---
Total Expenditures	\$---	\$---	---
Estimated Value of All Held Property	\$---	16,131	---
Year-End Balance	\$---	87,489	---

*The first year of reporting forfeiture expenditures is 2022. Entity with no data in 2022 has no expenditures to report.

Brooklyn Park Police Department

Expenditures	2021 Expenditures	2022* Expenditures	Percent Change (\$)
Amount Received in the Previous Year	\$---	\$20,500	---
Expenditure Categories			
Crime Prevention	\$---	\$---	---
Victim Reparations	---	---	---
Exploited Youth Programs	---	---	---
Trafficking Victim Programs	---	---	---
Investigation Costs	---	---	---
Court Costs	---	---	---
Salaries	---	---	---
Professional Services	---	520	---
Travel	---	---	---
Training	---	---	---
Other Operating Expenses	---	25	---
Capital Expenditures	---	34,954	---
Non-Profit or Other Programs	---	---	---
Other Expenditures	---	1,600	---
Total Expenditures	\$---	\$37,099	---
Estimated Value of All Held Property	\$---	2,150	---
Year-End Balance	\$---	\$---	---

*The first year of reporting forfeiture expenditures is 2022. Entity with no data in 2022 has no expenditures to report.

Brown County Attorney's Office

Expenditures	2021 Expenditures	2022* Expenditures	Percent Change (\$)
Amount Received in the Previous Year	\$---	\$20,134	---
Expenditure Categories			
Crime Prevention	\$---	\$---	---
Victim Reparations	---	---	---
Exploited Youth Programs	---	---	---
Trafficking Victim Programs	---	---	---
Investigation Costs	---	---	---
Court Costs	---	---	---
Salaries	---	---	---
Professional Services	---	1,222	---
Travel	---	---	---
Training	---	---	---
Other Operating Expenses	---	---	---
Capital Expenditures	---	2,810	---
Non-Profit or Other Programs	---	---	---
Other Expenditures	---	---	---
Total Expenditures	\$---	\$4,032	---
Estimated Value of All Held Property	\$---	\$---	---
Year-End Balance	\$---	24,042	---

*The first year of reporting forfeiture expenditures is 2022. Entity with no data in 2022 has no expenditures to report.

Brown County Sheriff's Office

Expenditures	2021 Expenditures	2022* Expenditures	Percent Change (\$)
Amount Received in the Previous Year	\$---	\$1,367	---
Expenditure Categories			
Crime Prevention	\$---	\$---	---
Victim Reparations	---	---	---
Exploited Youth Programs	---	---	---
Trafficking Victim Programs	---	---	---
Investigation Costs	---	---	---
Court Costs	---	---	---
Salaries	---	---	---
Professional Services	---	---	---
Travel	---	---	---
Training	---	---	---
Other Operating Expenses	---	---	---
Capital Expenditures	---	---	---
Non-Profit or Other Programs	---	---	---
Other Expenditures	---	---	---
Total Expenditures	\$---	\$---	---
Estimated Value of All Held Property	\$---	\$---	---
Year-End Balance	\$---	15,238	---

*The first year of reporting forfeiture expenditures is 2022. Entity with no data in 2022 has no expenditures to report.

Brown-Lyon-Redwood-Renville Drug Task Force

Expenditures	2021 Expenditures	2022* Expenditures	Percent Change (\$)
Amount Received in the Previous Year	\$---	\$143,808	---
Expenditure Categories			
Crime Prevention	\$---	\$---	---
Victim Reparations	---	---	---
Exploited Youth Programs	---	---	---
Trafficking Victim Programs	---	---	---
Investigation Costs	---	---	---
Court Costs	---	12,643	---
Salaries	---	---	---
Professional Services	---	---	---
Travel	---	---	---
Training	---	---	---
Other Operating Expenses	---	---	---
Capital Expenditures	---	32,670	---
Non-Profit or Other Programs	---	---	---
Other Expenditures	---	---	---
Total Expenditures	\$---	\$45,313	---
Estimated Value of All Held Property	\$---	43,600	---
Year-End Balance	\$---	142,095	---

*The first year of reporting forfeiture expenditures is 2022. Entity with no data in 2022 has no expenditures to report.

Browsdale Police Department

Expenditures	2021 Expenditures	2022* Expenditures	Percent Change (\$)
Amount Received in the Previous Year	\$---	\$---	---
Expenditure Categories			
Crime Prevention	\$---	\$---	---
Victim Reparations	---	---	---
Exploited Youth Programs	---	---	---
Trafficking Victim Programs	---	---	---
Investigation Costs	---	---	---
Court Costs	---	---	---
Salaries	---	---	---
Professional Services	---	---	---
Travel	---	---	---
Training	---	---	---
Other Operating Expenses	---	---	---
Capital Expenditures	---	---	---
Non-Profit or Other Programs	---	---	---
Other Expenditures	---	---	---
Total Expenditures	\$---	\$---	---
Estimated Value of All Held Property	\$---	\$---	---
Year-End Balance	\$---	\$---	---

*The first year of reporting forfeiture expenditures is 2022. Entity with no data in 2022 has no expenditures to report.

Brownton Police Department

Expenditures	2021 Expenditures	2022* Expenditures	Percent Change (\$)
Amount Received in the Previous Year	\$---	\$---	---
Expenditure Categories			
Crime Prevention	\$---	\$---	---
Victim Reparations	---	---	---
Exploited Youth Programs	---	---	---
Trafficking Victim Programs	---	---	---
Investigation Costs	---	---	---
Court Costs	---	---	---
Salaries	---	---	---
Professional Services	---	---	---
Travel	---	---	---
Training	---	---	---
Other Operating Expenses	---	---	---
Capital Expenditures	---	---	---
Non-Profit or Other Programs	---	---	---
Other Expenditures	---	---	---
Total Expenditures	\$---	\$---	---
Estimated Value of All Held Property	\$---	\$---	---
Year-End Balance	\$---	\$---	---

*The first year of reporting forfeiture expenditures is 2022. Entity with no data in 2022 has no expenditures to report.

Buffalo Lake Police Department

Expenditures	2021 Expenditures	2022* Expenditures	Percent Change (\$)
Amount Received in the Previous Year	\$---	\$---	---
Expenditure Categories			
Crime Prevention	\$---	\$---	---
Victim Reparations	---	---	---
Exploited Youth Programs	---	---	---
Trafficking Victim Programs	---	---	---
Investigation Costs	---	---	---
Court Costs	---	---	---
Salaries	---	---	---
Professional Services	---	---	---
Travel	---	---	---
Training	---	---	---
Other Operating Expenses	---	---	---
Capital Expenditures	---	---	---
Non-Profit or Other Programs	---	---	---
Other Expenditures	---	---	---
Total Expenditures	\$---	\$---	---
Estimated Value of All Held Property	\$---	3,500	---
Year-End Balance	\$---	4,749	---

*The first year of reporting forfeiture expenditures is 2022. Entity with no data in 2022 has no expenditures to report.

Buffalo Police Department

Expenditures	2021 Expenditures	2022* Expenditures	Percent Change (\$)
Amount Received in the Previous Year	\$---	\$16,674	---
Expenditure Categories			
Crime Prevention	\$---	48	---
Victim Reparations	---	---	---
Exploited Youth Programs	---	---	---
Trafficking Victim Programs	---	---	---
Investigation Costs	---	---	---
Court Costs	---	4,482	---
Salaries	---	---	---
Professional Services	---	---	---
Travel	---	---	---
Training	---	274	---
Other Operating Expenses	---	25	---
Capital Expenditures	---	11,595	---
Non-Profit or Other Programs	---	250	---
Other Expenditures	---	---	---
Total Expenditures	\$---	\$16,674	---
Estimated Value of All Held Property	\$---	430	---
Year-End Balance	\$---	3,040	---

*The first year of reporting forfeiture expenditures is 2022. Entity with no data in 2022 has no expenditures to report.

Buffalo Ridge Drug Task Force

Expenditures	2021 Expenditures	2022* Expenditures	Percent Change (\$)
Amount Received in the Previous Year	\$---	\$3,509	---
Expenditure Categories			
Crime Prevention	\$---	\$---	---
Victim Reparations	---	---	---
Exploited Youth Programs	---	---	---
Trafficking Victim Programs	---	---	---
Investigation Costs	---	---	---
Court Costs	---	---	---
Salaries	---	---	---
Professional Services	---	---	---
Travel	---	---	---
Training	---	---	---
Other Operating Expenses	---	---	---
Capital Expenditures	---	---	---
Non-Profit or Other Programs	---	---	---
Other Expenditures	---	---	---
Total Expenditures	\$---	\$---	---
Estimated Value of All Held Property	\$---	12,700	---
Year-End Balance	\$---	2,456	---

*The first year of reporting forfeiture expenditures is 2022. Entity with no data in 2022 has no expenditures to report.

Bureau of Criminal Apprehension

Expenditures	2021 Expenditures	2022* Expenditures	Percent Change (\$)
Amount Received in the Previous Year	\$---	\$335,872	---
Expenditure Categories			
Crime Prevention	\$---	\$---	---
Victim Reparations	---	---	---
Exploited Youth Programs	---	---	---
Trafficking Victim Programs	---	---	---
Investigation Costs	---	---	---
Court Costs	---	---	---
Salaries	---	11,739	---
Professional Services	---	---	---
Travel	---	---	---
Training	---	---	---
Other Operating Expenses	---	2,027	---
Capital Expenditures	---	---	---
Non-Profit or Other Programs	---	---	---
Other Expenditures	---	39,245	---
Total Expenditures	\$---	\$53,011	---
Estimated Value of All Held Property	\$---	\$---	---
Year-End Balance	\$---	956,519	---

*The first year of reporting forfeiture expenditures is 2022. Entity with no data in 2022 has no expenditures to report.

Burnsville Police Department

	2021	2022*	Percent
Expenditures	Expenditures	Expenditures	Change (\$)
Amount Received in the Previous Year	\$---	\$1,500	---
Expenditure Categories			
Crime Prevention	\$---	\$---	---
Victim Reparations	---	---	---
Exploited Youth Programs	---	---	---
Trafficking Victim Programs	---	---	---
Investigation Costs	---	---	---
Court Costs	---	---	---
Salaries	---	---	---
Professional Services	---	---	---
Travel	---	---	---
Training	---	---	---
Other Operating Expenses	---	1,060	---
Capital Expenditures	---	---	---
Non-Profit or Other Programs	---	---	---
Other Expenditures	---	1,625	---
Total Expenditures	\$---	\$2,685	---
Estimated Value of All Held Property	\$---	11,300	---
Year-End Balance	\$---	34,436	---

*The first year of reporting forfeiture expenditures is 2022. Entity with no data in 2022 has no expenditures to report.

Caledonia Police Department

	2021	2022*	Percent
Expenditures	Expenditures	Expenditures	Change (\$)
Amount Received in the Previous Year	\$---	\$---	---
Expenditure Categories			
Crime Prevention	\$---	\$---	---
Victim Reparations	---	---	---
Exploited Youth Programs	---	---	---
Trafficking Victim Programs	---	---	---
Investigation Costs	---	---	---
Court Costs	---	---	---
Salaries	---	---	---
Professional Services	---	---	---
Travel	---	---	---
Training	---	---	---
Other Operating Expenses	---	---	---
Capital Expenditures	---	---	---
Non-Profit or Other Programs	---	---	---
Other Expenditures	---	---	---
Total Expenditures	\$---	\$---	---
Estimated Value of All Held Property	\$---	6,500	---
Year-End Balance	\$---	5,201	---

*The first year of reporting forfeiture expenditures is 2022. Entity with no data in 2022 has no expenditures to report.

Callaway/Ogema Police Department

	2021	2022*	Percent
Expenditures	Expenditures	Expenditures	Change (\$)
Amount Received in the Previous Year	\$---	\$---	---
Expenditure Categories			
Crime Prevention	\$---	\$---	---
Victim Reparations	---	---	---
Exploited Youth Programs	---	---	---
Trafficking Victim Programs	---	---	---
Investigation Costs	---	---	---
Court Costs	---	---	---
Salaries	---	---	---
Professional Services	---	---	---
Travel	---	---	---
Training	---	---	---
Other Operating Expenses	---	---	---
Capital Expenditures	---	---	---
Non-Profit or Other Programs	---	---	---
Other Expenditures	---	---	---
Total Expenditures	\$---	\$---	---
Estimated Value of All Held Property	\$---	\$---	---
Year-End Balance	\$---	\$---	---

*The first year of reporting forfeiture expenditures is 2022. Entity with no data in 2022 has no expenditures to report.

Cambridge Police Department

	2021	2022*	Percent
Expenditures	Expenditures	Expenditures	Change (\$)
Amount Received in the Previous Year	\$---	\$---	---
Expenditure Categories			
Crime Prevention	\$---	\$---	---
Victim Reparations	---	---	---
Exploited Youth Programs	---	---	---
Trafficking Victim Programs	---	---	---
Investigation Costs	---	---	---
Court Costs	---	---	---
Salaries	---	---	---
Professional Services	---	---	---
Travel	---	---	---
Training	---	---	---
Other Operating Expenses	---	---	---
Capital Expenditures	---	---	---
Non-Profit or Other Programs	---	---	---
Other Expenditures	---	---	---
Total Expenditures	\$---	\$---	---
Estimated Value of All Held Property	\$---	\$---	---
Year-End Balance	\$---	\$---	---

*The first year of reporting forfeiture expenditures is 2022. Entity with no data in 2022 has no expenditures to report.

Canby Police Department

Expenditures	2021 Expenditures	2022* Expenditures	Percent Change (\$)
Amount Received in the Previous Year	\$---	\$---	---
Expenditure Categories			
Crime Prevention	\$---	\$---	---
Victim Reparations	---	---	---
Exploited Youth Programs	---	---	---
Trafficking Victim Programs	---	---	---
Investigation Costs	---	---	---
Court Costs	---	---	---
Salaries	---	---	---
Professional Services	---	---	---
Travel	---	---	---
Training	---	---	---
Other Operating Expenses	---	---	---
Capital Expenditures	---	---	---
Non-Profit or Other Programs	---	---	---
Other Expenditures	---	---	---
Total Expenditures	\$---	\$---	---
Estimated Value of All Held Property	\$---	\$---	---
Year-End Balance	\$---	\$---	---

*The first year of reporting forfeiture expenditures is 2022. Entity with no data in 2022 has no expenditures to report.

Cannon Falls Police Department

Expenditures	2021 Expenditures	2022* Expenditures	Percent Change (\$)
Amount Received in the Previous Year	\$---	\$4,757	---
Expenditure Categories			
Crime Prevention	\$---	1,042	---
Victim Reparations	---	---	---
Exploited Youth Programs	---	---	---
Trafficking Victim Programs	---	---	---
Investigation Costs	---	---	---
Court Costs	---	2,256	---
Salaries	---	---	---
Professional Services	---	---	---
Travel	---	---	---
Training	---	---	---
Other Operating Expenses	---	---	---
Capital Expenditures	---	---	---
Non-Profit or Other Programs	---	---	---
Other Expenditures	---	1,459	---
Total Expenditures	\$---	\$4,757	---
Estimated Value of All Held Property	\$---	\$---	---
Year-End Balance	\$---	\$---	---

*The first year of reporting forfeiture expenditures is 2022. Entity with no data in 2022 has no expenditures to report.

Cannon River Drug and Violent Offender Task Force

Expenditures	2021 Expenditures	2022* Expenditures	Percent Change (\$)
Amount Received in the Previous Year	\$---	\$110,275	---
Expenditure Categories			
Crime Prevention	\$---	\$---	---
Victim Reparations	---	---	---
Exploited Youth Programs	---	---	---
Trafficking Victim Programs	---	---	---
Investigation Costs	---	4,000	---
Court Costs	---	---	---
Salaries	---	46,151	---
Professional Services	---	---	---
Travel	---	---	---
Training	---	4,275	---
Other Operating Expenses	---	1,234	---
Capital Expenditures	---	41,161	---
Non-Profit or Other Programs	---	---	---
Other Expenditures	---	13,454	---
Total Expenditures	\$---	\$110,275	---
Estimated Value of All Held Property	\$---	140,513	---
Year-End Balance	\$---	72,404	---

*The first year of reporting forfeiture expenditures is 2022. Entity with no data in 2022 has no expenditures to report.

Carlton County Attorney's Office

Expenditures	2021 Expenditures	2022* Expenditures	Percent Change (\$)
Amount Received in the Previous Year	\$---	\$1,953	---
Expenditure Categories			
Crime Prevention	\$---	\$---	---
Victim Reparations	---	---	---
Exploited Youth Programs	---	---	---
Trafficking Victim Programs	---	---	---
Investigation Costs	---	2,440	---
Court Costs	---	---	---
Salaries	---	---	---
Professional Services	---	---	---
Travel	---	---	---
Training	---	1,341	---
Other Operating Expenses	---	67	---
Capital Expenditures	---	---	---
Non-Profit or Other Programs	---	5,000	---
Other Expenditures	---	---	---
Total Expenditures	\$---	\$8,848	---
Estimated Value of All Held Property	\$---	\$---	---
Year-End Balance	\$---	20,587	---

*The first year of reporting forfeiture expenditures is 2022. Entity with no data in 2022 has no expenditures to report.

Carlton County Sheriff's Office

Expenditures	2021 Expenditures	2022* Expenditures	Percent Change (\$)
Amount Received in the Previous Year	\$---	\$---	---
Expenditure Categories			
Crime Prevention	\$---	\$---	---
Victim Reparations	---	---	---
Exploited Youth Programs	---	---	---
Trafficking Victim Programs	---	---	---
Investigation Costs	---	487	---
Court Costs	---	---	---
Salaries	---	---	---
Professional Services	---	---	---
Travel	---	---	---
Training	---	---	---
Other Operating Expenses	---	1,212	---
Capital Expenditures	---	2,552	---
Non-Profit or Other Programs	---	---	---
Other Expenditures	---	---	---
Total Expenditures	\$---	\$4,251	---
Estimated Value of All Held Property	\$---	\$---	---
Year-End Balance	\$---	21,957	---

*The first year of reporting forfeiture expenditures is 2022. Entity with no data in 2022 has no expenditures to report.

Carver County Attorney's Office

Expenditures	2021 Expenditures	2022* Expenditures	Percent Change (\$)
Amount Received in the Previous Year	\$---	\$65,893	---
Expenditure Categories			
Crime Prevention	\$---	300	---
Victim Reparations	---	---	---
Exploited Youth Programs	---	---	---
Trafficking Victim Programs	---	---	---
Investigation Costs	---	---	---
Court Costs	---	---	---
Salaries	---	---	---
Professional Services	---	---	---
Travel	---	---	---
Training	---	5,418	---
Other Operating Expenses	---	---	---
Capital Expenditures	---	---	---
Non-Profit or Other Programs	---	---	---
Other Expenditures	---	---	---
Total Expenditures	\$---	\$5,718	---
Estimated Value of All Held Property	\$---	\$---	---
Year-End Balance	\$---	149,886	---

*The first year of reporting forfeiture expenditures is 2022. Entity with no data in 2022 has no expenditures to report.

Carver County Sheriff's Office

Expenditures	2021 Expenditures	2022* Expenditures	Percent Change (\$)
Amount Received in the Previous Year	\$---	\$12,746	---
Expenditure Categories			
Crime Prevention	\$---	\$---	---
Victim Reparations	---	---	---
Exploited Youth Programs	---	---	---
Trafficking Victim Programs	---	---	---
Investigation Costs	---	---	---
Court Costs	---	---	---
Salaries	---	---	---
Professional Services	---	---	---
Travel	---	674	---
Training	---	18,424	---
Other Operating Expenses	---	1,974	---
Capital Expenditures	---	---	---
Non-Profit or Other Programs	---	---	---
Other Expenditures	---	---	---
Total Expenditures	\$---	\$21,072	---
Estimated Value of All Held Property	\$---	\$---	---
Year-End Balance	\$---	47,556	---

*The first year of reporting forfeiture expenditures is 2022. Entity with no data in 2022 has no expenditures to report.

Cass County Attorney's Office

Expenditures	2021 Expenditures	2022* Expenditures	Percent Change (\$)
Amount Received in the Previous Year	\$---	\$8,020	---
Expenditure Categories			
Crime Prevention	\$---	2,000	---
Victim Reparations	---	---	---
Exploited Youth Programs	---	---	---
Trafficking Victim Programs	---	---	---
Investigation Costs	---	---	---
Court Costs	---	---	---
Salaries	---	---	---
Professional Services	---	---	---
Travel	---	---	---
Training	---	---	---
Other Operating Expenses	---	---	---
Capital Expenditures	---	3,623	---
Non-Profit or Other Programs	---	---	---
Other Expenditures	---	---	---
Total Expenditures	\$---	\$5,623	---
Estimated Value of All Held Property	\$---	\$---	---
Year-End Balance	\$---	54,988	---

*The first year of reporting forfeiture expenditures is 2022. Entity with no data in 2022 has no expenditures to report.

Cass County Sheriff's Office

Expenditures	2021 Expenditures	2022* Expenditures	Percent Change (\$)
Amount Received in the Previous Year	\$---	\$1,698	---
Expenditure Categories			
Crime Prevention	\$---	\$---	---
Victim Reparations	---	---	---
Exploited Youth Programs	---	---	---
Trafficking Victim Programs	---	---	---
Investigation Costs	---	---	---
Court Costs	---	---	---
Salaries	---	---	---
Professional Services	---	---	---
Travel	---	---	---
Training	---	---	---
Other Operating Expenses	---	---	---
Capital Expenditures	---	---	---
Non-Profit or Other Programs	---	---	---
Other Expenditures	---	---	---
Total Expenditures	\$---	\$---	---
Estimated Value of All Held Property	\$---	\$---	---
Year-End Balance	\$---	\$---	---

*The first year of reporting forfeiture expenditures is 2022. Entity with no data in 2022 has no expenditures to report.

CEE-VI Drug Task Force

Expenditures	2021 Expenditures	2022* Expenditures	Percent Change (\$)
Amount Received in the Previous Year	\$---	\$126,254	---
Expenditure Categories			
Crime Prevention	\$---	\$---	---
Victim Reparations	---	---	---
Exploited Youth Programs	---	---	---
Trafficking Victim Programs	---	---	---
Investigation Costs	---	---	---
Court Costs	---	---	---
Salaries	---	6,285	---
Professional Services	---	---	---
Travel	---	---	---
Training	---	---	---
Other Operating Expenses	---	1,144	---
Capital Expenditures	---	7,034	---
Non-Profit or Other Programs	---	---	---
Other Expenditures	---	1,771	---
Total Expenditures	\$---	\$16,234	---
Estimated Value of All Held Property	\$---	229,732	---
Year-End Balance	\$---	123,928	---

*The first year of reporting forfeiture expenditures is 2022. Entity with no data in 2022 has no expenditures to report.

Centennial Lakes Police Department

Expenditures	2021 Expenditures	2022* Expenditures	Percent Change (\$)
Amount Received in the Previous Year	\$---	\$---	---
Expenditure Categories			
Crime Prevention	\$---	\$---	---
Victim Reparations	---	---	---
Exploited Youth Programs	---	---	---
Trafficking Victim Programs	---	---	---
Investigation Costs	---	---	---
Court Costs	---	---	---
Salaries	---	---	---
Professional Services	---	---	---
Travel	---	---	---
Training	---	---	---
Other Operating Expenses	---	110	---
Capital Expenditures	---	---	---
Non-Profit or Other Programs	---	---	---
Other Expenditures	---	---	---
Total Expenditures	\$---	\$110	---
Estimated Value of All Held Property	\$---	\$---	---
Year-End Balance	\$---	\$---	---

*The first year of reporting forfeiture expenditures is 2022. Entity with no data in 2022 has no expenditures to report.

Central Minnesota Violent Offenders Task Force

Expenditures	2021 Expenditures	2022* Expenditures	Percent Change (\$)
Amount Received in the Previous Year	\$---	\$216,764	---
Expenditure Categories			
Crime Prevention	\$---	\$---	---
Victim Reparations	---	---	---
Exploited Youth Programs	---	---	---
Trafficking Victim Programs	---	---	---
Investigation Costs	---	---	---
Court Costs	---	---	---
Salaries	---	---	---
Professional Services	---	5,924	---
Travel	---	---	---
Training	---	---	---
Other Operating Expenses	---	13,378	---
Capital Expenditures	---	---	---
Non-Profit or Other Programs	---	---	---
Other Expenditures	---	---	---
Total Expenditures	\$---	\$19,302	---
Estimated Value of All Held Property	\$---	168,535	---
Year-End Balance	\$---	160,631	---

*The first year of reporting forfeiture expenditures is 2022. Entity with no data in 2022 has no expenditures to report.

Champlin Police Department

Expenditures	2021 Expenditures	2022* Expenditures	Percent Change (\$)
Amount Received in the Previous Year	\$---	\$---	---
Expenditure Categories			
Crime Prevention	\$---	\$---	---
Victim Reparations	---	---	---
Exploited Youth Programs	---	---	---
Trafficking Victim Programs	---	---	---
Investigation Costs	---	---	---
Court Costs	---	---	---
Salaries	---	---	---
Professional Services	---	---	---
Travel	---	---	---
Training	---	---	---
Other Operating Expenses	---	---	---
Capital Expenditures	---	---	---
Non-Profit or Other Programs	---	---	---
Other Expenditures	---	---	---
Total Expenditures	\$---	\$---	---
Estimated Value of All Held Property	\$---	8,302	---
Year-End Balance	\$---	8,302	---

*The first year of reporting forfeiture expenditures is 2022. Entity with no data in 2022 has no expenditures to report.

Chaska Police Department

Expenditures	2021 Expenditures	2022* Expenditures	Percent Change (\$)
Amount Received in the Previous Year	\$---	\$8,350	---
Expenditure Categories			
Crime Prevention	\$---	\$---	---
Victim Reparations	---	---	---
Exploited Youth Programs	---	---	---
Trafficking Victim Programs	---	---	---
Investigation Costs	---	---	---
Court Costs	---	---	---
Salaries	---	---	---
Professional Services	---	---	---
Travel	---	---	---
Training	---	---	---
Other Operating Expenses	---	---	---
Capital Expenditures	---	4,752	---
Non-Profit or Other Programs	---	---	---
Other Expenditures	---	252	---
Total Expenditures	\$---	\$5,004	---
Estimated Value of All Held Property	\$---	19,400	---
Year-End Balance	\$---	69,371	---

*The first year of reporting forfeiture expenditures is 2022. Entity with no data in 2022 has no expenditures to report.

Chatfield Police Department

Expenditures	2021 Expenditures	2022* Expenditures	Percent Change (\$)
Amount Received in the Previous Year	\$---	\$---	---
Expenditure Categories			
Crime Prevention	\$---	\$---	---
Victim Reparations	---	---	---
Exploited Youth Programs	---	---	---
Trafficking Victim Programs	---	---	---
Investigation Costs	---	---	---
Court Costs	---	---	---
Salaries	---	---	---
Professional Services	---	---	---
Travel	---	---	---
Training	---	---	---
Other Operating Expenses	---	---	---
Capital Expenditures	---	---	---
Non-Profit or Other Programs	---	---	---
Other Expenditures	---	---	---
Total Expenditures	\$---	\$---	---
Estimated Value of All Held Property	\$---	\$---	---
Year-End Balance	\$---	\$---	---

*The first year of reporting forfeiture expenditures is 2022. Entity with no data in 2022 has no expenditures to report.

Chippewa County Attorney's Office

Expenditures	2021 Expenditures	2022* Expenditures	Percent Change (\$)
Amount Received in the Previous Year	\$---	\$700	---
Expenditure Categories			
Crime Prevention	\$---	\$---	---
Victim Reparations	---	---	---
Exploited Youth Programs	---	---	---
Trafficking Victim Programs	---	---	---
Investigation Costs	---	---	---
Court Costs	---	267	---
Salaries	---	1,761	---
Professional Services	---	---	---
Travel	---	266	---
Training	---	---	---
Other Operating Expenses	---	1,449	---
Capital Expenditures	---	164	---
Non-Profit or Other Programs	---	---	---
Other Expenditures	---	---	---
Total Expenditures	\$---	\$3,907	---
Estimated Value of All Held Property	\$---	700	---
Year-End Balance	\$---	11,258	---

*The first year of reporting forfeiture expenditures is 2022. Entity with no data in 2022 has no expenditures to report.

Chippewa County Sheriff's Office

Expenditures	2021 Expenditures	2022* Expenditures	Percent Change (\$)
Amount Received in the Previous Year	\$---	\$5,960	---
Expenditure Categories			
Crime Prevention	\$---	\$---	---
Victim Reparations	---	---	---
Exploited Youth Programs	---	---	---
Trafficking Victim Programs	---	---	---
Investigation Costs	---	---	---
Court Costs	---	1,702	---
Salaries	---	80	---
Professional Services	---	---	---
Travel	---	---	---
Training	---	---	---
Other Operating Expenses	---	---	---
Capital Expenditures	---	3,224	---
Non-Profit or Other Programs	---	---	---
Other Expenditures	---	---	---
Total Expenditures	\$---	\$5,006	---
Estimated Value of All Held Property	\$---	\$---	---
Year-End Balance	\$---	55,870	---

*The first year of reporting forfeiture expenditures is 2022. Entity with no data in 2022 has no expenditures to report.

Chisago County Attorney's Office

Expenditures	2021 Expenditures	2022* Expenditures	Percent Change (\$)
Amount Received in the Previous Year	\$---	\$24,012	---
Expenditure Categories			
Crime Prevention	\$---	\$---	---
Victim Reparations	---	---	---
Exploited Youth Programs	---	---	---
Trafficking Victim Programs	---	---	---
Investigation Costs	---	---	---
Court Costs	---	---	---
Salaries	---	---	---
Professional Services	---	295	---
Travel	---	---	---
Training	---	---	---
Other Operating Expenses	---	215	---
Capital Expenditures	---	---	---
Non-Profit or Other Programs	---	---	---
Other Expenditures	---	---	---
Total Expenditures	\$---	\$510	---
Estimated Value of All Held Property	\$---	\$---	---
Year-End Balance	\$---	29,417	---

*The first year of reporting forfeiture expenditures is 2022. Entity with no data in 2022 has no expenditures to report.

Chisago County Sheriff's Office

Expenditures	2021 Expenditures	2022* Expenditures	Percent Change (\$)
Amount Received in the Previous Year	\$---	\$---	---
Expenditure Categories			
Crime Prevention	\$---	\$---	---
Victim Reparations	---	---	---
Exploited Youth Programs	---	---	---
Trafficking Victim Programs	---	---	---
Investigation Costs	---	---	---
Court Costs	---	---	---
Salaries	---	---	---
Professional Services	---	---	---
Travel	---	---	---
Training	---	---	---
Other Operating Expenses	---	---	---
Capital Expenditures	---	---	---
Non-Profit or Other Programs	---	---	---
Other Expenditures	---	---	---
Total Expenditures	\$---	\$---	---
Estimated Value of All Held Property	\$---	\$---	---
Year-End Balance	\$---	35,320	---

*The first year of reporting forfeiture expenditures is 2022. Entity with no data in 2022 has no expenditures to report.

Chisholm Police Department

Expenditures	2021 Expenditures	2022* Expenditures	Percent Change (\$)
Amount Received in the Previous Year	\$---	\$---	---
Expenditure Categories			
Crime Prevention	\$---	\$---	---
Victim Reparations	---	---	---
Exploited Youth Programs	---	---	---
Trafficking Victim Programs	---	---	---
Investigation Costs	---	---	---
Court Costs	---	---	---
Salaries	---	---	---
Professional Services	---	---	---
Travel	---	---	---
Training	---	---	---
Other Operating Expenses	---	---	---
Capital Expenditures	---	---	---
Non-Profit or Other Programs	---	---	---
Other Expenditures	---	---	---
Total Expenditures	\$---	\$---	---
Estimated Value of All Held Property	\$---	\$---	---
Year-End Balance	\$---	\$---	---

*The first year of reporting forfeiture expenditures is 2022. Entity with no data in 2022 has no expenditures to report.

City of Appleton Attorney's Office

	2021	2022*	Percent
Expenditures	Expenditures	Expenditures	Change (\$)
Amount Received in the Previous Year	\$---	\$---	---
Expenditure Categories			
Crime Prevention	\$---	\$---	---
Victim Reparations	---	---	---
Exploited Youth Programs	---	---	---
Trafficking Victim Programs	---	---	---
Investigation Costs	---	---	---
Court Costs	---	---	---
Salaries	---	---	---
Professional Services	---	---	---
Travel	---	---	---
Training	---	---	---
Other Operating Expenses	---	---	---
Capital Expenditures	---	---	---
Non-Profit or Other Programs	---	---	---
Other Expenditures	---	---	---
Total Expenditures	\$---	\$---	---
Estimated Value of All Held Property	\$---	\$---	---
Year-End Balance	\$---	\$---	---

*The first year of reporting forfeiture expenditures is 2022. Entity with no data in 2022 has no expenditures to report.

City of Benson Attorney's Office

	2021	2022*	Percent
Expenditures	Expenditures	Expenditures	Change (\$)
Amount Received in the Previous Year	\$---	\$---	---
Expenditure Categories			
Crime Prevention	\$---	\$---	---
Victim Reparations	---	---	---
Exploited Youth Programs	---	---	---
Trafficking Victim Programs	---	---	---
Investigation Costs	---	---	---
Court Costs	---	---	---
Salaries	---	---	---
Professional Services	---	---	---
Travel	---	---	---
Training	---	---	---
Other Operating Expenses	---	---	---
Capital Expenditures	---	---	---
Non-Profit or Other Programs	---	---	---
Other Expenditures	---	---	---
Total Expenditures	\$---	\$---	---
Estimated Value of All Held Property	\$---	\$---	---
Year-End Balance	\$---	\$---	---

*The first year of reporting forfeiture expenditures is 2022. Entity with no data in 2022 has no expenditures to report.

City of Breckenridge Attorney's Office

	2021	2022*	Percent
Expenditures	Expenditures	Expenditures	Change (\$)
Amount Received in the Previous Year	\$---	\$---	---
Expenditure Categories			
Crime Prevention	\$---	\$---	---
Victim Reparations	---	---	---
Exploited Youth Programs	---	---	---
Trafficking Victim Programs	---	---	---
Investigation Costs	---	---	---
Court Costs	---	---	---
Salaries	---	---	---
Professional Services	---	---	---
Travel	---	---	---
Training	---	---	---
Other Operating Expenses	---	---	---
Capital Expenditures	---	---	---
Non-Profit or Other Programs	---	---	---
Other Expenditures	---	---	---
Total Expenditures	\$---	\$---	---
Estimated Value of All Held Property	\$---	\$---	---
Year-End Balance	\$---	\$---	---

*The first year of reporting forfeiture expenditures is 2022. Entity with no data in 2022 has no expenditures to report.

City of Cloquet Attorney's Office (Carlton County)

	2021	2022*	Percent
Expenditures	Expenditures	Expenditures	Change (\$)
Amount Received in the Previous Year	\$---	\$---	---
Expenditure Categories			
Crime Prevention	\$---	\$---	---
Victim Reparations	---	---	---
Exploited Youth Programs	---	---	---
Trafficking Victim Programs	---	---	---
Investigation Costs	---	---	---
Court Costs	---	---	---
Salaries	---	---	---
Professional Services	---	---	---
Travel	---	---	---
Training	---	---	---
Other Operating Expenses	---	---	---
Capital Expenditures	---	---	---
Non-Profit or Other Programs	---	---	---
Other Expenditures	---	---	---
Total Expenditures	\$---	\$---	---
Estimated Value of All Held Property	\$---	\$---	---
Year-End Balance	\$---	\$---	---

*The first year of reporting forfeiture expenditures is 2022. Entity with no data in 2022 has no expenditures to report.

City of Elk River Attorney's Office (Sherburne County)

Expenditures	2021 Expenditures	2022* Expenditures	Percent Change (\$)
Amount Received in the Previous Year	\$---	\$3,072	---
Expenditure Categories			
Crime Prevention	\$---	\$---	---
Victim Reparations	---	---	---
Exploited Youth Programs	---	---	---
Trafficking Victim Programs	---	---	---
Investigation Costs	---	---	---
Court Costs	---	3,072	---
Salaries	---	---	---
Professional Services	---	---	---
Travel	---	---	---
Training	---	---	---
Other Operating Expenses	---	---	---
Capital Expenditures	---	---	---
Non-Profit or Other Programs	---	---	---
Other Expenditures	---	---	---
Total Expenditures	\$---	\$3,072	---
Estimated Value of All Held Property	\$---	\$---	---
Year-End Balance	\$---	\$---	---

*The first year of reporting forfeiture expenditures is 2022. Entity with no data in 2022 has no expenditures to report.

City of Fulda Attorney's Office

Expenditures	2021 Expenditures	2022* Expenditures	Percent Change (\$)
Amount Received in the Previous Year	\$---	\$---	---
Expenditure Categories			
Crime Prevention	\$---	\$---	---
Victim Reparations	---	---	---
Exploited Youth Programs	---	---	---
Trafficking Victim Programs	---	---	---
Investigation Costs	---	---	---
Court Costs	---	---	---
Salaries	---	---	---
Professional Services	---	---	---
Travel	---	---	---
Training	---	---	---
Other Operating Expenses	---	---	---
Capital Expenditures	---	---	---
Non-Profit or Other Programs	---	---	---
Other Expenditures	---	---	---
Total Expenditures	\$---	\$---	---
Estimated Value of All Held Property	\$---	\$---	---
Year-End Balance	\$---	\$---	---

*The first year of reporting forfeiture expenditures is 2022. Entity with no data in 2022 has no expenditures to report.

City of Isle Attorney's Office

Expenditures	2021 Expenditures	2022* Expenditures	Percent Change (\$)
Amount Received in the Previous Year	\$---	\$---	---
Expenditure Categories			
Crime Prevention	\$---	\$---	---
Victim Reparations	---	---	---
Exploited Youth Programs	---	---	---
Trafficking Victim Programs	---	---	---
Investigation Costs	---	---	---
Court Costs	---	---	---
Salaries	---	---	---
Professional Services	---	---	---
Travel	---	---	---
Training	---	---	---
Other Operating Expenses	---	---	---
Capital Expenditures	---	---	---
Non-Profit or Other Programs	---	---	---
Other Expenditures	---	---	---
Total Expenditures	\$---	\$---	---
Estimated Value of All Held Property	\$---	\$---	---
Year-End Balance	\$---	\$---	---

*The first year of reporting forfeiture expenditures is 2022. Entity with no data in 2022 has no expenditures to report.

City of Milaca Attorney's Office

Expenditures	2021 Expenditures	2022* Expenditures	Percent Change (\$)
Amount Received in the Previous Year	\$---	\$---	---
Expenditure Categories			
Crime Prevention	\$---	\$---	---
Victim Reparations	---	---	---
Exploited Youth Programs	---	---	---
Trafficking Victim Programs	---	---	---
Investigation Costs	---	---	---
Court Costs	---	---	---
Salaries	---	---	---
Professional Services	---	---	---
Travel	---	---	---
Training	---	---	---
Other Operating Expenses	---	---	---
Capital Expenditures	---	---	---
Non-Profit or Other Programs	---	---	---
Other Expenditures	---	---	---
Total Expenditures	\$---	\$---	---
Estimated Value of All Held Property	\$---	\$---	---
Year-End Balance	\$---	\$---	---

*The first year of reporting forfeiture expenditures is 2022. Entity with no data in 2022 has no expenditures to report.

City of North Mankato Attorney's Office

Expenditures	2021 Expenditures	2022* Expenditures	Percent Change (\$)
Amount Received in the Previous Year	\$---	\$---	---
Expenditure Categories			
Crime Prevention	\$---	\$---	---
Victim Reparations	---	---	---
Exploited Youth Programs	---	---	---
Trafficking Victim Programs	---	---	---
Investigation Costs	---	---	---
Court Costs	---	---	---
Salaries	---	---	---
Professional Services	---	---	---
Travel	---	---	---
Training	---	---	---
Other Operating Expenses	---	---	---
Capital Expenditures	---	---	---
Non-Profit or Other Programs	---	---	---
Other Expenditures	---	---	---
Total Expenditures	\$---	\$---	---
Estimated Value of All Held Property	\$---	\$---	---
Year-End Balance	\$---	\$---	---

*The first year of reporting forfeiture expenditures is 2022. Entity with no data in 2022 has no expenditures to report.

City of Onamia Attorney's Office

Expenditures	2021 Expenditures	2022* Expenditures	Percent Change (\$)
Amount Received in the Previous Year	\$---	\$---	---
Expenditure Categories			
Crime Prevention	\$---	\$---	---
Victim Reparations	---	---	---
Exploited Youth Programs	---	---	---
Trafficking Victim Programs	---	---	---
Investigation Costs	---	---	---
Court Costs	---	---	---
Salaries	---	---	---
Professional Services	---	---	---
Travel	---	---	---
Training	---	---	---
Other Operating Expenses	---	---	---
Capital Expenditures	---	---	---
Non-Profit or Other Programs	---	---	---
Other Expenditures	---	---	---
Total Expenditures	\$---	\$---	---
Estimated Value of All Held Property	\$---	\$---	---
Year-End Balance	\$---	\$---	---

*The first year of reporting forfeiture expenditures is 2022. Entity with no data in 2022 has no expenditures to report.

City of Princeton Attorney's Office (Mille Lacs County)

Expenditures	2021 Expenditures	2022* Expenditures	Percent Change (\$)
Amount Received in the Previous Year	\$---	\$618	---
Expenditure Categories			
Crime Prevention	\$---	\$---	---
Victim Reparations	---	---	---
Exploited Youth Programs	---	---	---
Trafficking Victim Programs	---	---	---
Investigation Costs	---	---	---
Court Costs	---	---	---
Salaries	---	---	---
Professional Services	---	---	---
Travel	---	---	---
Training	---	---	---
Other Operating Expenses	---	618	---
Capital Expenditures	---	---	---
Non-Profit or Other Programs	---	---	---
Other Expenditures	---	---	---
Total Expenditures	\$---	\$618	---
Estimated Value of All Held Property	\$---	\$---	---
Year-End Balance	\$---	\$---	---

*The first year of reporting forfeiture expenditures is 2022. Entity with no data in 2022 has no expenditures to report.

City of Saint Peter Attorney's Office

Expenditures	2021 Expenditures	2022* Expenditures	Percent Change (\$)
Amount Received in the Previous Year	\$---	\$1,861	---
Expenditure Categories			
Crime Prevention	\$---	\$---	---
Victim Reparations	---	---	---
Exploited Youth Programs	---	---	---
Trafficking Victim Programs	---	---	---
Investigation Costs	---	---	---
Court Costs	---	---	---
Salaries	---	1,861	---
Professional Services	---	---	---
Travel	---	---	---
Training	---	---	---
Other Operating Expenses	---	---	---
Capital Expenditures	---	---	---
Non-Profit or Other Programs	---	---	---
Other Expenditures	---	---	---
Total Expenditures	\$---	\$1,861	---
Estimated Value of All Held Property	\$---	\$---	---
Year-End Balance	\$---	\$---	---

*The first year of reporting forfeiture expenditures is 2022. Entity with no data in 2022 has no expenditures to report.

City of Slayton Attorney's Office

	2021	2022*	Percent
Expenditures	Expenditures	Expenditures	Change (\$)
Amount Received in the Previous Year	\$---	\$---	---
Expenditure Categories			
Crime Prevention	\$---	\$---	---
Victim Reparations	---	---	---
Exploited Youth Programs	---	---	---
Trafficking Victim Programs	---	---	---
Investigation Costs	---	---	---
Court Costs	---	---	---
Salaries	---	---	---
Professional Services	---	---	---
Travel	---	---	---
Training	---	---	---
Other Operating Expenses	---	---	---
Capital Expenditures	---	---	---
Non-Profit or Other Programs	---	---	---
Other Expenditures	---	---	---
Total Expenditures	\$---	\$---	---
Estimated Value of All Held Property	\$---	9,000	---
Year-End Balance	\$---	\$---	---

*The first year of reporting forfeiture expenditures is 2022. Entity with no data in 2022 has no expenditures to report.

Clay County Attorney's Office

	2021	2022*	Percent
Expenditures	Expenditures	Expenditures	Change (\$)
Amount Received in the Previous Year	\$---	\$16,175	---
Expenditure Categories			
Crime Prevention	\$---	\$---	---
Victim Reparations	---	---	---
Exploited Youth Programs	---	1,029	---
Trafficking Victim Programs	---	---	---
Investigation Costs	---	---	---
Court Costs	---	---	---
Salaries	---	---	---
Professional Services	---	---	---
Travel	---	1,719	---
Training	---	4,984	---
Other Operating Expenses	---	1,215	---
Capital Expenditures	---	49,635	---
Non-Profit or Other Programs	---	---	---
Other Expenditures	---	---	---
Total Expenditures	\$---	\$58,582	---
Estimated Value of All Held Property	\$---	\$---	---
Year-End Balance	\$---	254,041	---

*The first year of reporting forfeiture expenditures is 2022. Entity with no data in 2022 has no expenditures to report.

Clay County Sheriff's Office

	2021	2022*	Percent
Expenditures	Expenditures	Expenditures	Change (\$)
Amount Received in the Previous Year	\$---	\$109,068	---
Expenditure Categories			
Crime Prevention	\$---	2,000	---
Victim Reparations	---	---	---
Exploited Youth Programs	---	---	---
Trafficking Victim Programs	---	---	---
Investigation Costs	---	---	---
Court Costs	---	---	---
Salaries	---	---	---
Professional Services	---	4,205	---
Travel	---	---	---
Training	---	---	---
Other Operating Expenses	---	---	---
Capital Expenditures	---	46,441	---
Non-Profit or Other Programs	---	---	---
Other Expenditures	---	---	---
Total Expenditures	\$---	\$52,646	---
Estimated Value of All Held Property	\$---	25,000	---
Year-End Balance	\$---	159,055	---

*The first year of reporting forfeiture expenditures is 2022. Entity with no data in 2022 has no expenditures to report.

Clearbrook Police Department

	2021	2022*	Percent
Expenditures	Expenditures	Expenditures	Change (\$)
Amount Received in the Previous Year	\$---	\$---	---
Expenditure Categories			
Crime Prevention	\$---	\$---	---
Victim Reparations	---	---	---
Exploited Youth Programs	---	---	---
Trafficking Victim Programs	---	---	---
Investigation Costs	---	---	---
Court Costs	---	---	---
Salaries	---	---	---
Professional Services	---	---	---
Travel	---	---	---
Training	---	---	---
Other Operating Expenses	---	---	---
Capital Expenditures	---	---	---
Non-Profit or Other Programs	---	---	---
Other Expenditures	---	---	---
Total Expenditures	\$---	\$---	---
Estimated Value of All Held Property	\$---	\$---	---
Year-End Balance	\$---	\$---	---

*The first year of reporting forfeiture expenditures is 2022. Entity with no data in 2022 has no expenditures to report.

Clearwater County Attorney's Office

Expenditures	2021 Expenditures	2022* Expenditures	Percent Change (\$)
Amount Received in the Previous Year	\$---	\$776	---
Expenditure Categories			
Crime Prevention	\$---	\$---	---
Victim Reparations	---	---	---
Exploited Youth Programs	---	---	---
Trafficking Victim Programs	---	---	---
Investigation Costs	---	---	---
Court Costs	---	---	---
Salaries	---	---	---
Professional Services	---	---	---
Travel	---	---	---
Training	---	---	---
Other Operating Expenses	---	---	---
Capital Expenditures	---	---	---
Non-Profit or Other Programs	---	---	---
Other Expenditures	---	---	---
Total Expenditures	\$---	\$---	---
Estimated Value of All Held Property	\$---	766	---
Year-End Balance	\$---	17,725	---

*The first year of reporting forfeiture expenditures is 2022. Entity with no data in 2022 has no expenditures to report.

Clearwater County Sheriff's Office

Expenditures	2021 Expenditures	2022* Expenditures	Percent Change (\$)
Amount Received in the Previous Year	\$---	\$2,134	---
Expenditure Categories			
Crime Prevention	\$---	\$---	---
Victim Reparations	---	---	---
Exploited Youth Programs	---	---	---
Trafficking Victim Programs	---	---	---
Investigation Costs	---	---	---
Court Costs	---	---	---
Salaries	---	---	---
Professional Services	---	---	---
Travel	---	---	---
Training	---	---	---
Other Operating Expenses	---	---	---
Capital Expenditures	---	4,800	---
Non-Profit or Other Programs	---	---	---
Other Expenditures	---	---	---
Total Expenditures	\$---	\$4,800	---
Estimated Value of All Held Property	\$---	\$---	---
Year-End Balance	\$---	\$---	---

*The first year of reporting forfeiture expenditures is 2022. Entity with no data in 2022 has no expenditures to report.

Cleveland Police Department

Expenditures	2021 Expenditures	2022* Expenditures	Percent Change (\$)
Amount Received in the Previous Year	\$---	\$---	---
Expenditure Categories			
Crime Prevention	\$---	\$---	---
Victim Reparations	---	---	---
Exploited Youth Programs	---	---	---
Trafficking Victim Programs	---	---	---
Investigation Costs	---	---	---
Court Costs	---	---	---
Salaries	---	---	---
Professional Services	---	---	---
Travel	---	---	---
Training	---	---	---
Other Operating Expenses	---	---	---
Capital Expenditures	---	---	---
Non-Profit or Other Programs	---	---	---
Other Expenditures	---	---	---
Total Expenditures	\$---	\$---	---
Estimated Value of All Held Property	\$---	\$---	---
Year-End Balance	\$---	\$---	---

*The first year of reporting forfeiture expenditures is 2022. Entity with no data in 2022 has no expenditures to report.

Climax Police Department

Expenditures	2021 Expenditures	2022* Expenditures	Percent Change (\$)
Amount Received in the Previous Year	\$---	\$---	---
Expenditure Categories			
Crime Prevention	\$---	\$---	---
Victim Reparations	---	---	---
Exploited Youth Programs	---	---	---
Trafficking Victim Programs	---	---	---
Investigation Costs	---	---	---
Court Costs	---	---	---
Salaries	---	---	---
Professional Services	---	---	---
Travel	---	---	---
Training	---	---	---
Other Operating Expenses	---	---	---
Capital Expenditures	---	---	---
Non-Profit or Other Programs	---	---	---
Other Expenditures	---	---	---
Total Expenditures	\$---	\$---	---
Estimated Value of All Held Property	\$---	\$---	---
Year-End Balance	\$---	\$---	---

*The first year of reporting forfeiture expenditures is 2022. Entity with no data in 2022 has no expenditures to report.

Cloquet Police Department

Expenditures	2021 Expenditures	2022* Expenditures	Percent Change (\$)
Amount Received in the Previous Year	\$---	\$996	---
Expenditure Categories			
Crime Prevention	\$---	\$---	---
Victim Reparations	---	---	---
Exploited Youth Programs	---	---	---
Trafficking Victim Programs	---	---	---
Investigation Costs	---	996	---
Court Costs	---	---	---
Salaries	---	---	---
Professional Services	---	---	---
Travel	---	---	---
Training	---	---	---
Other Operating Expenses	---	---	---
Capital Expenditures	---	---	---
Non-Profit or Other Programs	---	---	---
Other Expenditures	---	---	---
Total Expenditures	\$---	\$996	---
Estimated Value of All Held Property	\$---	57,000	---
Year-End Balance	\$---	9,589	---

*The first year of reporting forfeiture expenditures is 2022. Entity with no data in 2022 has no expenditures to report.

Cold Spring Police Department

Expenditures	2021 Expenditures	2022* Expenditures	Percent Change (\$)
Amount Received in the Previous Year	\$---	\$3,697	---
Expenditure Categories			
Crime Prevention	\$---	1,403	---
Victim Reparations	---	---	---
Exploited Youth Programs	---	---	---
Trafficking Victim Programs	---	---	---
Investigation Costs	---	---	---
Court Costs	---	---	---
Salaries	---	---	---
Professional Services	---	50	---
Travel	---	---	---
Training	---	---	---
Other Operating Expenses	---	---	---
Capital Expenditures	---	1,228	---
Non-Profit or Other Programs	---	---	---
Other Expenditures	---	1,248	---
Total Expenditures	\$---	\$3,929	---
Estimated Value of All Held Property	\$---	900	---
Year-End Balance	\$---	58,817	---

*The first year of reporting forfeiture expenditures is 2022. Entity with no data in 2022 has no expenditures to report.

Coleraine Police Department

Expenditures	2021 Expenditures	2022* Expenditures	Percent Change (\$)
Amount Received in the Previous Year	\$---	\$---	---
Expenditure Categories			
Crime Prevention	\$---	\$---	---
Victim Reparations	---	---	---
Exploited Youth Programs	---	---	---
Trafficking Victim Programs	---	---	---
Investigation Costs	---	---	---
Court Costs	---	---	---
Salaries	---	---	---
Professional Services	---	---	---
Travel	---	---	---
Training	---	---	---
Other Operating Expenses	---	---	---
Capital Expenditures	---	---	---
Non-Profit or Other Programs	---	---	---
Other Expenditures	---	---	---
Total Expenditures	\$---	\$---	---
Estimated Value of All Held Property	\$---	\$---	---
Year-End Balance	\$---	4,583	---

*The first year of reporting forfeiture expenditures is 2022. Entity with no data in 2022 has no expenditures to report.

Columbia Heights Police Department

Expenditures	2021 Expenditures	2022* Expenditures	Percent Change (\$)
Amount Received in the Previous Year	\$---	\$---	---
Expenditure Categories			
Crime Prevention	\$---	\$---	---
Victim Reparations	---	---	---
Exploited Youth Programs	---	---	---
Trafficking Victim Programs	---	---	---
Investigation Costs	---	---	---
Court Costs	---	---	---
Salaries	---	---	---
Professional Services	---	---	---
Travel	---	---	---
Training	---	---	---
Other Operating Expenses	---	---	---
Capital Expenditures	---	---	---
Non-Profit or Other Programs	---	---	---
Other Expenditures	---	---	---
Total Expenditures	\$---	\$---	---
Estimated Value of All Held Property	\$---	600	---
Year-End Balance	\$---	20,825	---

*The first year of reporting forfeiture expenditures is 2022. Entity with no data in 2022 has no expenditures to report.

Comfrey Police Department

	2021	2022*	Percent
Expenditures	Expenditures	Expenditures	Change (\$)
Amount Received in the Previous Year	\$---	\$---	---
Expenditure Categories			
Crime Prevention	\$---	\$---	---
Victim Reparations	---	---	---
Exploited Youth Programs	---	---	---
Trafficking Victim Programs	---	---	---
Investigation Costs	---	---	---
Court Costs	---	---	---
Salaries	---	---	---
Professional Services	---	---	---
Travel	---	---	---
Training	---	---	---
Other Operating Expenses	---	---	---
Capital Expenditures	---	---	---
Non-Profit or Other Programs	---	---	---
Other Expenditures	---	---	---
Total Expenditures	\$---	\$---	---
Estimated Value of All Held Property	\$---	\$---	---
Year-End Balance	\$---	\$---	---

*The first year of reporting forfeiture expenditures is 2022. Entity with no data in 2022 has no expenditures to report.

Cook County Attorney's Office

	2021	2022*	Percent
Expenditures	Expenditures	Expenditures	Change (\$)
Amount Received in the Previous Year	\$---	\$---	---
Expenditure Categories			
Crime Prevention	\$---	\$---	---
Victim Reparations	---	---	---
Exploited Youth Programs	---	---	---
Trafficking Victim Programs	---	---	---
Investigation Costs	---	---	---
Court Costs	---	---	---
Salaries	---	---	---
Professional Services	---	---	---
Travel	---	---	---
Training	---	---	---
Other Operating Expenses	---	---	---
Capital Expenditures	---	---	---
Non-Profit or Other Programs	---	---	---
Other Expenditures	---	---	---
Total Expenditures	\$---	\$---	---
Estimated Value of All Held Property	\$---	2,280	---
Year-End Balance	\$---	3,966	---

*The first year of reporting forfeiture expenditures is 2022. Entity with no data in 2022 has no expenditures to report.

Cook County Sheriff's Office

	2021	2022*	Percent
Expenditures	Expenditures	Expenditures	Change (\$)
Amount Received in the Previous Year	\$---	\$---	---
Expenditure Categories			
Crime Prevention	\$---	\$---	---
Victim Reparations	---	---	---
Exploited Youth Programs	---	---	---
Trafficking Victim Programs	---	---	---
Investigation Costs	---	---	---
Court Costs	---	---	---
Salaries	---	---	---
Professional Services	---	---	---
Travel	---	---	---
Training	---	---	---
Other Operating Expenses	---	---	---
Capital Expenditures	---	---	---
Non-Profit or Other Programs	---	---	---
Other Expenditures	---	---	---
Total Expenditures	\$---	\$---	---
Estimated Value of All Held Property	\$---	\$---	---
Year-End Balance	\$---	\$---	---

*The first year of reporting forfeiture expenditures is 2022. Entity with no data in 2022 has no expenditures to report.

Coon Rapids Police Department

	2021	2022*	Percent
Expenditures	Expenditures	Expenditures	Change (\$)
Amount Received in the Previous Year	\$---	\$25,615	---
Expenditure Categories			
Crime Prevention	\$---	\$---	---
Victim Reparations	---	---	---
Exploited Youth Programs	---	---	---
Trafficking Victim Programs	---	---	---
Investigation Costs	---	---	---
Court Costs	---	---	---
Salaries	---	---	---
Professional Services	---	10,080	---
Travel	---	---	---
Training	---	---	---
Other Operating Expenses	---	---	---
Capital Expenditures	---	39,919	---
Non-Profit or Other Programs	---	---	---
Other Expenditures	---	---	---
Total Expenditures	\$---	\$49,999	---
Estimated Value of All Held Property	\$---	93,632	---
Year-End Balance	\$---	195,773	---

*The first year of reporting forfeiture expenditures is 2022. Entity with no data in 2022 has no expenditures to report.

Corcoran Police Department

Expenditures	2021 Expenditures	2022* Expenditures	Percent Change (\$)
Amount Received in the Previous Year	\$---	\$2,000	---
Expenditure Categories			
Crime Prevention	\$---	\$---	---
Victim Reparations	---	---	---
Exploited Youth Programs	---	---	---
Trafficking Victim Programs	---	---	---
Investigation Costs	---	---	---
Court Costs	---	368	---
Salaries	---	---	---
Professional Services	---	---	---
Travel	---	---	---
Training	---	---	---
Other Operating Expenses	---	---	---
Capital Expenditures	---	---	---
Non-Profit or Other Programs	---	---	---
Other Expenditures	---	---	---
Total Expenditures	\$---	\$368	---
Estimated Value of All Held Property	\$---	\$---	---
Year-End Balance	\$---	11,825	---

*The first year of reporting forfeiture expenditures is 2022. Entity with no data in 2022 has no expenditures to report.

Cottage Grove Police Department

Expenditures	2021 Expenditures	2022* Expenditures	Percent Change (\$)
Amount Received in the Previous Year	\$---	\$32,687	---
Expenditure Categories			
Crime Prevention	\$---	\$---	---
Victim Reparations	---	---	---
Exploited Youth Programs	---	---	---
Trafficking Victim Programs	---	---	---
Investigation Costs	---	---	---
Court Costs	---	1,370	---
Salaries	---	---	---
Professional Services	---	5,500	---
Travel	---	---	---
Training	---	3,850	---
Other Operating Expenses	---	---	---
Capital Expenditures	---	31,906	---
Non-Profit or Other Programs	---	---	---
Other Expenditures	---	---	---
Total Expenditures	\$---	\$42,626	---
Estimated Value of All Held Property	\$---	35,801	---
Year-End Balance	\$---	97,183	---

*The first year of reporting forfeiture expenditures is 2022. Entity with no data in 2022 has no expenditures to report.

Cottonwood County Attorney's Office

Expenditures	2021 Expenditures	2022* Expenditures	Percent Change (\$)
Amount Received in the Previous Year	\$---	\$4,443	---
Expenditure Categories			
Crime Prevention	\$---	\$---	---
Victim Reparations	---	---	---
Exploited Youth Programs	---	---	---
Trafficking Victim Programs	---	---	---
Investigation Costs	---	---	---
Court Costs	---	---	---
Salaries	---	---	---
Professional Services	---	---	---
Travel	---	---	---
Training	---	---	---
Other Operating Expenses	---	---	---
Capital Expenditures	---	1,094	---
Non-Profit or Other Programs	---	---	---
Other Expenditures	---	---	---
Total Expenditures	\$---	\$1,094	---
Estimated Value of All Held Property	\$---	\$---	---
Year-End Balance	\$---	10,722	---

*The first year of reporting forfeiture expenditures is 2022. Entity with no data in 2022 has no expenditures to report.

Cottonwood County Sheriff's Office

Expenditures	2021 Expenditures	2022* Expenditures	Percent Change (\$)
Amount Received in the Previous Year	\$---	\$---	---
Expenditure Categories			
Crime Prevention	\$---	\$---	---
Victim Reparations	---	---	---
Exploited Youth Programs	---	---	---
Trafficking Victim Programs	---	---	---
Investigation Costs	---	---	---
Court Costs	---	---	---
Salaries	---	---	---
Professional Services	---	---	---
Travel	---	---	---
Training	---	---	---
Other Operating Expenses	---	---	---
Capital Expenditures	---	---	---
Non-Profit or Other Programs	---	---	---
Other Expenditures	---	---	---
Total Expenditures	\$---	\$---	---
Estimated Value of All Held Property	\$---	\$---	---
Year-End Balance	\$---	\$---	---

*The first year of reporting forfeiture expenditures is 2022. Entity with no data in 2022 has no expenditures to report.

Crookston Police Department

Expenditures	2021 Expenditures	2022* Expenditures	Percent Change (\$)
Amount Received in the Previous Year	\$---	\$36,069	---
Expenditure Categories			
Crime Prevention	\$---	\$---	---
Victim Reparations	---	---	---
Exploited Youth Programs	---	---	---
Trafficking Victim Programs	---	---	---
Investigation Costs	---	---	---
Court Costs	---	---	---
Salaries	---	---	---
Professional Services	---	---	---
Travel	---	---	---
Training	---	375	---
Other Operating Expenses	---	---	---
Capital Expenditures	---	12,930	---
Non-Profit or Other Programs	---	---	---
Other Expenditures	---	---	---
Total Expenditures	\$---	\$13,305	---
Estimated Value of All Held Property	\$---	25,000	---
Year-End Balance	\$---	76,216	---

*The first year of reporting forfeiture expenditures is 2022. Entity with no data in 2022 has no expenditures to report.

Crosby Police Department

Expenditures	2021 Expenditures	2022* Expenditures	Percent Change (\$)
Amount Received in the Previous Year	\$---	\$---	---
Expenditure Categories			
Crime Prevention	\$---	\$---	---
Victim Reparations	---	---	---
Exploited Youth Programs	---	---	---
Trafficking Victim Programs	---	---	---
Investigation Costs	---	---	---
Court Costs	---	---	---
Salaries	---	---	---
Professional Services	---	---	---
Travel	---	---	---
Training	---	---	---
Other Operating Expenses	---	---	---
Capital Expenditures	---	---	---
Non-Profit or Other Programs	---	---	---
Other Expenditures	---	---	---
Total Expenditures	\$---	\$---	---
Estimated Value of All Held Property	\$---	\$---	---
Year-End Balance	\$---	7,899	---

*The first year of reporting forfeiture expenditures is 2022. Entity with no data in 2022 has no expenditures to report.

Crosslake Police Department

Expenditures	2021 Expenditures	2022* Expenditures	Percent Change (\$)
Amount Received in the Previous Year	\$---	\$---	---
Expenditure Categories			
Crime Prevention	\$---	\$---	---
Victim Reparations	---	---	---
Exploited Youth Programs	---	---	---
Trafficking Victim Programs	---	---	---
Investigation Costs	---	---	---
Court Costs	---	---	---
Salaries	---	---	---
Professional Services	---	---	---
Travel	---	---	---
Training	---	---	---
Other Operating Expenses	---	---	---
Capital Expenditures	---	---	---
Non-Profit or Other Programs	---	---	---
Other Expenditures	---	---	---
Total Expenditures	\$---	\$---	---
Estimated Value of All Held Property	\$---	\$---	---
Year-End Balance	\$---	\$---	---

*The first year of reporting forfeiture expenditures is 2022. Entity with no data in 2022 has no expenditures to report.

Crow Wing County Attorney's Office

Expenditures	2021 Expenditures	2022* Expenditures	Percent Change (\$)
Amount Received in the Previous Year	\$---	\$10,860	---
Expenditure Categories			
Crime Prevention	\$---	\$---	---
Victim Reparations	---	---	---
Exploited Youth Programs	---	---	---
Trafficking Victim Programs	---	---	---
Investigation Costs	---	---	---
Court Costs	---	---	---
Salaries	---	---	---
Professional Services	---	---	---
Travel	---	1,744	---
Training	---	5,005	---
Other Operating Expenses	---	---	---
Capital Expenditures	---	15,881	---
Non-Profit or Other Programs	---	---	---
Other Expenditures	---	---	---
Total Expenditures	\$---	\$22,630	---
Estimated Value of All Held Property	\$---	\$---	---
Year-End Balance	\$---	16,851	---

*The first year of reporting forfeiture expenditures is 2022. Entity with no data in 2022 has no expenditures to report.

Crow Wing County Sheriff's Office

Expenditures	2021 Expenditures	2022* Expenditures	Percent Change (\$)
Amount Received in the Previous Year	\$---	\$6,569	---
Expenditure Categories			
Crime Prevention	\$---	\$---	---
Victim Reparations	---	---	---
Exploited Youth Programs	---	---	---
Trafficking Victim Programs	---	---	---
Investigation Costs	---	---	---
Court Costs	---	---	---
Salaries	---	---	---
Professional Services	---	---	---
Travel	---	---	---
Training	---	---	---
Other Operating Expenses	---	---	---
Capital Expenditures	---	---	---
Non-Profit or Other Programs	---	---	---
Other Expenditures	---	---	---
Total Expenditures	\$---	\$---	---
Estimated Value of All Held Property	\$---	16,433	---
Year-End Balance	\$---	19,296	---

*The first year of reporting forfeiture expenditures is 2022. Entity with no data in 2022 has no expenditures to report.

Crystal Police Department

Expenditures	2021 Expenditures	2022* Expenditures	Percent Change (\$)
Amount Received in the Previous Year	\$---	\$---	---
Expenditure Categories			
Crime Prevention	\$---	\$---	---
Victim Reparations	---	---	---
Exploited Youth Programs	---	---	---
Trafficking Victim Programs	---	---	---
Investigation Costs	---	---	---
Court Costs	---	---	---
Salaries	---	---	---
Professional Services	---	---	---
Travel	---	---	---
Training	---	---	---
Other Operating Expenses	---	---	---
Capital Expenditures	---	---	---
Non-Profit or Other Programs	---	---	---
Other Expenditures	---	---	---
Total Expenditures	\$---	\$---	---
Estimated Value of All Held Property	\$---	\$---	---
Year-End Balance	\$---	\$---	---

*The first year of reporting forfeiture expenditures is 2022. Entity with no data in 2022 has no expenditures to report.

Cuyuna Police Department

Expenditures	2021 Expenditures	2022* Expenditures	Percent Change (\$)
Amount Received in the Previous Year	\$---	\$---	---
Expenditure Categories			
Crime Prevention	\$---	\$---	---
Victim Reparations	---	---	---
Exploited Youth Programs	---	---	---
Trafficking Victim Programs	---	---	---
Investigation Costs	---	---	---
Court Costs	---	---	---
Salaries	---	---	---
Professional Services	---	---	---
Travel	---	---	---
Training	---	---	---
Other Operating Expenses	---	---	---
Capital Expenditures	---	---	---
Non-Profit or Other Programs	---	---	---
Other Expenditures	---	---	---
Total Expenditures	\$---	\$---	---
Estimated Value of All Held Property	\$---	\$---	---
Year-End Balance	\$---	\$---	---

*The first year of reporting forfeiture expenditures is 2022. Entity with no data in 2022 has no expenditures to report.

Cyrus Police Department

Expenditures	2021 Expenditures	2022* Expenditures	Percent Change (\$)
Amount Received in the Previous Year	\$---	\$---	---
Expenditure Categories			
Crime Prevention	\$---	\$---	---
Victim Reparations	---	---	---
Exploited Youth Programs	---	---	---
Trafficking Victim Programs	---	---	---
Investigation Costs	---	---	---
Court Costs	---	---	---
Salaries	---	---	---
Professional Services	---	---	---
Travel	---	---	---
Training	---	---	---
Other Operating Expenses	---	---	---
Capital Expenditures	---	---	---
Non-Profit or Other Programs	---	---	---
Other Expenditures	---	---	---
Total Expenditures	\$---	\$---	---
Estimated Value of All Held Property	\$---	\$---	---
Year-End Balance	\$---	\$---	---

*The first year of reporting forfeiture expenditures is 2022. Entity with no data in 2022 has no expenditures to report.

Dakota County Attorney's Office

Expenditures	2021 Expenditures	2022* Expenditures	Percent Change (\$)
Amount Received in the Previous Year	\$---	\$35,990	---
Expenditure Categories			
Crime Prevention	\$---	\$---	---
Victim Reparations	---	---	---
Exploited Youth Programs	---	---	---
Trafficking Victim Programs	---	---	---
Investigation Costs	---	---	---
Court Costs	---	---	---
Salaries	---	79,410	---
Professional Services	---	6,520	---
Travel	---	---	---
Training	---	2,000	---
Other Operating Expenses	---	---	---
Capital Expenditures	---	---	---
Non-Profit or Other Programs	---	1,000	---
Other Expenditures	---	---	---
Total Expenditures	\$---	\$88,930	---
Estimated Value of All Held Property	\$---	\$---	---
Year-End Balance	\$---	163,934	---

*The first year of reporting forfeiture expenditures is 2022. Entity with no data in 2022 has no expenditures to report.

Dakota County Drug Task Force

Expenditures	2021 Expenditures	2022* Expenditures	Percent Change (\$)
Amount Received in the Previous Year	\$---	\$201,278	---
Expenditure Categories			
Crime Prevention	\$---	\$---	---
Victim Reparations	---	---	---
Exploited Youth Programs	---	---	---
Trafficking Victim Programs	---	---	---
Investigation Costs	---	4,910	---
Court Costs	---	---	---
Salaries	---	---	---
Professional Services	---	1,027	---
Travel	---	968	---
Training	---	---	---
Other Operating Expenses	---	6,032	---
Capital Expenditures	---	10,194	---
Non-Profit or Other Programs	---	---	---
Other Expenditures	---	43,773	---
Total Expenditures	\$---	\$66,904	---
Estimated Value of All Held Property	\$---	22,505	---
Year-End Balance	\$---	502,637	---

*The first year of reporting forfeiture expenditures is 2022. Entity with no data in 2022 has no expenditures to report.

Dakota County Sheriff's Office

Expenditures	2021 Expenditures	2022* Expenditures	Percent Change (\$)
Amount Received in the Previous Year	\$---	\$7,589	---
Expenditure Categories			
Crime Prevention	\$---	\$---	---
Victim Reparations	---	---	---
Exploited Youth Programs	---	---	---
Trafficking Victim Programs	---	---	---
Investigation Costs	---	---	---
Court Costs	---	---	---
Salaries	---	---	---
Professional Services	---	---	---
Travel	---	---	---
Training	---	---	---
Other Operating Expenses	---	---	---
Capital Expenditures	---	---	---
Non-Profit or Other Programs	---	---	---
Other Expenditures	---	---	---
Total Expenditures	\$---	\$---	---
Estimated Value of All Held Property	\$---	69,250	---
Year-End Balance	\$---	171,841	---

*The first year of reporting forfeiture expenditures is 2022. Entity with no data in 2022 has no expenditures to report.

Danube Police Department

Expenditures	2021 Expenditures	2022* Expenditures	Percent Change (\$)
Amount Received in the Previous Year	\$---	\$---	---
Expenditure Categories			
Crime Prevention	\$---	\$---	---
Victim Reparations	---	---	---
Exploited Youth Programs	---	---	---
Trafficking Victim Programs	---	---	---
Investigation Costs	---	---	---
Court Costs	---	---	---
Salaries	---	---	---
Professional Services	---	---	---
Travel	---	---	---
Training	---	---	---
Other Operating Expenses	---	---	---
Capital Expenditures	---	---	---
Non-Profit or Other Programs	---	---	---
Other Expenditures	---	---	---
Total Expenditures	\$---	\$---	---
Estimated Value of All Held Property	\$---	\$---	---
Year-End Balance	\$---	\$---	---

*The first year of reporting forfeiture expenditures is 2022. Entity with no data in 2022 has no expenditures to report.

Dawson Police Department

Expenditures	2021 Expenditures	2022* Expenditures	Percent Change (\$)
Amount Received in the Previous Year	\$---	\$---	---
Expenditure Categories			
Crime Prevention	\$---	\$---	---
Victim Reparations	---	---	---
Exploited Youth Programs	---	---	---
Trafficking Victim Programs	---	---	---
Investigation Costs	---	---	---
Court Costs	---	---	---
Salaries	---	---	---
Professional Services	---	---	---
Travel	---	---	---
Training	---	---	---
Other Operating Expenses	---	---	---
Capital Expenditures	---	---	---
Non-Profit or Other Programs	---	---	---
Other Expenditures	---	---	---
Total Expenditures	<u>\$---</u>	<u>\$---</u>	---
Estimated Value of All Held Property	\$---	\$---	---
Year-End Balance	\$---	\$---	---

*The first year of reporting forfeiture expenditures is 2022. Entity with no data in 2022 has no expenditures to report.

Dayton Police Department

Expenditures	2021 Expenditures	2022* Expenditures	Percent Change (\$)
Amount Received in the Previous Year	\$---	\$1,300	---
Expenditure Categories			
Crime Prevention	\$---	\$---	---
Victim Reparations	---	---	---
Exploited Youth Programs	---	---	---
Trafficking Victim Programs	---	---	---
Investigation Costs	---	---	---
Court Costs	---	---	---
Salaries	---	---	---
Professional Services	---	---	---
Travel	---	---	---
Training	---	---	---
Other Operating Expenses	---	---	---
Capital Expenditures	---	---	---
Non-Profit or Other Programs	---	---	---
Other Expenditures	---	---	---
Total Expenditures	<u>\$---</u>	<u>\$---</u>	---
Estimated Value of All Held Property	\$---	\$---	---
Year-End Balance	\$---	10,220	---

*The first year of reporting forfeiture expenditures is 2022. Entity with no data in 2022 has no expenditures to report.

Deephaven Police Department

Expenditures	2021 Expenditures	2022* Expenditures	Percent Change (\$)
Amount Received in the Previous Year	\$---	\$---	---
Expenditure Categories			
Crime Prevention	\$---	\$---	---
Victim Reparations	---	---	---
Exploited Youth Programs	---	---	---
Trafficking Victim Programs	---	---	---
Investigation Costs	---	---	---
Court Costs	---	---	---
Salaries	---	---	---
Professional Services	---	---	---
Travel	---	---	---
Training	---	---	---
Other Operating Expenses	---	---	---
Capital Expenditures	---	---	---
Non-Profit or Other Programs	---	---	---
Other Expenditures	---	---	---
Total Expenditures	<u>\$---</u>	<u>\$---</u>	---
Estimated Value of All Held Property	\$---	\$---	---
Year-End Balance	\$---	\$---	---

*The first year of reporting forfeiture expenditures is 2022. Entity with no data in 2022 has no expenditures to report.

Deer River Police Department

Expenditures	2021 Expenditures	2022* Expenditures	Percent Change (\$)
Amount Received in the Previous Year	\$---	\$790	---
Expenditure Categories			
Crime Prevention	\$---	\$---	---
Victim Reparations	---	---	---
Exploited Youth Programs	---	---	---
Trafficking Victim Programs	---	---	---
Investigation Costs	---	---	---
Court Costs	---	199	---
Salaries	---	---	---
Professional Services	---	---	---
Travel	---	---	---
Training	---	---	---
Other Operating Expenses	---	---	---
Capital Expenditures	---	---	---
Non-Profit or Other Programs	---	---	---
Other Expenditures	---	---	---
Total Expenditures	<u>\$---</u>	<u>\$199</u>	---
Estimated Value of All Held Property	\$---	591	---
Year-End Balance	\$---	591	---

*The first year of reporting forfeiture expenditures is 2022. Entity with no data in 2022 has no expenditures to report.

Deerwood Police Department

	2021	2022*	Percent
Expenditures	Expenditures	Expenditures	Change (\$)
Amount Received in the Previous Year	\$---	\$---	---
Expenditure Categories			
Crime Prevention	\$---	\$---	---
Victim Reparations	---	---	---
Exploited Youth Programs	---	---	---
Trafficking Victim Programs	---	---	---
Investigation Costs	---	---	---
Court Costs	---	---	---
Salaries	---	---	---
Professional Services	---	---	---
Travel	---	---	---
Training	---	---	---
Other Operating Expenses	---	---	---
Capital Expenditures	---	---	---
Non-Profit or Other Programs	---	---	---
Other Expenditures	---	---	---
Total Expenditures	\$---	\$---	---
Estimated Value of All Held Property	\$---	\$---	---
Year-End Balance	\$---	\$---	---

*The first year of reporting forfeiture expenditures is 2022. Entity with no data in 2022 has no expenditures to report.

Department of Corrections

	2021	2022*	Percent
Expenditures	Expenditures	Expenditures	Change (\$)
Amount Received in the Previous Year	\$---	\$---	---
Expenditure Categories			
Crime Prevention	\$---	\$---	---
Victim Reparations	---	---	---
Exploited Youth Programs	---	---	---
Trafficking Victim Programs	---	---	---
Investigation Costs	---	---	---
Court Costs	---	---	---
Salaries	---	---	---
Professional Services	---	---	---
Travel	---	---	---
Training	---	---	---
Other Operating Expenses	---	---	---
Capital Expenditures	---	---	---
Non-Profit or Other Programs	---	---	---
Other Expenditures	---	---	---
Total Expenditures	\$---	\$---	---
Estimated Value of All Held Property	\$---	\$---	---
Year-End Balance	\$---	3,391	---

*The first year of reporting forfeiture expenditures is 2022. Entity with no data in 2022 has no expenditures to report.

Detroit Lakes Police Department

	2021	2022*	Percent
Expenditures	Expenditures	Expenditures	Change (\$)
Amount Received in the Previous Year	\$---	\$50,699	---
Expenditure Categories			
Crime Prevention	\$---	\$---	---
Victim Reparations	---	---	---
Exploited Youth Programs	---	---	---
Trafficking Victim Programs	---	---	---
Investigation Costs	---	---	---
Court Costs	---	---	---
Salaries	---	---	---
Professional Services	---	---	---
Travel	---	---	---
Training	---	---	---
Other Operating Expenses	---	8,231	---
Capital Expenditures	---	5,394	---
Non-Profit or Other Programs	---	---	---
Other Expenditures	---	---	---
Total Expenditures	\$---	\$13,625	---
Estimated Value of All Held Property	\$---	12,000	---
Year-End Balance	\$---	72,541	---

*The first year of reporting forfeiture expenditures is 2022. Entity with no data in 2022 has no expenditures to report.

Dilworth Police Department

	2021	2022*	Percent
Expenditures	Expenditures	Expenditures	Change (\$)
Amount Received in the Previous Year	\$---	\$4,991	---
Expenditure Categories			
Crime Prevention	\$---	\$---	---
Victim Reparations	---	---	---
Exploited Youth Programs	---	---	---
Trafficking Victim Programs	---	---	---
Investigation Costs	---	---	---
Court Costs	---	---	---
Salaries	---	---	---
Professional Services	---	---	---
Travel	---	---	---
Training	---	---	---
Other Operating Expenses	---	---	---
Capital Expenditures	---	14,829	---
Non-Profit or Other Programs	---	---	---
Other Expenditures	---	---	---
Total Expenditures	\$---	\$14,829	---
Estimated Value of All Held Property	\$---	\$---	---
Year-End Balance	\$---	22,388	---

*The first year of reporting forfeiture expenditures is 2022. Entity with no data in 2022 has no expenditures to report.

DNR, Enforcement Division

Expenditures	2021 Expenditures	2022* Expenditures	Percent Change (\$)
Amount Received in the Previous Year	\$---	\$201,418	---
Expenditure Categories			
Crime Prevention	\$---	\$---	---
Victim Reparations	---	---	---
Exploited Youth Programs	---	---	---
Trafficking Victim Programs	---	---	---
Investigation Costs	---	---	---
Court Costs	---	2,611	---
Salaries	---	---	---
Professional Services	---	---	---
Travel	---	---	---
Training	---	---	---
Other Operating Expenses	---	---	---
Capital Expenditures	---	---	---
Non-Profit or Other Programs	---	---	---
Other Expenditures	---	28,141	---
Total Expenditures	\$---	\$30,752	---
Estimated Value of All Held Property	\$---	\$---	---
Year-End Balance	\$---	\$---	---

*The first year of reporting forfeiture expenditures is 2022. Entity with no data in 2022 has no expenditures to report.

Dodge County Attorney's Office

Expenditures	2021 Expenditures	2022* Expenditures	Percent Change (\$)
Amount Received in the Previous Year	\$---	\$2,866	---
Expenditure Categories			
Crime Prevention	\$---	\$---	---
Victim Reparations	---	---	---
Exploited Youth Programs	---	---	---
Trafficking Victim Programs	---	---	---
Investigation Costs	---	---	---
Court Costs	---	---	---
Salaries	---	---	---
Professional Services	---	---	---
Travel	---	---	---
Training	---	---	---
Other Operating Expenses	---	---	---
Capital Expenditures	---	---	---
Non-Profit or Other Programs	---	---	---
Other Expenditures	---	---	---
Total Expenditures	\$---	\$---	---
Estimated Value of All Held Property	\$---	\$---	---
Year-End Balance	\$---	2,866	---

*The first year of reporting forfeiture expenditures is 2022. Entity with no data in 2022 has no expenditures to report.

Dodge County Sheriff's Office

Expenditures	2021 Expenditures	2022* Expenditures	Percent Change (\$)
Amount Received in the Previous Year	\$---	\$100	---
Expenditure Categories			
Crime Prevention	\$---	\$---	---
Victim Reparations	---	---	---
Exploited Youth Programs	---	---	---
Trafficking Victim Programs	---	---	---
Investigation Costs	---	---	---
Court Costs	---	---	---
Salaries	---	---	---
Professional Services	---	---	---
Travel	---	---	---
Training	---	---	---
Other Operating Expenses	---	---	---
Capital Expenditures	---	---	---
Non-Profit or Other Programs	---	---	---
Other Expenditures	---	---	---
Total Expenditures	\$---	\$---	---
Estimated Value of All Held Property	\$---	\$---	---
Year-End Balance	\$---	100	---

*The first year of reporting forfeiture expenditures is 2022. Entity with no data in 2022 has no expenditures to report.

Douglas County Attorney's Office

Expenditures	2021 Expenditures	2022* Expenditures	Percent Change (\$)
Amount Received in the Previous Year	\$---	\$10,415	---
Expenditure Categories			
Crime Prevention	\$---	\$---	---
Victim Reparations	---	---	---
Exploited Youth Programs	---	---	---
Trafficking Victim Programs	---	---	---
Investigation Costs	---	---	---
Court Costs	---	---	---
Salaries	---	---	---
Professional Services	---	---	---
Travel	---	---	---
Training	---	---	---
Other Operating Expenses	---	---	---
Capital Expenditures	---	537	---
Non-Profit or Other Programs	---	---	---
Other Expenditures	---	---	---
Total Expenditures	\$---	\$537	---
Estimated Value of All Held Property	\$---	\$---	---
Year-End Balance	\$---	132,293	---

*The first year of reporting forfeiture expenditures is 2022. Entity with no data in 2022 has no expenditures to report.

Douglas County Sheriff's Office

Expenditures	2021 Expenditures	2022* Expenditures	Percent Change (\$)
Amount Received in the Previous Year	\$---	\$13,268	---
Expenditure Categories			
Crime Prevention	\$---	\$---	---
Victim Reparations	---	---	---
Exploited Youth Programs	---	---	---
Trafficking Victim Programs	---	---	---
Investigation Costs	---	---	---
Court Costs	---	3,325	---
Salaries	---	---	---
Professional Services	---	---	---
Travel	---	---	---
Training	---	---	---
Other Operating Expenses	---	11	---
Capital Expenditures	---	---	---
Non-Profit or Other Programs	---	---	---
Other Expenditures	---	1,882	---
Total Expenditures	\$---	\$5,218	---
Estimated Value of All Held Property	\$---	\$---	---
Year-End Balance	\$---	104,213	---

*The first year of reporting forfeiture expenditures is 2022. Entity with no data in 2022 has no expenditures to report.

Duluth Police Department

Expenditures	2021 Expenditures	2022* Expenditures	Percent Change (\$)
Amount Received in the Previous Year	\$---	\$14,815	---
Expenditure Categories			
Crime Prevention	\$---	\$---	---
Victim Reparations	---	---	---
Exploited Youth Programs	---	---	---
Trafficking Victim Programs	---	---	---
Investigation Costs	---	---	---
Court Costs	---	---	---
Salaries	---	---	---
Professional Services	---	16,262	---
Travel	---	---	---
Training	---	---	---
Other Operating Expenses	---	8,129	---
Capital Expenditures	---	47,150	---
Non-Profit or Other Programs	---	---	---
Other Expenditures	---	---	---
Total Expenditures	\$---	\$71,541	---
Estimated Value of All Held Property	\$---	\$---	---
Year-End Balance	\$---	71,542	---

*The first year of reporting forfeiture expenditures is 2022. Entity with no data in 2022 has no expenditures to report.

Duluth Township Police Department

Expenditures	2021 Expenditures	2022* Expenditures	Percent Change (\$)
Amount Received in the Previous Year	\$---	\$---	---
Expenditure Categories			
Crime Prevention	\$---	\$---	---
Victim Reparations	---	---	---
Exploited Youth Programs	---	---	---
Trafficking Victim Programs	---	---	---
Investigation Costs	---	---	---
Court Costs	---	---	---
Salaries	---	---	---
Professional Services	---	---	---
Travel	---	---	---
Training	---	---	---
Other Operating Expenses	---	---	---
Capital Expenditures	---	---	---
Non-Profit or Other Programs	---	---	---
Other Expenditures	---	---	---
Total Expenditures	\$---	\$---	---
Estimated Value of All Held Property	\$---	\$---	---
Year-End Balance	\$---	\$---	---

*The first year of reporting forfeiture expenditures is 2022. Entity with no data in 2022 has no expenditures to report.

Dundas Police Department

Expenditures	2021 Expenditures	2022* Expenditures	Percent Change (\$)
Amount Received in the Previous Year	\$---	\$---	---
Expenditure Categories			
Crime Prevention	\$---	\$---	---
Victim Reparations	---	---	---
Exploited Youth Programs	---	---	---
Trafficking Victim Programs	---	---	---
Investigation Costs	---	---	---
Court Costs	---	---	---
Salaries	---	---	---
Professional Services	---	---	---
Travel	---	---	---
Training	---	---	---
Other Operating Expenses	---	---	---
Capital Expenditures	---	---	---
Non-Profit or Other Programs	---	---	---
Other Expenditures	---	---	---
Total Expenditures	\$---	\$---	---
Estimated Value of All Held Property	\$---	\$---	---
Year-End Balance	\$---	\$---	---

*The first year of reporting forfeiture expenditures is 2022. Entity with no data in 2022 has no expenditures to report.

Eagan Police Department

Expenditures	2021 Expenditures	2022* Expenditures	Percent Change (\$)
Amount Received in the Previous Year	\$---	\$12,849	---
Expenditure Categories			
Crime Prevention	\$---	\$---	---
Victim Reparations	---	---	---
Exploited Youth Programs	---	---	---
Trafficking Victim Programs	---	---	---
Investigation Costs	---	---	---
Court Costs	---	2,413	---
Salaries	---	---	---
Professional Services	---	---	---
Travel	---	---	---
Training	---	---	---
Other Operating Expenses	---	---	---
Capital Expenditures	---	---	---
Non-Profit or Other Programs	---	---	---
Other Expenditures	---	5,071	---
Total Expenditures	\$---	\$7,484	---
Estimated Value of All Held Property	\$---	\$---	---
Year-End Balance	\$---	36,041	---

*The first year of reporting forfeiture expenditures is 2022. Entity with no data in 2022 has no expenditures to report.

Eagle Lake Police Department

Expenditures	2021 Expenditures	2022* Expenditures	Percent Change (\$)
Amount Received in the Previous Year	\$---	\$---	---
Expenditure Categories			
Crime Prevention	\$---	\$---	---
Victim Reparations	---	---	---
Exploited Youth Programs	---	---	---
Trafficking Victim Programs	---	---	---
Investigation Costs	---	---	---
Court Costs	---	---	---
Salaries	---	---	---
Professional Services	---	---	---
Travel	---	---	---
Training	---	---	---
Other Operating Expenses	---	---	---
Capital Expenditures	---	---	---
Non-Profit or Other Programs	---	---	---
Other Expenditures	---	---	---
Total Expenditures	\$---	\$---	---
Estimated Value of All Held Property	\$---	\$---	---
Year-End Balance	\$---	\$---	---

*The first year of reporting forfeiture expenditures is 2022. Entity with no data in 2022 has no expenditures to report.

East Central Drug Task Force

Expenditures	2021 Expenditures	2022* Expenditures	Percent Change (\$)
Amount Received in the Previous Year	\$---	\$9,213	---
Expenditure Categories			
Crime Prevention	\$---	\$---	---
Victim Reparations	---	---	---
Exploited Youth Programs	---	---	---
Trafficking Victim Programs	---	---	---
Investigation Costs	---	---	---
Court Costs	---	---	---
Salaries	---	---	---
Professional Services	---	11,655	---
Travel	---	---	---
Training	---	---	---
Other Operating Expenses	---	22,141	---
Capital Expenditures	---	---	---
Non-Profit or Other Programs	---	---	---
Other Expenditures	---	---	---
Total Expenditures	\$---	\$33,796	---
Estimated Value of All Held Property	\$---	70,291	---
Year-End Balance	\$---	201,463	---

*The first year of reporting forfeiture expenditures is 2022. Entity with no data in 2022 has no expenditures to report.

East Grand Forks Police Department

Expenditures	2021 Expenditures	2022* Expenditures	Percent Change (\$)
Amount Received in the Previous Year	\$---	\$23,231	---
Expenditure Categories			
Crime Prevention	\$---	\$---	---
Victim Reparations	---	---	---
Exploited Youth Programs	---	---	---
Trafficking Victim Programs	---	---	---
Investigation Costs	---	---	---
Court Costs	---	---	---
Salaries	---	---	---
Professional Services	---	---	---
Travel	---	---	---
Training	---	---	---
Other Operating Expenses	---	---	---
Capital Expenditures	---	---	---
Non-Profit or Other Programs	---	---	---
Other Expenditures	---	---	---
Total Expenditures	\$---	\$---	---
Estimated Value of All Held Property	\$---	\$---	---
Year-End Balance	\$---	23,231	---

*The first year of reporting forfeiture expenditures is 2022. Entity with no data in 2022 has no expenditures to report.

East Metro Sex Trafficking Task Force

	2021	2022*	Percent
Expenditures	Expenditures	Expenditures	Change (\$)
Amount Received in the Previous Year	\$---	\$6,240	---
Expenditure Categories			
Crime Prevention	\$---	\$---	---
Victim Reparations	---	217	---
Exploited Youth Programs	---	---	---
Trafficking Victim Programs	---	---	---
Investigation Costs	---	1,611	---
Court Costs	---	---	---
Salaries	---	---	---
Professional Services	---	---	---
Travel	---	---	---
Training	---	---	---
Other Operating Expenses	---	2,281	---
Capital Expenditures	---	---	---
Non-Profit or Other Programs	---	---	---
Other Expenditures	---	---	---
Total Expenditures	\$---	\$4,109	---
Estimated Value of All Held Property	\$---	\$---	---
Year-End Balance	\$---	30,316	---

*The first year of reporting forfeiture expenditures is 2022. Entity with no data in 2022 has no expenditures to report.

East Range Public Safety Board

	2021	2022*	Percent
Expenditures	Expenditures	Expenditures	Change (\$)
Amount Received in the Previous Year	\$---	\$8,450	---
Expenditure Categories			
Crime Prevention	\$---	\$---	---
Victim Reparations	---	---	---
Exploited Youth Programs	---	---	---
Trafficking Victim Programs	---	---	---
Investigation Costs	---	---	---
Court Costs	---	---	---
Salaries	---	---	---
Professional Services	---	---	---
Travel	---	---	---
Training	---	---	---
Other Operating Expenses	---	---	---
Capital Expenditures	---	8,100	---
Non-Profit or Other Programs	---	---	---
Other Expenditures	---	---	---
Total Expenditures	\$---	\$8,100	---
Estimated Value of All Held Property	\$---	350	---
Year-End Balance	\$---	350	---

*The first year of reporting forfeiture expenditures is 2022. Entity with no data in 2022 has no expenditures to report.

Eden Prairie Police Department

	2021	2022*	Percent
Expenditures	Expenditures	Expenditures	Change (\$)
Amount Received in the Previous Year	\$---	\$9,470	---
Expenditure Categories			
Crime Prevention	\$---	\$---	---
Victim Reparations	---	---	---
Exploited Youth Programs	---	---	---
Trafficking Victim Programs	---	---	---
Investigation Costs	---	---	---
Court Costs	---	---	---
Salaries	---	---	---
Professional Services	---	---	---
Travel	---	---	---
Training	---	45	---
Other Operating Expenses	---	7,356	---
Capital Expenditures	---	27,043	---
Non-Profit or Other Programs	---	---	---
Other Expenditures	---	---	---
Total Expenditures	\$---	\$34,444	---
Estimated Value of All Held Property	\$---	19,219	---
Year-End Balance	\$---	43,121	---

*The first year of reporting forfeiture expenditures is 2022. Entity with no data in 2022 has no expenditures to report.

Eden Valley Police Department

	2021	2022*	Percent
Expenditures	Expenditures	Expenditures	Change (\$)
Amount Received in the Previous Year	\$---	\$---	---
Expenditure Categories			
Crime Prevention	\$---	\$---	---
Victim Reparations	---	---	---
Exploited Youth Programs	---	---	---
Trafficking Victim Programs	---	---	---
Investigation Costs	---	---	---
Court Costs	---	---	---
Salaries	---	---	---
Professional Services	---	---	---
Travel	---	---	---
Training	---	---	---
Other Operating Expenses	---	---	---
Capital Expenditures	---	---	---
Non-Profit or Other Programs	---	---	---
Other Expenditures	---	---	---
Total Expenditures	\$---	\$---	---
Estimated Value of All Held Property	\$---	\$---	---
Year-End Balance	\$---	\$---	---

*The first year of reporting forfeiture expenditures is 2022. Entity with no data in 2022 has no expenditures to report.

Edina Police Department

Expenditures	2021 Expenditures	2022* Expenditures	Percent Change (\$)
Amount Received in the Previous Year	\$---	\$74,601	---
Expenditure Categories			
Crime Prevention	\$---	\$---	---
Victim Reparations	---	---	---
Exploited Youth Programs	---	---	---
Trafficking Victim Programs	---	---	---
Investigation Costs	---	---	---
Court Costs	---	6,002	---
Salaries	---	---	---
Professional Services	---	---	---
Travel	---	---	---
Training	---	---	---
Other Operating Expenses	---	34,162	---
Capital Expenditures	---	---	---
Non-Profit or Other Programs	---	---	---
Other Expenditures	---	---	---
Total Expenditures	\$---	\$40,164	---
Estimated Value of All Held Property	\$---	\$---	---
Year-End Balance	\$---	\$---	---

*The first year of reporting forfeiture expenditures is 2022. Entity with no data in 2022 has no expenditures to report.

Elk River Police Department

Expenditures	2021 Expenditures	2022* Expenditures	Percent Change (\$)
Amount Received in the Previous Year	\$---	\$26,087	---
Expenditure Categories			
Crime Prevention	\$---	\$---	---
Victim Reparations	---	---	---
Exploited Youth Programs	---	---	---
Trafficking Victim Programs	---	---	---
Investigation Costs	---	---	---
Court Costs	---	5,763	---
Salaries	---	---	---
Professional Services	---	---	---
Travel	---	---	---
Training	---	---	---
Other Operating Expenses	---	502	---
Capital Expenditures	---	23,649	---
Non-Profit or Other Programs	---	---	---
Other Expenditures	---	---	---
Total Expenditures	\$---	\$29,914	---
Estimated Value of All Held Property	\$---	\$---	---
Year-End Balance	\$---	42,585	---

*The first year of reporting forfeiture expenditures is 2022. Entity with no data in 2022 has no expenditures to report.

Elko New Market Police Department

Expenditures	2021 Expenditures	2022* Expenditures	Percent Change (\$)
Amount Received in the Previous Year	\$---	\$10,475	---
Expenditure Categories			
Crime Prevention	\$---	\$---	---
Victim Reparations	---	---	---
Exploited Youth Programs	---	---	---
Trafficking Victim Programs	---	---	---
Investigation Costs	---	---	---
Court Costs	---	5,377	---
Salaries	---	---	---
Professional Services	---	---	---
Travel	---	---	---
Training	---	---	---
Other Operating Expenses	---	---	---
Capital Expenditures	---	4,768	---
Non-Profit or Other Programs	---	---	---
Other Expenditures	---	---	---
Total Expenditures	\$---	\$10,145	---
Estimated Value of All Held Property	\$---	62,000	---
Year-End Balance	\$---	9,801	---

*The first year of reporting forfeiture expenditures is 2022. Entity with no data in 2022 has no expenditures to report.

Elmore Police Department

Expenditures	2021 Expenditures	2022* Expenditures	Percent Change (\$)
Amount Received in the Previous Year	\$---	\$---	---
Expenditure Categories			
Crime Prevention	\$---	\$---	---
Victim Reparations	---	---	---
Exploited Youth Programs	---	---	---
Trafficking Victim Programs	---	---	---
Investigation Costs	---	---	---
Court Costs	---	---	---
Salaries	---	---	---
Professional Services	---	---	---
Travel	---	---	---
Training	---	---	---
Other Operating Expenses	---	---	---
Capital Expenditures	---	---	---
Non-Profit or Other Programs	---	---	---
Other Expenditures	---	---	---
Total Expenditures	\$---	\$---	---
Estimated Value of All Held Property	\$---	\$---	---
Year-End Balance	\$---	\$---	---

*The first year of reporting forfeiture expenditures is 2022. Entity with no data in 2022 has no expenditures to report.

Ely Police Department

	2021	2022*	Percent
Expenditures	Expenditures	Expenditures	Change (\$)
Amount Received in the Previous Year	\$---	\$1,615	---
Expenditure Categories			
Crime Prevention	\$---	\$---	---
Victim Reparations	---	---	---
Exploited Youth Programs	---	---	---
Trafficking Victim Programs	---	---	---
Investigation Costs	---	---	---
Court Costs	---	329	---
Salaries	---	---	---
Professional Services	---	---	---
Travel	---	---	---
Training	---	---	---
Other Operating Expenses	---	---	---
Capital Expenditures	---	---	---
Non-Profit or Other Programs	---	---	---
Other Expenditures	---	591	---
Total Expenditures	\$---	\$920	---
Estimated Value of All Held Property	\$---	1,500	---
Year-End Balance	\$---	58,721	---

*The first year of reporting forfeiture expenditures is 2022. Entity with no data in 2022 has no expenditures to report.

Emily Police Department

	2021	2022*	Percent
Expenditures	Expenditures	Expenditures	Change (\$)
Amount Received in the Previous Year	\$---	\$---	---
Expenditure Categories			
Crime Prevention	\$---	\$---	---
Victim Reparations	---	---	---
Exploited Youth Programs	---	---	---
Trafficking Victim Programs	---	---	---
Investigation Costs	---	---	---
Court Costs	---	---	---
Salaries	---	---	---
Professional Services	---	---	---
Travel	---	---	---
Training	---	---	---
Other Operating Expenses	---	---	---
Capital Expenditures	---	---	---
Non-Profit or Other Programs	---	---	---
Other Expenditures	---	---	---
Total Expenditures	\$---	\$---	---
Estimated Value of All Held Property	\$---	\$---	---
Year-End Balance	\$---	\$---	---

*The first year of reporting forfeiture expenditures is 2022. Entity with no data in 2022 has no expenditures to report.

Eveleth Police Department

	2021	2022*	Percent
Expenditures	Expenditures	Expenditures	Change (\$)
Amount Received in the Previous Year	\$---	\$1,264	---
Expenditure Categories			
Crime Prevention	\$---	\$---	---
Victim Reparations	---	---	---
Exploited Youth Programs	---	---	---
Trafficking Victim Programs	---	---	---
Investigation Costs	---	---	---
Court Costs	---	---	---
Salaries	---	---	---
Professional Services	---	---	---
Travel	---	---	---
Training	---	---	---
Other Operating Expenses	---	---	---
Capital Expenditures	---	---	---
Non-Profit or Other Programs	---	---	---
Other Expenditures	---	---	---
Total Expenditures	\$---	\$---	---
Estimated Value of All Held Property	\$---	7,500	---
Year-End Balance	\$---	12,152	---

*The first year of reporting forfeiture expenditures is 2022. Entity with no data in 2022 has no expenditures to report.

Fairfax Police Department

	2021	2022*	Percent
Expenditures	Expenditures	Expenditures	Change (\$)
Amount Received in the Previous Year	\$---	\$1,000	---
Expenditure Categories			
Crime Prevention	\$---	\$---	---
Victim Reparations	---	---	---
Exploited Youth Programs	---	---	---
Trafficking Victim Programs	---	---	---
Investigation Costs	---	---	---
Court Costs	---	---	---
Salaries	---	---	---
Professional Services	---	---	---
Travel	---	---	---
Training	---	---	---
Other Operating Expenses	---	---	---
Capital Expenditures	---	---	---
Non-Profit or Other Programs	---	640	---
Other Expenditures	---	---	---
Total Expenditures	\$---	\$640	---
Estimated Value of All Held Property	\$---	1,000	---
Year-End Balance	\$---	2,430	---

*The first year of reporting forfeiture expenditures is 2022. Entity with no data in 2022 has no expenditures to report.

Fairmont Police Department

	2021	2022*	Percent
Expenditures	Expenditures	Expenditures	Change (\$)
Amount Received in the Previous Year	\$---	\$3,117	---
Expenditure Categories			
Crime Prevention	\$---	1,713	---
Victim Reparations	---	---	---
Exploited Youth Programs	---	---	---
Trafficking Victim Programs	---	---	---
Investigation Costs	---	---	---
Court Costs	---	620	---
Salaries	---	---	---
Professional Services	---	---	---
Travel	---	---	---
Training	---	392	---
Other Operating Expenses	---	110	---
Capital Expenditures	---	---	---
Non-Profit or Other Programs	---	---	---
Other Expenditures	---	282	---
Total Expenditures	\$---	\$3,117	---
Estimated Value of All Held Property	\$---	\$---	---
Year-End Balance	\$---	\$---	---

*The first year of reporting forfeiture expenditures is 2022. Entity with no data in 2022 has no expenditures to report.

Faribault County Attorney's Office

	2021	2022*	Percent
Expenditures	Expenditures	Expenditures	Change (\$)
Amount Received in the Previous Year	\$---	\$37	---
Expenditure Categories			
Crime Prevention	\$---	\$---	---
Victim Reparations	---	---	---
Exploited Youth Programs	---	---	---
Trafficking Victim Programs	---	---	---
Investigation Costs	---	---	---
Court Costs	---	---	---
Salaries	---	---	---
Professional Services	---	---	---
Travel	---	---	---
Training	---	---	---
Other Operating Expenses	---	---	---
Capital Expenditures	---	---	---
Non-Profit or Other Programs	---	---	---
Other Expenditures	---	---	---
Total Expenditures	\$---	\$---	---
Estimated Value of All Held Property	\$---	25,953	---
Year-End Balance	\$---	25,953	---

*The first year of reporting forfeiture expenditures is 2022. Entity with no data in 2022 has no expenditures to report.

Faribault County Sheriff's Office

	2021	2022*	Percent
Expenditures	Expenditures	Expenditures	Change (\$)
Amount Received in the Previous Year	\$---	\$---	---
Expenditure Categories			
Crime Prevention	\$---	\$---	---
Victim Reparations	---	---	---
Exploited Youth Programs	---	---	---
Trafficking Victim Programs	---	---	---
Investigation Costs	---	---	---
Court Costs	---	---	---
Salaries	---	---	---
Professional Services	---	---	---
Travel	---	---	---
Training	---	4,000	---
Other Operating Expenses	---	---	---
Capital Expenditures	---	---	---
Non-Profit or Other Programs	---	---	---
Other Expenditures	---	---	---
Total Expenditures	\$---	\$4,000	---
Estimated Value of All Held Property	\$---	10,000	---
Year-End Balance	\$---	2,852	---

*The first year of reporting forfeiture expenditures is 2022. Entity with no data in 2022 has no expenditures to report.

Faribault Police Department

	2021	2022*	Percent
Expenditures	Expenditures	Expenditures	Change (\$)
Amount Received in the Previous Year	\$---	\$18,450	---
Expenditure Categories			
Crime Prevention	\$---	\$---	---
Victim Reparations	---	---	---
Exploited Youth Programs	---	---	---
Trafficking Victim Programs	---	---	---
Investigation Costs	---	---	---
Court Costs	---	---	---
Salaries	---	---	---
Professional Services	---	---	---
Travel	---	---	---
Training	---	---	---
Other Operating Expenses	---	---	---
Capital Expenditures	---	4,357	---
Non-Profit or Other Programs	---	---	---
Other Expenditures	---	---	---
Total Expenditures	\$---	\$4,357	---
Estimated Value of All Held Property	\$---	18,000	---
Year-End Balance	\$---	40,190	---

*The first year of reporting forfeiture expenditures is 2022. Entity with no data in 2022 has no expenditures to report.

Farmington Police Department

Expenditures	2021 Expenditures	2022* Expenditures	Percent Change (\$)
Amount Received in the Previous Year	\$---	\$21,677	---
Expenditure Categories			
Crime Prevention	\$---	\$---	---
Victim Reparations	---	---	---
Exploited Youth Programs	---	---	---
Trafficking Victim Programs	---	---	---
Investigation Costs	---	---	---
Court Costs	---	708	---
Salaries	---	---	---
Professional Services	---	---	---
Travel	---	---	---
Training	---	5,000	---
Other Operating Expenses	---	648	---
Capital Expenditures	---	10,360	---
Non-Profit or Other Programs	---	---	---
Other Expenditures	---	4,960	---
Total Expenditures	\$---	\$21,676	---
Estimated Value of All Held Property	\$---	\$---	---
Year-End Balance	\$---	\$---	---

*The first year of reporting forfeiture expenditures is 2022. Entity with no data in 2022 has no expenditures to report.

Fergus Falls Police Department

Expenditures	2021 Expenditures	2022* Expenditures	Percent Change (\$)
Amount Received in the Previous Year	\$---	\$5,763	---
Expenditure Categories			
Crime Prevention	\$---	\$---	---
Victim Reparations	---	---	---
Exploited Youth Programs	---	---	---
Trafficking Victim Programs	---	---	---
Investigation Costs	---	---	---
Court Costs	---	---	---
Salaries	---	---	---
Professional Services	---	---	---
Travel	---	---	---
Training	---	---	---
Other Operating Expenses	---	45	---
Capital Expenditures	---	---	---
Non-Profit or Other Programs	---	---	---
Other Expenditures	---	585	---
Total Expenditures	\$---	\$630	---
Estimated Value of All Held Property	\$---	\$---	---
Year-End Balance	\$---	28,165	---

*The first year of reporting forfeiture expenditures is 2022. Entity with no data in 2022 has no expenditures to report.

Fillmore County Attorney's Office

Expenditures	2021 Expenditures	2022* Expenditures	Percent Change (\$)
Amount Received in the Previous Year	\$---	\$500	---
Expenditure Categories			
Crime Prevention	\$---	50	---
Victim Reparations	---	---	---
Exploited Youth Programs	---	---	---
Trafficking Victim Programs	---	---	---
Investigation Costs	---	---	---
Court Costs	---	---	---
Salaries	---	---	---
Professional Services	---	---	---
Travel	---	---	---
Training	---	---	---
Other Operating Expenses	---	---	---
Capital Expenditures	---	---	---
Non-Profit or Other Programs	---	---	---
Other Expenditures	---	---	---
Total Expenditures	\$---	\$50	---
Estimated Value of All Held Property	\$---	\$---	---
Year-End Balance	\$---	40,103	---

*The first year of reporting forfeiture expenditures is 2022. Entity with no data in 2022 has no expenditures to report.

Fillmore County Sheriff's Office

Expenditures	2021 Expenditures	2022* Expenditures	Percent Change (\$)
Amount Received in the Previous Year	\$---	\$1,750	---
Expenditure Categories			
Crime Prevention	\$---	\$---	---
Victim Reparations	---	---	---
Exploited Youth Programs	---	---	---
Trafficking Victim Programs	---	---	---
Investigation Costs	---	---	---
Court Costs	---	---	---
Salaries	---	---	---
Professional Services	---	---	---
Travel	---	---	---
Training	---	---	---
Other Operating Expenses	---	1,336	---
Capital Expenditures	---	---	---
Non-Profit or Other Programs	---	---	---
Other Expenditures	---	1,337	---
Total Expenditures	\$---	\$2,673	---
Estimated Value of All Held Property	\$---	\$---	---
Year-End Balance	\$---	413	---

*The first year of reporting forfeiture expenditures is 2022. Entity with no data in 2022 has no expenditures to report.

Fisher Police Department

	2021	2022*	Percent
Expenditures	Expenditures	Expenditures	Change (\$)
Amount Received in the Previous Year	\$---	\$---	---
Expenditure Categories			
Crime Prevention	\$---	\$---	---
Victim Reparations	---	---	---
Exploited Youth Programs	---	---	---
Trafficking Victim Programs	---	---	---
Investigation Costs	---	---	---
Court Costs	---	---	---
Salaries	---	---	---
Professional Services	---	---	---
Travel	---	---	---
Training	---	---	---
Other Operating Expenses	---	---	---
Capital Expenditures	---	---	---
Non-Profit or Other Programs	---	---	---
Other Expenditures	---	---	---
Total Expenditures	\$---	\$---	---
Estimated Value of All Held Property	\$---	\$---	---
Year-End Balance	\$---	\$---	---

*The first year of reporting forfeiture expenditures is 2022. Entity with no data in 2022 has no expenditures to report.

Floodwood Police Department

	2021	2022*	Percent
Expenditures	Expenditures	Expenditures	Change (\$)
Amount Received in the Previous Year	\$---	\$---	---
Expenditure Categories			
Crime Prevention	\$---	\$---	---
Victim Reparations	---	---	---
Exploited Youth Programs	---	---	---
Trafficking Victim Programs	---	---	---
Investigation Costs	---	---	---
Court Costs	---	---	---
Salaries	---	---	---
Professional Services	---	---	---
Travel	---	---	---
Training	---	---	---
Other Operating Expenses	---	---	---
Capital Expenditures	---	---	---
Non-Profit or Other Programs	---	---	---
Other Expenditures	---	---	---
Total Expenditures	\$---	\$---	---
Estimated Value of All Held Property	\$---	\$---	---
Year-End Balance	\$---	\$---	---

*The first year of reporting forfeiture expenditures is 2022. Entity with no data in 2022 has no expenditures to report.

Foley Police Department

	2021	2022*	Percent
Expenditures	Expenditures	Expenditures	Change (\$)
Amount Received in the Previous Year	\$---	\$---	---
Expenditure Categories			
Crime Prevention	\$---	\$---	---
Victim Reparations	---	---	---
Exploited Youth Programs	---	---	---
Trafficking Victim Programs	---	---	---
Investigation Costs	---	---	---
Court Costs	---	---	---
Salaries	---	---	---
Professional Services	---	---	---
Travel	---	---	---
Training	---	---	---
Other Operating Expenses	---	---	---
Capital Expenditures	---	---	---
Non-Profit or Other Programs	---	---	---
Other Expenditures	---	---	---
Total Expenditures	\$---	\$---	---
Estimated Value of All Held Property	\$---	\$---	---
Year-End Balance	\$---	\$---	---

*The first year of reporting forfeiture expenditures is 2022. Entity with no data in 2022 has no expenditures to report.

Fond du Lac Tribal Police Department

	2021	2022*	Percent
Expenditures	Expenditures	Expenditures	Change (\$)
Amount Received in the Previous Year	\$---	\$1,492	---
Expenditure Categories			
Crime Prevention	\$---	\$---	---
Victim Reparations	---	---	---
Exploited Youth Programs	---	---	---
Trafficking Victim Programs	---	---	---
Investigation Costs	---	---	---
Court Costs	---	---	---
Salaries	---	---	---
Professional Services	---	---	---
Travel	---	---	---
Training	---	---	---
Other Operating Expenses	---	---	---
Capital Expenditures	---	---	---
Non-Profit or Other Programs	---	---	---
Other Expenditures	---	---	---
Total Expenditures	\$---	\$---	---
Estimated Value of All Held Property	\$---	\$---	---
Year-End Balance	\$---	\$1,477	---

*The first year of reporting forfeiture expenditures is 2022. Entity with no data in 2022 has no expenditures to report.

Forest Lake Police Department

Expenditures	2021 Expenditures	2022* Expenditures	Percent Change (\$)
Amount Received in the Previous Year	\$---	\$1,031	---
Expenditure Categories			
Crime Prevention	\$---	958	---
Victim Reparations	---	---	---
Exploited Youth Programs	---	---	---
Trafficking Victim Programs	---	---	---
Investigation Costs	---	---	---
Court Costs	---	73	---
Salaries	---	---	---
Professional Services	---	---	---
Travel	---	---	---
Training	---	---	---
Other Operating Expenses	---	---	---
Capital Expenditures	---	---	---
Non-Profit or Other Programs	---	---	---
Other Expenditures	---	---	---
Total Expenditures	\$---	\$1,031	---
Estimated Value of All Held Property	\$---	\$---	---
Year-End Balance	\$---	\$---	---

*The first year of reporting forfeiture expenditures is 2022. Entity with no data in 2022 has no expenditures to report.

Frazee Police Department

Expenditures	2021 Expenditures	2022* Expenditures	Percent Change (\$)
Amount Received in the Previous Year	\$---	\$---	---
Expenditure Categories			
Crime Prevention	\$---	\$---	---
Victim Reparations	---	---	---
Exploited Youth Programs	---	---	---
Trafficking Victim Programs	---	---	---
Investigation Costs	---	---	---
Court Costs	---	---	---
Salaries	---	---	---
Professional Services	---	---	---
Travel	---	---	---
Training	---	---	---
Other Operating Expenses	---	---	---
Capital Expenditures	---	---	---
Non-Profit or Other Programs	---	---	---
Other Expenditures	---	---	---
Total Expenditures	\$---	\$---	---
Estimated Value of All Held Property	\$---	10,000	---
Year-End Balance	\$---	\$---	---

*The first year of reporting forfeiture expenditures is 2022. Entity with no data in 2022 has no expenditures to report.

Freeborn County Attorney's Office

Expenditures	2021 Expenditures	2022* Expenditures	Percent Change (\$)
Amount Received in the Previous Year	\$---	\$1,661	---
Expenditure Categories			
Crime Prevention	\$---	\$---	---
Victim Reparations	---	---	---
Exploited Youth Programs	---	---	---
Trafficking Victim Programs	---	---	---
Investigation Costs	---	---	---
Court Costs	---	---	---
Salaries	---	---	---
Professional Services	---	---	---
Travel	---	---	---
Training	---	---	---
Other Operating Expenses	---	---	---
Capital Expenditures	---	---	---
Non-Profit or Other Programs	---	---	---
Other Expenditures	---	---	---
Total Expenditures	\$---	\$---	---
Estimated Value of All Held Property	\$---	900	---
Year-End Balance	\$---	46,184	---

*The first year of reporting forfeiture expenditures is 2022. Entity with no data in 2022 has no expenditures to report.

Freeborn County Sheriff's Office

Expenditures	2021 Expenditures	2022* Expenditures	Percent Change (\$)
Amount Received in the Previous Year	\$---	\$2,901	---
Expenditure Categories			
Crime Prevention	\$---	\$---	---
Victim Reparations	---	---	---
Exploited Youth Programs	---	---	---
Trafficking Victim Programs	---	---	---
Investigation Costs	---	---	---
Court Costs	---	---	---
Salaries	---	---	---
Professional Services	---	---	---
Travel	---	---	---
Training	---	---	---
Other Operating Expenses	---	---	---
Capital Expenditures	---	---	---
Non-Profit or Other Programs	---	---	---
Other Expenditures	---	---	---
Total Expenditures	\$---	\$---	---
Estimated Value of All Held Property	\$---	\$---	---
Year-End Balance	\$---	28,627	---

*The first year of reporting forfeiture expenditures is 2022. Entity with no data in 2022 has no expenditures to report.

Fridley Police Department

	2021	2022*	Percent
Expenditures	Expenditures	Expenditures	Change (\$)
Amount Received in the Previous Year	\$---	\$103,996	---
Expenditure Categories			
Crime Prevention	\$---	\$---	---
Victim Reparations	---	---	---
Exploited Youth Programs	---	---	---
Trafficking Victim Programs	---	---	---
Investigation Costs	---	---	---
Court Costs	---	29,730	---
Salaries	---	---	---
Professional Services	---	977	---
Travel	---	---	---
Training	---	---	---
Other Operating Expenses	---	---	---
Capital Expenditures	---	26,766	---
Non-Profit or Other Programs	---	---	---
Other Expenditures	---	4,426	---
Total Expenditures	\$---	\$61,899	---
Estimated Value of All Held Property	\$---	96,000	---
Year-End Balance	\$---	119,030	---

*The first year of reporting forfeiture expenditures is 2022. Entity with no data in 2022 has no expenditures to report.

Fulda Police Department

	2021	2022*	Percent
Expenditures	Expenditures	Expenditures	Change (\$)
Amount Received in the Previous Year	\$---	\$---	---
Expenditure Categories			
Crime Prevention	\$---	\$---	---
Victim Reparations	---	---	---
Exploited Youth Programs	---	---	---
Trafficking Victim Programs	---	---	---
Investigation Costs	---	---	---
Court Costs	---	---	---
Salaries	---	---	---
Professional Services	---	---	---
Travel	---	---	---
Training	---	---	---
Other Operating Expenses	---	---	---
Capital Expenditures	---	---	---
Non-Profit or Other Programs	---	---	---
Other Expenditures	---	---	---
Total Expenditures	\$---	\$---	---
Estimated Value of All Held Property	\$---	\$---	---
Year-End Balance	\$---	\$---	---

*The first year of reporting forfeiture expenditures is 2022. Entity with no data in 2022 has no expenditures to report.

Gaylord Police Department

	2021	2022*	Percent
Expenditures	Expenditures	Expenditures	Change (\$)
Amount Received in the Previous Year	\$---	\$16,470	---
Expenditure Categories			
Crime Prevention	\$---	\$---	---
Victim Reparations	---	---	---
Exploited Youth Programs	---	---	---
Trafficking Victim Programs	---	---	---
Investigation Costs	---	---	---
Court Costs	---	6,620	---
Salaries	---	---	---
Professional Services	---	---	---
Travel	---	---	---
Training	---	---	---
Other Operating Expenses	---	774	---
Capital Expenditures	---	409	---
Non-Profit or Other Programs	---	---	---
Other Expenditures	---	---	---
Total Expenditures	\$---	\$7,803	---
Estimated Value of All Held Property	\$---	8,667	---
Year-End Balance	\$---	17,905	---

*The first year of reporting forfeiture expenditures is 2022. Entity with no data in 2022 has no expenditures to report.

Gibbon Police Department

	2021	2022*	Percent
Expenditures	Expenditures	Expenditures	Change (\$)
Amount Received in the Previous Year	\$---	\$---	---
Expenditure Categories			
Crime Prevention	\$---	\$---	---
Victim Reparations	---	---	---
Exploited Youth Programs	---	---	---
Trafficking Victim Programs	---	---	---
Investigation Costs	---	---	---
Court Costs	---	---	---
Salaries	---	---	---
Professional Services	---	---	---
Travel	---	---	---
Training	---	---	---
Other Operating Expenses	---	---	---
Capital Expenditures	---	---	---
Non-Profit or Other Programs	---	---	---
Other Expenditures	---	---	---
Total Expenditures	\$---	\$---	---
Estimated Value of All Held Property	\$---	\$---	---
Year-End Balance	\$---	\$---	---

*The first year of reporting forfeiture expenditures is 2022. Entity with no data in 2022 has no expenditures to report.

Gilbert Police Department

Expenditures	2021 Expenditures	2022* Expenditures	Percent Change (\$)
Amount Received in the Previous Year	\$---	\$---	---
Expenditure Categories			
Crime Prevention	\$---	\$---	---
Victim Reparations	---	---	---
Exploited Youth Programs	---	---	---
Trafficking Victim Programs	---	---	---
Investigation Costs	---	---	---
Court Costs	---	---	---
Salaries	---	---	---
Professional Services	---	---	---
Travel	---	---	---
Training	---	---	---
Other Operating Expenses	---	---	---
Capital Expenditures	---	---	---
Non-Profit or Other Programs	---	---	---
Other Expenditures	---	---	---
Total Expenditures	\$---	\$---	---
Estimated Value of All Held Property	\$---	\$---	---
Year-End Balance	\$---	\$---	---

*The first year of reporting forfeiture expenditures is 2022. Entity with no data in 2022 has no expenditures to report.

Glencoe Police Department

Expenditures	2021 Expenditures	2022* Expenditures	Percent Change (\$)
Amount Received in the Previous Year	\$---	\$10,042	---
Expenditure Categories			
Crime Prevention	\$---	\$---	---
Victim Reparations	---	---	---
Exploited Youth Programs	---	---	---
Trafficking Victim Programs	---	---	---
Investigation Costs	---	---	---
Court Costs	---	---	---
Salaries	---	---	---
Professional Services	---	---	---
Travel	---	---	---
Training	---	---	---
Other Operating Expenses	---	---	---
Capital Expenditures	---	10,042	---
Non-Profit or Other Programs	---	---	---
Other Expenditures	---	---	---
Total Expenditures	\$---	\$10,042	---
Estimated Value of All Held Property	\$---	\$---	---
Year-End Balance	\$---	\$---	---

*The first year of reporting forfeiture expenditures is 2022. Entity with no data in 2022 has no expenditures to report.

Glenwood Police Department

Expenditures	2021 Expenditures	2022* Expenditures	Percent Change (\$)
Amount Received in the Previous Year	\$---	\$3,860	---
Expenditure Categories			
Crime Prevention	\$---	\$---	---
Victim Reparations	---	---	---
Exploited Youth Programs	---	---	---
Trafficking Victim Programs	---	---	---
Investigation Costs	---	---	---
Court Costs	---	---	---
Salaries	---	---	---
Professional Services	---	---	---
Travel	---	---	---
Training	---	---	---
Other Operating Expenses	---	---	---
Capital Expenditures	---	---	---
Non-Profit or Other Programs	---	---	---
Other Expenditures	---	1,577	---
Total Expenditures	\$---	\$1,577	---
Estimated Value of All Held Property	\$---	2,283	---
Year-End Balance	\$---	2,283	---

*The first year of reporting forfeiture expenditures is 2022. Entity with no data in 2022 has no expenditures to report.

Glyndon Police Department

Expenditures	2021 Expenditures	2022* Expenditures	Percent Change (\$)
Amount Received in the Previous Year	\$---	\$11,583	---
Expenditure Categories			
Crime Prevention	\$---	\$---	---
Victim Reparations	---	---	---
Exploited Youth Programs	---	---	---
Trafficking Victim Programs	---	---	---
Investigation Costs	---	---	---
Court Costs	---	2,994	---
Salaries	---	---	---
Professional Services	---	---	---
Travel	---	---	---
Training	---	---	---
Other Operating Expenses	---	---	---
Capital Expenditures	---	---	---
Non-Profit or Other Programs	---	---	---
Other Expenditures	---	---	---
Total Expenditures	\$---	\$2,994	---
Estimated Value of All Held Property	\$---	\$---	---
Year-End Balance	\$---	14,537	---

*The first year of reporting forfeiture expenditures is 2022. Entity with no data in 2022 has no expenditures to report.

Golden Valley Police Department

Expenditures	2021 Expenditures	2022* Expenditures	Percent Change (\$)
Amount Received in the Previous Year	\$---	\$20,408	---
Expenditure Categories			
Crime Prevention	\$---	\$---	---
Victim Reparations	---	---	---
Exploited Youth Programs	---	---	---
Trafficking Victim Programs	---	---	---
Investigation Costs	---	---	---
Court Costs	---	---	---
Salaries	---	---	---
Professional Services	---	---	---
Travel	---	---	---
Training	---	---	---
Other Operating Expenses	---	---	---
Capital Expenditures	---	---	---
Non-Profit or Other Programs	---	---	---
Other Expenditures	---	---	---
Total Expenditures	\$---	\$---	---
Estimated Value of All Held Property	\$---	35,000	---
Year-End Balance	\$---	24,408	---

*The first year of reporting forfeiture expenditures is 2022. Entity with no data in 2022 has no expenditures to report.

Goodhue County Attorney's Office

Expenditures	2021 Expenditures	2022* Expenditures	Percent Change (\$)
Amount Received in the Previous Year	\$---	\$7,778	---
Expenditure Categories			
Crime Prevention	\$---	\$---	---
Victim Reparations	---	---	---
Exploited Youth Programs	---	---	---
Trafficking Victim Programs	---	---	---
Investigation Costs	---	---	---
Court Costs	---	---	---
Salaries	---	---	---
Professional Services	---	---	---
Travel	---	---	---
Training	---	---	---
Other Operating Expenses	---	---	---
Capital Expenditures	---	---	---
Non-Profit or Other Programs	---	---	---
Other Expenditures	---	---	---
Total Expenditures	\$---	\$---	---
Estimated Value of All Held Property	\$---	\$---	---
Year-End Balance	\$---	\$---	---

*The first year of reporting forfeiture expenditures is 2022. Entity with no data in 2022 has no expenditures to report.

Goodhue County Sheriff's Office

Expenditures	2021 Expenditures	2022* Expenditures	Percent Change (\$)
Amount Received in the Previous Year	\$---	\$---	---
Expenditure Categories			
Crime Prevention	\$---	\$---	---
Victim Reparations	---	---	---
Exploited Youth Programs	---	---	---
Trafficking Victim Programs	---	---	---
Investigation Costs	---	---	---
Court Costs	---	---	---
Salaries	---	---	---
Professional Services	---	---	---
Travel	---	---	---
Training	---	---	---
Other Operating Expenses	---	---	---
Capital Expenditures	---	---	---
Non-Profit or Other Programs	---	---	---
Other Expenditures	---	---	---
Total Expenditures	\$---	\$---	---
Estimated Value of All Held Property	\$---	\$---	---
Year-End Balance	\$---	\$---	---

*The first year of reporting forfeiture expenditures is 2022. Entity with no data in 2022 has no expenditures to report.

Goodhue Police Department

Expenditures	2021 Expenditures	2022* Expenditures	Percent Change (\$)
Amount Received in the Previous Year	\$---	\$---	---
Expenditure Categories			
Crime Prevention	\$---	\$---	---
Victim Reparations	---	---	---
Exploited Youth Programs	---	---	---
Trafficking Victim Programs	---	---	---
Investigation Costs	---	---	---
Court Costs	---	---	---
Salaries	---	---	---
Professional Services	---	---	---
Travel	---	---	---
Training	---	---	---
Other Operating Expenses	---	---	---
Capital Expenditures	---	---	---
Non-Profit or Other Programs	---	---	---
Other Expenditures	---	---	---
Total Expenditures	\$---	\$---	---
Estimated Value of All Held Property	\$---	\$---	---
Year-End Balance	\$---	\$---	---

*The first year of reporting forfeiture expenditures is 2022. Entity with no data in 2022 has no expenditures to report.

Goodview Police Department

Expenditures	2021 Expenditures	2022* Expenditures	Percent Change (\$)
Amount Received in the Previous Year	\$---	\$---	---
Expenditure Categories			
Crime Prevention	\$---	\$---	---
Victim Reparations	---	---	---
Exploited Youth Programs	---	---	---
Trafficking Victim Programs	---	---	---
Investigation Costs	---	---	---
Court Costs	---	---	---
Salaries	---	---	---
Professional Services	---	---	---
Travel	---	---	---
Training	---	---	---
Other Operating Expenses	---	---	---
Capital Expenditures	---	---	---
Non-Profit or Other Programs	---	---	---
Other Expenditures	---	---	---
Total Expenditures	\$---	\$---	---
Estimated Value of All Held Property	\$---	500	---
Year-End Balance	\$---	\$---	---

*The first year of reporting forfeiture expenditures is 2022. Entity with no data in 2022 has no expenditures to report.

Grand Meadow Police Department

Expenditures	2021 Expenditures	2022* Expenditures	Percent Change (\$)
Amount Received in the Previous Year	\$---	\$---	---
Expenditure Categories			
Crime Prevention	\$---	\$---	---
Victim Reparations	---	---	---
Exploited Youth Programs	---	---	---
Trafficking Victim Programs	---	---	---
Investigation Costs	---	---	---
Court Costs	---	---	---
Salaries	---	---	---
Professional Services	---	---	---
Travel	---	---	---
Training	---	---	---
Other Operating Expenses	---	---	---
Capital Expenditures	---	---	---
Non-Profit or Other Programs	---	---	---
Other Expenditures	---	---	---
Total Expenditures	\$---	\$---	---
Estimated Value of All Held Property	\$---	\$---	---
Year-End Balance	\$---	\$---	---

*The first year of reporting forfeiture expenditures is 2022. Entity with no data in 2022 has no expenditures to report.

Grand Rapids Police Department

Expenditures	2021 Expenditures	2022* Expenditures	Percent Change (\$)
Amount Received in the Previous Year	\$---	\$11,597	---
Expenditure Categories			
Crime Prevention	\$---	\$---	---
Victim Reparations	---	---	---
Exploited Youth Programs	---	---	---
Trafficking Victim Programs	---	---	---
Investigation Costs	---	---	---
Court Costs	---	---	---
Salaries	---	---	---
Professional Services	---	---	---
Travel	---	---	---
Training	---	---	---
Other Operating Expenses	---	---	---
Capital Expenditures	---	38,097	---
Non-Profit or Other Programs	---	---	---
Other Expenditures	---	---	---
Total Expenditures	\$---	\$38,097	---
Estimated Value of All Held Property	\$---	\$---	---
Year-End Balance	\$---	19,247	---

*The first year of reporting forfeiture expenditures is 2022. Entity with no data in 2022 has no expenditures to report.

Granite Falls Police Department

Expenditures	2021 Expenditures	2022* Expenditures	Percent Change (\$)
Amount Received in the Previous Year	\$---	\$---	---
Expenditure Categories			
Crime Prevention	\$---	\$---	---
Victim Reparations	---	---	---
Exploited Youth Programs	---	---	---
Trafficking Victim Programs	---	---	---
Investigation Costs	---	---	---
Court Costs	---	---	---
Salaries	---	---	---
Professional Services	---	182	---
Travel	---	---	---
Training	---	---	---
Other Operating Expenses	---	---	---
Capital Expenditures	---	---	---
Non-Profit or Other Programs	---	---	---
Other Expenditures	---	---	---
Total Expenditures	\$---	\$182	---
Estimated Value of All Held Property	\$---	7,500	---
Year-End Balance	\$---	13,263	---

*The first year of reporting forfeiture expenditures is 2022. Entity with no data in 2022 has no expenditures to report.

Grant County Attorney's Office

Expenditures	2021 Expenditures	2022* Expenditures	Percent Change (\$)
Amount Received in the Previous Year	\$---	\$1,279	---
Expenditure Categories			
Crime Prevention	\$---	\$---	---
Victim Reparations	---	---	---
Exploited Youth Programs	---	---	---
Trafficking Victim Programs	---	---	---
Investigation Costs	---	---	---
Court Costs	---	---	---
Salaries	---	---	---
Professional Services	---	---	---
Travel	---	1,279	---
Training	---	---	---
Other Operating Expenses	---	---	---
Capital Expenditures	---	---	---
Non-Profit or Other Programs	---	---	---
Other Expenditures	---	---	---
Total Expenditures	\$---	\$1,279	---
Estimated Value of All Held Property	\$---	\$---	---
Year-End Balance	\$---	\$---	---

*The first year of reporting forfeiture expenditures is 2022. Entity with no data in 2022 has no expenditures to report.

Grant County Sheriff's Office

Expenditures	2021 Expenditures	2022* Expenditures	Percent Change (\$)
Amount Received in the Previous Year	\$---	\$3,100	---
Expenditure Categories			
Crime Prevention	\$---	\$---	---
Victim Reparations	---	---	---
Exploited Youth Programs	---	---	---
Trafficking Victim Programs	---	---	---
Investigation Costs	---	---	---
Court Costs	---	---	---
Salaries	---	---	---
Professional Services	---	---	---
Travel	---	---	---
Training	---	---	---
Other Operating Expenses	---	447	---
Capital Expenditures	---	---	---
Non-Profit or Other Programs	---	---	---
Other Expenditures	---	---	---
Total Expenditures	\$---	\$447	---
Estimated Value of All Held Property	\$---	5,000	---
Year-End Balance	\$---	31,021	---

*The first year of reporting forfeiture expenditures is 2022. Entity with no data in 2022 has no expenditures to report.

Hallock Police Department

Expenditures	2021 Expenditures	2022* Expenditures	Percent Change (\$)
Amount Received in the Previous Year	\$---	\$---	---
Expenditure Categories			
Crime Prevention	\$---	\$---	---
Victim Reparations	---	---	---
Exploited Youth Programs	---	---	---
Trafficking Victim Programs	---	---	---
Investigation Costs	---	---	---
Court Costs	---	---	---
Salaries	---	---	---
Professional Services	---	---	---
Travel	---	---	---
Training	---	---	---
Other Operating Expenses	---	---	---
Capital Expenditures	---	---	---
Non-Profit or Other Programs	---	---	---
Other Expenditures	---	---	---
Total Expenditures	\$---	\$---	---
Estimated Value of All Held Property	\$---	\$---	---
Year-End Balance	\$---	\$---	---

*The first year of reporting forfeiture expenditures is 2022. Entity with no data in 2022 has no expenditures to report.

Hastings Police Department

Expenditures	2021 Expenditures	2022* Expenditures	Percent Change (\$)
Amount Received in the Previous Year	\$---	\$3,895	---
Expenditure Categories			
Crime Prevention	\$---	\$---	---
Victim Reparations	---	---	---
Exploited Youth Programs	---	---	---
Trafficking Victim Programs	---	---	---
Investigation Costs	---	---	---
Court Costs	---	---	---
Salaries	---	---	---
Professional Services	---	---	---
Travel	---	---	---
Training	---	---	---
Other Operating Expenses	---	---	---
Capital Expenditures	---	---	---
Non-Profit or Other Programs	---	---	---
Other Expenditures	---	---	---
Total Expenditures	\$---	\$---	---
Estimated Value of All Held Property	\$---	\$---	---
Year-End Balance	\$---	49,742	---

*The first year of reporting forfeiture expenditures is 2022. Entity with no data in 2022 has no expenditures to report.

Hawley Police Department

Expenditures	2021 Expenditures	2022* Expenditures	Percent Change (\$)
Amount Received in the Previous Year	\$---	\$---	---
Expenditure Categories			
Crime Prevention	\$---	\$---	---
Victim Reparations	---	---	---
Exploited Youth Programs	---	---	---
Trafficking Victim Programs	---	---	---
Investigation Costs	---	---	---
Court Costs	---	---	---
Salaries	---	---	---
Professional Services	---	---	---
Travel	---	---	---
Training	---	---	---
Other Operating Expenses	---	---	---
Capital Expenditures	---	---	---
Non-Profit or Other Programs	---	---	---
Other Expenditures	---	---	---
Total Expenditures	\$---	\$---	---
Estimated Value of All Held Property	\$---	\$---	---
Year-End Balance	\$---	671	---

*The first year of reporting forfeiture expenditures is 2022. Entity with no data in 2022 has no expenditures to report.

Hector Police Department

Expenditures	2021 Expenditures	2022* Expenditures	Percent Change (\$)
Amount Received in the Previous Year	\$---	\$---	---
Expenditure Categories			
Crime Prevention	\$---	\$---	---
Victim Reparations	---	---	---
Exploited Youth Programs	---	---	---
Trafficking Victim Programs	---	---	---
Investigation Costs	---	---	---
Court Costs	---	---	---
Salaries	---	---	---
Professional Services	---	---	---
Travel	---	---	---
Training	---	---	---
Other Operating Expenses	---	---	---
Capital Expenditures	---	---	---
Non-Profit or Other Programs	---	---	---
Other Expenditures	---	---	---
Total Expenditures	\$---	\$---	---
Estimated Value of All Held Property	\$---	\$---	---
Year-End Balance	\$---	5,227	---

*The first year of reporting forfeiture expenditures is 2022. Entity with no data in 2022 has no expenditures to report.

Henderson Police Department

Expenditures	2021 Expenditures	2022* Expenditures	Percent Change (\$)
Amount Received in the Previous Year	\$---	\$6,001	---
Expenditure Categories			
Crime Prevention	\$---	\$---	---
Victim Reparations	---	---	---
Exploited Youth Programs	---	---	---
Trafficking Victim Programs	---	---	---
Investigation Costs	---	---	---
Court Costs	---	1,020	---
Salaries	---	---	---
Professional Services	---	---	---
Travel	---	---	---
Training	---	---	---
Other Operating Expenses	---	168	---
Capital Expenditures	---	---	---
Non-Profit or Other Programs	---	---	---
Other Expenditures	---	25	---
Total Expenditures	\$---	\$1,213	---
Estimated Value of All Held Property	\$---	\$---	---
Year-End Balance	\$---	6,001	---

*The first year of reporting forfeiture expenditures is 2022. Entity with no data in 2022 has no expenditures to report.

Hennepin County Attorney's Office

Expenditures	2021 Expenditures	2022* Expenditures	Percent Change (\$)
Amount Received in the Previous Year	\$---	\$217,014	---
Expenditure Categories			
Crime Prevention	\$---	\$---	---
Victim Reparations	---	---	---
Exploited Youth Programs	---	---	---
Trafficking Victim Programs	---	---	---
Investigation Costs	---	---	---
Court Costs	---	---	---
Salaries	---	---	---
Professional Services	---	6,100	---
Travel	---	10,170	---
Training	---	30,730	---
Other Operating Expenses	---	---	---
Capital Expenditures	---	3,000	---
Non-Profit or Other Programs	---	---	---
Other Expenditures	---	---	---
Total Expenditures	\$---	\$50,000	---
Estimated Value of All Held Property	\$---	\$---	---
Year-End Balance	\$---	1,339,134	---

*The first year of reporting forfeiture expenditures is 2022. Entity with no data in 2022 has no expenditures to report.

Hennepin County Sheriff's Office

	2021	2022*	Percent
Expenditures	Expenditures	Expenditures	Change (\$)
Amount Received in the Previous Year	\$---	\$30,000	---
Expenditure Categories			
Crime Prevention	\$---	\$---	---
Victim Reparations	---	---	---
Exploited Youth Programs	---	---	---
Trafficking Victim Programs	---	---	---
Investigation Costs	---	---	---
Court Costs	---	---	---
Salaries	---	5,464	---
Professional Services	---	---	---
Travel	---	---	---
Training	---	---	---
Other Operating Expenses	---	---	---
Capital Expenditures	---	---	---
Non-Profit or Other Programs	---	5,000	---
Other Expenditures	---	850	---
Total Expenditures	\$---	\$11,314	---
Estimated Value of All Held Property	\$---	18,000	---
Year-End Balance	\$---	65,679	---

*The first year of reporting forfeiture expenditures is 2022. Entity with no data in 2022 has no expenditures to report.

Hennepin County Violent Offenders Task Force

	2021	2022*	Percent
Expenditures	Expenditures	Expenditures	Change (\$)
Amount Received in the Previous Year	\$---	\$36,886	---
Expenditure Categories			
Crime Prevention	\$---	\$---	---
Victim Reparations	---	---	---
Exploited Youth Programs	---	---	---
Trafficking Victim Programs	---	---	---
Investigation Costs	---	---	---
Court Costs	---	---	---
Salaries	---	---	---
Professional Services	---	---	---
Travel	---	---	---
Training	---	395	---
Other Operating Expenses	---	---	---
Capital Expenditures	---	---	---
Non-Profit or Other Programs	---	---	---
Other Expenditures	---	100,000	---
Total Expenditures	\$---	\$100,395	---
Estimated Value of All Held Property	\$---	\$---	---
Year-End Balance	\$---	217,034	---

*The first year of reporting forfeiture expenditures is 2022. Entity with no data in 2022 has no expenditures to report.

Henning Police Department

	2021	2022*	Percent
Expenditures	Expenditures	Expenditures	Change (\$)
Amount Received in the Previous Year	\$---	\$---	---
Expenditure Categories			
Crime Prevention	\$---	\$---	---
Victim Reparations	---	---	---
Exploited Youth Programs	---	---	---
Trafficking Victim Programs	---	---	---
Investigation Costs	---	---	---
Court Costs	---	---	---
Salaries	---	---	---
Professional Services	---	---	---
Travel	---	---	---
Training	---	---	---
Other Operating Expenses	---	---	---
Capital Expenditures	---	---	---
Non-Profit or Other Programs	---	---	---
Other Expenditures	---	---	---
Total Expenditures	\$---	\$---	---
Estimated Value of All Held Property	\$---	\$---	---
Year-End Balance	\$---	\$---	---

*The first year of reporting forfeiture expenditures is 2022. Entity with no data in 2022 has no expenditures to report.

Hermantown Police Department

	2021	2022*	Percent
Expenditures	Expenditures	Expenditures	Change (\$)
Amount Received in the Previous Year	\$---	\$---	---
Expenditure Categories			
Crime Prevention	\$---	\$---	---
Victim Reparations	---	---	---
Exploited Youth Programs	---	---	---
Trafficking Victim Programs	---	---	---
Investigation Costs	---	---	---
Court Costs	---	---	---
Salaries	---	---	---
Professional Services	---	---	---
Travel	---	---	---
Training	---	---	---
Other Operating Expenses	---	---	---
Capital Expenditures	---	12,425	---
Non-Profit or Other Programs	---	---	---
Other Expenditures	---	---	---
Total Expenditures	\$---	\$12,425	---
Estimated Value of All Held Property	\$---	\$---	---
Year-End Balance	\$---	58,248	---

*The first year of reporting forfeiture expenditures is 2022. Entity with no data in 2022 has no expenditures to report.

Heron Lake-Okabena Police Department

	2021	2022*	Percent
Expenditures	Expenditures	Expenditures	Change (\$)
Amount Received in the Previous Year	\$---	\$---	---
Expenditure Categories			
Crime Prevention	\$---	\$---	---
Victim Reparations	---	---	---
Exploited Youth Programs	---	---	---
Trafficking Victim Programs	---	---	---
Investigation Costs	---	---	---
Court Costs	---	---	---
Salaries	---	---	---
Professional Services	---	---	---
Travel	---	---	---
Training	---	---	---
Other Operating Expenses	---	---	---
Capital Expenditures	---	---	---
Non-Profit or Other Programs	---	---	---
Other Expenditures	---	---	---
Total Expenditures	\$---	\$---	---
Estimated Value of All Held Property	\$---	\$---	---
Year-End Balance	\$---	\$---	---

*The first year of reporting forfeiture expenditures is 2022. Entity with no data in 2022 has no expenditures to report.

Hibbing Police Department

	2021	2022*	Percent
Expenditures	Expenditures	Expenditures	Change (\$)
Amount Received in the Previous Year	\$---	\$5,989	---
Expenditure Categories			
Crime Prevention	\$---	\$---	---
Victim Reparations	---	---	---
Exploited Youth Programs	---	---	---
Trafficking Victim Programs	---	---	---
Investigation Costs	---	---	---
Court Costs	---	718	---
Salaries	---	---	---
Professional Services	---	359	---
Travel	---	---	---
Training	---	---	---
Other Operating Expenses	---	---	---
Capital Expenditures	---	4,912	---
Non-Profit or Other Programs	---	---	---
Other Expenditures	---	---	---
Total Expenditures	\$---	\$5,989	---
Estimated Value of All Held Property	\$---	\$---	---
Year-End Balance	\$---	\$---	---

*The first year of reporting forfeiture expenditures is 2022. Entity with no data in 2022 has no expenditures to report.

Hill City Police Department

	2021	2022*	Percent
Expenditures	Expenditures	Expenditures	Change (\$)
Amount Received in the Previous Year	\$---	\$20,000	---
Expenditure Categories			
Crime Prevention	\$---	\$---	---
Victim Reparations	---	---	---
Exploited Youth Programs	---	---	---
Trafficking Victim Programs	---	---	---
Investigation Costs	---	---	---
Court Costs	---	---	---
Salaries	---	---	---
Professional Services	---	---	---
Travel	---	---	---
Training	---	---	---
Other Operating Expenses	---	---	---
Capital Expenditures	---	20,000	---
Non-Profit or Other Programs	---	---	---
Other Expenditures	---	---	---
Total Expenditures	\$---	\$20,000	---
Estimated Value of All Held Property	\$---	\$---	---
Year-End Balance	\$---	9,000	---

*The first year of reporting forfeiture expenditures is 2022. Entity with no data in 2022 has no expenditures to report.

Hokah Police Department

	2021	2022*	Percent
Expenditures	Expenditures	Expenditures	Change (\$)
Amount Received in the Previous Year	\$---	\$---	---
Expenditure Categories			
Crime Prevention	\$---	\$---	---
Victim Reparations	---	---	---
Exploited Youth Programs	---	---	---
Trafficking Victim Programs	---	---	---
Investigation Costs	---	---	---
Court Costs	---	---	---
Salaries	---	---	---
Professional Services	---	---	---
Travel	---	---	---
Training	---	---	---
Other Operating Expenses	---	---	---
Capital Expenditures	---	---	---
Non-Profit or Other Programs	---	---	---
Other Expenditures	---	---	---
Total Expenditures	\$---	\$---	---
Estimated Value of All Held Property	\$---	\$---	---
Year-End Balance	\$---	\$---	---

*The first year of reporting forfeiture expenditures is 2022. Entity with no data in 2022 has no expenditures to report.

Hopkins Police Department

Expenditures	2021 Expenditures	2022* Expenditures	Percent Change (\$)
Amount Received in the Previous Year	\$---	\$17,178	---
Expenditure Categories			
Crime Prevention	\$---	\$---	---
Victim Reparations	---	---	---
Exploited Youth Programs	---	---	---
Trafficking Victim Programs	---	---	---
Investigation Costs	---	---	---
Court Costs	---	---	---
Salaries	---	756	---
Professional Services	---	---	---
Travel	---	---	---
Training	---	---	---
Other Operating Expenses	---	1,225	---
Capital Expenditures	---	---	---
Non-Profit or Other Programs	---	---	---
Other Expenditures	---	---	---
Total Expenditures	\$---	\$1,981	---
Estimated Value of All Held Property	\$---	\$---	---
Year-End Balance	\$---	27,673	---

*The first year of reporting forfeiture expenditures is 2022. Entity with no data in 2022 has no expenditures to report.

Houston County Attorney's Office

Expenditures	2021 Expenditures	2022* Expenditures	Percent Change (\$)
Amount Received in the Previous Year	\$---	\$4,552	---
Expenditure Categories			
Crime Prevention	\$---	\$---	---
Victim Reparations	---	---	---
Exploited Youth Programs	---	---	---
Trafficking Victim Programs	---	---	---
Investigation Costs	---	---	---
Court Costs	---	---	---
Salaries	---	---	---
Professional Services	---	---	---
Travel	---	---	---
Training	---	---	---
Other Operating Expenses	---	1,266	---
Capital Expenditures	---	---	---
Non-Profit or Other Programs	---	167	---
Other Expenditures	---	---	---
Total Expenditures	\$---	\$1,433	---
Estimated Value of All Held Property	\$---	\$---	---
Year-End Balance	\$---	12,178	---

*The first year of reporting forfeiture expenditures is 2022. Entity with no data in 2022 has no expenditures to report.

Houston County Sheriff's Office

Expenditures	2021 Expenditures	2022* Expenditures	Percent Change (\$)
Amount Received in the Previous Year	\$---	\$10,575	---
Expenditure Categories			
Crime Prevention	\$---	\$---	---
Victim Reparations	---	---	---
Exploited Youth Programs	---	---	---
Trafficking Victim Programs	---	---	---
Investigation Costs	---	---	---
Court Costs	---	---	---
Salaries	---	---	---
Professional Services	---	---	---
Travel	---	---	---
Training	---	---	---
Other Operating Expenses	---	---	---
Capital Expenditures	---	---	---
Non-Profit or Other Programs	---	---	---
Other Expenditures	---	1,876	---
Total Expenditures	\$---	\$1,876	---
Estimated Value of All Held Property	\$---	\$---	---
Year-End Balance	\$---	11,188	---

*The first year of reporting forfeiture expenditures is 2022. Entity with no data in 2022 has no expenditures to report.

Houston Police Department

Expenditures	2021 Expenditures	2022* Expenditures	Percent Change (\$)
Amount Received in the Previous Year	\$---	\$---	---
Expenditure Categories			
Crime Prevention	\$---	\$---	---
Victim Reparations	---	---	---
Exploited Youth Programs	---	---	---
Trafficking Victim Programs	---	---	---
Investigation Costs	---	---	---
Court Costs	---	---	---
Salaries	---	---	---
Professional Services	---	---	---
Travel	---	---	---
Training	---	---	---
Other Operating Expenses	---	---	---
Capital Expenditures	---	---	---
Non-Profit or Other Programs	---	---	---
Other Expenditures	---	---	---
Total Expenditures	\$---	\$---	---
Estimated Value of All Held Property	\$---	\$---	---
Year-End Balance	\$---	\$---	---

*The first year of reporting forfeiture expenditures is 2022. Entity with no data in 2022 has no expenditures to report.

Howard Lake Police Department

Expenditures	2021 Expenditures	2022* Expenditures	Percent Change (\$)
Amount Received in the Previous Year	\$---	\$9,375	---
Expenditure Categories			
Crime Prevention	\$---	\$---	---
Victim Reparations	---	---	---
Exploited Youth Programs	---	---	---
Trafficking Victim Programs	---	---	---
Investigation Costs	---	---	---
Court Costs	---	---	---
Salaries	---	---	---
Professional Services	---	---	---
Travel	---	---	---
Training	---	---	---
Other Operating Expenses	---	---	---
Capital Expenditures	---	---	---
Non-Profit or Other Programs	---	---	---
Other Expenditures	---	---	---
Total Expenditures	\$---	\$---	---
Estimated Value of All Held Property	\$---	\$---	---
Year-End Balance	\$---	15,139	---

*The first year of reporting forfeiture expenditures is 2022. Entity with no data in 2022 has no expenditures to report.

Hubbard County Attorney's Office

Expenditures	2021 Expenditures	2022* Expenditures	Percent Change (\$)
Amount Received in the Previous Year	\$---	\$12,427	---
Expenditure Categories			
Crime Prevention	\$---	\$---	---
Victim Reparations	---	---	---
Exploited Youth Programs	---	---	---
Trafficking Victim Programs	---	---	---
Investigation Costs	---	---	---
Court Costs	---	---	---
Salaries	---	---	---
Professional Services	---	---	---
Travel	---	---	---
Training	---	---	---
Other Operating Expenses	---	3,754	---
Capital Expenditures	---	---	---
Non-Profit or Other Programs	---	---	---
Other Expenditures	---	---	---
Total Expenditures	\$---	\$3,754	---
Estimated Value of All Held Property	\$---	\$---	---
Year-End Balance	\$---	8,673	---

*The first year of reporting forfeiture expenditures is 2022. Entity with no data in 2022 has no expenditures to report.

Hubbard County Sheriff's Office

Expenditures	2021 Expenditures	2022* Expenditures	Percent Change (\$)
Amount Received in the Previous Year	\$---	\$64,514	---
Expenditure Categories			
Crime Prevention	\$---	\$---	---
Victim Reparations	---	---	---
Exploited Youth Programs	---	---	---
Trafficking Victim Programs	---	---	---
Investigation Costs	---	3,731	---
Court Costs	---	---	---
Salaries	---	---	---
Professional Services	---	---	---
Travel	---	---	---
Training	---	---	---
Other Operating Expenses	---	1,151	---
Capital Expenditures	---	29,266	---
Non-Profit or Other Programs	---	---	---
Other Expenditures	---	---	---
Total Expenditures	\$---	\$34,148	---
Estimated Value of All Held Property	\$---	\$---	---
Year-End Balance	\$---	30,119	---

*The first year of reporting forfeiture expenditures is 2022. Entity with no data in 2022 has no expenditures to report.

Hutchinson Police Department

Expenditures	2021 Expenditures	2022* Expenditures	Percent Change (\$)
Amount Received in the Previous Year	\$---	\$---	---
Expenditure Categories			
Crime Prevention	\$---	\$---	---
Victim Reparations	---	---	---
Exploited Youth Programs	---	---	---
Trafficking Victim Programs	---	---	---
Investigation Costs	---	---	---
Court Costs	---	---	---
Salaries	---	---	---
Professional Services	---	---	---
Travel	---	---	---
Training	---	---	---
Other Operating Expenses	---	---	---
Capital Expenditures	---	---	---
Non-Profit or Other Programs	---	---	---
Other Expenditures	---	---	---
Total Expenditures	\$---	\$---	---
Estimated Value of All Held Property	\$---	\$---	---
Year-End Balance	\$---	\$---	---

*The first year of reporting forfeiture expenditures is 2022. Entity with no data in 2022 has no expenditures to report.

International Falls Police Department

Expenditures	2021 Expenditures	2022* Expenditures	Percent Change (\$)
Amount Received in the Previous Year	\$---	\$---	---
Expenditure Categories			
Crime Prevention	\$---	\$---	---
Victim Reparations	---	---	---
Exploited Youth Programs	---	---	---
Trafficking Victim Programs	---	---	---
Investigation Costs	---	---	---
Court Costs	---	---	---
Salaries	---	---	---
Professional Services	---	---	---
Travel	---	---	---
Training	---	41,155	---
Other Operating Expenses	---	36	---
Capital Expenditures	---	5,373	---
Non-Profit or Other Programs	---	---	---
Other Expenditures	---	4,742	---
Total Expenditures	\$---	\$51,306	---
Estimated Value of All Held Property	\$---	24,000	---
Year-End Balance	\$---	28,286	---

*The first year of reporting forfeiture expenditures is 2022. Entity with no data in 2022 has no expenditures to report.

Inver Grove Heights Public Safety Department

Expenditures	2021 Expenditures	2022* Expenditures	Percent Change (\$)
Amount Received in the Previous Year	\$---	\$52,817	---
Expenditure Categories			
Crime Prevention	\$---	\$---	---
Victim Reparations	---	---	---
Exploited Youth Programs	---	---	---
Trafficking Victim Programs	---	---	---
Investigation Costs	---	---	---
Court Costs	---	3,659	---
Salaries	---	---	---
Professional Services	---	---	---
Travel	---	---	---
Training	---	---	---
Other Operating Expenses	---	1,024	---
Capital Expenditures	---	14,899	---
Non-Profit or Other Programs	---	---	---
Other Expenditures	---	---	---
Total Expenditures	\$---	\$19,582	---
Estimated Value of All Held Property	\$---	20,000	---
Year-End Balance	\$---	112,383	---

*The first year of reporting forfeiture expenditures is 2022. Entity with no data in 2022 has no expenditures to report.

Isanti County Attorney's Office

Expenditures	2021 Expenditures	2022* Expenditures	Percent Change (\$)
Amount Received in the Previous Year	\$---	\$393	---
Expenditure Categories			
Crime Prevention	\$---	\$---	---
Victim Reparations	---	---	---
Exploited Youth Programs	---	---	---
Trafficking Victim Programs	---	---	---
Investigation Costs	---	---	---
Court Costs	---	---	---
Salaries	---	---	---
Professional Services	---	9,950	---
Travel	---	---	---
Training	---	---	---
Other Operating Expenses	---	992	---
Capital Expenditures	---	---	---
Non-Profit or Other Programs	---	---	---
Other Expenditures	---	---	---
Total Expenditures	\$---	\$10,942	---
Estimated Value of All Held Property	\$---	\$---	---
Year-End Balance	\$---	49,403	---

*The first year of reporting forfeiture expenditures is 2022. Entity with no data in 2022 has no expenditures to report.

Isanti County Sheriff's Office

Expenditures	2021 Expenditures	2022* Expenditures	Percent Change (\$)
Amount Received in the Previous Year	\$---	\$5,540	---
Expenditure Categories			
Crime Prevention	\$---	\$---	---
Victim Reparations	---	---	---
Exploited Youth Programs	---	---	---
Trafficking Victim Programs	---	---	---
Investigation Costs	---	---	---
Court Costs	---	---	---
Salaries	---	---	---
Professional Services	---	382	---
Travel	---	---	---
Training	---	2,666	---
Other Operating Expenses	---	---	---
Capital Expenditures	---	2,884	---
Non-Profit or Other Programs	---	---	---
Other Expenditures	---	---	---
Total Expenditures	\$---	\$5,932	---
Estimated Value of All Held Property	\$---	\$---	---
Year-End Balance	\$---	\$---	---

*The first year of reporting forfeiture expenditures is 2022. Entity with no data in 2022 has no expenditures to report.

Isanti Police Department

	2021	2022*	Percent
Expenditures	Expenditures	Expenditures	Change (\$)
Amount Received in the Previous Year	\$---	\$---	---
Expenditure Categories			
Crime Prevention	\$---	\$---	---
Victim Reparations	---	---	---
Exploited Youth Programs	---	---	---
Trafficking Victim Programs	---	---	---
Investigation Costs	---	---	---
Court Costs	---	---	---
Salaries	---	---	---
Professional Services	---	---	---
Travel	---	---	---
Training	---	---	---
Other Operating Expenses	---	---	---
Capital Expenditures	---	---	---
Non-Profit or Other Programs	---	---	---
Other Expenditures	---	---	---
Total Expenditures	\$---	\$---	---
Estimated Value of All Held Property	\$---	\$---	---
Year-End Balance	\$---	\$---	---

*The first year of reporting forfeiture expenditures is 2022. Entity with no data in 2022 has no expenditures to report.

Isle Police Department

	2021	2022*	Percent
Expenditures	Expenditures	Expenditures	Change (\$)
Amount Received in the Previous Year	\$---	\$9,350	---
Expenditure Categories			
Crime Prevention	\$---	\$---	---
Victim Reparations	---	---	---
Exploited Youth Programs	---	---	---
Trafficking Victim Programs	---	---	---
Investigation Costs	---	---	---
Court Costs	---	---	---
Salaries	---	---	---
Professional Services	---	---	---
Travel	---	---	---
Training	---	---	---
Other Operating Expenses	---	---	---
Capital Expenditures	---	---	---
Non-Profit or Other Programs	---	---	---
Other Expenditures	---	---	---
Total Expenditures	\$---	\$---	---
Estimated Value of All Held Property	\$---	3,000	---
Year-End Balance	\$---	9,350	---

*The first year of reporting forfeiture expenditures is 2022. Entity with no data in 2022 has no expenditures to report.

Itasca County Attorney's Office

	2021	2022*	Percent
Expenditures	Expenditures	Expenditures	Change (\$)
Amount Received in the Previous Year	\$---	\$23,237	---
Expenditure Categories			
Crime Prevention	\$---	\$---	---
Victim Reparations	---	---	---
Exploited Youth Programs	---	---	---
Trafficking Victim Programs	---	---	---
Investigation Costs	---	---	---
Court Costs	---	---	---
Salaries	---	---	---
Professional Services	---	---	---
Travel	---	---	---
Training	---	789	---
Other Operating Expenses	---	3,322	---
Capital Expenditures	---	15,603	---
Non-Profit or Other Programs	---	2,135	---
Other Expenditures	---	166	---
Total Expenditures	\$---	\$22,015	---
Estimated Value of All Held Property	\$---	\$---	---
Year-End Balance	\$---	237,218	---

*The first year of reporting forfeiture expenditures is 2022. Entity with no data in 2022 has no expenditures to report.

Itasca County Sheriff's Office

	2021	2022*	Percent
Expenditures	Expenditures	Expenditures	Change (\$)
Amount Received in the Previous Year	\$---	\$28,454	---
Expenditure Categories			
Crime Prevention	\$---	\$---	---
Victim Reparations	---	---	---
Exploited Youth Programs	---	---	---
Trafficking Victim Programs	---	---	---
Investigation Costs	---	---	---
Court Costs	---	---	---
Salaries	---	---	---
Professional Services	---	---	---
Travel	---	---	---
Training	---	---	---
Other Operating Expenses	---	---	---
Capital Expenditures	---	---	---
Non-Profit or Other Programs	---	---	---
Other Expenditures	---	---	---
Total Expenditures	\$---	\$---	---
Estimated Value of All Held Property	\$---	18,820	---
Year-End Balance	\$---	136,893	---

*The first year of reporting forfeiture expenditures is 2022. Entity with no data in 2022 has no expenditures to report.

Ivanhoe Police Department

Expenditures	2021 Expenditures	2022* Expenditures	Percent Change (\$)
Amount Received in the Previous Year	\$---	\$---	---
Expenditure Categories			
Crime Prevention	\$---	\$---	---
Victim Reparations	---	---	---
Exploited Youth Programs	---	---	---
Trafficking Victim Programs	---	---	---
Investigation Costs	---	---	---
Court Costs	---	---	---
Salaries	---	---	---
Professional Services	---	---	---
Travel	---	---	---
Training	---	---	---
Other Operating Expenses	---	---	---
Capital Expenditures	---	---	---
Non-Profit or Other Programs	---	---	---
Other Expenditures	---	---	---
Total Expenditures	\$---	\$---	---
Estimated Value of All Held Property	\$---	\$---	---
Year-End Balance	\$---	\$---	---

*The first year of reporting forfeiture expenditures is 2022. Entity with no data in 2022 has no expenditures to report.

Jackson County Attorney's Office

Expenditures	2021 Expenditures	2022* Expenditures	Percent Change (\$)
Amount Received in the Previous Year	\$---	\$1,453	---
Expenditure Categories			
Crime Prevention	\$---	\$---	---
Victim Reparations	---	---	---
Exploited Youth Programs	---	---	---
Trafficking Victim Programs	---	---	---
Investigation Costs	---	---	---
Court Costs	---	---	---
Salaries	---	---	---
Professional Services	---	---	---
Travel	---	---	---
Training	---	---	---
Other Operating Expenses	---	---	---
Capital Expenditures	---	---	---
Non-Profit or Other Programs	---	---	---
Other Expenditures	---	---	---
Total Expenditures	\$---	\$---	---
Estimated Value of All Held Property	\$---	5,000	---
Year-End Balance	\$---	23,201	---

*The first year of reporting forfeiture expenditures is 2022. Entity with no data in 2022 has no expenditures to report.

Jackson County Sheriff's Office

Expenditures	2021 Expenditures	2022* Expenditures	Percent Change (\$)
Amount Received in the Previous Year	\$---	\$3,359	---
Expenditure Categories			
Crime Prevention	\$---	\$---	---
Victim Reparations	---	---	---
Exploited Youth Programs	---	---	---
Trafficking Victim Programs	---	---	---
Investigation Costs	---	---	---
Court Costs	---	---	---
Salaries	---	---	---
Professional Services	---	---	---
Travel	---	---	---
Training	---	---	---
Other Operating Expenses	---	---	---
Capital Expenditures	---	---	---
Non-Profit or Other Programs	---	---	---
Other Expenditures	---	---	---
Total Expenditures	\$---	\$---	---
Estimated Value of All Held Property	\$---	\$---	---
Year-End Balance	\$---	3,036	---

*The first year of reporting forfeiture expenditures is 2022. Entity with no data in 2022 has no expenditures to report.

Janesville Police Department

Expenditures	2021 Expenditures	2022* Expenditures	Percent Change (\$)
Amount Received in the Previous Year	\$---	\$2,500	---
Expenditure Categories			
Crime Prevention	\$---	\$---	---
Victim Reparations	---	---	---
Exploited Youth Programs	---	---	---
Trafficking Victim Programs	---	---	---
Investigation Costs	---	---	---
Court Costs	---	---	---
Salaries	---	---	---
Professional Services	---	---	---
Travel	---	---	---
Training	---	---	---
Other Operating Expenses	---	---	---
Capital Expenditures	---	---	---
Non-Profit or Other Programs	---	---	---
Other Expenditures	---	---	---
Total Expenditures	\$---	\$---	---
Estimated Value of All Held Property	\$---	3,072	---
Year-End Balance	\$---	2,936	---

*The first year of reporting forfeiture expenditures is 2022. Entity with no data in 2022 has no expenditures to report.

Jordan Police Department

	2021	2022*	Percent
Expenditures	Expenditures	Expenditures	Change (\$)
Amount Received in the Previous Year	\$---	\$17,242	---
Expenditure Categories			
Crime Prevention	\$---	1,250	---
Victim Reparations	---	---	---
Exploited Youth Programs	---	---	---
Trafficking Victim Programs	---	---	---
Investigation Costs	---	---	---
Court Costs	---	---	---
Salaries	---	---	---
Professional Services	---	750	---
Travel	---	---	---
Training	---	---	---
Other Operating Expenses	---	---	---
Capital Expenditures	---	5,880	---
Non-Profit or Other Programs	---	---	---
Other Expenditures	---	1,345	---
Total Expenditures	\$---	\$9,225	---
Estimated Value of All Held Property	\$---	1,197	---
Year-End Balance	\$---	22,826	---

*The first year of reporting forfeiture expenditures is 2022. Entity with no data in 2022 has no expenditures to report.

Kanabec County Attorney's Office

	2021	2022*	Percent
Expenditures	Expenditures	Expenditures	Change (\$)
Amount Received in the Previous Year	\$---	\$788	---
Expenditure Categories			
Crime Prevention	\$---	\$---	---
Victim Reparations	---	---	---
Exploited Youth Programs	---	---	---
Trafficking Victim Programs	---	---	---
Investigation Costs	---	---	---
Court Costs	---	---	---
Salaries	---	---	---
Professional Services	---	---	---
Travel	---	---	---
Training	---	---	---
Other Operating Expenses	---	130	---
Capital Expenditures	---	---	---
Non-Profit or Other Programs	---	---	---
Other Expenditures	---	---	---
Total Expenditures	\$---	\$130	---
Estimated Value of All Held Property	\$---	\$---	---
Year-End Balance	\$---	\$---	---

*The first year of reporting forfeiture expenditures is 2022. Entity with no data in 2022 has no expenditures to report.

Kanabec County Sheriff's Office

	2021	2022*	Percent
Expenditures	Expenditures	Expenditures	Change (\$)
Amount Received in the Previous Year	\$---	\$---	---
Expenditure Categories			
Crime Prevention	\$---	\$---	---
Victim Reparations	---	---	---
Exploited Youth Programs	---	---	---
Trafficking Victim Programs	---	---	---
Investigation Costs	---	400	---
Court Costs	---	---	---
Salaries	---	---	---
Professional Services	---	---	---
Travel	---	---	---
Training	---	250	---
Other Operating Expenses	---	250	---
Capital Expenditures	---	500	---
Non-Profit or Other Programs	---	---	---
Other Expenditures	---	---	---
Total Expenditures	\$---	\$1,400	---
Estimated Value of All Held Property	\$---	\$---	---
Year-End Balance	\$---	9,450	---

*The first year of reporting forfeiture expenditures is 2022. Entity with no data in 2022 has no expenditures to report.

Kandiyohi County Attorney's Office

	2021	2022*	Percent
Expenditures	Expenditures	Expenditures	Change (\$)
Amount Received in the Previous Year	\$---	\$23,093	---
Expenditure Categories			
Crime Prevention	\$---	6,000	---
Victim Reparations	---	---	---
Exploited Youth Programs	---	---	---
Trafficking Victim Programs	---	---	---
Investigation Costs	---	---	---
Court Costs	---	---	---
Salaries	---	---	---
Professional Services	---	---	---
Travel	---	---	---
Training	---	---	---
Other Operating Expenses	---	---	---
Capital Expenditures	---	---	---
Non-Profit or Other Programs	---	---	---
Other Expenditures	---	---	---
Total Expenditures	\$---	\$6,000	---
Estimated Value of All Held Property	\$---	\$---	---
Year-End Balance	\$---	77,149	---

*The first year of reporting forfeiture expenditures is 2022. Entity with no data in 2022 has no expenditures to report.

Kandiyohi County Sheriff's Office

	2021	2022*	Percent
Expenditures	Expenditures	Expenditures	Change (\$)
Amount Received in the Previous Year	\$---	\$29,741	---
Expenditure Categories			
Crime Prevention	\$---	\$---	---
Victim Reparations	---	---	---
Exploited Youth Programs	---	---	---
Trafficking Victim Programs	---	---	---
Investigation Costs	---	---	---
Court Costs	---	---	---
Salaries	---	---	---
Professional Services	---	---	---
Travel	---	---	---
Training	---	---	---
Other Operating Expenses	---	---	---
Capital Expenditures	---	---	---
Non-Profit or Other Programs	---	---	---
Other Expenditures	---	---	---
Total Expenditures	\$---	\$---	---
Estimated Value of All Held Property	\$---	54,026	---
Year-End Balance	\$---	29,232	---

*The first year of reporting forfeiture expenditures is 2022. Entity with no data in 2022 has no expenditures to report.

Kasson Police Department

	2021	2022*	Percent
Expenditures	Expenditures	Expenditures	Change (\$)
Amount Received in the Previous Year	\$---	\$---	---
Expenditure Categories			
Crime Prevention	\$---	\$---	---
Victim Reparations	---	---	---
Exploited Youth Programs	---	---	---
Trafficking Victim Programs	---	---	---
Investigation Costs	---	---	---
Court Costs	---	---	---
Salaries	---	---	---
Professional Services	---	---	---
Travel	---	---	---
Training	---	---	---
Other Operating Expenses	---	---	---
Capital Expenditures	---	---	---
Non-Profit or Other Programs	---	---	---
Other Expenditures	---	---	---
Total Expenditures	\$---	\$---	---
Estimated Value of All Held Property	\$---	\$---	---
Year-End Balance	\$---	\$---	---

*The first year of reporting forfeiture expenditures is 2022. Entity with no data in 2022 has no expenditures to report.

Keewatin Police Department

	2021	2022*	Percent
Expenditures	Expenditures	Expenditures	Change (\$)
Amount Received in the Previous Year	\$---	\$4,624	---
Expenditure Categories			
Crime Prevention	\$---	\$---	---
Victim Reparations	---	---	---
Exploited Youth Programs	---	---	---
Trafficking Victim Programs	---	---	---
Investigation Costs	---	---	---
Court Costs	---	---	---
Salaries	---	---	---
Professional Services	---	---	---
Travel	---	---	---
Training	---	---	---
Other Operating Expenses	---	---	---
Capital Expenditures	---	1,165	---
Non-Profit or Other Programs	---	---	---
Other Expenditures	---	---	---
Total Expenditures	\$---	\$1,165	---
Estimated Value of All Held Property	\$---	\$---	---
Year-End Balance	\$---	5,458	---

*The first year of reporting forfeiture expenditures is 2022. Entity with no data in 2022 has no expenditures to report.

Kenyon Police Department

	2021	2022*	Percent
Expenditures	Expenditures	Expenditures	Change (\$)
Amount Received in the Previous Year	\$---	\$---	---
Expenditure Categories			
Crime Prevention	\$---	\$---	---
Victim Reparations	---	---	---
Exploited Youth Programs	---	---	---
Trafficking Victim Programs	---	---	---
Investigation Costs	---	---	---
Court Costs	---	---	---
Salaries	---	---	---
Professional Services	---	---	---
Travel	---	---	---
Training	---	---	---
Other Operating Expenses	---	---	---
Capital Expenditures	---	---	---
Non-Profit or Other Programs	---	---	---
Other Expenditures	---	---	---
Total Expenditures	\$---	\$---	---
Estimated Value of All Held Property	\$---	\$---	---
Year-End Balance	\$---	\$---	---

*The first year of reporting forfeiture expenditures is 2022. Entity with no data in 2022 has no expenditures to report.

Kimball Police Department

Expenditures	2021 Expenditures	2022* Expenditures	Percent Change (\$)
Amount Received in the Previous Year	\$---	\$---	---
Expenditure Categories			
Crime Prevention	\$---	\$---	---
Victim Reparations	---	---	---
Exploited Youth Programs	---	---	---
Trafficking Victim Programs	---	---	---
Investigation Costs	---	---	---
Court Costs	---	---	---
Salaries	---	---	---
Professional Services	---	---	---
Travel	---	---	---
Training	---	---	---
Other Operating Expenses	---	---	---
Capital Expenditures	---	---	---
Non-Profit or Other Programs	---	---	---
Other Expenditures	---	---	---
Total Expenditures	\$---	\$---	---
Estimated Value of All Held Property	\$---	\$---	---
Year-End Balance	\$---	\$---	---

*The first year of reporting forfeiture expenditures is 2022. Entity with no data in 2022 has no expenditures to report.

Kittson County Attorney's Office

Expenditures	2021 Expenditures	2022* Expenditures	Percent Change (\$)
Amount Received in the Previous Year	\$---	\$---	---
Expenditure Categories			
Crime Prevention	\$---	\$---	---
Victim Reparations	---	---	---
Exploited Youth Programs	---	---	---
Trafficking Victim Programs	---	---	---
Investigation Costs	---	---	---
Court Costs	---	---	---
Salaries	---	---	---
Professional Services	---	---	---
Travel	---	---	---
Training	---	---	---
Other Operating Expenses	---	---	---
Capital Expenditures	---	---	---
Non-Profit or Other Programs	---	---	---
Other Expenditures	---	---	---
Total Expenditures	\$---	\$---	---
Estimated Value of All Held Property	\$---	\$---	---
Year-End Balance	\$---	\$---	---

*The first year of reporting forfeiture expenditures is 2022. Entity with no data in 2022 has no expenditures to report.

Kittson County Sheriff's Office

Expenditures	2021 Expenditures	2022* Expenditures	Percent Change (\$)
Amount Received in the Previous Year	\$---	\$1,319	---
Expenditure Categories			
Crime Prevention	\$---	\$---	---
Victim Reparations	---	---	---
Exploited Youth Programs	---	---	---
Trafficking Victim Programs	---	---	---
Investigation Costs	---	---	---
Court Costs	---	---	---
Salaries	---	---	---
Professional Services	---	---	---
Travel	---	---	---
Training	---	---	---
Other Operating Expenses	---	---	---
Capital Expenditures	---	2,350	---
Non-Profit or Other Programs	---	---	---
Other Expenditures	---	---	---
Total Expenditures	\$---	\$2,350	---
Estimated Value of All Held Property	\$---	\$---	---
Year-End Balance	\$---	3,397	---

*The first year of reporting forfeiture expenditures is 2022. Entity with no data in 2022 has no expenditures to report.

Koochiching County Attorney's Office

Expenditures	2021 Expenditures	2022* Expenditures	Percent Change (\$)
Amount Received in the Previous Year	\$---	\$758	---
Expenditure Categories			
Crime Prevention	\$---	\$---	---
Victim Reparations	---	---	---
Exploited Youth Programs	---	---	---
Trafficking Victim Programs	---	---	---
Investigation Costs	---	---	---
Court Costs	---	---	---
Salaries	---	---	---
Professional Services	---	---	---
Travel	---	---	---
Training	---	---	---
Other Operating Expenses	---	---	---
Capital Expenditures	---	---	---
Non-Profit or Other Programs	---	---	---
Other Expenditures	---	---	---
Total Expenditures	\$---	\$---	---
Estimated Value of All Held Property	\$---	\$---	---
Year-End Balance	\$---	758	---

*The first year of reporting forfeiture expenditures is 2022. Entity with no data in 2022 has no expenditures to report.

Koochiching County Sheriff's Office

Expenditures	2021 Expenditures	2022* Expenditures	Percent Change (\$)
Amount Received in the Previous Year	\$---	\$---	---
Expenditure Categories			
Crime Prevention	\$---	\$---	---
Victim Reparations	---	---	---
Exploited Youth Programs	---	---	---
Trafficking Victim Programs	---	---	---
Investigation Costs	---	---	---
Court Costs	---	---	---
Salaries	---	---	---
Professional Services	---	---	---
Travel	---	---	---
Training	---	---	---
Other Operating Expenses	---	---	---
Capital Expenditures	---	---	---
Non-Profit or Other Programs	---	---	---
Other Expenditures	---	---	---
Total Expenditures	\$---	\$---	---
Estimated Value of All Held Property	\$---	8,000	---
Year-End Balance	\$---	1,894	---

*The first year of reporting forfeiture expenditures is 2022. Entity with no data in 2022 has no expenditures to report.

La Crescent Police Department

Expenditures	2021 Expenditures	2022* Expenditures	Percent Change (\$)
Amount Received in the Previous Year	\$---	\$---	---
Expenditure Categories			
Crime Prevention	\$---	\$---	---
Victim Reparations	---	---	---
Exploited Youth Programs	---	---	---
Trafficking Victim Programs	---	---	---
Investigation Costs	---	---	---
Court Costs	---	---	---
Salaries	---	---	---
Professional Services	---	---	---
Travel	---	---	---
Training	---	---	---
Other Operating Expenses	---	---	---
Capital Expenditures	---	---	---
Non-Profit or Other Programs	---	---	---
Other Expenditures	---	---	---
Total Expenditures	\$---	\$---	---
Estimated Value of All Held Property	\$---	\$---	---
Year-End Balance	\$---	\$---	---

*The first year of reporting forfeiture expenditures is 2022. Entity with no data in 2022 has no expenditures to report.

Lac Qui Parle County Attorney's Office

Expenditures	2021 Expenditures	2022* Expenditures	Percent Change (\$)
Amount Received in the Previous Year	\$---	\$---	---
Expenditure Categories			
Crime Prevention	\$---	\$---	---
Victim Reparations	---	---	---
Exploited Youth Programs	---	---	---
Trafficking Victim Programs	---	---	---
Investigation Costs	---	---	---
Court Costs	---	---	---
Salaries	---	---	---
Professional Services	---	---	---
Travel	---	---	---
Training	---	---	---
Other Operating Expenses	---	---	---
Capital Expenditures	---	---	---
Non-Profit or Other Programs	---	---	---
Other Expenditures	---	1,600	---
Total Expenditures	\$---	\$1,600	---
Estimated Value of All Held Property	\$---	\$---	---
Year-End Balance	\$---	4,000	---

*The first year of reporting forfeiture expenditures is 2022. Entity with no data in 2022 has no expenditures to report.

Lac qui Parle County Sheriff's Office

Expenditures	2021 Expenditures	2022* Expenditures	Percent Change (\$)
Amount Received in the Previous Year	\$---	\$---	---
Expenditure Categories			
Crime Prevention	\$---	\$---	---
Victim Reparations	---	---	---
Exploited Youth Programs	---	---	---
Trafficking Victim Programs	---	---	---
Investigation Costs	---	---	---
Court Costs	---	---	---
Salaries	---	---	---
Professional Services	---	---	---
Travel	---	---	---
Training	---	---	---
Other Operating Expenses	---	---	---
Capital Expenditures	---	---	---
Non-Profit or Other Programs	---	---	---
Other Expenditures	---	---	---
Total Expenditures	\$---	\$---	---
Estimated Value of All Held Property	\$---	\$---	---
Year-End Balance	\$---	\$---	---

*The first year of reporting forfeiture expenditures is 2022. Entity with no data in 2022 has no expenditures to report.

Lake City Police Department

	2021	2022*	Percent
Expenditures	Expenditures	Expenditures	Change (\$)
Amount Received in the Previous Year	\$---	\$650	---
Expenditure Categories			
Crime Prevention	\$---	\$---	---
Victim Reparations	---	---	---
Exploited Youth Programs	---	---	---
Trafficking Victim Programs	---	---	---
Investigation Costs	---	---	---
Court Costs	---	---	---
Salaries	---	---	---
Professional Services	---	---	---
Travel	---	---	---
Training	---	---	---
Other Operating Expenses	---	---	---
Capital Expenditures	---	---	---
Non-Profit or Other Programs	---	---	---
Other Expenditures	---	---	---
Total Expenditures	\$---	\$---	---
Estimated Value of All Held Property	\$---	1,000	---
Year-End Balance	\$---	11,142	---

*The first year of reporting forfeiture expenditures is 2022. Entity with no data in 2022 has no expenditures to report.

Lake County Attorney's Office

	2021	2022*	Percent
Expenditures	Expenditures	Expenditures	Change (\$)
Amount Received in the Previous Year	\$---	\$---	---
Expenditure Categories			
Crime Prevention	\$---	6,775	---
Victim Reparations	---	---	---
Exploited Youth Programs	---	---	---
Trafficking Victim Programs	---	---	---
Investigation Costs	---	---	---
Court Costs	---	---	---
Salaries	---	---	---
Professional Services	---	---	---
Travel	---	---	---
Training	---	---	---
Other Operating Expenses	---	---	---
Capital Expenditures	---	---	---
Non-Profit or Other Programs	---	---	---
Other Expenditures	---	---	---
Total Expenditures	\$---	\$6,775	---
Estimated Value of All Held Property	\$---	\$---	---
Year-End Balance	\$---	21,217	---

*The first year of reporting forfeiture expenditures is 2022. Entity with no data in 2022 has no expenditures to report.

Lake County Sheriff's Office

	2021	2022*	Percent
Expenditures	Expenditures	Expenditures	Change (\$)
Amount Received in the Previous Year	\$---	\$2,750	---
Expenditure Categories			
Crime Prevention	\$---	\$---	---
Victim Reparations	---	---	---
Exploited Youth Programs	---	---	---
Trafficking Victim Programs	---	---	---
Investigation Costs	---	---	---
Court Costs	---	---	---
Salaries	---	---	---
Professional Services	---	---	---
Travel	---	---	---
Training	---	---	---
Other Operating Expenses	---	---	---
Capital Expenditures	---	5,000	---
Non-Profit or Other Programs	---	---	---
Other Expenditures	---	---	---
Total Expenditures	\$---	\$5,000	---
Estimated Value of All Held Property	\$---	17,000	---
Year-End Balance	\$---	78,593	---

*The first year of reporting forfeiture expenditures is 2022. Entity with no data in 2022 has no expenditures to report.

Lake Crystal Police Department

	2021	2022*	Percent
Expenditures	Expenditures	Expenditures	Change (\$)
Amount Received in the Previous Year	\$---	\$---	---
Expenditure Categories			
Crime Prevention	\$---	\$---	---
Victim Reparations	---	---	---
Exploited Youth Programs	---	---	---
Trafficking Victim Programs	---	---	---
Investigation Costs	---	---	---
Court Costs	---	---	---
Salaries	---	---	---
Professional Services	---	---	---
Travel	---	---	---
Training	---	---	---
Other Operating Expenses	---	---	---
Capital Expenditures	---	---	---
Non-Profit or Other Programs	---	---	---
Other Expenditures	---	---	---
Total Expenditures	\$---	\$---	---
Estimated Value of All Held Property	\$---	\$---	---
Year-End Balance	\$---	\$---	---

*The first year of reporting forfeiture expenditures is 2022. Entity with no data in 2022 has no expenditures to report.

Lake of the Woods County Attorney's Office

Expenditures	2021 Expenditures	2022* Expenditures	Percent Change (\$)
Amount Received in the Previous Year	\$---	\$2,645	---
Expenditure Categories			
Crime Prevention	\$---	\$---	---
Victim Reparations	---	---	---
Exploited Youth Programs	---	---	---
Trafficking Victim Programs	---	---	---
Investigation Costs	---	---	---
Court Costs	---	---	---
Salaries	---	---	---
Professional Services	---	---	---
Travel	---	---	---
Training	---	---	---
Other Operating Expenses	---	---	---
Capital Expenditures	---	---	---
Non-Profit or Other Programs	---	---	---
Other Expenditures	---	---	---
Total Expenditures	\$---	\$---	---
Estimated Value of All Held Property	\$---	\$---	---
Year-End Balance	\$---	6,848	---

*The first year of reporting forfeiture expenditures is 2022. Entity with no data in 2022 has no expenditures to report.

Lake of the Woods County Sheriff's Office

Expenditures	2021 Expenditures	2022* Expenditures	Percent Change (\$)
Amount Received in the Previous Year	\$---	\$---	---
Expenditure Categories			
Crime Prevention	\$---	\$---	---
Victim Reparations	---	---	---
Exploited Youth Programs	---	---	---
Trafficking Victim Programs	---	---	---
Investigation Costs	---	---	---
Court Costs	---	---	---
Salaries	---	---	---
Professional Services	---	---	---
Travel	---	---	---
Training	---	---	---
Other Operating Expenses	---	---	---
Capital Expenditures	---	---	---
Non-Profit or Other Programs	---	---	---
Other Expenditures	---	---	---
Total Expenditures	\$---	\$---	---
Estimated Value of All Held Property	\$---	\$---	---
Year-End Balance	\$---	\$---	---

*The first year of reporting forfeiture expenditures is 2022. Entity with no data in 2022 has no expenditures to report.

Lake Park Police Department

Expenditures	2021 Expenditures	2022* Expenditures	Percent Change (\$)
Amount Received in the Previous Year	\$---	\$---	---
Expenditure Categories			
Crime Prevention	\$---	\$---	---
Victim Reparations	---	---	---
Exploited Youth Programs	---	---	---
Trafficking Victim Programs	---	---	---
Investigation Costs	---	---	---
Court Costs	---	---	---
Salaries	---	---	---
Professional Services	---	---	---
Travel	---	---	---
Training	---	---	---
Other Operating Expenses	---	---	---
Capital Expenditures	---	---	---
Non-Profit or Other Programs	---	---	---
Other Expenditures	---	---	---
Total Expenditures	\$---	\$---	---
Estimated Value of All Held Property	\$---	\$---	---
Year-End Balance	\$---	\$---	---

*The first year of reporting forfeiture expenditures is 2022. Entity with no data in 2022 has no expenditures to report.

Lake Shore Police Department

Expenditures	2021 Expenditures	2022* Expenditures	Percent Change (\$)
Amount Received in the Previous Year	\$---	\$---	---
Expenditure Categories			
Crime Prevention	\$---	\$---	---
Victim Reparations	---	---	---
Exploited Youth Programs	---	---	---
Trafficking Victim Programs	---	---	---
Investigation Costs	---	---	---
Court Costs	---	---	---
Salaries	---	---	---
Professional Services	---	---	---
Travel	---	---	---
Training	---	---	---
Other Operating Expenses	---	---	---
Capital Expenditures	---	---	---
Non-Profit or Other Programs	---	---	---
Other Expenditures	---	---	---
Total Expenditures	\$---	\$---	---
Estimated Value of All Held Property	\$---	\$---	---
Year-End Balance	\$---	\$---	---

*The first year of reporting forfeiture expenditures is 2022. Entity with no data in 2022 has no expenditures to report.

Lake Superior Drug and Violent Crime Task Force

	2021	2022*	Percent
Expenditures	Expenditures	Expenditures	Change (\$)
Amount Received in the Previous Year	\$---	\$82,960	---
Expenditure Categories			
Crime Prevention	\$---	\$---	---
Victim Reparations	---	8,296	---
Exploited Youth Programs	---	---	---
Trafficking Victim Programs	---	---	---
Investigation Costs	---	10,925	---
Court Costs	---	16,592	---
Salaries	---	---	---
Professional Services	---	405	---
Travel	---	17,972	---
Training	---	3,212	---
Other Operating Expenses	---	82,979	---
Capital Expenditures	---	28,605	---
Non-Profit or Other Programs	---	---	---
Other Expenditures	---	41,245	---
Total Expenditures	\$---	\$210,231	---
Estimated Value of All Held Property	\$---	\$---	---
Year-End Balance	\$---	99,003	---

*The first year of reporting forfeiture expenditures is 2022. Entity with no data in 2022 has no expenditures to report.

Lakefield Police Department

	2021	2022*	Percent
Expenditures	Expenditures	Expenditures	Change (\$)
Amount Received in the Previous Year	\$---	\$---	---
Expenditure Categories			
Crime Prevention	\$---	\$---	---
Victim Reparations	---	---	---
Exploited Youth Programs	---	---	---
Trafficking Victim Programs	---	---	---
Investigation Costs	---	---	---
Court Costs	---	---	---
Salaries	---	---	---
Professional Services	---	---	---
Travel	---	---	---
Training	---	---	---
Other Operating Expenses	---	---	---
Capital Expenditures	---	---	---
Non-Profit or Other Programs	---	---	---
Other Expenditures	---	---	---
Total Expenditures	\$---	\$---	---
Estimated Value of All Held Property	\$---	\$---	---
Year-End Balance	\$---	10,774	---

*The first year of reporting forfeiture expenditures is 2022. Entity with no data in 2022 has no expenditures to report.

Lakes Area Drug Investigative Division

	2021	2022*	Percent
Expenditures	Expenditures	Expenditures	Change (\$)
Amount Received in the Previous Year	\$---	\$5,839	---
Expenditure Categories			
Crime Prevention	\$---	\$---	---
Victim Reparations	---	---	---
Exploited Youth Programs	---	---	---
Trafficking Victim Programs	---	---	---
Investigation Costs	---	---	---
Court Costs	---	---	---
Salaries	---	---	---
Professional Services	---	12,678	---
Travel	---	---	---
Training	---	---	---
Other Operating Expenses	---	23	---
Capital Expenditures	---	523	---
Non-Profit or Other Programs	---	---	---
Other Expenditures	---	---	---
Total Expenditures	\$---	\$13,224	---
Estimated Value of All Held Property	\$---	21,903	---
Year-End Balance	\$---	60,617	---

*The first year of reporting forfeiture expenditures is 2022. Entity with no data in 2022 has no expenditures to report.

Lakes Area Police District

	2021	2022*	Percent
Expenditures	Expenditures	Expenditures	Change (\$)
Amount Received in the Previous Year	\$---	\$102	---
Expenditure Categories			
Crime Prevention	\$---	\$---	---
Victim Reparations	---	---	---
Exploited Youth Programs	---	---	---
Trafficking Victim Programs	---	---	---
Investigation Costs	---	---	---
Court Costs	---	---	---
Salaries	---	---	---
Professional Services	---	301	---
Travel	---	---	---
Training	---	---	---
Other Operating Expenses	---	571	---
Capital Expenditures	---	---	---
Non-Profit or Other Programs	---	---	---
Other Expenditures	---	1,931	---
Total Expenditures	\$---	\$2,803	---
Estimated Value of All Held Property	\$---	\$---	---
Year-End Balance	\$---	41,723	---

*The first year of reporting forfeiture expenditures is 2022. Entity with no data in 2022 has no expenditures to report.

Lakes to River Drug and Violent Crimes Task Force

Expenditures	2021 Expenditures	2022* Expenditures	Percent Change (\$)
Amount Received in the Previous Year	\$---	\$47,912	---
Expenditure Categories			
Crime Prevention	\$---	\$---	---
Victim Reparations	---	---	---
Exploited Youth Programs	---	---	---
Trafficking Victim Programs	---	---	---
Investigation Costs	---	---	---
Court Costs	---	---	---
Salaries	---	---	---
Professional Services	---	---	---
Travel	---	---	---
Training	---	---	---
Other Operating Expenses	---	1,746	---
Capital Expenditures	---	---	---
Non-Profit or Other Programs	---	---	---
Other Expenditures	---	46,166	---
Total Expenditures	\$---	\$47,912	---
Estimated Value of All Held Property	\$---	3,500	---
Year-End Balance	\$---	\$---	---

*The first year of reporting forfeiture expenditures is 2022. Entity with no data in 2022 has no expenditures to report.

Lakeville Police Department

Expenditures	2021 Expenditures	2022* Expenditures	Percent Change (\$)
Amount Received in the Previous Year	\$---	\$---	---
Expenditure Categories			
Crime Prevention	\$---	\$---	---
Victim Reparations	---	---	---
Exploited Youth Programs	---	---	---
Trafficking Victim Programs	---	---	---
Investigation Costs	---	---	---
Court Costs	---	---	---
Salaries	---	---	---
Professional Services	---	---	---
Travel	---	---	---
Training	---	---	---
Other Operating Expenses	---	---	---
Capital Expenditures	---	---	---
Non-Profit or Other Programs	---	---	---
Other Expenditures	---	---	---
Total Expenditures	\$---	\$---	---
Estimated Value of All Held Property	\$---	\$---	---
Year-End Balance	\$---	\$---	---

*The first year of reporting forfeiture expenditures is 2022. Entity with no data in 2022 has no expenditures to report.

Lamberton Police Department

Expenditures	2021 Expenditures	2022* Expenditures	Percent Change (\$)
Amount Received in the Previous Year	\$---	\$---	---
Expenditure Categories			
Crime Prevention	\$---	\$---	---
Victim Reparations	---	---	---
Exploited Youth Programs	---	---	---
Trafficking Victim Programs	---	---	---
Investigation Costs	---	---	---
Court Costs	---	---	---
Salaries	---	---	---
Professional Services	---	---	---
Travel	---	---	---
Training	---	---	---
Other Operating Expenses	---	---	---
Capital Expenditures	---	---	---
Non-Profit or Other Programs	---	---	---
Other Expenditures	---	---	---
Total Expenditures	\$---	\$---	---
Estimated Value of All Held Property	\$---	\$---	---
Year-End Balance	\$---	\$---	---

*The first year of reporting forfeiture expenditures is 2022. Entity with no data in 2022 has no expenditures to report.

Le Center Police Department

Expenditures	2021 Expenditures	2022* Expenditures	Percent Change (\$)
Amount Received in the Previous Year	\$---	\$---	---
Expenditure Categories			
Crime Prevention	\$---	\$---	---
Victim Reparations	---	---	---
Exploited Youth Programs	---	---	---
Trafficking Victim Programs	---	---	---
Investigation Costs	---	---	---
Court Costs	---	---	---
Salaries	---	---	---
Professional Services	---	---	---
Travel	---	---	---
Training	---	---	---
Other Operating Expenses	---	---	---
Capital Expenditures	---	---	---
Non-Profit or Other Programs	---	---	---
Other Expenditures	---	---	---
Total Expenditures	\$---	\$---	---
Estimated Value of All Held Property	\$---	\$---	---
Year-End Balance	\$---	\$---	---

*The first year of reporting forfeiture expenditures is 2022. Entity with no data in 2022 has no expenditures to report.

Le Sueur County Attorney's Office

	2021	2022*	Percent
Expenditures	Expenditures	Expenditures	Change (\$)
Amount Received in the Previous Year	\$---	\$28,814	---
Expenditure Categories			
Crime Prevention	\$---	\$---	---
Victim Reparations	---	---	---
Exploited Youth Programs	---	---	---
Trafficking Victim Programs	---	---	---
Investigation Costs	---	---	---
Court Costs	---	---	---
Salaries	---	---	---
Professional Services	---	---	---
Travel	---	---	---
Training	---	---	---
Other Operating Expenses	---	---	---
Capital Expenditures	---	---	---
Non-Profit or Other Programs	---	---	---
Other Expenditures	---	28,814	---
Total Expenditures	\$---	\$28,814	---
Estimated Value of All Held Property	\$---	\$---	---
Year-End Balance	\$---	\$---	---

*The first year of reporting forfeiture expenditures is 2022. Entity with no data in 2022 has no expenditures to report.

Le Sueur County Sheriff's Office

	2021	2022*	Percent
Expenditures	Expenditures	Expenditures	Change (\$)
Amount Received in the Previous Year	\$---	\$2,800	---
Expenditure Categories			
Crime Prevention	\$---	\$---	---
Victim Reparations	---	---	---
Exploited Youth Programs	---	---	---
Trafficking Victim Programs	---	---	---
Investigation Costs	---	---	---
Court Costs	---	1,128	---
Salaries	---	---	---
Professional Services	---	---	---
Travel	---	---	---
Training	---	---	---
Other Operating Expenses	---	---	---
Capital Expenditures	---	---	---
Non-Profit or Other Programs	---	---	---
Other Expenditures	---	---	---
Total Expenditures	\$---	\$1,128	---
Estimated Value of All Held Property	\$---	\$---	---
Year-End Balance	\$---	1,672	---

*The first year of reporting forfeiture expenditures is 2022. Entity with no data in 2022 has no expenditures to report.

Le Sueur Police Department

	2021	2022*	Percent
Expenditures	Expenditures	Expenditures	Change (\$)
Amount Received in the Previous Year	\$---	\$10,358	---
Expenditure Categories			
Crime Prevention	\$---	\$---	---
Victim Reparations	---	---	---
Exploited Youth Programs	---	---	---
Trafficking Victim Programs	---	---	---
Investigation Costs	---	---	---
Court Costs	---	3,363	---
Salaries	---	---	---
Professional Services	---	---	---
Travel	---	---	---
Training	---	---	---
Other Operating Expenses	---	---	---
Capital Expenditures	---	800	---
Non-Profit or Other Programs	---	---	---
Other Expenditures	---	---	---
Total Expenditures	\$---	\$4,163	---
Estimated Value of All Held Property	\$---	\$---	---
Year-End Balance	\$---	4,475	---

*The first year of reporting forfeiture expenditures is 2022. Entity with no data in 2022 has no expenditures to report.

Leech Lake Tribal Police Department

	2021	2022*	Percent
Expenditures	Expenditures	Expenditures	Change (\$)
Amount Received in the Previous Year	\$---	\$---	---
Expenditure Categories			
Crime Prevention	\$---	\$---	---
Victim Reparations	---	---	---
Exploited Youth Programs	---	---	---
Trafficking Victim Programs	---	---	---
Investigation Costs	---	---	---
Court Costs	---	---	---
Salaries	---	---	---
Professional Services	---	---	---
Travel	---	---	---
Training	---	---	---
Other Operating Expenses	---	---	---
Capital Expenditures	---	---	---
Non-Profit or Other Programs	---	---	---
Other Expenditures	---	---	---
Total Expenditures	\$---	\$---	---
Estimated Value of All Held Property	\$---	\$---	---
Year-End Balance	\$---	\$---	---

*The first year of reporting forfeiture expenditures is 2022. Entity with no data in 2022 has no expenditures to report.

Lester Prairie Police Department

Expenditures	2021 Expenditures	2022* Expenditures	Percent Change (\$)
Amount Received in the Previous Year	\$---	\$---	---
Expenditure Categories			
Crime Prevention	\$---	\$---	---
Victim Reparations	---	---	---
Exploited Youth Programs	---	---	---
Trafficking Victim Programs	---	---	---
Investigation Costs	---	---	---
Court Costs	---	---	---
Salaries	---	---	---
Professional Services	---	---	---
Travel	---	---	---
Training	---	---	---
Other Operating Expenses	---	---	---
Capital Expenditures	---	---	---
Non-Profit or Other Programs	---	---	---
Other Expenditures	---	---	---
Total Expenditures	\$---	\$---	---
Estimated Value of All Held Property	\$---	\$---	---
Year-End Balance	\$---	\$---	---

*The first year of reporting forfeiture expenditures is 2022. Entity with no data in 2022 has no expenditures to report.

Lewiston Police Department

Expenditures	2021 Expenditures	2022* Expenditures	Percent Change (\$)
Amount Received in the Previous Year	\$---	\$---	---
Expenditure Categories			
Crime Prevention	\$---	\$---	---
Victim Reparations	---	---	---
Exploited Youth Programs	---	---	---
Trafficking Victim Programs	---	---	---
Investigation Costs	---	---	---
Court Costs	---	---	---
Salaries	---	---	---
Professional Services	---	---	---
Travel	---	---	---
Training	---	---	---
Other Operating Expenses	---	---	---
Capital Expenditures	---	---	---
Non-Profit or Other Programs	---	---	---
Other Expenditures	---	---	---
Total Expenditures	\$---	\$---	---
Estimated Value of All Held Property	\$---	\$---	---
Year-End Balance	\$---	10,719	---

*The first year of reporting forfeiture expenditures is 2022. Entity with no data in 2022 has no expenditures to report.

Lincoln County Attorney's Office

Expenditures	2021 Expenditures	2022* Expenditures	Percent Change (\$)
Amount Received in the Previous Year	\$---	\$---	---
Expenditure Categories			
Crime Prevention	\$---	\$---	---
Victim Reparations	---	---	---
Exploited Youth Programs	---	---	---
Trafficking Victim Programs	---	---	---
Investigation Costs	---	---	---
Court Costs	---	---	---
Salaries	---	---	---
Professional Services	---	---	---
Travel	---	---	---
Training	---	---	---
Other Operating Expenses	---	---	---
Capital Expenditures	---	---	---
Non-Profit or Other Programs	---	---	---
Other Expenditures	---	---	---
Total Expenditures	\$---	\$---	---
Estimated Value of All Held Property	\$---	7,000	---
Year-End Balance	\$---	8,624	---

*The first year of reporting forfeiture expenditures is 2022. Entity with no data in 2022 has no expenditures to report.

Lincoln County Sheriff's Office

Expenditures	2021 Expenditures	2022* Expenditures	Percent Change (\$)
Amount Received in the Previous Year	\$---	\$27,810	---
Expenditure Categories			
Crime Prevention	\$---	\$---	---
Victim Reparations	---	---	---
Exploited Youth Programs	---	---	---
Trafficking Victim Programs	---	---	---
Investigation Costs	---	---	---
Court Costs	---	5,354	---
Salaries	---	---	---
Professional Services	---	---	---
Travel	---	---	---
Training	---	---	---
Other Operating Expenses	---	---	---
Capital Expenditures	---	---	---
Non-Profit or Other Programs	---	---	---
Other Expenditures	---	3,715	---
Total Expenditures	\$---	\$9,069	---
Estimated Value of All Held Property	\$---	\$---	---
Year-End Balance	\$---	\$---	---

*The first year of reporting forfeiture expenditures is 2022. Entity with no data in 2022 has no expenditures to report.

Lino Lakes Police Department

Expenditures	2021 Expenditures	2022* Expenditures	Percent Change (\$)
Amount Received in the Previous Year	\$---	\$49,123	---
Expenditure Categories			
Crime Prevention	\$---	\$---	---
Victim Reparations	---	---	---
Exploited Youth Programs	---	---	---
Trafficking Victim Programs	---	---	---
Investigation Costs	---	---	---
Court Costs	---	---	---
Salaries	---	---	---
Professional Services	---	1,050	---
Travel	---	---	---
Training	---	3,751	---
Other Operating Expenses	---	1,353	---
Capital Expenditures	---	4,172	---
Non-Profit or Other Programs	---	---	---
Other Expenditures	---	---	---
Total Expenditures	\$---	\$10,326	---
Estimated Value of All Held Property	\$---	10,568	---
Year-End Balance	\$---	113,776	---

*The first year of reporting forfeiture expenditures is 2022. Entity with no data in 2022 has no expenditures to report.

Litchfield Police Department

Expenditures	2021 Expenditures	2022* Expenditures	Percent Change (\$)
Amount Received in the Previous Year	\$---	\$---	---
Expenditure Categories			
Crime Prevention	\$---	\$---	---
Victim Reparations	---	---	---
Exploited Youth Programs	---	---	---
Trafficking Victim Programs	---	---	---
Investigation Costs	---	---	---
Court Costs	---	---	---
Salaries	---	---	---
Professional Services	---	---	---
Travel	---	---	---
Training	---	---	---
Other Operating Expenses	---	---	---
Capital Expenditures	---	---	---
Non-Profit or Other Programs	---	---	---
Other Expenditures	---	---	---
Total Expenditures	\$---	\$---	---
Estimated Value of All Held Property	\$---	\$---	---
Year-End Balance	\$---	\$---	---

*The first year of reporting forfeiture expenditures is 2022. Entity with no data in 2022 has no expenditures to report.

Little Falls Police Department

Expenditures	2021 Expenditures	2022* Expenditures	Percent Change (\$)
Amount Received in the Previous Year	\$---	\$---	---
Expenditure Categories			
Crime Prevention	\$---	\$---	---
Victim Reparations	---	---	---
Exploited Youth Programs	---	---	---
Trafficking Victim Programs	---	---	---
Investigation Costs	---	---	---
Court Costs	---	---	---
Salaries	---	---	---
Professional Services	---	---	---
Travel	---	---	---
Training	---	---	---
Other Operating Expenses	---	---	---
Capital Expenditures	---	---	---
Non-Profit or Other Programs	---	---	---
Other Expenditures	---	---	---
Total Expenditures	\$---	\$---	---
Estimated Value of All Held Property	\$---	\$---	---
Year-End Balance	\$---	\$---	---

*The first year of reporting forfeiture expenditures is 2022. Entity with no data in 2022 has no expenditures to report.

Long Prairie Police Department

Expenditures	2021 Expenditures	2022* Expenditures	Percent Change (\$)
Amount Received in the Previous Year	\$---	\$1,581	---
Expenditure Categories			
Crime Prevention	\$---	\$---	---
Victim Reparations	---	---	---
Exploited Youth Programs	---	---	---
Trafficking Victim Programs	---	---	---
Investigation Costs	---	---	---
Court Costs	---	317	---
Salaries	---	---	---
Professional Services	---	159	---
Travel	---	---	---
Training	---	---	---
Other Operating Expenses	---	---	---
Capital Expenditures	---	---	---
Non-Profit or Other Programs	---	---	---
Other Expenditures	---	---	---
Total Expenditures	\$---	\$476	---
Estimated Value of All Held Property	\$---	\$---	---
Year-End Balance	\$---	1,105	---

*The first year of reporting forfeiture expenditures is 2022. Entity with no data in 2022 has no expenditures to report.

Lonsdale Police Department

	2021	2022*	Percent
Expenditures	Expenditures	Expenditures	Change (\$)
Amount Received in the Previous Year	\$---	\$9,050	---
Expenditure Categories			
Crime Prevention	\$---	\$---	---
Victim Reparations	---	---	---
Exploited Youth Programs	---	---	---
Trafficking Victim Programs	---	---	---
Investigation Costs	---	---	---
Court Costs	---	1,957	---
Salaries	---	---	---
Professional Services	---	---	---
Travel	---	---	---
Training	---	---	---
Other Operating Expenses	---	4	---
Capital Expenditures	---	9,832	---
Non-Profit or Other Programs	---	---	---
Other Expenditures	---	901	---
Total Expenditures	\$---	\$12,694	---
Estimated Value of All Held Property	\$---	200	---
Year-End Balance	\$---	9,930	---

*The first year of reporting forfeiture expenditures is 2022. Entity with no data in 2022 has no expenditures to report.

Lower Sioux Tribal Police Department

	2021	2022*	Percent
Expenditures	Expenditures	Expenditures	Change (\$)
Amount Received in the Previous Year	\$---	\$---	---
Expenditure Categories			
Crime Prevention	\$---	\$---	---
Victim Reparations	---	---	---
Exploited Youth Programs	---	---	---
Trafficking Victim Programs	---	---	---
Investigation Costs	---	---	---
Court Costs	---	---	---
Salaries	---	---	---
Professional Services	---	---	---
Travel	---	---	---
Training	---	---	---
Other Operating Expenses	---	---	---
Capital Expenditures	---	---	---
Non-Profit or Other Programs	---	---	---
Other Expenditures	---	---	---
Total Expenditures	\$---	\$---	---
Estimated Value of All Held Property	\$---	\$---	---
Year-End Balance	\$---	\$---	---

*The first year of reporting forfeiture expenditures is 2022. Entity with no data in 2022 has no expenditures to report.

Lowry Police Department

	2021	2022*	Percent
Expenditures	Expenditures	Expenditures	Change (\$)
Amount Received in the Previous Year	\$---	\$---	---
Expenditure Categories			
Crime Prevention	\$---	\$---	---
Victim Reparations	---	---	---
Exploited Youth Programs	---	---	---
Trafficking Victim Programs	---	---	---
Investigation Costs	---	---	---
Court Costs	---	---	---
Salaries	---	---	---
Professional Services	---	---	---
Travel	---	---	---
Training	---	---	---
Other Operating Expenses	---	---	---
Capital Expenditures	---	---	---
Non-Profit or Other Programs	---	---	---
Other Expenditures	---	---	---
Total Expenditures	\$---	\$---	---
Estimated Value of All Held Property	\$---	\$---	---
Year-End Balance	\$---	\$---	---

*The first year of reporting forfeiture expenditures is 2022. Entity with no data in 2022 has no expenditures to report.

Lyon County Attorney's Office

	2021	2022*	Percent
Expenditures	Expenditures	Expenditures	Change (\$)
Amount Received in the Previous Year	\$---	\$12,487	---
Expenditure Categories			
Crime Prevention	\$---	\$---	---
Victim Reparations	---	---	---
Exploited Youth Programs	---	---	---
Trafficking Victim Programs	---	---	---
Investigation Costs	---	---	---
Court Costs	---	---	---
Salaries	---	---	---
Professional Services	---	---	---
Travel	---	---	---
Training	---	100	---
Other Operating Expenses	---	---	---
Capital Expenditures	---	---	---
Non-Profit or Other Programs	---	---	---
Other Expenditures	---	---	---
Total Expenditures	\$---	\$100	---
Estimated Value of All Held Property	\$---	\$---	---
Year-End Balance	\$---	94,524	---

*The first year of reporting forfeiture expenditures is 2022. Entity with no data in 2022 has no expenditures to report.

Lyon County Sheriff's Office

Expenditures	2021 Expenditures	2022* Expenditures	Percent Change (\$)
Amount Received in the Previous Year	\$---	\$8,451	---
Expenditure Categories			
Crime Prevention	\$---	\$---	---
Victim Reparations	---	---	---
Exploited Youth Programs	---	---	---
Trafficking Victim Programs	---	---	---
Investigation Costs	---	---	---
Court Costs	---	---	---
Salaries	---	---	---
Professional Services	---	---	---
Travel	---	---	---
Training	---	---	---
Other Operating Expenses	---	---	---
Capital Expenditures	---	75	---
Non-Profit or Other Programs	---	---	---
Other Expenditures	---	---	---
Total Expenditures	\$---	\$75	---
Estimated Value of All Held Property	\$---	\$---	---
Year-End Balance	\$---	13,581	---

*The first year of reporting forfeiture expenditures is 2022. Entity with no data in 2022 has no expenditures to report.

Madelia Police Department

Expenditures	2021 Expenditures	2022* Expenditures	Percent Change (\$)
Amount Received in the Previous Year	\$---	\$---	---
Expenditure Categories			
Crime Prevention	\$---	\$---	---
Victim Reparations	---	---	---
Exploited Youth Programs	---	---	---
Trafficking Victim Programs	---	---	---
Investigation Costs	---	---	---
Court Costs	---	---	---
Salaries	---	---	---
Professional Services	---	---	---
Travel	---	---	---
Training	---	---	---
Other Operating Expenses	---	---	---
Capital Expenditures	---	---	---
Non-Profit or Other Programs	---	---	---
Other Expenditures	---	---	---
Total Expenditures	\$---	\$---	---
Estimated Value of All Held Property	\$---	\$---	---
Year-End Balance	\$---	\$---	---

*The first year of reporting forfeiture expenditures is 2022. Entity with no data in 2022 has no expenditures to report.

Madison Lake Police Department

Expenditures	2021 Expenditures	2022* Expenditures	Percent Change (\$)
Amount Received in the Previous Year	\$---	\$11,082	---
Expenditure Categories			
Crime Prevention	\$---	\$---	---
Victim Reparations	---	---	---
Exploited Youth Programs	---	---	---
Trafficking Victim Programs	---	---	---
Investigation Costs	---	---	---
Court Costs	---	---	---
Salaries	---	---	---
Professional Services	---	---	---
Travel	---	---	---
Training	---	---	---
Other Operating Expenses	---	---	---
Capital Expenditures	---	11,082	---
Non-Profit or Other Programs	---	---	---
Other Expenditures	---	---	---
Total Expenditures	\$---	\$11,082	---
Estimated Value of All Held Property	\$---	\$---	---
Year-End Balance	\$---	\$---	---

*The first year of reporting forfeiture expenditures is 2022. Entity with no data in 2022 has no expenditures to report.

Mahnomen County Attorney's Office

Expenditures	2021 Expenditures	2022* Expenditures	Percent Change (\$)
Amount Received in the Previous Year	\$---	\$3,298	---
Expenditure Categories			
Crime Prevention	\$---	\$---	---
Victim Reparations	---	---	---
Exploited Youth Programs	---	---	---
Trafficking Victim Programs	---	---	---
Investigation Costs	---	---	---
Court Costs	---	---	---
Salaries	---	---	---
Professional Services	---	---	---
Travel	---	---	---
Training	---	---	---
Other Operating Expenses	---	---	---
Capital Expenditures	---	---	---
Non-Profit or Other Programs	---	---	---
Other Expenditures	---	---	---
Total Expenditures	\$---	\$---	---
Estimated Value of All Held Property	\$---	\$---	---
Year-End Balance	\$---	29,381	---

*The first year of reporting forfeiture expenditures is 2022. Entity with no data in 2022 has no expenditures to report.

Mahnomen County Sheriff's Office

	2021	2022*	Percent
Expenditures	Expenditures	Expenditures	Change (\$)
Amount Received in the Previous Year	\$---	\$7,509	---
Expenditure Categories			
Crime Prevention	\$---	\$---	---
Victim Reparations	---	---	---
Exploited Youth Programs	---	---	---
Trafficking Victim Programs	---	---	---
Investigation Costs	---	---	---
Court Costs	---	---	---
Salaries	---	---	---
Professional Services	---	---	---
Travel	---	---	---
Training	---	---	---
Other Operating Expenses	---	---	---
Capital Expenditures	---	---	---
Non-Profit or Other Programs	---	---	---
Other Expenditures	---	---	---
Total Expenditures	\$---	\$---	---
Estimated Value of All Held Property	\$---	\$---	---
Year-End Balance	\$---	7,509	---

*The first year of reporting forfeiture expenditures is 2022. Entity with no data in 2022 has no expenditures to report.

Mankato Department of Public Safety

	2021	2022*	Percent
Expenditures	Expenditures	Expenditures	Change (\$)
Amount Received in the Previous Year	\$---	\$55,271	---
Expenditure Categories			
Crime Prevention	\$---	\$---	---
Victim Reparations	---	---	---
Exploited Youth Programs	---	---	---
Trafficking Victim Programs	---	---	---
Investigation Costs	---	---	---
Court Costs	---	---	---
Salaries	---	---	---
Professional Services	---	---	---
Travel	---	---	---
Training	---	1,176	---
Other Operating Expenses	---	---	---
Capital Expenditures	---	8,635	---
Non-Profit or Other Programs	---	---	---
Other Expenditures	---	512	---
Total Expenditures	\$---	\$10,323	---
Estimated Value of All Held Property	\$---	48,887	---
Year-End Balance	\$---	267,719	---

*The first year of reporting forfeiture expenditures is 2022. Entity with no data in 2022 has no expenditures to report.

Maple Grove Police Department

	2021	2022*	Percent
Expenditures	Expenditures	Expenditures	Change (\$)
Amount Received in the Previous Year	\$---	\$26,337	---
Expenditure Categories			
Crime Prevention	\$---	\$---	---
Victim Reparations	---	---	---
Exploited Youth Programs	---	---	---
Trafficking Victim Programs	---	---	---
Investigation Costs	---	---	---
Court Costs	---	---	---
Salaries	---	---	---
Professional Services	---	---	---
Travel	---	---	---
Training	---	---	---
Other Operating Expenses	---	---	---
Capital Expenditures	---	38,468	---
Non-Profit or Other Programs	---	---	---
Other Expenditures	---	---	---
Total Expenditures	\$---	\$38,468	---
Estimated Value of All Held Property	\$---	\$---	---
Year-End Balance	\$---	343,910	---

*The first year of reporting forfeiture expenditures is 2022. Entity with no data in 2022 has no expenditures to report.

Mapleton Police Department

	2021	2022*	Percent
Expenditures	Expenditures	Expenditures	Change (\$)
Amount Received in the Previous Year	\$---	\$6,650	---
Expenditure Categories			
Crime Prevention	\$---	\$---	---
Victim Reparations	---	---	---
Exploited Youth Programs	---	---	---
Trafficking Victim Programs	---	---	---
Investigation Costs	---	---	---
Court Costs	---	---	---
Salaries	---	---	---
Professional Services	---	---	---
Travel	---	---	---
Training	---	---	---
Other Operating Expenses	---	---	---
Capital Expenditures	---	4,238	---
Non-Profit or Other Programs	---	---	---
Other Expenditures	---	823	---
Total Expenditures	\$---	\$5,061	---
Estimated Value of All Held Property	\$---	4,238	---
Year-End Balance	\$---	\$---	---

*The first year of reporting forfeiture expenditures is 2022. Entity with no data in 2022 has no expenditures to report.

Maplewood Police Department

Expenditures	2021 Expenditures	2022* Expenditures	Percent Change (\$)
Amount Received in the Previous Year	\$---	\$---	---
Expenditure Categories			
Crime Prevention	\$---	\$---	---
Victim Reparations	---	---	---
Exploited Youth Programs	---	---	---
Trafficking Victim Programs	---	---	---
Investigation Costs	---	---	---
Court Costs	---	---	---
Salaries	---	---	---
Professional Services	---	---	---
Travel	---	---	---
Training	---	---	---
Other Operating Expenses	---	---	---
Capital Expenditures	---	---	---
Non-Profit or Other Programs	---	---	---
Other Expenditures	---	---	---
Total Expenditures	\$---	\$---	---
Estimated Value of All Held Property	\$---	\$---	---
Year-End Balance	\$---	\$---	---

*The first year of reporting forfeiture expenditures is 2022. Entity with no data in 2022 has no expenditures to report.

Marshall County Attorney's Office

Expenditures	2021 Expenditures	2022* Expenditures	Percent Change (\$)
Amount Received in the Previous Year	\$---	\$4,027	---
Expenditure Categories			
Crime Prevention	\$---	\$---	---
Victim Reparations	---	---	---
Exploited Youth Programs	---	---	---
Trafficking Victim Programs	---	---	---
Investigation Costs	---	---	---
Court Costs	---	---	---
Salaries	---	---	---
Professional Services	---	---	---
Travel	---	---	---
Training	---	---	---
Other Operating Expenses	---	---	---
Capital Expenditures	---	---	---
Non-Profit or Other Programs	---	---	---
Other Expenditures	---	---	---
Total Expenditures	\$---	\$---	---
Estimated Value of All Held Property	\$---	\$---	---
Year-End Balance	\$---	4,027	---

*The first year of reporting forfeiture expenditures is 2022. Entity with no data in 2022 has no expenditures to report.

Marshall County Sheriff's Office

Expenditures	2021 Expenditures	2022* Expenditures	Percent Change (\$)
Amount Received in the Previous Year	\$---	\$---	---
Expenditure Categories			
Crime Prevention	\$---	\$---	---
Victim Reparations	---	---	---
Exploited Youth Programs	---	---	---
Trafficking Victim Programs	---	---	---
Investigation Costs	---	---	---
Court Costs	---	---	---
Salaries	---	---	---
Professional Services	---	---	---
Travel	---	---	---
Training	---	---	---
Other Operating Expenses	---	---	---
Capital Expenditures	---	---	---
Non-Profit or Other Programs	---	---	---
Other Expenditures	---	---	---
Total Expenditures	\$---	\$---	---
Estimated Value of All Held Property	\$---	\$---	---
Year-End Balance	\$---	3,750	---

*The first year of reporting forfeiture expenditures is 2022. Entity with no data in 2022 has no expenditures to report.

Marshall Police Department

Expenditures	2021 Expenditures	2022* Expenditures	Percent Change (\$)
Amount Received in the Previous Year	\$---	\$18,031	---
Expenditure Categories			
Crime Prevention	\$---	\$---	---
Victim Reparations	---	---	---
Exploited Youth Programs	---	---	---
Trafficking Victim Programs	---	---	---
Investigation Costs	---	---	---
Court Costs	---	---	---
Salaries	---	---	---
Professional Services	---	---	---
Travel	---	---	---
Training	---	---	---
Other Operating Expenses	---	---	---
Capital Expenditures	---	---	---
Non-Profit or Other Programs	---	---	---
Other Expenditures	---	---	---
Total Expenditures	\$---	\$---	---
Estimated Value of All Held Property	\$---	1,000	---
Year-End Balance	\$---	75,971	---

*The first year of reporting forfeiture expenditures is 2022. Entity with no data in 2022 has no expenditures to report.

Martin County Attorney's Office

Expenditures	2021 Expenditures	2022* Expenditures	Percent Change (\$)
Amount Received in the Previous Year	\$---	\$2,728	---
Expenditure Categories			
Crime Prevention	\$---	\$---	---
Victim Reparations	---	---	---
Exploited Youth Programs	---	---	---
Trafficking Victim Programs	---	---	---
Investigation Costs	---	---	---
Court Costs	---	---	---
Salaries	---	---	---
Professional Services	---	---	---
Travel	---	---	---
Training	---	---	---
Other Operating Expenses	---	---	---
Capital Expenditures	---	---	---
Non-Profit or Other Programs	---	---	---
Other Expenditures	---	---	---
Total Expenditures	\$---	\$---	---
Estimated Value of All Held Property	\$---	15,000	---
Year-End Balance	\$---	6,253	---

*The first year of reporting forfeiture expenditures is 2022. Entity with no data in 2022 has no expenditures to report.

Martin County Sheriff's Office

Expenditures	2021 Expenditures	2022* Expenditures	Percent Change (\$)
Amount Received in the Previous Year	\$---	\$---	---
Expenditure Categories			
Crime Prevention	\$---	\$---	---
Victim Reparations	---	---	---
Exploited Youth Programs	---	---	---
Trafficking Victim Programs	---	---	---
Investigation Costs	---	---	---
Court Costs	---	---	---
Salaries	---	---	---
Professional Services	---	---	---
Travel	---	---	---
Training	---	---	---
Other Operating Expenses	---	---	---
Capital Expenditures	---	---	---
Non-Profit or Other Programs	---	---	---
Other Expenditures	---	---	---
Total Expenditures	\$---	\$---	---
Estimated Value of All Held Property	\$---	\$---	---
Year-End Balance	\$---	\$---	---

*The first year of reporting forfeiture expenditures is 2022. Entity with no data in 2022 has no expenditures to report.

McLeod County Attorney's Office

Expenditures	2021 Expenditures	2022* Expenditures	Percent Change (\$)
Amount Received in the Previous Year	\$---	\$5,374	---
Expenditure Categories			
Crime Prevention	\$---	\$---	---
Victim Reparations	---	---	---
Exploited Youth Programs	---	---	---
Trafficking Victim Programs	---	---	---
Investigation Costs	---	---	---
Court Costs	---	---	---
Salaries	---	5,374	---
Professional Services	---	---	---
Travel	---	---	---
Training	---	---	---
Other Operating Expenses	---	---	---
Capital Expenditures	---	---	---
Non-Profit or Other Programs	---	---	---
Other Expenditures	---	---	---
Total Expenditures	\$---	\$5,374	---
Estimated Value of All Held Property	\$---	\$---	---
Year-End Balance	\$---	\$---	---

*The first year of reporting forfeiture expenditures is 2022. Entity with no data in 2022 has no expenditures to report.

McLeod County Sheriff's Office

Expenditures	2021 Expenditures	2022* Expenditures	Percent Change (\$)
Amount Received in the Previous Year	\$---	\$8,408	---
Expenditure Categories			
Crime Prevention	\$---	\$---	---
Victim Reparations	---	---	---
Exploited Youth Programs	---	---	---
Trafficking Victim Programs	---	---	---
Investigation Costs	---	---	---
Court Costs	---	---	---
Salaries	---	7,332	---
Professional Services	---	---	---
Travel	---	---	---
Training	---	---	---
Other Operating Expenses	---	---	---
Capital Expenditures	---	---	---
Non-Profit or Other Programs	---	---	---
Other Expenditures	---	1,076	---
Total Expenditures	\$---	\$8,408	---
Estimated Value of All Held Property	\$---	17,634	---
Year-End Balance	\$---	\$---	---

*The first year of reporting forfeiture expenditures is 2022. Entity with no data in 2022 has no expenditures to report.

Medina Police Department

Expenditures	2021 Expenditures	2022* Expenditures	Percent Change (\$)
Amount Received in the Previous Year	\$---	\$2,164	---
Expenditure Categories			
Crime Prevention	\$---	\$---	---
Victim Reparations	---	---	---
Exploited Youth Programs	---	---	---
Trafficking Victim Programs	---	---	---
Investigation Costs	---	---	---
Court Costs	---	---	---
Salaries	---	---	---
Professional Services	---	---	---
Travel	---	---	---
Training	---	---	---
Other Operating Expenses	---	---	---
Capital Expenditures	---	---	---
Non-Profit or Other Programs	---	---	---
Other Expenditures	---	---	---
Total Expenditures	\$---	\$---	---
Estimated Value of All Held Property	\$---	22,000	---
Year-End Balance	\$---	2,164	---

*The first year of reporting forfeiture expenditures is 2022. Entity with no data in 2022 has no expenditures to report.

Meeker County Attorney's Office

Expenditures	2021 Expenditures	2022* Expenditures	Percent Change (\$)
Amount Received in the Previous Year	\$---	\$8,227	---
Expenditure Categories			
Crime Prevention	\$---	\$---	---
Victim Reparations	---	---	---
Exploited Youth Programs	---	---	---
Trafficking Victim Programs	---	---	---
Investigation Costs	---	---	---
Court Costs	---	---	---
Salaries	---	---	---
Professional Services	---	---	---
Travel	---	881	---
Training	---	---	---
Other Operating Expenses	---	---	---
Capital Expenditures	---	---	---
Non-Profit or Other Programs	---	---	---
Other Expenditures	---	---	---
Total Expenditures	\$---	\$881	---
Estimated Value of All Held Property	\$---	\$---	---
Year-End Balance	\$---	17,141	---

*The first year of reporting forfeiture expenditures is 2022. Entity with no data in 2022 has no expenditures to report.

Meeker County Sheriff's Office

Expenditures	2021 Expenditures	2022* Expenditures	Percent Change (\$)
Amount Received in the Previous Year	\$---	\$43,201	---
Expenditure Categories			
Crime Prevention	\$---	\$---	---
Victim Reparations	---	---	---
Exploited Youth Programs	---	---	---
Trafficking Victim Programs	---	---	---
Investigation Costs	---	---	---
Court Costs	---	---	---
Salaries	---	---	---
Professional Services	---	---	---
Travel	---	---	---
Training	---	---	---
Other Operating Expenses	---	---	---
Capital Expenditures	---	---	---
Non-Profit or Other Programs	---	---	---
Other Expenditures	---	---	---
Total Expenditures	\$---	\$---	---
Estimated Value of All Held Property	\$---	\$---	---
Year-End Balance	\$---	90,493	---

*The first year of reporting forfeiture expenditures is 2022. Entity with no data in 2022 has no expenditures to report.

Melrose Police Department

Expenditures	2021 Expenditures	2022* Expenditures	Percent Change (\$)
Amount Received in the Previous Year	\$---	\$8,664	---
Expenditure Categories			
Crime Prevention	\$---	\$---	---
Victim Reparations	---	---	---
Exploited Youth Programs	---	---	---
Trafficking Victim Programs	---	---	---
Investigation Costs	---	---	---
Court Costs	---	---	---
Salaries	---	---	---
Professional Services	---	---	---
Travel	---	---	---
Training	---	---	---
Other Operating Expenses	---	---	---
Capital Expenditures	---	---	---
Non-Profit or Other Programs	---	---	---
Other Expenditures	---	7,500	---
Total Expenditures	\$---	\$7,500	---
Estimated Value of All Held Property	\$---	\$---	---
Year-End Balance	\$---	\$---	---

*The first year of reporting forfeiture expenditures is 2022. Entity with no data in 2022 has no expenditures to report.

Menahga Police Department

Expenditures	2021 Expenditures	2022* Expenditures	Percent Change (\$)
Amount Received in the Previous Year	\$---	\$2,700	---
Expenditure Categories			
Crime Prevention	\$---	\$---	---
Victim Reparations	---	---	---
Exploited Youth Programs	---	---	---
Trafficking Victim Programs	---	---	---
Investigation Costs	---	---	---
Court Costs	---	---	---
Salaries	---	---	---
Professional Services	---	---	---
Travel	---	---	---
Training	---	---	---
Other Operating Expenses	---	---	---
Capital Expenditures	---	---	---
Non-Profit or Other Programs	---	---	---
Other Expenditures	---	---	---
Total Expenditures	\$---	\$---	---
Estimated Value of All Held Property	\$---	\$---	---
Year-End Balance	\$---	3,400	---

*The first year of reporting forfeiture expenditures is 2022. Entity with no data in 2022 has no expenditures to report.

Mendota Heights Police Department

Expenditures	2021 Expenditures	2022* Expenditures	Percent Change (\$)
Amount Received in the Previous Year	\$---	\$1,650	---
Expenditure Categories			
Crime Prevention	\$---	\$---	---
Victim Reparations	---	---	---
Exploited Youth Programs	---	---	---
Trafficking Victim Programs	---	---	---
Investigation Costs	---	---	---
Court Costs	---	---	---
Salaries	---	---	---
Professional Services	---	---	---
Travel	---	---	---
Training	---	---	---
Other Operating Expenses	---	---	---
Capital Expenditures	---	---	---
Non-Profit or Other Programs	---	---	---
Other Expenditures	---	---	---
Total Expenditures	\$---	\$---	---
Estimated Value of All Held Property	\$---	1,650	---
Year-End Balance	\$---	23,110	---

*The first year of reporting forfeiture expenditures is 2022. Entity with no data in 2022 has no expenditures to report.

Metropolitan Airports Commission Police Department

Expenditures	2021 Expenditures	2022* Expenditures	Percent Change (\$)
Amount Received in the Previous Year	\$---	\$475,239	---
Expenditure Categories			
Crime Prevention	\$---	\$---	---
Victim Reparations	---	---	---
Exploited Youth Programs	---	---	---
Trafficking Victim Programs	---	---	---
Investigation Costs	---	24,500	---
Court Costs	---	2,770	---
Salaries	---	---	---
Professional Services	---	6,120	---
Travel	---	8,684	---
Training	---	6,392	---
Other Operating Expenses	---	---	---
Capital Expenditures	---	414,013	---
Non-Profit or Other Programs	---	---	---
Other Expenditures	---	15,857	---
Total Expenditures	\$---	\$478,336	---
Estimated Value of All Held Property	\$---	10,000	---
Year-End Balance	\$---	1,804,375	---

*The first year of reporting forfeiture expenditures is 2022. Entity with no data in 2022 has no expenditures to report.

Metropolitan Transit Police

Expenditures	2021 Expenditures	2022* Expenditures	Percent Change (\$)
Amount Received in the Previous Year	\$---	\$---	---
Expenditure Categories			
Crime Prevention	\$---	\$---	---
Victim Reparations	---	---	---
Exploited Youth Programs	---	---	---
Trafficking Victim Programs	---	---	---
Investigation Costs	---	---	---
Court Costs	---	---	---
Salaries	---	---	---
Professional Services	---	---	---
Travel	---	---	---
Training	---	---	---
Other Operating Expenses	---	---	---
Capital Expenditures	---	---	---
Non-Profit or Other Programs	---	---	---
Other Expenditures	---	---	---
Total Expenditures	\$---	\$---	---
Estimated Value of All Held Property	\$---	\$---	---
Year-End Balance	\$---	\$---	---

*The first year of reporting forfeiture expenditures is 2022. Entity with no data in 2022 has no expenditures to report.

Milaca Police Department

Expenditures	2021 Expenditures	2022* Expenditures	Percent Change (\$)
Amount Received in the Previous Year	\$---	\$5,802	---
Expenditure Categories			
Crime Prevention	\$---	\$---	---
Victim Reparations	---	---	---
Exploited Youth Programs	---	---	---
Trafficking Victim Programs	---	---	---
Investigation Costs	---	---	---
Court Costs	---	---	---
Salaries	---	---	---
Professional Services	---	---	---
Travel	---	---	---
Training	---	---	---
Other Operating Expenses	---	---	---
Capital Expenditures	---	5,885	---
Non-Profit or Other Programs	---	---	---
Other Expenditures	---	---	---
Total Expenditures	\$---	\$5,885	---
Estimated Value of All Held Property	\$---	\$---	---
Year-End Balance	\$---	13,025	---

*The first year of reporting forfeiture expenditures is 2022. Entity with no data in 2022 has no expenditures to report.

Mille Lacs County Attorney's Office

Expenditures	2021 Expenditures	2022* Expenditures	Percent Change (\$)
Amount Received in the Previous Year	\$---	\$10,374	---
Expenditure Categories			
Crime Prevention	\$---	500	---
Victim Reparations	---	---	---
Exploited Youth Programs	---	---	---
Trafficking Victim Programs	---	---	---
Investigation Costs	---	---	---
Court Costs	---	2,202	---
Salaries	---	---	---
Professional Services	---	---	---
Travel	---	763	---
Training	---	---	---
Other Operating Expenses	---	---	---
Capital Expenditures	---	---	---
Non-Profit or Other Programs	---	---	---
Other Expenditures	---	1,382	---
Total Expenditures	\$---	\$4,847	---
Estimated Value of All Held Property	\$---	\$---	---
Year-End Balance	\$---	5,690	---

*The first year of reporting forfeiture expenditures is 2022. Entity with no data in 2022 has no expenditures to report.

Mille Lacs County Sheriff's Office

Expenditures	2021 Expenditures	2022* Expenditures	Percent Change (\$)
Amount Received in the Previous Year	\$---	\$11,680	---
Expenditure Categories			
Crime Prevention	\$---	\$---	---
Victim Reparations	---	---	---
Exploited Youth Programs	---	---	---
Trafficking Victim Programs	---	---	---
Investigation Costs	---	230	---
Court Costs	---	---	---
Salaries	---	---	---
Professional Services	---	---	---
Travel	---	---	---
Training	---	---	---
Other Operating Expenses	---	---	---
Capital Expenditures	---	45,185	---
Non-Profit or Other Programs	---	---	---
Other Expenditures	---	---	---
Total Expenditures	\$---	\$45,415	---
Estimated Value of All Held Property	\$---	9,854	---
Year-End Balance	\$---	22,053	---

*The first year of reporting forfeiture expenditures is 2022. Entity with no data in 2022 has no expenditures to report.

Mille Lacs Tribal Police Department

Expenditures	2021 Expenditures	2022* Expenditures	Percent Change (\$)
Amount Received in the Previous Year	\$---	\$32,619	---
Expenditure Categories			
Crime Prevention	\$---	\$---	---
Victim Reparations	---	---	---
Exploited Youth Programs	---	---	---
Trafficking Victim Programs	---	---	---
Investigation Costs	---	---	---
Court Costs	---	---	---
Salaries	---	---	---
Professional Services	---	---	---
Travel	---	---	---
Training	---	4,885	---
Other Operating Expenses	---	799	---
Capital Expenditures	---	---	---
Non-Profit or Other Programs	---	---	---
Other Expenditures	---	---	---
Total Expenditures	\$---	\$5,684	---
Estimated Value of All Held Property	\$---	1,000	---
Year-End Balance	\$---	52,543	---

*The first year of reporting forfeiture expenditures is 2022. Entity with no data in 2022 has no expenditures to report.

Minneapolis Park Police Department

	2021	2022*	Percent
Expenditures	Expenditures	Expenditures	Change (\$)
Amount Received in the Previous Year	\$---	\$---	---
Expenditure Categories			
Crime Prevention	\$---	\$---	---
Victim Reparations	---	---	---
Exploited Youth Programs	---	---	---
Trafficking Victim Programs	---	---	---
Investigation Costs	---	---	---
Court Costs	---	---	---
Salaries	---	---	---
Professional Services	---	---	---
Travel	---	---	---
Training	---	---	---
Other Operating Expenses	---	---	---
Capital Expenditures	---	---	---
Non-Profit or Other Programs	---	---	---
Other Expenditures	---	---	---
Total Expenditures	\$---	\$---	---
Estimated Value of All Held Property	\$---	\$---	---
Year-End Balance	\$---	\$---	---

*The first year of reporting forfeiture expenditures is 2022. Entity with no data in 2022 has no expenditures to report.

Minneapolis Police Department

	2021	2022*	Percent
Expenditures	Expenditures	Expenditures	Change (\$)
Amount Received in the Previous Year	\$---	\$243,623	---
Expenditure Categories			
Crime Prevention	\$---	\$---	---
Victim Reparations	---	---	---
Exploited Youth Programs	---	---	---
Trafficking Victim Programs	---	---	---
Investigation Costs	---	---	---
Court Costs	---	---	---
Salaries	---	---	---
Professional Services	---	---	---
Travel	---	801	---
Training	---	375	---
Other Operating Expenses	---	852	---
Capital Expenditures	---	---	---
Non-Profit or Other Programs	---	---	---
Other Expenditures	---	---	---
Total Expenditures	\$---	\$2,028	---
Estimated Value of All Held Property	\$---	\$---	---
Year-End Balance	\$---	2,854,804	---

*The first year of reporting forfeiture expenditures is 2022. Entity with no data in 2022 has no expenditures to report.

Minneota Police Department

	2021	2022*	Percent
Expenditures	Expenditures	Expenditures	Change (\$)
Amount Received in the Previous Year	\$---	\$---	---
Expenditure Categories			
Crime Prevention	\$---	\$---	---
Victim Reparations	---	---	---
Exploited Youth Programs	---	---	---
Trafficking Victim Programs	---	---	---
Investigation Costs	---	---	---
Court Costs	---	---	---
Salaries	---	---	---
Professional Services	---	---	---
Travel	---	---	---
Training	---	---	---
Other Operating Expenses	---	---	---
Capital Expenditures	---	---	---
Non-Profit or Other Programs	---	---	---
Other Expenditures	---	---	---
Total Expenditures	\$---	\$---	---
Estimated Value of All Held Property	\$---	\$---	---
Year-End Balance	\$---	\$---	---

*The first year of reporting forfeiture expenditures is 2022. Entity with no data in 2022 has no expenditures to report.

Minnesota Department of Commerce Fraud Bureau

	2021	2022*	Percent
Expenditures	Expenditures	Expenditures	Change (\$)
Amount Received in the Previous Year	\$---	\$---	---
Expenditure Categories			
Crime Prevention	\$---	\$---	---
Victim Reparations	---	---	---
Exploited Youth Programs	---	---	---
Trafficking Victim Programs	---	---	---
Investigation Costs	---	---	---
Court Costs	---	---	---
Salaries	---	---	---
Professional Services	---	---	---
Travel	---	---	---
Training	---	---	---
Other Operating Expenses	---	---	---
Capital Expenditures	---	---	---
Non-Profit or Other Programs	---	---	---
Other Expenditures	---	---	---
Total Expenditures	\$---	\$---	---
Estimated Value of All Held Property	\$---	\$---	---
Year-End Balance	\$---	\$---	---

*The first year of reporting forfeiture expenditures is 2022. Entity with no data in 2022 has no expenditures to report.

Minnesota Financial Crimes Task Force

Expenditures	2021 Expenditures	2022* Expenditures	Percent Change (\$)
Amount Received in the Previous Year	\$---	\$---	---
Expenditure Categories			
Crime Prevention	\$---	\$---	---
Victim Reparations	---	---	---
Exploited Youth Programs	---	---	---
Trafficking Victim Programs	---	---	---
Investigation Costs	---	---	---
Court Costs	---	---	---
Salaries	---	---	---
Professional Services	---	---	---
Travel	---	---	---
Training	---	---	---
Other Operating Expenses	---	3	---
Capital Expenditures	---	---	---
Non-Profit or Other Programs	---	---	---
Other Expenditures	---	---	---
Total Expenditures	\$---	\$3	---
Estimated Value of All Held Property	\$---	\$---	---
Year-End Balance	\$---	57,431	---

*The first year of reporting forfeiture expenditures is 2022. Entity with no data in 2022 has no expenditures to report.

Minnesota River Valley Drug Task Force

Expenditures	2021 Expenditures	2022* Expenditures	Percent Change (\$)
Amount Received in the Previous Year	\$---	\$25,255	---
Expenditure Categories			
Crime Prevention	\$---	\$---	---
Victim Reparations	---	---	---
Exploited Youth Programs	---	---	---
Trafficking Victim Programs	---	---	---
Investigation Costs	---	---	---
Court Costs	---	---	---
Salaries	---	---	---
Professional Services	---	---	---
Travel	---	---	---
Training	---	---	---
Other Operating Expenses	---	---	---
Capital Expenditures	---	---	---
Non-Profit or Other Programs	---	---	---
Other Expenditures	---	---	---
Total Expenditures	\$---	\$---	---
Estimated Value of All Held Property	\$---	25,255	---
Year-End Balance	\$---	\$---	---

*The first year of reporting forfeiture expenditures is 2022. Entity with no data in 2022 has no expenditures to report.

Minnesota State Patrol

Expenditures	2021 Expenditures	2022* Expenditures	Percent Change (\$)
Amount Received in the Previous Year	\$---	\$2,003,818	---
Expenditure Categories			
Crime Prevention	\$---	\$---	---
Victim Reparations	---	---	---
Exploited Youth Programs	---	---	---
Trafficking Victim Programs	---	---	---
Investigation Costs	---	37,216	---
Court Costs	---	41,189	---
Salaries	---	827,705	---
Professional Services	---	531,042	---
Travel	---	58,918	---
Training	---	5,490	---
Other Operating Expenses	---	55,727	---
Capital Expenditures	---	---	---
Non-Profit or Other Programs	---	---	---
Other Expenditures	---	---	---
Total Expenditures	\$---	\$1,557,287	---
Estimated Value of All Held Property	\$---	4,416,120	---
Year-End Balance	\$---	\$---	---

*The first year of reporting forfeiture expenditures is 2022. Entity with no data in 2022 has no expenditures to report.

Minnetonka Police Department

Expenditures	2021 Expenditures	2022* Expenditures	Percent Change (\$)
Amount Received in the Previous Year	\$---	\$12,199	---
Expenditure Categories			
Crime Prevention	\$---	\$---	---
Victim Reparations	---	---	---
Exploited Youth Programs	---	---	---
Trafficking Victim Programs	---	---	---
Investigation Costs	---	---	---
Court Costs	---	5,025	---
Salaries	---	5,025	---
Professional Services	---	---	---
Travel	---	---	---
Training	---	2,000	---
Other Operating Expenses	---	150	---
Capital Expenditures	---	---	---
Non-Profit or Other Programs	---	---	---
Other Expenditures	---	---	---
Total Expenditures	\$---	\$12,200	---
Estimated Value of All Held Property	\$---	98,609	---
Year-End Balance	\$---	99,175	---

*The first year of reporting forfeiture expenditures is 2022. Entity with no data in 2022 has no expenditures to report.

Minnetrista Public Safety Department

	2021	2022*	Percent
Expenditures	Expenditures	Expenditures	Change (\$)
Amount Received in the Previous Year	\$---	\$4,645	---
Expenditure Categories			
Crime Prevention	\$---	\$---	---
Victim Reparations	---	---	---
Exploited Youth Programs	---	---	---
Trafficking Victim Programs	---	---	---
Investigation Costs	---	---	---
Court Costs	---	160	---
Salaries	---	---	---
Professional Services	---	---	---
Travel	---	---	---
Training	---	---	---
Other Operating Expenses	---	---	---
Capital Expenditures	---	36,966	---
Non-Profit or Other Programs	---	---	---
Other Expenditures	---	464	---
Total Expenditures	\$---	\$37,590	---
Estimated Value of All Held Property	\$---	100	---
Year-End Balance	\$---	62,134	---

*The first year of reporting forfeiture expenditures is 2022. Entity with no data in 2022 has no expenditures to report.

Montevideo Police Department

	2021	2022*	Percent
Expenditures	Expenditures	Expenditures	Change (\$)
Amount Received in the Previous Year	\$---	\$---	---
Expenditure Categories			
Crime Prevention	\$---	\$---	---
Victim Reparations	---	---	---
Exploited Youth Programs	---	---	---
Trafficking Victim Programs	---	---	---
Investigation Costs	---	---	---
Court Costs	---	---	---
Salaries	---	---	---
Professional Services	---	---	---
Travel	---	---	---
Training	---	---	---
Other Operating Expenses	---	---	---
Capital Expenditures	---	---	---
Non-Profit or Other Programs	---	---	---
Other Expenditures	---	---	---
Total Expenditures	\$---	\$---	---
Estimated Value of All Held Property	\$---	\$---	---
Year-End Balance	\$---	\$---	---

*The first year of reporting forfeiture expenditures is 2022. Entity with no data in 2022 has no expenditures to report.

Montgomery Police Department

	2021	2022*	Percent
Expenditures	Expenditures	Expenditures	Change (\$)
Amount Received in the Previous Year	\$---	\$3,369	---
Expenditure Categories			
Crime Prevention	\$---	\$---	---
Victim Reparations	---	---	---
Exploited Youth Programs	---	---	---
Trafficking Victim Programs	---	---	---
Investigation Costs	---	---	---
Court Costs	---	---	---
Salaries	---	---	---
Professional Services	---	---	---
Travel	---	---	---
Training	---	---	---
Other Operating Expenses	---	---	---
Capital Expenditures	---	---	---
Non-Profit or Other Programs	---	---	---
Other Expenditures	---	---	---
Total Expenditures	\$---	\$---	---
Estimated Value of All Held Property	\$---	100	---
Year-End Balance	\$---	3,369	---

*The first year of reporting forfeiture expenditures is 2022. Entity with no data in 2022 has no expenditures to report.

Moorhead Police Department

	2021	2022*	Percent
Expenditures	Expenditures	Expenditures	Change (\$)
Amount Received in the Previous Year	\$---	\$111,634	---
Expenditure Categories			
Crime Prevention	\$---	5,000	---
Victim Reparations	---	---	---
Exploited Youth Programs	---	---	---
Trafficking Victim Programs	---	---	---
Investigation Costs	---	---	---
Court Costs	---	---	---
Salaries	---	---	---
Professional Services	---	---	---
Travel	---	---	---
Training	---	15,000	---
Other Operating Expenses	---	---	---
Capital Expenditures	---	22,332	---
Non-Profit or Other Programs	---	---	---
Other Expenditures	---	---	---
Total Expenditures	\$---	\$42,332	---
Estimated Value of All Held Property	\$---	\$---	---
Year-End Balance	\$---	643,363	---

*The first year of reporting forfeiture expenditures is 2022. Entity with no data in 2022 has no expenditures to report.

Moose Lake Police Department

	2021	2022*	Percent
Expenditures	Expenditures	Expenditures	Change (\$)
Amount Received in the Previous Year	\$---	\$---	---
Expenditure Categories			
Crime Prevention	\$---	\$---	---
Victim Reparations	---	---	---
Exploited Youth Programs	---	---	---
Trafficking Victim Programs	---	---	---
Investigation Costs	---	---	---
Court Costs	---	---	---
Salaries	---	---	---
Professional Services	---	---	---
Travel	---	---	---
Training	---	---	---
Other Operating Expenses	---	---	---
Capital Expenditures	---	---	---
Non-Profit or Other Programs	---	---	---
Other Expenditures	---	---	---
Total Expenditures	\$---	\$---	---
Estimated Value of All Held Property	\$---	\$---	---
Year-End Balance	\$---	\$---	---

*The first year of reporting forfeiture expenditures is 2022. Entity with no data in 2022 has no expenditures to report.

Morgan Police Department

	2021	2022*	Percent
Expenditures	Expenditures	Expenditures	Change (\$)
Amount Received in the Previous Year	\$---	\$---	---
Expenditure Categories			
Crime Prevention	\$---	\$---	---
Victim Reparations	---	---	---
Exploited Youth Programs	---	---	---
Trafficking Victim Programs	---	---	---
Investigation Costs	---	---	---
Court Costs	---	---	---
Salaries	---	---	---
Professional Services	---	---	---
Travel	---	---	---
Training	---	---	---
Other Operating Expenses	---	---	---
Capital Expenditures	---	---	---
Non-Profit or Other Programs	---	---	---
Other Expenditures	---	---	---
Total Expenditures	\$---	\$---	---
Estimated Value of All Held Property	\$---	\$---	---
Year-End Balance	\$---	\$---	---

*The first year of reporting forfeiture expenditures is 2022. Entity with no data in 2022 has no expenditures to report.

Morrison County Attorney's Office

	2021	2022*	Percent
Expenditures	Expenditures	Expenditures	Change (\$)
Amount Received in the Previous Year	\$---	\$6,678	---
Expenditure Categories			
Crime Prevention	\$---	\$---	---
Victim Reparations	---	---	---
Exploited Youth Programs	---	---	---
Trafficking Victim Programs	---	---	---
Investigation Costs	---	---	---
Court Costs	---	---	---
Salaries	---	---	---
Professional Services	---	---	---
Travel	---	---	---
Training	---	---	---
Other Operating Expenses	---	---	---
Capital Expenditures	---	---	---
Non-Profit or Other Programs	---	---	---
Other Expenditures	---	---	---
Total Expenditures	\$---	\$---	---
Estimated Value of All Held Property	\$---	\$---	---
Year-End Balance	\$---	6,678	---

*The first year of reporting forfeiture expenditures is 2022. Entity with no data in 2022 has no expenditures to report.

Morrison County Sheriff's Office

	2021	2022*	Percent
Expenditures	Expenditures	Expenditures	Change (\$)
Amount Received in the Previous Year	\$---	\$1,180	---
Expenditure Categories			
Crime Prevention	\$---	\$---	---
Victim Reparations	---	---	---
Exploited Youth Programs	---	---	---
Trafficking Victim Programs	---	---	---
Investigation Costs	---	---	---
Court Costs	---	---	---
Salaries	---	---	---
Professional Services	---	---	---
Travel	---	---	---
Training	---	---	---
Other Operating Expenses	---	1,180	---
Capital Expenditures	---	---	---
Non-Profit or Other Programs	---	---	---
Other Expenditures	---	---	---
Total Expenditures	\$---	\$1,180	---
Estimated Value of All Held Property	\$---	1,714	---
Year-End Balance	\$---	\$---	---

*The first year of reporting forfeiture expenditures is 2022. Entity with no data in 2022 has no expenditures to report.

Motley Police Department

Expenditures	2021 Expenditures	2022* Expenditures	Percent Change (\$)
Amount Received in the Previous Year	\$---	\$739	---
Expenditure Categories			
Crime Prevention	\$---	\$---	---
Victim Reparations	---	---	---
Exploited Youth Programs	---	---	---
Trafficking Victim Programs	---	---	---
Investigation Costs	---	---	---
Court Costs	---	---	---
Salaries	---	---	---
Professional Services	---	---	---
Travel	---	---	---
Training	---	---	---
Other Operating Expenses	---	---	---
Capital Expenditures	---	739	---
Non-Profit or Other Programs	---	---	---
Other Expenditures	---	---	---
Total Expenditures	\$---	\$739	---
Estimated Value of All Held Property	\$---	\$---	---
Year-End Balance	\$---	\$---	---

*The first year of reporting forfeiture expenditures is 2022. Entity with no data in 2022 has no expenditures to report.

Mounds View Police Department

Expenditures	2021 Expenditures	2022* Expenditures	Percent Change (\$)
Amount Received in the Previous Year	\$---	\$38,815	---
Expenditure Categories			
Crime Prevention	\$---	\$---	---
Victim Reparations	---	---	---
Exploited Youth Programs	---	---	---
Trafficking Victim Programs	---	---	---
Investigation Costs	---	---	---
Court Costs	---	10,967	---
Salaries	---	---	---
Professional Services	---	---	---
Travel	---	---	---
Training	---	---	---
Other Operating Expenses	---	645	---
Capital Expenditures	---	10,922	---
Non-Profit or Other Programs	---	---	---
Other Expenditures	---	---	---
Total Expenditures	\$---	\$22,534	---
Estimated Value of All Held Property	\$---	52,000	---
Year-End Balance	\$---	37,376	---

*The first year of reporting forfeiture expenditures is 2022. Entity with no data in 2022 has no expenditures to report.

Mountain Lake Police Department

Expenditures	2021 Expenditures	2022* Expenditures	Percent Change (\$)
Amount Received in the Previous Year	\$---	\$---	---
Expenditure Categories			
Crime Prevention	\$---	\$---	---
Victim Reparations	---	---	---
Exploited Youth Programs	---	---	---
Trafficking Victim Programs	---	---	---
Investigation Costs	---	---	---
Court Costs	---	---	---
Salaries	---	---	---
Professional Services	---	---	---
Travel	---	---	---
Training	---	---	---
Other Operating Expenses	---	---	---
Capital Expenditures	---	---	---
Non-Profit or Other Programs	---	---	---
Other Expenditures	---	---	---
Total Expenditures	\$---	\$---	---
Estimated Value of All Held Property	\$---	\$---	---
Year-End Balance	\$---	\$---	---

*The first year of reporting forfeiture expenditures is 2022. Entity with no data in 2022 has no expenditures to report.

Mower County Attorney's Office

Expenditures	2021 Expenditures	2022* Expenditures	Percent Change (\$)
Amount Received in the Previous Year	\$---	\$11,156	---
Expenditure Categories			
Crime Prevention	\$---	\$---	---
Victim Reparations	---	---	---
Exploited Youth Programs	---	---	---
Trafficking Victim Programs	---	---	---
Investigation Costs	---	---	---
Court Costs	---	---	---
Salaries	---	---	---
Professional Services	---	---	---
Travel	---	---	---
Training	---	---	---
Other Operating Expenses	---	---	---
Capital Expenditures	---	---	---
Non-Profit or Other Programs	---	---	---
Other Expenditures	---	---	---
Total Expenditures	\$---	\$---	---
Estimated Value of All Held Property	\$---	\$---	---
Year-End Balance	\$---	72,955	---

*The first year of reporting forfeiture expenditures is 2022. Entity with no data in 2022 has no expenditures to report.

Mower County Sheriff's Office

Expenditures	2021 Expenditures	2022* Expenditures	Percent Change (\$)
Amount Received in the Previous Year	\$---	\$11,965	---
Expenditure Categories			
Crime Prevention	\$---	\$---	---
Victim Reparations	---	---	---
Exploited Youth Programs	---	---	---
Trafficking Victim Programs	---	---	---
Investigation Costs	---	---	---
Court Costs	---	---	---
Salaries	---	5,900	---
Professional Services	---	---	---
Travel	---	---	---
Training	---	---	---
Other Operating Expenses	---	50	---
Capital Expenditures	---	---	---
Non-Profit or Other Programs	---	---	---
Other Expenditures	---	---	---
Total Expenditures	\$---	\$5,950	---
Estimated Value of All Held Property	\$---	\$---	---
Year-End Balance	\$---	\$---	---

*The first year of reporting forfeiture expenditures is 2022. Entity with no data in 2022 has no expenditures to report.

Murray County Attorney's Office

Expenditures	2021 Expenditures	2022* Expenditures	Percent Change (\$)
Amount Received in the Previous Year	\$---	\$713	---
Expenditure Categories			
Crime Prevention	\$---	\$---	---
Victim Reparations	---	---	---
Exploited Youth Programs	---	---	---
Trafficking Victim Programs	---	---	---
Investigation Costs	---	---	---
Court Costs	---	---	---
Salaries	---	---	---
Professional Services	---	---	---
Travel	---	---	---
Training	---	---	---
Other Operating Expenses	---	---	---
Capital Expenditures	---	---	---
Non-Profit or Other Programs	---	---	---
Other Expenditures	---	---	---
Total Expenditures	\$---	\$---	---
Estimated Value of All Held Property	\$---	\$---	---
Year-End Balance	\$---	2,270	---

*The first year of reporting forfeiture expenditures is 2022. Entity with no data in 2022 has no expenditures to report.

Murray County Sheriff's Office

Expenditures	2021 Expenditures	2022* Expenditures	Percent Change (\$)
Amount Received in the Previous Year	\$---	\$2,816	---
Expenditure Categories			
Crime Prevention	\$---	\$---	---
Victim Reparations	---	---	---
Exploited Youth Programs	---	---	---
Trafficking Victim Programs	---	---	---
Investigation Costs	---	---	---
Court Costs	---	---	---
Salaries	---	---	---
Professional Services	---	---	---
Travel	---	---	---
Training	---	---	---
Other Operating Expenses	---	---	---
Capital Expenditures	---	---	---
Non-Profit or Other Programs	---	---	---
Other Expenditures	---	---	---
Total Expenditures	\$---	\$---	---
Estimated Value of All Held Property	\$---	2,816	---
Year-End Balance	\$---	2,816	---

*The first year of reporting forfeiture expenditures is 2022. Entity with no data in 2022 has no expenditures to report.

Nashauk Police Department

Expenditures	2021 Expenditures	2022* Expenditures	Percent Change (\$)
Amount Received in the Previous Year	\$---	\$11,999	---
Expenditure Categories			
Crime Prevention	\$---	\$---	---
Victim Reparations	---	---	---
Exploited Youth Programs	---	---	---
Trafficking Victim Programs	---	---	---
Investigation Costs	---	---	---
Court Costs	---	3,226	---
Salaries	---	---	---
Professional Services	---	---	---
Travel	---	---	---
Training	---	---	---
Other Operating Expenses	---	---	---
Capital Expenditures	---	7,430	---
Non-Profit or Other Programs	---	---	---
Other Expenditures	---	1,245	---
Total Expenditures	\$---	\$11,901	---
Estimated Value of All Held Property	\$---	\$---	---
Year-End Balance	\$---	10,891	---

*The first year of reporting forfeiture expenditures is 2022. Entity with no data in 2022 has no expenditures to report.

New Brighton Department of Public Safety

	2021	2022*	Percent
Expenditures	Expenditures	Expenditures	Change (\$)
Amount Received in the Previous Year	\$---	\$4,589	---
Expenditure Categories			
Crime Prevention	\$---	\$---	---
Victim Reparations	---	---	---
Exploited Youth Programs	---	---	---
Trafficking Victim Programs	---	---	---
Investigation Costs	---	---	---
Court Costs	---	---	---
Salaries	---	---	---
Professional Services	---	---	---
Travel	---	---	---
Training	---	---	---
Other Operating Expenses	---	---	---
Capital Expenditures	---	4,746	---
Non-Profit or Other Programs	---	---	---
Other Expenditures	---	---	---
Total Expenditures	\$---	\$4,746	---
Estimated Value of All Held Property	\$---	\$---	---
Year-End Balance	\$---	68,990	---

*The first year of reporting forfeiture expenditures is 2022. Entity with no data in 2022 has no expenditures to report.

New Hope Police Department

	2021	2022*	Percent
Expenditures	Expenditures	Expenditures	Change (\$)
Amount Received in the Previous Year	\$---	\$---	---
Expenditure Categories			
Crime Prevention	\$---	\$---	---
Victim Reparations	---	---	---
Exploited Youth Programs	---	---	---
Trafficking Victim Programs	---	---	---
Investigation Costs	---	---	---
Court Costs	---	---	---
Salaries	---	---	---
Professional Services	---	---	---
Travel	---	---	---
Training	---	---	---
Other Operating Expenses	---	---	---
Capital Expenditures	---	---	---
Non-Profit or Other Programs	---	---	---
Other Expenditures	---	---	---
Total Expenditures	\$---	\$---	---
Estimated Value of All Held Property	\$---	\$---	---
Year-End Balance	\$---	46,000	---

*The first year of reporting forfeiture expenditures is 2022. Entity with no data in 2022 has no expenditures to report.

New Prague Police Department

	2021	2022*	Percent
Expenditures	Expenditures	Expenditures	Change (\$)
Amount Received in the Previous Year	\$---	\$7,138	---
Expenditure Categories			
Crime Prevention	\$---	\$---	---
Victim Reparations	---	---	---
Exploited Youth Programs	---	---	---
Trafficking Victim Programs	---	---	---
Investigation Costs	---	---	---
Court Costs	---	304	---
Salaries	---	---	---
Professional Services	---	---	---
Travel	---	---	---
Training	---	---	---
Other Operating Expenses	---	149	---
Capital Expenditures	---	155	---
Non-Profit or Other Programs	---	---	---
Other Expenditures	---	---	---
Total Expenditures	\$---	\$608	---
Estimated Value of All Held Property	\$---	\$---	---
Year-End Balance	\$---	\$---	---

*The first year of reporting forfeiture expenditures is 2022. Entity with no data in 2022 has no expenditures to report.

New Richland Police Department

	2021	2022*	Percent
Expenditures	Expenditures	Expenditures	Change (\$)
Amount Received in the Previous Year	\$---	\$400	---
Expenditure Categories			
Crime Prevention	\$---	\$---	---
Victim Reparations	---	---	---
Exploited Youth Programs	---	---	---
Trafficking Victim Programs	---	---	---
Investigation Costs	---	---	---
Court Costs	---	---	---
Salaries	---	---	---
Professional Services	---	---	---
Travel	---	---	---
Training	---	---	---
Other Operating Expenses	---	---	---
Capital Expenditures	---	---	---
Non-Profit or Other Programs	---	---	---
Other Expenditures	---	---	---
Total Expenditures	\$---	\$---	---
Estimated Value of All Held Property	\$---	\$---	---
Year-End Balance	\$---	400	---

*The first year of reporting forfeiture expenditures is 2022. Entity with no data in 2022 has no expenditures to report.

New Ulm Police Department

Expenditures	2021 Expenditures	2022* Expenditures	Percent Change (\$)
Amount Received in the Previous Year	\$---	\$11,840	---
Expenditure Categories			
Crime Prevention	\$---	\$---	---
Victim Reparations	---	---	---
Exploited Youth Programs	---	---	---
Trafficking Victim Programs	---	---	---
Investigation Costs	---	---	---
Court Costs	---	24,858	---
Salaries	---	---	---
Professional Services	---	---	---
Travel	---	---	---
Training	---	---	---
Other Operating Expenses	---	---	---
Capital Expenditures	---	16,192	---
Non-Profit or Other Programs	---	---	---
Other Expenditures	---	---	---
Total Expenditures	\$---	\$41,050	---
Estimated Value of All Held Property	\$---	\$---	---
Year-End Balance	\$---	43,332	---

*The first year of reporting forfeiture expenditures is 2022. Entity with no data in 2022 has no expenditures to report.

New York Mills Police Department

Expenditures	2021 Expenditures	2022* Expenditures	Percent Change (\$)
Amount Received in the Previous Year	\$---	\$---	---
Expenditure Categories			
Crime Prevention	\$---	\$---	---
Victim Reparations	---	---	---
Exploited Youth Programs	---	---	---
Trafficking Victim Programs	---	---	---
Investigation Costs	---	---	---
Court Costs	---	---	---
Salaries	---	---	---
Professional Services	---	---	---
Travel	---	---	---
Training	---	---	---
Other Operating Expenses	---	---	---
Capital Expenditures	---	---	---
Non-Profit or Other Programs	---	---	---
Other Expenditures	---	---	---
Total Expenditures	\$---	\$---	---
Estimated Value of All Held Property	\$---	\$---	---
Year-End Balance	\$---	\$---	---

*The first year of reporting forfeiture expenditures is 2022. Entity with no data in 2022 has no expenditures to report.

Nicollet County Attorney's Office

Expenditures	2021 Expenditures	2022* Expenditures	Percent Change (\$)
Amount Received in the Previous Year	\$---	\$3,416	---
Expenditure Categories			
Crime Prevention	\$---	375	---
Victim Reparations	---	---	---
Exploited Youth Programs	---	---	---
Trafficking Victim Programs	---	---	---
Investigation Costs	---	---	---
Court Costs	---	---	---
Salaries	---	---	---
Professional Services	---	---	---
Travel	---	---	---
Training	---	---	---
Other Operating Expenses	---	293	---
Capital Expenditures	---	2,441	---
Non-Profit or Other Programs	---	---	---
Other Expenditures	---	---	---
Total Expenditures	\$---	\$3,109	---
Estimated Value of All Held Property	\$---	\$---	---
Year-End Balance	\$---	57,645	---

*The first year of reporting forfeiture expenditures is 2022. Entity with no data in 2022 has no expenditures to report.

Nicollet County Sheriff's Office

Expenditures	2021 Expenditures	2022* Expenditures	Percent Change (\$)
Amount Received in the Previous Year	\$---	\$7,909	---
Expenditure Categories			
Crime Prevention	\$---	\$---	---
Victim Reparations	---	---	---
Exploited Youth Programs	---	---	---
Trafficking Victim Programs	---	---	---
Investigation Costs	---	---	---
Court Costs	---	---	---
Salaries	---	---	---
Professional Services	---	---	---
Travel	---	---	---
Training	---	---	---
Other Operating Expenses	---	---	---
Capital Expenditures	---	---	---
Non-Profit or Other Programs	---	---	---
Other Expenditures	---	---	---
Total Expenditures	\$---	\$---	---
Estimated Value of All Held Property	\$---	14,000	---
Year-End Balance	\$---	13,041	---

*The first year of reporting forfeiture expenditures is 2022. Entity with no data in 2022 has no expenditures to report.

Nisswa Police Department

	2021	2022*	Percent
Expenditures	Expenditures	Expenditures	Change (\$)
Amount Received in the Previous Year	\$---	\$6,682	---
Expenditure Categories			
Crime Prevention	\$---	\$---	---
Victim Reparations	---	---	---
Exploited Youth Programs	---	---	---
Trafficking Victim Programs	---	---	---
Investigation Costs	---	---	---
Court Costs	---	---	---
Salaries	---	---	---
Professional Services	---	---	---
Travel	---	---	---
Training	---	---	---
Other Operating Expenses	---	2,287	---
Capital Expenditures	---	---	---
Non-Profit or Other Programs	---	---	---
Other Expenditures	---	---	---
Total Expenditures	\$---	\$2,287	---
Estimated Value of All Held Property	\$---	7,900	---
Year-End Balance	\$---	29,471	---

*The first year of reporting forfeiture expenditures is 2022. Entity with no data in 2022 has no expenditures to report.

Nobles County Attorney's Office

	2021	2022*	Percent
Expenditures	Expenditures	Expenditures	Change (\$)
Amount Received in the Previous Year	\$---	\$9,839	---
Expenditure Categories			
Crime Prevention	\$---	\$---	---
Victim Reparations	---	---	---
Exploited Youth Programs	---	---	---
Trafficking Victim Programs	---	---	---
Investigation Costs	---	864	---
Court Costs	---	---	---
Salaries	---	---	---
Professional Services	---	---	---
Travel	---	---	---
Training	---	---	---
Other Operating Expenses	---	---	---
Capital Expenditures	---	---	---
Non-Profit or Other Programs	---	500	---
Other Expenditures	---	---	---
Total Expenditures	\$---	\$1,364	---
Estimated Value of All Held Property	\$---	8,475	---
Year-End Balance	\$---	87,283	---

*The first year of reporting forfeiture expenditures is 2022. Entity with no data in 2022 has no expenditures to report.

Nobles County Sheriff's Office

	2021	2022*	Percent
Expenditures	Expenditures	Expenditures	Change (\$)
Amount Received in the Previous Year	\$---	\$1,588	---
Expenditure Categories			
Crime Prevention	\$---	\$---	---
Victim Reparations	---	---	---
Exploited Youth Programs	---	---	---
Trafficking Victim Programs	---	---	---
Investigation Costs	---	---	---
Court Costs	---	---	---
Salaries	---	---	---
Professional Services	---	---	---
Travel	---	---	---
Training	---	---	---
Other Operating Expenses	---	---	---
Capital Expenditures	---	---	---
Non-Profit or Other Programs	---	---	---
Other Expenditures	---	---	---
Total Expenditures	\$---	\$---	---
Estimated Value of All Held Property	\$---	\$---	---
Year-End Balance	\$---	1,588	---

*The first year of reporting forfeiture expenditures is 2022. Entity with no data in 2022 has no expenditures to report.

Norman County Attorney's Office

	2021	2022*	Percent
Expenditures	Expenditures	Expenditures	Change (\$)
Amount Received in the Previous Year	\$---	\$68	---
Expenditure Categories			
Crime Prevention	\$---	\$---	---
Victim Reparations	---	---	---
Exploited Youth Programs	---	---	---
Trafficking Victim Programs	---	---	---
Investigation Costs	---	---	---
Court Costs	---	---	---
Salaries	---	---	---
Professional Services	---	---	---
Travel	---	---	---
Training	---	---	---
Other Operating Expenses	---	---	---
Capital Expenditures	---	---	---
Non-Profit or Other Programs	---	---	---
Other Expenditures	---	---	---
Total Expenditures	\$---	\$---	---
Estimated Value of All Held Property	\$---	\$---	---
Year-End Balance	\$---	160	---

*The first year of reporting forfeiture expenditures is 2022. Entity with no data in 2022 has no expenditures to report.

Norman County Sheriff's Office

Expenditures	2021 Expenditures	2022* Expenditures	Percent Change (\$)
Amount Received in the Previous Year	\$---	\$---	---
Expenditure Categories			
Crime Prevention	\$---	\$---	---
Victim Reparations	---	---	---
Exploited Youth Programs	---	---	---
Trafficking Victim Programs	---	---	---
Investigation Costs	---	---	---
Court Costs	---	---	---
Salaries	---	---	---
Professional Services	---	---	---
Travel	---	---	---
Training	---	---	---
Other Operating Expenses	---	---	---
Capital Expenditures	---	---	---
Non-Profit or Other Programs	---	---	---
Other Expenditures	---	---	---
Total Expenditures	\$---	\$---	---
Estimated Value of All Held Property	\$---	\$---	---
Year-End Balance	\$---	\$---	---

*The first year of reporting forfeiture expenditures is 2022. Entity with no data in 2022 has no expenditures to report.

North Branch Police Department

Expenditures	2021 Expenditures	2022* Expenditures	Percent Change (\$)
Amount Received in the Previous Year	\$---	\$910	---
Expenditure Categories			
Crime Prevention	\$---	\$---	---
Victim Reparations	---	---	---
Exploited Youth Programs	---	---	---
Trafficking Victim Programs	---	---	---
Investigation Costs	---	---	---
Court Costs	---	---	---
Salaries	---	---	---
Professional Services	---	---	---
Travel	---	---	---
Training	---	---	---
Other Operating Expenses	---	---	---
Capital Expenditures	---	---	---
Non-Profit or Other Programs	---	---	---
Other Expenditures	---	---	---
Total Expenditures	\$---	\$---	---
Estimated Value of All Held Property	\$---	363	---
Year-End Balance	\$---	1,874	---

*The first year of reporting forfeiture expenditures is 2022. Entity with no data in 2022 has no expenditures to report.

North Mankato Police Department

Expenditures	2021 Expenditures	2022* Expenditures	Percent Change (\$)
Amount Received in the Previous Year	\$---	\$14,202	---
Expenditure Categories			
Crime Prevention	\$---	\$---	---
Victim Reparations	---	---	---
Exploited Youth Programs	---	---	---
Trafficking Victim Programs	---	---	---
Investigation Costs	---	---	---
Court Costs	---	2,238	---
Salaries	---	---	---
Professional Services	---	---	---
Travel	---	---	---
Training	---	---	---
Other Operating Expenses	---	185	---
Capital Expenditures	---	186	---
Non-Profit or Other Programs	---	---	---
Other Expenditures	---	---	---
Total Expenditures	\$---	\$2,609	---
Estimated Value of All Held Property	\$---	\$---	---
Year-End Balance	\$---	17,467	---

*The first year of reporting forfeiture expenditures is 2022. Entity with no data in 2022 has no expenditures to report.

North Saint Paul Police Department

Expenditures	2021 Expenditures	2022* Expenditures	Percent Change (\$)
Amount Received in the Previous Year	\$---	\$---	---
Expenditure Categories			
Crime Prevention	\$---	\$---	---
Victim Reparations	---	---	---
Exploited Youth Programs	---	---	---
Trafficking Victim Programs	---	---	---
Investigation Costs	---	---	---
Court Costs	---	---	---
Salaries	---	---	---
Professional Services	---	---	---
Travel	---	---	---
Training	---	---	---
Other Operating Expenses	---	---	---
Capital Expenditures	---	99,776	---
Non-Profit or Other Programs	---	---	---
Other Expenditures	---	---	---
Total Expenditures	\$---	\$99,776	---
Estimated Value of All Held Property	\$---	\$---	---
Year-End Balance	\$---	10,697	---

*The first year of reporting forfeiture expenditures is 2022. Entity with no data in 2022 has no expenditures to report.

Northfield Police Department

Expenditures	2021 Expenditures	2022* Expenditures	Percent Change (\$)
Amount Received in the Previous Year	\$---	\$23,314	---
Expenditure Categories			
Crime Prevention	\$---	\$---	---
Victim Reparations	---	---	---
Exploited Youth Programs	---	---	---
Trafficking Victim Programs	---	---	---
Investigation Costs	---	---	---
Court Costs	---	---	---
Salaries	---	---	---
Professional Services	---	---	---
Travel	---	---	---
Training	---	---	---
Other Operating Expenses	---	---	---
Capital Expenditures	---	---	---
Non-Profit or Other Programs	---	---	---
Other Expenditures	---	---	---
Total Expenditures	\$---	\$---	---
Estimated Value of All Held Property	\$---	\$---	---
Year-End Balance	\$---	32,315	---

*The first year of reporting forfeiture expenditures is 2022. Entity with no data in 2022 has no expenditures to report.

Northwest Metro Drug Task Force

Expenditures	2021 Expenditures	2022* Expenditures	Percent Change (\$)
Amount Received in the Previous Year	\$---	\$21,587	---
Expenditure Categories			
Crime Prevention	\$---	\$---	---
Victim Reparations	---	---	---
Exploited Youth Programs	---	---	---
Trafficking Victim Programs	---	---	---
Investigation Costs	---	---	---
Court Costs	---	---	---
Salaries	---	86,895	---
Professional Services	---	50,092	---
Travel	---	---	---
Training	---	3,723	---
Other Operating Expenses	---	35,245	---
Capital Expenditures	---	41,984	---
Non-Profit or Other Programs	---	---	---
Other Expenditures	---	73,954	---
Total Expenditures	\$---	\$291,893	---
Estimated Value of All Held Property	\$---	395,090	---
Year-End Balance	\$---	751,753	---

*The first year of reporting forfeiture expenditures is 2022. Entity with no data in 2022 has no expenditures to report.

Oak Park Heights Police Department

Expenditures	2021 Expenditures	2022* Expenditures	Percent Change (\$)
Amount Received in the Previous Year	\$---	\$2,999	---
Expenditure Categories			
Crime Prevention	\$---	930	---
Victim Reparations	---	---	---
Exploited Youth Programs	---	---	---
Trafficking Victim Programs	---	---	---
Investigation Costs	---	---	---
Court Costs	---	---	---
Salaries	---	---	---
Professional Services	---	---	---
Travel	---	---	---
Training	---	---	---
Other Operating Expenses	---	---	---
Capital Expenditures	---	960	---
Non-Profit or Other Programs	---	---	---
Other Expenditures	---	---	---
Total Expenditures	\$---	\$1,890	---
Estimated Value of All Held Property	\$---	\$---	---
Year-End Balance	\$---	16,066	---

*The first year of reporting forfeiture expenditures is 2022. Entity with no data in 2022 has no expenditures to report.

Oakdale Police Department

Expenditures	2021 Expenditures	2022* Expenditures	Percent Change (\$)
Amount Received in the Previous Year	\$---	\$4,199	---
Expenditure Categories			
Crime Prevention	\$---	\$---	---
Victim Reparations	---	---	---
Exploited Youth Programs	---	---	---
Trafficking Victim Programs	---	---	---
Investigation Costs	---	---	---
Court Costs	---	---	---
Salaries	---	---	---
Professional Services	---	---	---
Travel	---	---	---
Training	---	---	---
Other Operating Expenses	---	---	---
Capital Expenditures	---	---	---
Non-Profit or Other Programs	---	---	---
Other Expenditures	---	---	---
Total Expenditures	\$---	\$---	---
Estimated Value of All Held Property	\$---	\$---	---
Year-End Balance	\$---	2,939	---

*The first year of reporting forfeiture expenditures is 2022. Entity with no data in 2022 has no expenditures to report.

Olivia Police Department

Expenditures	2021 Expenditures	2022* Expenditures	Percent Change (\$)
Amount Received in the Previous Year	\$---	\$---	---
Expenditure Categories			
Crime Prevention	\$---	\$---	---
Victim Reparations	---	---	---
Exploited Youth Programs	---	---	---
Trafficking Victim Programs	---	---	---
Investigation Costs	---	---	---
Court Costs	---	---	---
Salaries	---	---	---
Professional Services	---	---	---
Travel	---	---	---
Training	---	---	---
Other Operating Expenses	---	---	---
Capital Expenditures	---	---	---
Non-Profit or Other Programs	---	---	---
Other Expenditures	---	---	---
Total Expenditures	\$---	\$---	---
Estimated Value of All Held Property	\$---	\$---	---
Year-End Balance	\$---	\$---	---

*The first year of reporting forfeiture expenditures is 2022. Entity with no data in 2022 has no expenditures to report.

Olmsted County Attorney's Office

Expenditures	2021 Expenditures	2022* Expenditures	Percent Change (\$)
Amount Received in the Previous Year	\$---	\$15,684	---
Expenditure Categories			
Crime Prevention	\$---	\$---	---
Victim Reparations	---	150	---
Exploited Youth Programs	---	---	---
Trafficking Victim Programs	---	---	---
Investigation Costs	---	---	---
Court Costs	---	---	---
Salaries	---	9,899	---
Professional Services	---	---	---
Travel	---	291	---
Training	---	4,401	---
Other Operating Expenses	---	1,445	---
Capital Expenditures	---	---	---
Non-Profit or Other Programs	---	---	---
Other Expenditures	---	---	---
Total Expenditures	\$---	\$16,186	---
Estimated Value of All Held Property	\$---	\$---	---
Year-End Balance	\$---	53,299	---

*The first year of reporting forfeiture expenditures is 2022. Entity with no data in 2022 has no expenditures to report.

Olmsted County Sheriff's Office

Expenditures	2021 Expenditures	2022* Expenditures	Percent Change (\$)
Amount Received in the Previous Year	\$---	\$23,872	---
Expenditure Categories			
Crime Prevention	\$---	\$---	---
Victim Reparations	---	---	---
Exploited Youth Programs	---	---	---
Trafficking Victim Programs	---	---	---
Investigation Costs	---	---	---
Court Costs	---	---	---
Salaries	---	---	---
Professional Services	---	---	---
Travel	---	---	---
Training	---	4,093	---
Other Operating Expenses	---	2,052	---
Capital Expenditures	---	3,048	---
Non-Profit or Other Programs	---	---	---
Other Expenditures	---	---	---
Total Expenditures	\$---	\$9,193	---
Estimated Value of All Held Property	\$---	\$---	---
Year-End Balance	\$---	33,616	---

*The first year of reporting forfeiture expenditures is 2022. Entity with no data in 2022 has no expenditures to report.

Onamia Police Department

Expenditures	2021 Expenditures	2022* Expenditures	Percent Change (\$)
Amount Received in the Previous Year	\$---	\$523	---
Expenditure Categories			
Crime Prevention	\$---	\$---	---
Victim Reparations	---	---	---
Exploited Youth Programs	---	---	---
Trafficking Victim Programs	---	---	---
Investigation Costs	---	---	---
Court Costs	---	---	---
Salaries	---	---	---
Professional Services	---	---	---
Travel	---	286	---
Training	---	425	---
Other Operating Expenses	---	312	---
Capital Expenditures	---	---	---
Non-Profit or Other Programs	---	---	---
Other Expenditures	---	---	---
Total Expenditures	\$---	\$1,023	---
Estimated Value of All Held Property	\$---	1,350	---
Year-End Balance	\$---	\$---	---

*The first year of reporting forfeiture expenditures is 2022. Entity with no data in 2022 has no expenditures to report.

Orono Police Department

	2021	2022*	Percent
Expenditures	Expenditures	Expenditures	Change (\$)
Amount Received in the Previous Year	\$---	\$---	---
Expenditure Categories			
Crime Prevention	\$---	\$---	---
Victim Reparations	---	---	---
Exploited Youth Programs	---	---	---
Trafficking Victim Programs	---	---	---
Investigation Costs	---	---	---
Court Costs	---	---	---
Salaries	---	---	---
Professional Services	---	---	---
Travel	---	---	---
Training	---	---	---
Other Operating Expenses	---	---	---
Capital Expenditures	---	---	---
Non-Profit or Other Programs	---	---	---
Other Expenditures	---	---	---
Total Expenditures	\$---	\$---	---
Estimated Value of All Held Property	\$---	\$---	---
Year-End Balance	\$---	\$---	---

*The first year of reporting forfeiture expenditures is 2022. Entity with no data in 2022 has no expenditures to report.

Osakis Police Department

	2021	2022*	Percent
Expenditures	Expenditures	Expenditures	Change (\$)
Amount Received in the Previous Year	\$---	\$---	---
Expenditure Categories			
Crime Prevention	\$---	\$---	---
Victim Reparations	---	---	---
Exploited Youth Programs	---	---	---
Trafficking Victim Programs	---	---	---
Investigation Costs	---	---	---
Court Costs	---	---	---
Salaries	---	---	---
Professional Services	---	---	---
Travel	---	---	---
Training	---	---	---
Other Operating Expenses	---	---	---
Capital Expenditures	---	---	---
Non-Profit or Other Programs	---	---	---
Other Expenditures	---	---	---
Total Expenditures	\$---	\$---	---
Estimated Value of All Held Property	\$---	\$---	---
Year-End Balance	\$---	\$---	---

*The first year of reporting forfeiture expenditures is 2022. Entity with no data in 2022 has no expenditures to report.

Osseo Police Department

	2021	2022*	Percent
Expenditures	Expenditures	Expenditures	Change (\$)
Amount Received in the Previous Year	\$---	\$3,240	---
Expenditure Categories			
Crime Prevention	\$---	\$---	---
Victim Reparations	---	---	---
Exploited Youth Programs	---	---	---
Trafficking Victim Programs	---	---	---
Investigation Costs	---	---	---
Court Costs	---	---	---
Salaries	---	---	---
Professional Services	---	---	---
Travel	---	---	---
Training	---	---	---
Other Operating Expenses	---	1,463	---
Capital Expenditures	---	50	---
Non-Profit or Other Programs	---	---	---
Other Expenditures	---	---	---
Total Expenditures	\$---	\$1,513	---
Estimated Value of All Held Property	\$---	9,814	---
Year-End Balance	\$---	1,727	---

*The first year of reporting forfeiture expenditures is 2022. Entity with no data in 2022 has no expenditures to report.

Otter Tail County Attorney's Office

	2021	2022*	Percent
Expenditures	Expenditures	Expenditures	Change (\$)
Amount Received in the Previous Year	\$---	\$10,923	---
Expenditure Categories			
Crime Prevention	\$---	\$---	---
Victim Reparations	---	---	---
Exploited Youth Programs	---	---	---
Trafficking Victim Programs	---	---	---
Investigation Costs	---	---	---
Court Costs	---	---	---
Salaries	---	---	---
Professional Services	---	---	---
Travel	---	---	---
Training	---	565	---
Other Operating Expenses	---	---	---
Capital Expenditures	---	---	---
Non-Profit or Other Programs	---	---	---
Other Expenditures	---	---	---
Total Expenditures	\$---	\$565	---
Estimated Value of All Held Property	\$---	\$---	---
Year-End Balance	\$---	\$---	---

*The first year of reporting forfeiture expenditures is 2022. Entity with no data in 2022 has no expenditures to report.

Otter Tail County Sheriff's Office

Expenditures	2021 Expenditures	2022* Expenditures	Percent Change (\$)
Amount Received in the Previous Year	\$---	\$---	---
Expenditure Categories			
Crime Prevention	\$---	\$---	---
Victim Reparations	---	---	---
Exploited Youth Programs	---	---	---
Trafficking Victim Programs	---	---	---
Investigation Costs	---	---	---
Court Costs	---	---	---
Salaries	---	---	---
Professional Services	---	---	---
Travel	---	---	---
Training	---	---	---
Other Operating Expenses	---	---	---
Capital Expenditures	---	---	---
Non-Profit or Other Programs	---	---	---
Other Expenditures	---	---	---
Total Expenditures	\$---	\$---	---
Estimated Value of All Held Property	\$---	76,239	---
Year-End Balance	\$---	89,978	---

*The first year of reporting forfeiture expenditures is 2022. Entity with no data in 2022 has no expenditures to report.

Owatonna Police Department

Expenditures	2021 Expenditures	2022* Expenditures	Percent Change (\$)
Amount Received in the Previous Year	\$---	\$9,644	---
Expenditure Categories			
Crime Prevention	\$---	500	---
Victim Reparations	---	---	---
Exploited Youth Programs	---	---	---
Trafficking Victim Programs	---	---	---
Investigation Costs	---	---	---
Court Costs	---	1,204	---
Salaries	---	---	---
Professional Services	---	---	---
Travel	---	1,048	---
Training	---	---	---
Other Operating Expenses	---	37	---
Capital Expenditures	---	4,941	---
Non-Profit or Other Programs	---	---	---
Other Expenditures	---	205	---
Total Expenditures	\$---	\$7,935	---
Estimated Value of All Held Property	\$---	74,550	---
Year-End Balance	\$---	6,612	---

*The first year of reporting forfeiture expenditures is 2022. Entity with no data in 2022 has no expenditures to report.

Park Rapids Police Department

Expenditures	2021 Expenditures	2022* Expenditures	Percent Change (\$)
Amount Received in the Previous Year	\$---	\$6,926	---
Expenditure Categories			
Crime Prevention	\$---	\$---	---
Victim Reparations	---	---	---
Exploited Youth Programs	---	---	---
Trafficking Victim Programs	---	---	---
Investigation Costs	---	---	---
Court Costs	---	---	---
Salaries	---	---	---
Professional Services	---	1,281	---
Travel	---	---	---
Training	---	---	---
Other Operating Expenses	---	---	---
Capital Expenditures	---	6,180	---
Non-Profit or Other Programs	---	---	---
Other Expenditures	---	---	---
Total Expenditures	\$---	\$7,461	---
Estimated Value of All Held Property	\$---	6,000	---
Year-End Balance	\$---	12,081	---

*The first year of reporting forfeiture expenditures is 2022. Entity with no data in 2022 has no expenditures to report.

Parkers Prairie Police Department

Expenditures	2021 Expenditures	2022* Expenditures	Percent Change (\$)
Amount Received in the Previous Year	\$---	\$---	---
Expenditure Categories			
Crime Prevention	\$---	\$---	---
Victim Reparations	---	---	---
Exploited Youth Programs	---	---	---
Trafficking Victim Programs	---	---	---
Investigation Costs	---	---	---
Court Costs	---	---	---
Salaries	---	---	---
Professional Services	---	---	---
Travel	---	---	---
Training	---	---	---
Other Operating Expenses	---	---	---
Capital Expenditures	---	---	---
Non-Profit or Other Programs	---	---	---
Other Expenditures	---	---	---
Total Expenditures	\$---	\$---	---
Estimated Value of All Held Property	\$---	\$---	---
Year-End Balance	\$---	\$---	---

*The first year of reporting forfeiture expenditures is 2022. Entity with no data in 2022 has no expenditures to report.

Paul Bunyan Drug Task Force

Expenditures	2021 Expenditures	2022* Expenditures	Percent Change (\$)
Amount Received in the Previous Year	\$---	\$46,004	---
Expenditure Categories			
Crime Prevention	\$---	\$---	---
Victim Reparations	---	---	---
Exploited Youth Programs	---	---	---
Trafficking Victim Programs	---	---	---
Investigation Costs	---	3,322	---
Court Costs	---	501	---
Salaries	---	293	---
Professional Services	---	59	---
Travel	---	1,288	---
Training	---	---	---
Other Operating Expenses	---	346	---
Capital Expenditures	---	1,294	---
Non-Profit or Other Programs	---	---	---
Other Expenditures	---	164	---
Total Expenditures	\$---	\$7,267	---
Estimated Value of All Held Property	\$---	300,143	---
Year-End Balance	\$---	223,981	---

*The first year of reporting forfeiture expenditures is 2022. Entity with no data in 2022 has no expenditures to report.

Paynesville Police Department

Expenditures	2021 Expenditures	2022* Expenditures	Percent Change (\$)
Amount Received in the Previous Year	\$---	\$5,208	---
Expenditure Categories			
Crime Prevention	\$---	\$---	---
Victim Reparations	---	---	---
Exploited Youth Programs	---	---	---
Trafficking Victim Programs	---	---	---
Investigation Costs	---	---	---
Court Costs	---	---	---
Salaries	---	---	---
Professional Services	---	---	---
Travel	---	---	---
Training	---	---	---
Other Operating Expenses	---	---	---
Capital Expenditures	---	---	---
Non-Profit or Other Programs	---	---	---
Other Expenditures	---	---	---
Total Expenditures	\$---	\$---	---
Estimated Value of All Held Property	\$---	\$---	---
Year-End Balance	\$---	25,098	---

*The first year of reporting forfeiture expenditures is 2022. Entity with no data in 2022 has no expenditures to report.

Pelican Rapids Police Department

Expenditures	2021 Expenditures	2022* Expenditures	Percent Change (\$)
Amount Received in the Previous Year	\$---	\$---	---
Expenditure Categories			
Crime Prevention	\$---	\$---	---
Victim Reparations	---	---	---
Exploited Youth Programs	---	---	---
Trafficking Victim Programs	---	---	---
Investigation Costs	---	---	---
Court Costs	---	---	---
Salaries	---	---	---
Professional Services	---	---	---
Travel	---	---	---
Training	---	---	---
Other Operating Expenses	---	---	---
Capital Expenditures	---	---	---
Non-Profit or Other Programs	---	---	---
Other Expenditures	---	---	---
Total Expenditures	\$---	\$---	---
Estimated Value of All Held Property	\$---	\$---	---
Year-End Balance	\$---	\$---	---

*The first year of reporting forfeiture expenditures is 2022. Entity with no data in 2022 has no expenditures to report.

Pennington County Attorney's Office

Expenditures	2021 Expenditures	2022* Expenditures	Percent Change (\$)
Amount Received in the Previous Year	\$---	\$9,773	---
Expenditure Categories			
Crime Prevention	\$---	\$---	---
Victim Reparations	---	---	---
Exploited Youth Programs	---	---	---
Trafficking Victim Programs	---	---	---
Investigation Costs	---	---	---
Court Costs	---	---	---
Salaries	---	---	---
Professional Services	---	---	---
Travel	---	---	---
Training	---	---	---
Other Operating Expenses	---	---	---
Capital Expenditures	---	---	---
Non-Profit or Other Programs	---	---	---
Other Expenditures	---	---	---
Total Expenditures	\$---	\$---	---
Estimated Value of All Held Property	\$---	\$---	---
Year-End Balance	\$---	34,947	---

*The first year of reporting forfeiture expenditures is 2022. Entity with no data in 2022 has no expenditures to report.

Pennington County Sheriff's Office

Expenditures	2021 Expenditures	2022* Expenditures	Percent Change (\$)
Amount Received in the Previous Year	\$---	\$---	---
Expenditure Categories			
Crime Prevention	\$---	\$---	---
Victim Reparations	---	---	---
Exploited Youth Programs	---	---	---
Trafficking Victim Programs	---	---	---
Investigation Costs	---	---	---
Court Costs	---	---	---
Salaries	---	---	---
Professional Services	---	---	---
Travel	---	---	---
Training	---	---	---
Other Operating Expenses	---	---	---
Capital Expenditures	---	---	---
Non-Profit or Other Programs	---	---	---
Other Expenditures	---	---	---
Total Expenditures	\$---	\$---	---
Estimated Value of All Held Property	\$---	\$---	---
Year-End Balance	\$---	\$---	---

*The first year of reporting forfeiture expenditures is 2022. Entity with no data in 2022 has no expenditures to report.

Pequot Lakes Police Department

Expenditures	2021 Expenditures	2022* Expenditures	Percent Change (\$)
Amount Received in the Previous Year	\$---	\$---	---
Expenditure Categories			
Crime Prevention	\$---	\$---	---
Victim Reparations	---	---	---
Exploited Youth Programs	---	---	---
Trafficking Victim Programs	---	---	---
Investigation Costs	---	---	---
Court Costs	---	---	---
Salaries	---	---	---
Professional Services	---	---	---
Travel	---	---	---
Training	---	---	---
Other Operating Expenses	---	---	---
Capital Expenditures	---	---	---
Non-Profit or Other Programs	---	---	---
Other Expenditures	---	---	---
Total Expenditures	\$---	\$---	---
Estimated Value of All Held Property	\$---	\$---	---
Year-End Balance	\$---	31,159	---

*The first year of reporting forfeiture expenditures is 2022. Entity with no data in 2022 has no expenditures to report.

Perham Police Department

Expenditures	2021 Expenditures	2022* Expenditures	Percent Change (\$)
Amount Received in the Previous Year	\$---	\$642	---
Expenditure Categories			
Crime Prevention	\$---	\$---	---
Victim Reparations	---	---	---
Exploited Youth Programs	---	---	---
Trafficking Victim Programs	---	---	---
Investigation Costs	---	---	---
Court Costs	---	---	---
Salaries	---	642	---
Professional Services	---	---	---
Travel	---	---	---
Training	---	---	---
Other Operating Expenses	---	---	---
Capital Expenditures	---	---	---
Non-Profit or Other Programs	---	---	---
Other Expenditures	---	---	---
Total Expenditures	\$---	\$642	---
Estimated Value of All Held Property	\$---	\$---	---
Year-End Balance	\$---	\$---	---

*The first year of reporting forfeiture expenditures is 2022. Entity with no data in 2022 has no expenditures to report.

Pierz Police Department

Expenditures	2021 Expenditures	2022* Expenditures	Percent Change (\$)
Amount Received in the Previous Year	\$---	\$---	---
Expenditure Categories			
Crime Prevention	\$---	\$---	---
Victim Reparations	---	---	---
Exploited Youth Programs	---	---	---
Trafficking Victim Programs	---	---	---
Investigation Costs	---	---	---
Court Costs	---	---	---
Salaries	---	---	---
Professional Services	---	---	---
Travel	---	---	---
Training	---	---	---
Other Operating Expenses	---	---	---
Capital Expenditures	---	---	---
Non-Profit or Other Programs	---	---	---
Other Expenditures	---	---	---
Total Expenditures	\$---	\$---	---
Estimated Value of All Held Property	\$---	\$---	---
Year-End Balance	\$---	\$---	---

*The first year of reporting forfeiture expenditures is 2022. Entity with no data in 2022 has no expenditures to report.

Pillager Police Department

	2021	2022*	Percent
Expenditures	Expenditures	Expenditures	Change (\$)
Amount Received in the Previous Year	\$---	\$---	---
Expenditure Categories			
Crime Prevention	\$---	\$---	---
Victim Reparations	---	---	---
Exploited Youth Programs	---	---	---
Trafficking Victim Programs	---	---	---
Investigation Costs	---	---	---
Court Costs	---	---	---
Salaries	---	---	---
Professional Services	---	---	---
Travel	---	---	---
Training	---	---	---
Other Operating Expenses	---	---	---
Capital Expenditures	---	---	---
Non-Profit or Other Programs	---	---	---
Other Expenditures	---	---	---
Total Expenditures	\$---	\$---	---
Estimated Value of All Held Property	\$---	\$---	---
Year-End Balance	\$---	\$---	---

*The first year of reporting forfeiture expenditures is 2022. Entity with no data in 2022 has no expenditures to report.

Pine County Attorney's Office

	2021	2022*	Percent
Expenditures	Expenditures	Expenditures	Change (\$)
Amount Received in the Previous Year	\$---	\$7,800	---
Expenditure Categories			
Crime Prevention	\$---	\$---	---
Victim Reparations	---	---	---
Exploited Youth Programs	---	---	---
Trafficking Victim Programs	---	---	---
Investigation Costs	---	---	---
Court Costs	---	---	---
Salaries	---	---	---
Professional Services	---	---	---
Travel	---	---	---
Training	---	---	---
Other Operating Expenses	---	---	---
Capital Expenditures	---	---	---
Non-Profit or Other Programs	---	---	---
Other Expenditures	---	---	---
Total Expenditures	\$---	\$---	---
Estimated Value of All Held Property	\$---	108,000	---
Year-End Balance	\$---	108,000	---

*The first year of reporting forfeiture expenditures is 2022. Entity with no data in 2022 has no expenditures to report.

Pine County Sheriff's Office

	2021	2022*	Percent
Expenditures	Expenditures	Expenditures	Change (\$)
Amount Received in the Previous Year	\$---	\$8,554	---
Expenditure Categories			
Crime Prevention	\$---	\$---	---
Victim Reparations	---	---	---
Exploited Youth Programs	---	---	---
Trafficking Victim Programs	---	---	---
Investigation Costs	---	---	---
Court Costs	---	---	---
Salaries	---	---	---
Professional Services	---	---	---
Travel	---	---	---
Training	---	---	---
Other Operating Expenses	---	---	---
Capital Expenditures	---	---	---
Non-Profit or Other Programs	---	---	---
Other Expenditures	---	---	---
Total Expenditures	\$---	\$---	---
Estimated Value of All Held Property	\$---	\$---	---
Year-End Balance	\$---	23,844	---

*The first year of reporting forfeiture expenditures is 2022. Entity with no data in 2022 has no expenditures to report.

Pine River Police Department

	2021	2022*	Percent
Expenditures	Expenditures	Expenditures	Change (\$)
Amount Received in the Previous Year	\$---	\$---	---
Expenditure Categories			
Crime Prevention	\$---	\$---	---
Victim Reparations	---	---	---
Exploited Youth Programs	---	---	---
Trafficking Victim Programs	---	---	---
Investigation Costs	---	---	---
Court Costs	---	---	---
Salaries	---	---	---
Professional Services	---	---	---
Travel	---	---	---
Training	---	---	---
Other Operating Expenses	---	---	---
Capital Expenditures	---	---	---
Non-Profit or Other Programs	---	---	---
Other Expenditures	---	---	---
Total Expenditures	\$---	\$---	---
Estimated Value of All Held Property	\$---	\$---	---
Year-End Balance	\$---	\$---	---

*The first year of reporting forfeiture expenditures is 2022. Entity with no data in 2022 has no expenditures to report.

Pine to Prairie Drug Task Force

Expenditures	2021 Expenditures	2022* Expenditures	Percent Change (\$)
Amount Received in the Previous Year	\$---	\$26,353	---
Expenditure Categories			
Crime Prevention	\$---	\$---	---
Victim Reparations	---	---	---
Exploited Youth Programs	---	---	---
Trafficking Victim Programs	---	---	---
Investigation Costs	---	---	---
Court Costs	---	---	---
Salaries	---	---	---
Professional Services	---	---	---
Travel	---	---	---
Training	---	---	---
Other Operating Expenses	---	---	---
Capital Expenditures	---	---	---
Non-Profit or Other Programs	---	---	---
Other Expenditures	---	---	---
Total Expenditures	\$---	\$---	---
Estimated Value of All Held Property	\$---	\$---	---
Year-End Balance	\$---	26,353	---

*The first year of reporting forfeiture expenditures is 2022. Entity with no data in 2022 has no expenditures to report.

Pipestone County Attorney's Office

Expenditures	2021 Expenditures	2022* Expenditures	Percent Change (\$)
Amount Received in the Previous Year	\$---	\$1,612	---
Expenditure Categories			
Crime Prevention	\$---	\$---	---
Victim Reparations	---	---	---
Exploited Youth Programs	---	---	---
Trafficking Victim Programs	---	---	---
Investigation Costs	---	---	---
Court Costs	---	---	---
Salaries	---	---	---
Professional Services	---	---	---
Travel	---	---	---
Training	---	---	---
Other Operating Expenses	---	---	---
Capital Expenditures	---	---	---
Non-Profit or Other Programs	---	---	---
Other Expenditures	---	---	---
Total Expenditures	\$---	\$---	---
Estimated Value of All Held Property	\$---	\$---	---
Year-End Balance	\$---	1,612	---

*The first year of reporting forfeiture expenditures is 2022. Entity with no data in 2022 has no expenditures to report.

Pipestone County Sheriff's Office

Expenditures	2021 Expenditures	2022* Expenditures	Percent Change (\$)
Amount Received in the Previous Year	\$---	\$8,061	---
Expenditure Categories			
Crime Prevention	\$---	\$---	---
Victim Reparations	---	---	---
Exploited Youth Programs	---	---	---
Trafficking Victim Programs	---	---	---
Investigation Costs	---	---	---
Court Costs	---	---	---
Salaries	---	---	---
Professional Services	---	---	---
Travel	---	---	---
Training	---	---	---
Other Operating Expenses	---	---	---
Capital Expenditures	---	17,091	---
Non-Profit or Other Programs	---	---	---
Other Expenditures	---	---	---
Total Expenditures	\$---	\$17,091	---
Estimated Value of All Held Property	\$---	\$---	---
Year-End Balance	\$---	35,883	---

*The first year of reporting forfeiture expenditures is 2022. Entity with no data in 2022 has no expenditures to report.

Plainview Police Department

Expenditures	2021 Expenditures	2022* Expenditures	Percent Change (\$)
Amount Received in the Previous Year	\$---	\$---	---
Expenditure Categories			
Crime Prevention	\$---	\$---	---
Victim Reparations	---	---	---
Exploited Youth Programs	---	---	---
Trafficking Victim Programs	---	---	---
Investigation Costs	---	---	---
Court Costs	---	---	---
Salaries	---	---	---
Professional Services	---	---	---
Travel	---	---	---
Training	---	---	---
Other Operating Expenses	---	---	---
Capital Expenditures	---	---	---
Non-Profit or Other Programs	---	---	---
Other Expenditures	---	---	---
Total Expenditures	\$---	\$---	---
Estimated Value of All Held Property	\$---	\$---	---
Year-End Balance	\$---	\$---	---

*The first year of reporting forfeiture expenditures is 2022. Entity with no data in 2022 has no expenditures to report.

Plymouth Police Department

Expenditures	2021 Expenditures	2022* Expenditures	Percent Change (\$)
Amount Received in the Previous Year	\$---	\$2,600	---
Expenditure Categories			
Crime Prevention	\$---	\$---	---
Victim Reparations	---	---	---
Exploited Youth Programs	---	---	---
Trafficking Victim Programs	---	---	---
Investigation Costs	---	---	---
Court Costs	---	320	---
Salaries	---	---	---
Professional Services	---	---	---
Travel	---	---	---
Training	---	---	---
Other Operating Expenses	---	---	---
Capital Expenditures	---	44,698	---
Non-Profit or Other Programs	---	---	---
Other Expenditures	---	520	---
Total Expenditures	\$---	\$45,538	---
Estimated Value of All Held Property	\$---	\$---	---
Year-End Balance	\$---	122,151	---

*The first year of reporting forfeiture expenditures is 2022. Entity with no data in 2022 has no expenditures to report.

Polk County Attorney's Office

Expenditures	2021 Expenditures	2022* Expenditures	Percent Change (\$)
Amount Received in the Previous Year	\$---	\$27,688	---
Expenditure Categories			
Crime Prevention	\$---	138	---
Victim Reparations	---	---	---
Exploited Youth Programs	---	---	---
Trafficking Victim Programs	---	---	---
Investigation Costs	---	---	---
Court Costs	---	---	---
Salaries	---	---	---
Professional Services	---	---	---
Travel	---	---	---
Training	---	---	---
Other Operating Expenses	---	1,067	---
Capital Expenditures	---	4,673	---
Non-Profit or Other Programs	---	1,000	---
Other Expenditures	---	1,995	---
Total Expenditures	\$---	\$8,873	---
Estimated Value of All Held Property	\$---	\$---	---
Year-End Balance	\$---	54,598	---

*The first year of reporting forfeiture expenditures is 2022. Entity with no data in 2022 has no expenditures to report.

Polk County Sheriff's Office

Expenditures	2021 Expenditures	2022* Expenditures	Percent Change (\$)
Amount Received in the Previous Year	\$---	\$---	---
Expenditure Categories			
Crime Prevention	\$---	\$---	---
Victim Reparations	---	---	---
Exploited Youth Programs	---	---	---
Trafficking Victim Programs	---	---	---
Investigation Costs	---	---	---
Court Costs	---	---	---
Salaries	---	---	---
Professional Services	---	---	---
Travel	---	---	---
Training	---	---	---
Other Operating Expenses	---	---	---
Capital Expenditures	---	---	---
Non-Profit or Other Programs	---	---	---
Other Expenditures	---	---	---
Total Expenditures	\$---	\$---	---
Estimated Value of All Held Property	\$---	\$---	---
Year-End Balance	\$---	\$---	---

*The first year of reporting forfeiture expenditures is 2022. Entity with no data in 2022 has no expenditures to report.

Pope County Attorney's Office

Expenditures	2021 Expenditures	2022* Expenditures	Percent Change (\$)
Amount Received in the Previous Year	\$---	\$450	---
Expenditure Categories			
Crime Prevention	\$---	\$---	---
Victim Reparations	---	---	---
Exploited Youth Programs	---	---	---
Trafficking Victim Programs	---	---	---
Investigation Costs	---	---	---
Court Costs	---	---	---
Salaries	---	---	---
Professional Services	---	203	---
Travel	---	---	---
Training	---	155	---
Other Operating Expenses	---	---	---
Capital Expenditures	---	---	---
Non-Profit or Other Programs	---	---	---
Other Expenditures	---	---	---
Total Expenditures	\$---	\$358	---
Estimated Value of All Held Property	\$---	1,000	---
Year-End Balance	\$---	1,381	---

*The first year of reporting forfeiture expenditures is 2022. Entity with no data in 2022 has no expenditures to report.

Pope County Sheriff's Office

	2021	2022*	Percent
Expenditures	Expenditures	Expenditures	Change (\$)
Amount Received in the Previous Year	\$---	\$---	---
Expenditure Categories			
Crime Prevention	\$---	\$---	---
Victim Reparations	---	---	---
Exploited Youth Programs	---	---	---
Trafficking Victim Programs	---	---	---
Investigation Costs	---	---	---
Court Costs	---	---	---
Salaries	---	---	---
Professional Services	---	---	---
Travel	---	---	---
Training	---	---	---
Other Operating Expenses	---	---	---
Capital Expenditures	---	---	---
Non-Profit or Other Programs	---	---	---
Other Expenditures	---	---	---
Total Expenditures	\$---	\$---	---
Estimated Value of All Held Property	\$---	\$---	---
Year-End Balance	\$---	\$---	---

*The first year of reporting forfeiture expenditures is 2022. Entity with no data in 2022 has no expenditures to report.

Prairie Island Indian Community Police

	2021	2022*	Percent
Expenditures	Expenditures	Expenditures	Change (\$)
Amount Received in the Previous Year	\$---	\$---	---
Expenditure Categories			
Crime Prevention	\$---	\$---	---
Victim Reparations	---	---	---
Exploited Youth Programs	---	---	---
Trafficking Victim Programs	---	---	---
Investigation Costs	---	---	---
Court Costs	---	---	---
Salaries	---	---	---
Professional Services	---	---	---
Travel	---	---	---
Training	---	---	---
Other Operating Expenses	---	---	---
Capital Expenditures	---	---	---
Non-Profit or Other Programs	---	---	---
Other Expenditures	---	---	---
Total Expenditures	\$---	\$---	---
Estimated Value of All Held Property	\$---	20,958	---
Year-End Balance	\$---	950	---

*The first year of reporting forfeiture expenditures is 2022. Entity with no data in 2022 has no expenditures to report.

Preston Police Department

	2021	2022*	Percent
Expenditures	Expenditures	Expenditures	Change (\$)
Amount Received in the Previous Year	\$---	\$725	---
Expenditure Categories			
Crime Prevention	\$---	\$---	---
Victim Reparations	---	---	---
Exploited Youth Programs	---	---	---
Trafficking Victim Programs	---	---	---
Investigation Costs	---	---	---
Court Costs	---	---	---
Salaries	---	---	---
Professional Services	---	---	---
Travel	---	---	---
Training	---	---	---
Other Operating Expenses	---	---	---
Capital Expenditures	---	---	---
Non-Profit or Other Programs	---	---	---
Other Expenditures	---	---	---
Total Expenditures	\$---	\$---	---
Estimated Value of All Held Property	\$---	\$---	---
Year-End Balance	\$---	725	---

*The first year of reporting forfeiture expenditures is 2022. Entity with no data in 2022 has no expenditures to report.

Princeton Police Department

	2021	2022*	Percent
Expenditures	Expenditures	Expenditures	Change (\$)
Amount Received in the Previous Year	\$---	\$8,282	---
Expenditure Categories			
Crime Prevention	\$---	322	---
Victim Reparations	---	---	---
Exploited Youth Programs	---	---	---
Trafficking Victim Programs	---	---	---
Investigation Costs	---	---	---
Court Costs	---	---	---
Salaries	---	---	---
Professional Services	---	---	---
Travel	---	---	---
Training	---	---	---
Other Operating Expenses	---	102	---
Capital Expenditures	---	470	---
Non-Profit or Other Programs	---	---	---
Other Expenditures	---	---	---
Total Expenditures	\$---	\$894	---
Estimated Value of All Held Property	\$---	\$---	---
Year-End Balance	\$---	13,206	---

*The first year of reporting forfeiture expenditures is 2022. Entity with no data in 2022 has no expenditures to report.

Prior Lake Police Department

Expenditures	2021 Expenditures	2022* Expenditures	Percent Change (\$)
Amount Received in the Previous Year	\$---	\$145,350	---
Expenditure Categories			
Crime Prevention	\$---	\$---	---
Victim Reparations	---	---	---
Exploited Youth Programs	---	---	---
Trafficking Victim Programs	---	---	---
Investigation Costs	---	---	---
Court Costs	---	---	---
Salaries	---	---	---
Professional Services	---	---	---
Travel	---	---	---
Training	---	---	---
Other Operating Expenses	---	---	---
Capital Expenditures	---	36,740	---
Non-Profit or Other Programs	---	---	---
Other Expenditures	---	---	---
Total Expenditures	\$---	\$36,740	---
Estimated Value of All Held Property	\$---	\$---	---
Year-End Balance	\$---	132,967	---

*The first year of reporting forfeiture expenditures is 2022. Entity with no data in 2022 has no expenditures to report.

Proctor Police Department

Expenditures	2021 Expenditures	2022* Expenditures	Percent Change (\$)
Amount Received in the Previous Year	\$---	\$---	---
Expenditure Categories			
Crime Prevention	\$---	\$---	---
Victim Reparations	---	---	---
Exploited Youth Programs	---	---	---
Trafficking Victim Programs	---	---	---
Investigation Costs	---	---	---
Court Costs	---	---	---
Salaries	---	---	---
Professional Services	---	---	---
Travel	---	---	---
Training	---	---	---
Other Operating Expenses	---	---	---
Capital Expenditures	---	---	---
Non-Profit or Other Programs	---	---	---
Other Expenditures	---	---	---
Total Expenditures	\$---	\$---	---
Estimated Value of All Held Property	\$---	\$---	---
Year-End Balance	\$---	\$---	---

*The first year of reporting forfeiture expenditures is 2022. Entity with no data in 2022 has no expenditures to report.

Ramsey County Attorney's Office

Expenditures	2021 Expenditures	2022* Expenditures	Percent Change (\$)
Amount Received in the Previous Year	\$---	\$99,607	---
Expenditure Categories			
Crime Prevention	\$---	\$---	---
Victim Reparations	---	4,683	---
Exploited Youth Programs	---	---	---
Trafficking Victim Programs	---	---	---
Investigation Costs	---	---	---
Court Costs	---	---	---
Salaries	---	---	---
Professional Services	---	80,000	---
Travel	---	---	---
Training	---	---	---
Other Operating Expenses	---	---	---
Capital Expenditures	---	---	---
Non-Profit or Other Programs	---	2,000	---
Other Expenditures	---	---	---
Total Expenditures	\$---	\$86,683	---
Estimated Value of All Held Property	\$---	\$---	---
Year-End Balance	\$---	938,807	---

*The first year of reporting forfeiture expenditures is 2022. Entity with no data in 2022 has no expenditures to report.

Ramsey County Sheriff's Office

Expenditures	2021 Expenditures	2022* Expenditures	Percent Change (\$)
Amount Received in the Previous Year	\$---	\$51,025	---
Expenditure Categories			
Crime Prevention	\$---	\$---	---
Victim Reparations	---	---	---
Exploited Youth Programs	---	---	---
Trafficking Victim Programs	---	---	---
Investigation Costs	---	---	---
Court Costs	---	12,050	---
Salaries	---	---	---
Professional Services	---	---	---
Travel	---	---	---
Training	---	526	---
Other Operating Expenses	---	407	---
Capital Expenditures	---	135,728	---
Non-Profit or Other Programs	---	---	---
Other Expenditures	---	2,497	---
Total Expenditures	\$---	\$151,208	---
Estimated Value of All Held Property	\$---	51,025	---
Year-End Balance	\$---	64,789	---

*The first year of reporting forfeiture expenditures is 2022. Entity with no data in 2022 has no expenditures to report.

Ramsey County Violent Crime Enforcement Team

	2021	2022*	Percent
Expenditures	Expenditures	Expenditures	Change (\$)
Amount Received in the Previous Year	\$---	\$82,624	---
Expenditure Categories			
Crime Prevention	\$---	4,220	---
Victim Reparations	---	---	---
Exploited Youth Programs	---	---	---
Trafficking Victim Programs	---	---	---
Investigation Costs	---	32,572	---
Court Costs	---	---	---
Salaries	---	---	---
Professional Services	---	---	---
Travel	---	---	---
Training	---	---	---
Other Operating Expenses	---	103,982	---
Capital Expenditures	---	2,962	---
Non-Profit or Other Programs	---	---	---
Other Expenditures	---	---	---
Total Expenditures	\$---	\$143,736	---
Estimated Value of All Held Property	\$---	\$---	---
Year-End Balance	\$---	128,658	---

*The first year of reporting forfeiture expenditures is 2022. Entity with no data in 2022 has no expenditures to report.

Ramsey Police Department

	2021	2022*	Percent
Expenditures	Expenditures	Expenditures	Change (\$)
Amount Received in the Previous Year	\$---	\$1,485	---
Expenditure Categories			
Crime Prevention	\$---	\$---	---
Victim Reparations	---	---	---
Exploited Youth Programs	---	---	---
Trafficking Victim Programs	---	---	---
Investigation Costs	---	---	---
Court Costs	---	261	---
Salaries	---	---	---
Professional Services	---	---	---
Travel	---	---	---
Training	---	---	---
Other Operating Expenses	---	19	---
Capital Expenditures	---	10,021	---
Non-Profit or Other Programs	---	---	---
Other Expenditures	---	---	---
Total Expenditures	\$---	\$10,301	---
Estimated Value of All Held Property	\$---	67,450	---
Year-End Balance	\$---	19,699	---

*The first year of reporting forfeiture expenditures is 2022. Entity with no data in 2022 has no expenditures to report.

Red Lake County Attorney's Office

	2021	2022*	Percent
Expenditures	Expenditures	Expenditures	Change (\$)
Amount Received in the Previous Year	\$---	\$---	---
Expenditure Categories			
Crime Prevention	\$---	\$---	---
Victim Reparations	---	---	---
Exploited Youth Programs	---	---	---
Trafficking Victim Programs	---	---	---
Investigation Costs	---	---	---
Court Costs	---	---	---
Salaries	---	---	---
Professional Services	---	---	---
Travel	---	---	---
Training	---	---	---
Other Operating Expenses	---	---	---
Capital Expenditures	---	---	---
Non-Profit or Other Programs	---	---	---
Other Expenditures	---	---	---
Total Expenditures	\$---	\$---	---
Estimated Value of All Held Property	\$---	\$---	---
Year-End Balance	\$---	864	---

*The first year of reporting forfeiture expenditures is 2022. Entity with no data in 2022 has no expenditures to report.

Red Lake County Sheriff's Office

	2021	2022*	Percent
Expenditures	Expenditures	Expenditures	Change (\$)
Amount Received in the Previous Year	\$---	\$---	---
Expenditure Categories			
Crime Prevention	\$---	\$---	---
Victim Reparations	---	---	---
Exploited Youth Programs	---	---	---
Trafficking Victim Programs	---	---	---
Investigation Costs	---	---	---
Court Costs	---	---	---
Salaries	---	---	---
Professional Services	---	---	---
Travel	---	---	---
Training	---	---	---
Other Operating Expenses	---	---	---
Capital Expenditures	---	---	---
Non-Profit or Other Programs	---	---	---
Other Expenditures	---	---	---
Total Expenditures	\$---	\$---	---
Estimated Value of All Held Property	\$---	\$---	---
Year-End Balance	\$---	\$---	---

*The first year of reporting forfeiture expenditures is 2022. Entity with no data in 2022 has no expenditures to report.

Red Wing Police Department

Expenditures	2021 Expenditures	2022* Expenditures	Percent Change (\$)
Amount Received in the Previous Year	\$---	\$---	---
Expenditure Categories			
Crime Prevention	\$---	\$---	---
Victim Reparations	---	---	---
Exploited Youth Programs	---	---	---
Trafficking Victim Programs	---	---	---
Investigation Costs	---	---	---
Court Costs	---	---	---
Salaries	---	---	---
Professional Services	---	---	---
Travel	---	---	---
Training	---	---	---
Other Operating Expenses	---	---	---
Capital Expenditures	---	2,638	---
Non-Profit or Other Programs	---	---	---
Other Expenditures	---	1,920	---
Total Expenditures	\$---	\$4,558	---
Estimated Value of All Held Property	\$---	1,000	---
Year-End Balance	\$---	1,640	---

*The first year of reporting forfeiture expenditures is 2022. Entity with no data in 2022 has no expenditures to report.

Redwood County Attorney's Office

Expenditures	2021 Expenditures	2022* Expenditures	Percent Change (\$)
Amount Received in the Previous Year	\$---	\$3,192	---
Expenditure Categories			
Crime Prevention	\$---	\$---	---
Victim Reparations	---	---	---
Exploited Youth Programs	---	---	---
Trafficking Victim Programs	---	---	---
Investigation Costs	---	---	---
Court Costs	---	---	---
Salaries	---	---	---
Professional Services	---	---	---
Travel	---	---	---
Training	---	---	---
Other Operating Expenses	---	---	---
Capital Expenditures	---	---	---
Non-Profit or Other Programs	---	---	---
Other Expenditures	---	---	---
Total Expenditures	\$---	\$---	---
Estimated Value of All Held Property	\$---	\$---	---
Year-End Balance	\$---	41,582	---

*The first year of reporting forfeiture expenditures is 2022. Entity with no data in 2022 has no expenditures to report.

Redwood County Sheriff's Office

Expenditures	2021 Expenditures	2022* Expenditures	Percent Change (\$)
Amount Received in the Previous Year	\$---	\$---	---
Expenditure Categories			
Crime Prevention	\$---	\$---	---
Victim Reparations	---	---	---
Exploited Youth Programs	---	---	---
Trafficking Victim Programs	---	---	---
Investigation Costs	---	---	---
Court Costs	---	---	---
Salaries	---	---	---
Professional Services	---	---	---
Travel	---	---	---
Training	---	---	---
Other Operating Expenses	---	---	---
Capital Expenditures	---	---	---
Non-Profit or Other Programs	---	---	---
Other Expenditures	---	---	---
Total Expenditures	\$---	\$---	---
Estimated Value of All Held Property	\$---	\$---	---
Year-End Balance	\$---	\$---	---

*The first year of reporting forfeiture expenditures is 2022. Entity with no data in 2022 has no expenditures to report.

Redwood Falls Police Department

Expenditures	2021 Expenditures	2022* Expenditures	Percent Change (\$)
Amount Received in the Previous Year	\$---	\$17,290	---
Expenditure Categories			
Crime Prevention	\$---	\$---	---
Victim Reparations	---	---	---
Exploited Youth Programs	---	---	---
Trafficking Victim Programs	---	---	---
Investigation Costs	---	---	---
Court Costs	---	---	---
Salaries	---	---	---
Professional Services	---	220	---
Travel	---	---	---
Training	---	---	---
Other Operating Expenses	---	11	---
Capital Expenditures	---	---	---
Non-Profit or Other Programs	---	---	---
Other Expenditures	---	---	---
Total Expenditures	\$---	\$231	---
Estimated Value of All Held Property	\$---	17,400	---
Year-End Balance	\$---	27,338	---

*The first year of reporting forfeiture expenditures is 2022. Entity with no data in 2022 has no expenditures to report.

Renville County Attorney's Office

Expenditures	2021 Expenditures	2022* Expenditures	Percent Change (\$)
Amount Received in the Previous Year	\$---	\$2,477	---
Expenditure Categories			
Crime Prevention	\$---	\$---	---
Victim Reparations	---	---	---
Exploited Youth Programs	---	---	---
Trafficking Victim Programs	---	---	---
Investigation Costs	---	---	---
Court Costs	---	80	---
Salaries	---	---	---
Professional Services	---	---	---
Travel	---	---	---
Training	---	---	---
Other Operating Expenses	---	---	---
Capital Expenditures	---	---	---
Non-Profit or Other Programs	---	---	---
Other Expenditures	---	---	---
Total Expenditures	\$---	\$80	---
Estimated Value of All Held Property	\$---	\$---	---
Year-End Balance	\$---	2,477	---

*The first year of reporting forfeiture expenditures is 2022. Entity with no data in 2022 has no expenditures to report.

Renville County Sheriff's Office

Expenditures	2021 Expenditures	2022* Expenditures	Percent Change (\$)
Amount Received in the Previous Year	\$---	\$13,162	---
Expenditure Categories			
Crime Prevention	\$---	\$---	---
Victim Reparations	---	---	---
Exploited Youth Programs	---	---	---
Trafficking Victim Programs	---	---	---
Investigation Costs	---	---	---
Court Costs	---	---	---
Salaries	---	---	---
Professional Services	---	---	---
Travel	---	---	---
Training	---	---	---
Other Operating Expenses	---	---	---
Capital Expenditures	---	---	---
Non-Profit or Other Programs	---	---	---
Other Expenditures	---	13,600	---
Total Expenditures	\$---	\$13,600	---
Estimated Value of All Held Property	\$---	\$---	---
Year-End Balance	\$---	\$---	---

*The first year of reporting forfeiture expenditures is 2022. Entity with no data in 2022 has no expenditures to report.

Renville Police Department

Expenditures	2021 Expenditures	2022* Expenditures	Percent Change (\$)
Amount Received in the Previous Year	\$---	\$---	---
Expenditure Categories			
Crime Prevention	\$---	\$---	---
Victim Reparations	---	---	---
Exploited Youth Programs	---	---	---
Trafficking Victim Programs	---	---	---
Investigation Costs	---	---	---
Court Costs	---	---	---
Salaries	---	---	---
Professional Services	---	---	---
Travel	---	---	---
Training	---	---	---
Other Operating Expenses	---	---	---
Capital Expenditures	---	---	---
Non-Profit or Other Programs	---	---	---
Other Expenditures	---	---	---
Total Expenditures	\$---	\$---	---
Estimated Value of All Held Property	\$---	\$---	---
Year-End Balance	\$---	\$---	---

*The first year of reporting forfeiture expenditures is 2022. Entity with no data in 2022 has no expenditures to report.

Rice County Attorney's Office

Expenditures	2021 Expenditures	2022* Expenditures	Percent Change (\$)
Amount Received in the Previous Year	\$---	\$15,252	---
Expenditure Categories			
Crime Prevention	\$---	\$---	---
Victim Reparations	---	---	---
Exploited Youth Programs	---	---	---
Trafficking Victim Programs	---	---	---
Investigation Costs	---	---	---
Court Costs	---	---	---
Salaries	---	---	---
Professional Services	---	2,395	---
Travel	---	3,002	---
Training	---	---	---
Other Operating Expenses	---	750	---
Capital Expenditures	---	---	---
Non-Profit or Other Programs	---	1,000	---
Other Expenditures	---	360	---
Total Expenditures	\$---	\$7,507	---
Estimated Value of All Held Property	\$---	10,000	---
Year-End Balance	\$---	132,902	---

*The first year of reporting forfeiture expenditures is 2022. Entity with no data in 2022 has no expenditures to report.

Rice County Sheriff's Office

Expenditures	2021 Expenditures	2022* Expenditures	Percent Change (\$)
Amount Received in the Previous Year	\$---	\$32,416	---
Expenditure Categories			
Crime Prevention	\$---	\$---	---
Victim Reparations	---	---	---
Exploited Youth Programs	---	---	---
Trafficking Victim Programs	---	---	---
Investigation Costs	---	---	---
Court Costs	---	---	---
Salaries	---	---	---
Professional Services	---	---	---
Travel	---	---	---
Training	---	---	---
Other Operating Expenses	---	---	---
Capital Expenditures	---	1,725	---
Non-Profit or Other Programs	---	---	---
Other Expenditures	---	---	---
Total Expenditures	\$---	\$1,725	---
Estimated Value of All Held Property	\$---	77,019	---
Year-End Balance	\$---	69,422	---

*The first year of reporting forfeiture expenditures is 2022. Entity with no data in 2022 has no expenditures to report.

Rice Police Department

Expenditures	2021 Expenditures	2022* Expenditures	Percent Change (\$)
Amount Received in the Previous Year	\$---	\$3,250	---
Expenditure Categories			
Crime Prevention	\$---	\$---	---
Victim Reparations	---	---	---
Exploited Youth Programs	---	---	---
Trafficking Victim Programs	---	---	---
Investigation Costs	---	---	---
Court Costs	---	975	---
Salaries	---	---	---
Professional Services	---	275	---
Travel	---	---	---
Training	---	---	---
Other Operating Expenses	---	---	---
Capital Expenditures	---	---	---
Non-Profit or Other Programs	---	---	---
Other Expenditures	---	---	---
Total Expenditures	\$---	\$1,250	---
Estimated Value of All Held Property	\$---	\$---	---
Year-End Balance	\$---	2,000	---

*The first year of reporting forfeiture expenditures is 2022. Entity with no data in 2022 has no expenditures to report.

Richfield Police Department

Expenditures	2021 Expenditures	2022* Expenditures	Percent Change (\$)
Amount Received in the Previous Year	\$---	\$38,840	---
Expenditure Categories			
Crime Prevention	\$---	\$---	---
Victim Reparations	---	---	---
Exploited Youth Programs	---	---	---
Trafficking Victim Programs	---	---	---
Investigation Costs	---	---	---
Court Costs	---	---	---
Salaries	---	---	---
Professional Services	---	---	---
Travel	---	---	---
Training	---	---	---
Other Operating Expenses	---	---	---
Capital Expenditures	---	46,221	---
Non-Profit or Other Programs	---	---	---
Other Expenditures	---	---	---
Total Expenditures	\$---	\$46,221	---
Estimated Value of All Held Property	\$---	\$---	---
Year-End Balance	\$---	\$---	---

*The first year of reporting forfeiture expenditures is 2022. Entity with no data in 2022 has no expenditures to report.

Robbinsdale Police Department

Expenditures	2021 Expenditures	2022* Expenditures	Percent Change (\$)
Amount Received in the Previous Year	\$---	\$30,755	---
Expenditure Categories			
Crime Prevention	\$---	\$---	---
Victim Reparations	---	---	---
Exploited Youth Programs	---	---	---
Trafficking Victim Programs	---	---	---
Investigation Costs	---	---	---
Court Costs	---	---	---
Salaries	---	10,000	---
Professional Services	---	---	---
Travel	---	2,400	---
Training	---	---	---
Other Operating Expenses	---	2,951	---
Capital Expenditures	---	---	---
Non-Profit or Other Programs	---	---	---
Other Expenditures	---	---	---
Total Expenditures	\$---	\$15,351	---
Estimated Value of All Held Property	\$---	\$---	---
Year-End Balance	\$---	15,404	---

*The first year of reporting forfeiture expenditures is 2022. Entity with no data in 2022 has no expenditures to report.

Rochester Police Department

Expenditures	2021 Expenditures	2022* Expenditures	Percent Change (\$)
Amount Received in the Previous Year	\$---	\$86,286	---
Expenditure Categories			
Crime Prevention	\$---	24,000	---
Victim Reparations	---	---	---
Exploited Youth Programs	---	---	---
Trafficking Victim Programs	---	---	---
Investigation Costs	---	9,980	---
Court Costs	---	---	---
Salaries	---	---	---
Professional Services	---	---	---
Travel	---	---	---
Training	---	---	---
Other Operating Expenses	---	---	---
Capital Expenditures	---	---	---
Non-Profit or Other Programs	---	---	---
Other Expenditures	---	---	---
Total Expenditures	\$---	\$33,980	---
Estimated Value of All Held Property	\$---	1,025,000	---
Year-End Balance	\$---	291,482	---

*The first year of reporting forfeiture expenditures is 2022. Entity with no data in 2022 has no expenditures to report.

Rock County Attorney's Office

Expenditures	2021 Expenditures	2022* Expenditures	Percent Change (\$)
Amount Received in the Previous Year	\$---	\$---	---
Expenditure Categories			
Crime Prevention	\$---	\$---	---
Victim Reparations	---	---	---
Exploited Youth Programs	---	---	---
Trafficking Victim Programs	---	---	---
Investigation Costs	---	---	---
Court Costs	---	---	---
Salaries	---	---	---
Professional Services	---	---	---
Travel	---	---	---
Training	---	---	---
Other Operating Expenses	---	---	---
Capital Expenditures	---	1,060	---
Non-Profit or Other Programs	---	773	---
Other Expenditures	---	---	---
Total Expenditures	\$---	\$1,833	---
Estimated Value of All Held Property	\$---	\$---	---
Year-End Balance	\$---	26,758	---

*The first year of reporting forfeiture expenditures is 2022. Entity with no data in 2022 has no expenditures to report.

Rock County Sheriff's Office

Expenditures	2021 Expenditures	2022* Expenditures	Percent Change (\$)
Amount Received in the Previous Year	\$---	\$---	---
Expenditure Categories			
Crime Prevention	\$---	\$---	---
Victim Reparations	---	---	---
Exploited Youth Programs	---	---	---
Trafficking Victim Programs	---	---	---
Investigation Costs	---	---	---
Court Costs	---	---	---
Salaries	---	---	---
Professional Services	---	---	---
Travel	---	---	---
Training	---	---	---
Other Operating Expenses	---	---	---
Capital Expenditures	---	---	---
Non-Profit or Other Programs	---	---	---
Other Expenditures	---	---	---
Total Expenditures	\$---	\$---	---
Estimated Value of All Held Property	\$---	\$---	---
Year-End Balance	\$---	\$---	---

*The first year of reporting forfeiture expenditures is 2022. Entity with no data in 2022 has no expenditures to report.

Rogers Police Department

Expenditures	2021 Expenditures	2022* Expenditures	Percent Change (\$)
Amount Received in the Previous Year	\$---	\$1,758	---
Expenditure Categories			
Crime Prevention	\$---	\$---	---
Victim Reparations	---	---	---
Exploited Youth Programs	---	---	---
Trafficking Victim Programs	---	---	---
Investigation Costs	---	---	---
Court Costs	---	---	---
Salaries	---	---	---
Professional Services	---	---	---
Travel	---	---	---
Training	---	---	---
Other Operating Expenses	---	---	---
Capital Expenditures	---	---	---
Non-Profit or Other Programs	---	---	---
Other Expenditures	---	10,165	---
Total Expenditures	\$---	\$10,165	---
Estimated Value of All Held Property	\$---	14,500	---
Year-End Balance	\$---	20,524	---

*The first year of reporting forfeiture expenditures is 2022. Entity with no data in 2022 has no expenditures to report.

Roseau County Attorney's Office

Expenditures	2021 Expenditures	2022* Expenditures	Percent Change (\$)
Amount Received in the Previous Year	\$---	\$431	---
Expenditure Categories			
Crime Prevention	\$---	\$---	---
Victim Reparations	---	---	---
Exploited Youth Programs	---	---	---
Trafficking Victim Programs	---	---	---
Investigation Costs	---	---	---
Court Costs	---	---	---
Salaries	---	---	---
Professional Services	---	---	---
Travel	---	---	---
Training	---	---	---
Other Operating Expenses	---	---	---
Capital Expenditures	---	---	---
Non-Profit or Other Programs	---	---	---
Other Expenditures	---	---	---
Total Expenditures	\$---	\$---	---
Estimated Value of All Held Property	\$---	\$---	---
Year-End Balance	\$---	9,078	---

*The first year of reporting forfeiture expenditures is 2022. Entity with no data in 2022 has no expenditures to report.

Roseau County Sheriff's Office

Expenditures	2021 Expenditures	2022* Expenditures	Percent Change (\$)
Amount Received in the Previous Year	\$---	\$---	---
Expenditure Categories			
Crime Prevention	\$---	\$---	---
Victim Reparations	---	---	---
Exploited Youth Programs	---	---	---
Trafficking Victim Programs	---	---	---
Investigation Costs	---	---	---
Court Costs	---	---	---
Salaries	---	---	---
Professional Services	---	---	---
Travel	---	---	---
Training	---	---	---
Other Operating Expenses	---	---	---
Capital Expenditures	---	---	---
Non-Profit or Other Programs	---	---	---
Other Expenditures	---	---	---
Total Expenditures	\$---	\$---	---
Estimated Value of All Held Property	\$---	\$---	---
Year-End Balance	\$---	\$---	---

*The first year of reporting forfeiture expenditures is 2022. Entity with no data in 2022 has no expenditures to report.

Roseau Police Department

Expenditures	2021 Expenditures	2022* Expenditures	Percent Change (\$)
Amount Received in the Previous Year	\$---	\$---	---
Expenditure Categories			
Crime Prevention	\$---	\$---	---
Victim Reparations	---	---	---
Exploited Youth Programs	---	---	---
Trafficking Victim Programs	---	---	---
Investigation Costs	---	---	---
Court Costs	---	---	---
Salaries	---	---	---
Professional Services	---	---	---
Travel	---	---	---
Training	---	---	---
Other Operating Expenses	---	---	---
Capital Expenditures	---	---	---
Non-Profit or Other Programs	---	---	---
Other Expenditures	---	---	---
Total Expenditures	\$---	\$---	---
Estimated Value of All Held Property	\$---	\$---	---
Year-End Balance	\$---	\$---	---

*The first year of reporting forfeiture expenditures is 2022. Entity with no data in 2022 has no expenditures to report.

Rosemount Police Department

Expenditures	2021 Expenditures	2022* Expenditures	Percent Change (\$)
Amount Received in the Previous Year	\$---	\$16,332	---
Expenditure Categories			
Crime Prevention	\$---	\$---	---
Victim Reparations	---	---	---
Exploited Youth Programs	---	---	---
Trafficking Victim Programs	---	---	---
Investigation Costs	---	---	---
Court Costs	---	---	---
Salaries	---	---	---
Professional Services	---	4,654	---
Travel	---	---	---
Training	---	1,425	---
Other Operating Expenses	---	---	---
Capital Expenditures	---	1,443	---
Non-Profit or Other Programs	---	---	---
Other Expenditures	---	---	---
Total Expenditures	\$---	\$7,522	---
Estimated Value of All Held Property	\$---	67,200	---
Year-End Balance	\$---	52,571	---

*The first year of reporting forfeiture expenditures is 2022. Entity with no data in 2022 has no expenditures to report.

Roseville Police Department

Expenditures	2021 Expenditures	2022* Expenditures	Percent Change (\$)
Amount Received in the Previous Year	\$---	\$2,000	---
Expenditure Categories			
Crime Prevention	\$---	\$---	---
Victim Reparations	---	---	---
Exploited Youth Programs	---	---	---
Trafficking Victim Programs	---	---	---
Investigation Costs	---	6,988	---
Court Costs	---	---	---
Salaries	---	---	---
Professional Services	---	4,768	---
Travel	---	764	---
Training	---	---	---
Other Operating Expenses	---	856	---
Capital Expenditures	---	29,254	---
Non-Profit or Other Programs	---	---	---
Other Expenditures	---	---	---
Total Expenditures	\$---	\$42,630	---
Estimated Value of All Held Property	\$---	\$---	---
Year-End Balance	\$---	309,463	---

*The first year of reporting forfeiture expenditures is 2022. Entity with no data in 2022 has no expenditures to report.

Royalton Police Department

Expenditures	2021 Expenditures	2022* Expenditures	Percent Change (\$)
Amount Received in the Previous Year	\$---	\$1,900	---
Expenditure Categories			
Crime Prevention	\$---	\$---	---
Victim Reparations	---	---	---
Exploited Youth Programs	---	---	---
Trafficking Victim Programs	---	---	---
Investigation Costs	---	---	---
Court Costs	---	---	---
Salaries	---	---	---
Professional Services	---	---	---
Travel	---	---	---
Training	---	---	---
Other Operating Expenses	---	---	---
Capital Expenditures	---	---	---
Non-Profit or Other Programs	---	---	---
Other Expenditures	---	---	---
Total Expenditures	\$---	\$---	---
Estimated Value of All Held Property	\$---	\$---	---
Year-End Balance	\$---	1,900	---

*The first year of reporting forfeiture expenditures is 2022. Entity with no data in 2022 has no expenditures to report.

Rushford Police Department

Expenditures	2021 Expenditures	2022* Expenditures	Percent Change (\$)
Amount Received in the Previous Year	\$---	\$---	---
Expenditure Categories			
Crime Prevention	\$---	\$---	---
Victim Reparations	---	---	---
Exploited Youth Programs	---	---	---
Trafficking Victim Programs	---	---	---
Investigation Costs	---	---	---
Court Costs	---	---	---
Salaries	---	---	---
Professional Services	---	---	---
Travel	---	---	---
Training	---	---	---
Other Operating Expenses	---	---	---
Capital Expenditures	---	---	---
Non-Profit or Other Programs	---	---	---
Other Expenditures	---	---	---
Total Expenditures	\$---	\$---	---
Estimated Value of All Held Property	\$---	\$---	---
Year-End Balance	\$---	\$---	---

*The first year of reporting forfeiture expenditures is 2022. Entity with no data in 2022 has no expenditures to report.

Saint Anthony Police Department

Expenditures	2021 Expenditures	2022* Expenditures	Percent Change (\$)
Amount Received in the Previous Year	\$---	\$29,247	---
Expenditure Categories			
Crime Prevention	\$---	\$---	---
Victim Reparations	---	---	---
Exploited Youth Programs	---	---	---
Trafficking Victim Programs	---	---	---
Investigation Costs	---	---	---
Court Costs	---	---	---
Salaries	---	---	---
Professional Services	---	---	---
Travel	---	---	---
Training	---	4,000	---
Other Operating Expenses	---	896	---
Capital Expenditures	---	7,815	---
Non-Profit or Other Programs	---	---	---
Other Expenditures	---	---	---
Total Expenditures	\$---	\$12,711	---
Estimated Value of All Held Property	\$---	\$---	---
Year-End Balance	\$---	70,928	---

*The first year of reporting forfeiture expenditures is 2022. Entity with no data in 2022 has no expenditures to report.

Saint Charles Police Department

Expenditures	2021 Expenditures	2022* Expenditures	Percent Change (\$)
Amount Received in the Previous Year	\$---	\$---	---
Expenditure Categories			
Crime Prevention	\$---	\$---	---
Victim Reparations	---	---	---
Exploited Youth Programs	---	---	---
Trafficking Victim Programs	---	---	---
Investigation Costs	---	---	---
Court Costs	---	---	---
Salaries	---	---	---
Professional Services	---	---	---
Travel	---	---	---
Training	---	---	---
Other Operating Expenses	---	---	---
Capital Expenditures	---	---	---
Non-Profit or Other Programs	---	---	---
Other Expenditures	---	---	---
Total Expenditures	\$---	\$---	---
Estimated Value of All Held Property	\$---	\$---	---
Year-End Balance	\$---	\$---	---

*The first year of reporting forfeiture expenditures is 2022. Entity with no data in 2022 has no expenditures to report.

Saint Cloud Police Department

Expenditures	2021 Expenditures	2022* Expenditures	Percent Change (\$)
Amount Received in the Previous Year	\$---	\$36,998	---
Expenditure Categories			
Crime Prevention	\$---	\$---	---
Victim Reparations	---	---	---
Exploited Youth Programs	---	---	---
Trafficking Victim Programs	---	---	---
Investigation Costs	---	630	---
Court Costs	---	---	---
Salaries	---	---	---
Professional Services	---	---	---
Travel	---	---	---
Training	---	---	---
Other Operating Expenses	---	3,946	---
Capital Expenditures	---	30,000	---
Non-Profit or Other Programs	---	---	---
Other Expenditures	---	276	---
Total Expenditures	\$---	\$34,852	---
Estimated Value of All Held Property	\$---	83,133	---
Year-End Balance	\$---	90,875	---

*The first year of reporting forfeiture expenditures is 2022. Entity with no data in 2022 has no expenditures to report.

Saint Francis Police Department

Expenditures	2021 Expenditures	2022* Expenditures	Percent Change (\$)
Amount Received in the Previous Year	\$---	\$14,526	---
Expenditure Categories			
Crime Prevention	\$---	\$---	---
Victim Reparations	---	---	---
Exploited Youth Programs	---	---	---
Trafficking Victim Programs	---	---	---
Investigation Costs	---	---	---
Court Costs	---	2,390	---
Salaries	---	---	---
Professional Services	---	---	---
Travel	---	---	---
Training	---	---	---
Other Operating Expenses	---	---	---
Capital Expenditures	---	1,430	---
Non-Profit or Other Programs	---	---	---
Other Expenditures	---	---	---
Total Expenditures	\$---	\$3,820	---
Estimated Value of All Held Property	\$---	3,500	---
Year-End Balance	\$---	11,982	---

*The first year of reporting forfeiture expenditures is 2022. Entity with no data in 2022 has no expenditures to report.

Saint James Police Department

Expenditures	2021 Expenditures	2022* Expenditures	Percent Change (\$)
Amount Received in the Previous Year	\$---	\$---	---
Expenditure Categories			
Crime Prevention	\$---	\$---	---
Victim Reparations	---	---	---
Exploited Youth Programs	---	---	---
Trafficking Victim Programs	---	---	---
Investigation Costs	---	---	---
Court Costs	---	1,685	---
Salaries	---	---	---
Professional Services	---	75	---
Travel	---	---	---
Training	---	1,969	---
Other Operating Expenses	---	---	---
Capital Expenditures	---	3,761	---
Non-Profit or Other Programs	---	---	---
Other Expenditures	---	---	---
Total Expenditures	\$---	\$7,490	---
Estimated Value of All Held Property	\$---	\$---	---
Year-End Balance	\$---	\$---	---

*The first year of reporting forfeiture expenditures is 2022. Entity with no data in 2022 has no expenditures to report.

Saint Joseph Police Department

Expenditures	2021 Expenditures	2022* Expenditures	Percent Change (\$)
Amount Received in the Previous Year	\$---	\$11,052	---
Expenditure Categories			
Crime Prevention	\$---	\$---	---
Victim Reparations	---	---	---
Exploited Youth Programs	---	---	---
Trafficking Victim Programs	---	---	---
Investigation Costs	---	---	---
Court Costs	---	---	---
Salaries	---	---	---
Professional Services	---	---	---
Travel	---	---	---
Training	---	---	---
Other Operating Expenses	---	---	---
Capital Expenditures	---	---	---
Non-Profit or Other Programs	---	---	---
Other Expenditures	---	---	---
Total Expenditures	\$---	\$---	---
Estimated Value of All Held Property	\$---	\$---	---
Year-End Balance	\$---	11,052	---

*The first year of reporting forfeiture expenditures is 2022. Entity with no data in 2022 has no expenditures to report.

Saint Louis County Attorney's Office

Expenditures	2021 Expenditures	2022* Expenditures	Percent Change (\$)
Amount Received in the Previous Year	\$---	\$26,400	---
Expenditure Categories			
Crime Prevention	\$---	\$---	---
Victim Reparations	---	---	---
Exploited Youth Programs	---	---	---
Trafficking Victim Programs	---	---	---
Investigation Costs	---	---	---
Court Costs	---	---	---
Salaries	---	---	---
Professional Services	---	---	---
Travel	---	---	---
Training	---	---	---
Other Operating Expenses	---	---	---
Capital Expenditures	---	---	---
Non-Profit or Other Programs	---	28,500	---
Other Expenditures	---	11,700	---
Total Expenditures	\$---	\$40,200	---
Estimated Value of All Held Property	\$---	\$---	---
Year-End Balance	\$---	134,502	---

*The first year of reporting forfeiture expenditures is 2022. Entity with no data in 2022 has no expenditures to report.

Saint Louis County Sheriff's Office

Expenditures	2021 Expenditures	2022* Expenditures	Percent Change (\$)
Amount Received in the Previous Year	\$---	\$14,335	---
Expenditure Categories			
Crime Prevention	\$---	\$---	---
Victim Reparations	---	---	---
Exploited Youth Programs	---	---	---
Trafficking Victim Programs	---	---	---
Investigation Costs	---	---	---
Court Costs	---	---	---
Salaries	---	---	---
Professional Services	---	---	---
Travel	---	---	---
Training	---	---	---
Other Operating Expenses	---	---	---
Capital Expenditures	---	---	---
Non-Profit or Other Programs	---	---	---
Other Expenditures	---	---	---
Total Expenditures	\$---	\$---	---
Estimated Value of All Held Property	\$---	54,000	---
Year-End Balance	\$---	149,512	---

*The first year of reporting forfeiture expenditures is 2022. Entity with no data in 2022 has no expenditures to report.

Saint Louis Park Police Department

Expenditures	2021 Expenditures	2022* Expenditures	Percent Change (\$)
Amount Received in the Previous Year	\$---	\$---	---
Expenditure Categories			
Crime Prevention	\$---	\$---	---
Victim Reparations	---	---	---
Exploited Youth Programs	---	---	---
Trafficking Victim Programs	---	---	---
Investigation Costs	---	---	---
Court Costs	---	---	---
Salaries	---	---	---
Professional Services	---	---	---
Travel	---	---	---
Training	---	---	---
Other Operating Expenses	---	---	---
Capital Expenditures	---	4,572	---
Non-Profit or Other Programs	---	---	---
Other Expenditures	---	---	---
Total Expenditures	\$---	\$4,572	---
Estimated Value of All Held Property	\$---	\$---	---
Year-End Balance	\$---	135,422	---

*The first year of reporting forfeiture expenditures is 2022. Entity with no data in 2022 has no expenditures to report.

Saint Paul Park Police Department

Expenditures	2021 Expenditures	2022* Expenditures	Percent Change (\$)
Amount Received in the Previous Year	\$---	\$---	---
Expenditure Categories			
Crime Prevention	\$---	\$---	---
Victim Reparations	---	---	---
Exploited Youth Programs	---	---	---
Trafficking Victim Programs	---	---	---
Investigation Costs	---	---	---
Court Costs	---	---	---
Salaries	---	---	---
Professional Services	---	---	---
Travel	---	---	---
Training	---	2,471	---
Other Operating Expenses	---	---	---
Capital Expenditures	---	---	---
Non-Profit or Other Programs	---	---	---
Other Expenditures	---	---	---
Total Expenditures	\$---	\$2,471	---
Estimated Value of All Held Property	\$---	\$---	---
Year-End Balance	\$---	\$---	---

*The first year of reporting forfeiture expenditures is 2022. Entity with no data in 2022 has no expenditures to report.

Saint Paul Police Department

Expenditures	2021 Expenditures	2022* Expenditures	Percent Change (\$)
Amount Received in the Previous Year	\$---	\$104,563	---
Expenditure Categories			
Crime Prevention	\$---	\$---	---
Victim Reparations	---	---	---
Exploited Youth Programs	---	---	---
Trafficking Victim Programs	---	---	---
Investigation Costs	---	248	---
Court Costs	---	---	---
Salaries	---	---	---
Professional Services	---	---	---
Travel	---	---	---
Training	---	---	---
Other Operating Expenses	---	---	---
Capital Expenditures	---	65,560	---
Non-Profit or Other Programs	---	---	---
Other Expenditures	---	---	---
Total Expenditures	\$---	\$65,808	---
Estimated Value of All Held Property	\$---	37,462	---
Year-End Balance	\$---	686,056	---

*The first year of reporting forfeiture expenditures is 2022. Entity with no data in 2022 has no expenditures to report.

Saint Peter Police Department

Expenditures	2021 Expenditures	2022* Expenditures	Percent Change (\$)
Amount Received in the Previous Year	\$---	\$---	---
Expenditure Categories			
Crime Prevention	\$---	\$---	---
Victim Reparations	---	---	---
Exploited Youth Programs	---	---	---
Trafficking Victim Programs	---	---	---
Investigation Costs	---	---	---
Court Costs	---	---	---
Salaries	---	---	---
Professional Services	---	---	---
Travel	---	---	---
Training	---	---	---
Other Operating Expenses	---	---	---
Capital Expenditures	---	---	---
Non-Profit or Other Programs	---	---	---
Other Expenditures	---	---	---
Total Expenditures	\$---	\$---	---
Estimated Value of All Held Property	\$---	4,000	---
Year-End Balance	\$---	\$---	---

*The first year of reporting forfeiture expenditures is 2022. Entity with no data in 2022 has no expenditures to report.

Sartell Police Department

Expenditures	2021 Expenditures	2022* Expenditures	Percent Change (\$)
Amount Received in the Previous Year	\$---	\$---	---
Expenditure Categories			
Crime Prevention	\$---	\$---	---
Victim Reparations	---	---	---
Exploited Youth Programs	---	---	---
Trafficking Victim Programs	---	---	---
Investigation Costs	---	---	---
Court Costs	---	---	---
Salaries	---	---	---
Professional Services	---	---	---
Travel	---	---	---
Training	---	---	---
Other Operating Expenses	---	---	---
Capital Expenditures	---	---	---
Non-Profit or Other Programs	---	---	---
Other Expenditures	---	---	---
Total Expenditures	\$---	\$---	---
Estimated Value of All Held Property	\$---	37,086	---
Year-End Balance	\$---	47,399	---

*The first year of reporting forfeiture expenditures is 2022. Entity with no data in 2022 has no expenditures to report.

Sauk Centre Police Department

Expenditures	2021 Expenditures	2022* Expenditures	Percent Change (\$)
Amount Received in the Previous Year	\$---	\$16,507	---
Expenditure Categories			
Crime Prevention	\$---	5,071	---
Victim Reparations	---	---	---
Exploited Youth Programs	---	---	---
Trafficking Victim Programs	---	---	---
Investigation Costs	---	---	---
Court Costs	---	4,925	---
Salaries	---	---	---
Professional Services	---	60	---
Travel	---	---	---
Training	---	---	---
Other Operating Expenses	---	853	---
Capital Expenditures	---	---	---
Non-Profit or Other Programs	---	---	---
Other Expenditures	---	---	---
Total Expenditures	\$---	\$10,909	---
Estimated Value of All Held Property	\$---	48,350	---
Year-End Balance	\$---	5,598	---

*The first year of reporting forfeiture expenditures is 2022. Entity with no data in 2022 has no expenditures to report.

Sauk Rapids Police Department

Expenditures	2021 Expenditures	2022* Expenditures	Percent Change (\$)
Amount Received in the Previous Year	\$---	\$---	---
Expenditure Categories			
Crime Prevention	\$---	\$---	---
Victim Reparations	---	---	---
Exploited Youth Programs	---	---	---
Trafficking Victim Programs	---	---	---
Investigation Costs	---	---	---
Court Costs	---	---	---
Salaries	---	---	---
Professional Services	---	---	---
Travel	---	---	---
Training	---	---	---
Other Operating Expenses	---	---	---
Capital Expenditures	---	---	---
Non-Profit or Other Programs	---	---	---
Other Expenditures	---	---	---
Total Expenditures	\$---	\$---	---
Estimated Value of All Held Property	\$---	10,000	---
Year-End Balance	\$---	1,416,029	---

*The first year of reporting forfeiture expenditures is 2022. Entity with no data in 2022 has no expenditures to report.

Savage Police Department

Expenditures	2021 Expenditures	2022* Expenditures	Percent Change (\$)
Amount Received in the Previous Year	\$---	\$20,604	---
Expenditure Categories			
Crime Prevention	\$---	1,500	---
Victim Reparations	---	---	---
Exploited Youth Programs	---	---	---
Trafficking Victim Programs	---	---	---
Investigation Costs	---	---	---
Court Costs	---	---	---
Salaries	---	---	---
Professional Services	---	---	---
Travel	---	---	---
Training	---	---	---
Other Operating Expenses	---	106	---
Capital Expenditures	---	---	---
Non-Profit or Other Programs	---	---	---
Other Expenditures	---	13,075	---
Total Expenditures	\$---	\$14,681	---
Estimated Value of All Held Property	\$---	81,738	---
Year-End Balance	\$---	39,676	---

*The first year of reporting forfeiture expenditures is 2022. Entity with no data in 2022 has no expenditures to report.

Scott County Attorney's Office

Expenditures	2021 Expenditures	2022* Expenditures	Percent Change (\$)
Amount Received in the Previous Year	\$---	\$66,415	---
Expenditure Categories			
Crime Prevention	\$---	\$---	---
Victim Reparations	---	---	---
Exploited Youth Programs	---	---	---
Trafficking Victim Programs	---	---	---
Investigation Costs	---	---	---
Court Costs	---	---	---
Salaries	---	---	---
Professional Services	---	5,016	---
Travel	---	13,081	---
Training	---	74	---
Other Operating Expenses	---	3,095	---
Capital Expenditures	---	---	---
Non-Profit or Other Programs	---	13,293	---
Other Expenditures	---	---	---
Total Expenditures	\$---	\$34,559	---
Estimated Value of All Held Property	\$---	\$---	---
Year-End Balance	\$---	31,856	---

*The first year of reporting forfeiture expenditures is 2022. Entity with no data in 2022 has no expenditures to report.

Scott County Sheriff's Office

	2021	2022*	Percent
Expenditures	Expenditures	Expenditures	Change (\$)
Amount Received in the Previous Year	\$---	\$33,402	---
Expenditure Categories			
Crime Prevention	\$---	4,500	---
Victim Reparations	---	---	---
Exploited Youth Programs	---	---	---
Trafficking Victim Programs	---	---	---
Investigation Costs	---	---	---
Court Costs	---	---	---
Salaries	---	---	---
Professional Services	---	---	---
Travel	---	---	---
Training	---	---	---
Other Operating Expenses	---	357	---
Capital Expenditures	---	---	---
Non-Profit or Other Programs	---	---	---
Other Expenditures	---	---	---
Total Expenditures	\$---	\$4,857	---
Estimated Value of All Held Property	\$---	\$---	---
Year-End Balance	\$---	111,832	---

*The first year of reporting forfeiture expenditures is 2022. Entity with no data in 2022 has no expenditures to report.

Sebeka Police Department

	2021	2022*	Percent
Expenditures	Expenditures	Expenditures	Change (\$)
Amount Received in the Previous Year	\$---	\$---	---
Expenditure Categories			
Crime Prevention	\$---	\$---	---
Victim Reparations	---	---	---
Exploited Youth Programs	---	---	---
Trafficking Victim Programs	---	---	---
Investigation Costs	---	---	---
Court Costs	---	---	---
Salaries	---	---	---
Professional Services	---	---	---
Travel	---	---	---
Training	---	---	---
Other Operating Expenses	---	---	---
Capital Expenditures	---	---	---
Non-Profit or Other Programs	---	---	---
Other Expenditures	---	---	---
Total Expenditures	\$---	\$---	---
Estimated Value of All Held Property	\$---	3,800	---
Year-End Balance	\$---	\$---	---

*The first year of reporting forfeiture expenditures is 2022. Entity with no data in 2022 has no expenditures to report.

Shakopee Police Department

	2021	2022*	Percent
Expenditures	Expenditures	Expenditures	Change (\$)
Amount Received in the Previous Year	\$---	\$88,921	---
Expenditure Categories			
Crime Prevention	\$---	516	---
Victim Reparations	---	---	---
Exploited Youth Programs	---	---	---
Trafficking Victim Programs	---	---	---
Investigation Costs	---	6,238	---
Court Costs	---	---	---
Salaries	---	---	---
Professional Services	---	72,673	---
Travel	---	---	---
Training	---	3,850	---
Other Operating Expenses	---	16,042	---
Capital Expenditures	---	12,671	---
Non-Profit or Other Programs	---	---	---
Other Expenditures	---	---	---
Total Expenditures	\$---	\$111,990	---
Estimated Value of All Held Property	\$---	53,000	---
Year-End Balance	\$---	121,732	---

*The first year of reporting forfeiture expenditures is 2022. Entity with no data in 2022 has no expenditures to report.

Sherburn-Welcome Police Department

	2021	2022*	Percent
Expenditures	Expenditures	Expenditures	Change (\$)
Amount Received in the Previous Year	\$---	\$---	---
Expenditure Categories			
Crime Prevention	\$---	\$---	---
Victim Reparations	---	---	---
Exploited Youth Programs	---	---	---
Trafficking Victim Programs	---	---	---
Investigation Costs	---	---	---
Court Costs	---	---	---
Salaries	---	---	---
Professional Services	---	---	---
Travel	---	---	---
Training	---	---	---
Other Operating Expenses	---	---	---
Capital Expenditures	---	---	---
Non-Profit or Other Programs	---	---	---
Other Expenditures	---	---	---
Total Expenditures	\$---	\$---	---
Estimated Value of All Held Property	\$---	\$---	---
Year-End Balance	\$---	\$---	---

*The first year of reporting forfeiture expenditures is 2022. Entity with no data in 2022 has no expenditures to report.

Sherburne County Attorney's Office

	2021	2022*	Percent
Expenditures	Expenditures	Expenditures	Change (\$)
Amount Received in the Previous Year	\$---	\$33,461	---
Expenditure Categories			
Crime Prevention	\$---	\$---	---
Victim Reparations	---	---	---
Exploited Youth Programs	---	---	---
Trafficking Victim Programs	---	---	---
Investigation Costs	---	---	---
Court Costs	---	---	---
Salaries	---	---	---
Professional Services	---	---	---
Travel	---	2,372	---
Training	---	1,682	---
Other Operating Expenses	---	2,081	---
Capital Expenditures	---	3,142	---
Non-Profit or Other Programs	---	1,000	---
Other Expenditures	---	---	---
Total Expenditures	\$---	\$10,277	---
Estimated Value of All Held Property	\$---	\$---	---
Year-End Balance	\$---	122,790	---

*The first year of reporting forfeiture expenditures is 2022. Entity with no data in 2022 has no expenditures to report.

Sherburne County Sheriff's Office

	2021	2022*	Percent
Expenditures	Expenditures	Expenditures	Change (\$)
Amount Received in the Previous Year	\$---	\$71,934	---
Expenditure Categories			
Crime Prevention	\$---	\$---	---
Victim Reparations	---	---	---
Exploited Youth Programs	---	---	---
Trafficking Victim Programs	---	---	---
Investigation Costs	---	---	---
Court Costs	---	---	---
Salaries	---	---	---
Professional Services	---	---	---
Travel	---	---	---
Training	---	---	---
Other Operating Expenses	---	---	---
Capital Expenditures	---	56,189	---
Non-Profit or Other Programs	---	---	---
Other Expenditures	---	---	---
Total Expenditures	\$---	\$56,189	---
Estimated Value of All Held Property	\$---	217,208	---
Year-End Balance	\$---	217,208	---

*The first year of reporting forfeiture expenditures is 2022. Entity with no data in 2022 has no expenditures to report.

Sibley County Attorney's Office

	2021	2022*	Percent
Expenditures	Expenditures	Expenditures	Change (\$)
Amount Received in the Previous Year	\$---	\$323	---
Expenditure Categories			
Crime Prevention	\$---	\$---	---
Victim Reparations	---	---	---
Exploited Youth Programs	---	---	---
Trafficking Victim Programs	---	---	---
Investigation Costs	---	---	---
Court Costs	---	---	---
Salaries	---	---	---
Professional Services	---	---	---
Travel	---	---	---
Training	---	100	---
Other Operating Expenses	---	1,068	---
Capital Expenditures	---	---	---
Non-Profit or Other Programs	---	---	---
Other Expenditures	---	---	---
Total Expenditures	\$---	\$1,168	---
Estimated Value of All Held Property	\$---	\$---	---
Year-End Balance	\$---	15,618	---

*The first year of reporting forfeiture expenditures is 2022. Entity with no data in 2022 has no expenditures to report.

Sibley County Sheriff's Office

	2021	2022*	Percent
Expenditures	Expenditures	Expenditures	Change (\$)
Amount Received in the Previous Year	\$---	\$4,023	---
Expenditure Categories			
Crime Prevention	\$---	\$---	---
Victim Reparations	---	---	---
Exploited Youth Programs	---	---	---
Trafficking Victim Programs	---	---	---
Investigation Costs	---	---	---
Court Costs	---	---	---
Salaries	---	---	---
Professional Services	---	---	---
Travel	---	---	---
Training	---	900	---
Other Operating Expenses	---	---	---
Capital Expenditures	---	1,693	---
Non-Profit or Other Programs	---	---	---
Other Expenditures	---	---	---
Total Expenditures	\$---	\$2,593	---
Estimated Value of All Held Property	\$---	\$---	---
Year-End Balance	\$---	12,097	---

*The first year of reporting forfeiture expenditures is 2022. Entity with no data in 2022 has no expenditures to report.

Silver Bay Police Department

	2021	2022*	Percent
Expenditures	Expenditures	Expenditures	Change (\$)
Amount Received in the Previous Year	\$---	\$---	---
Expenditure Categories			
Crime Prevention	\$---	\$---	---
Victim Reparations	---	---	---
Exploited Youth Programs	---	---	---
Trafficking Victim Programs	---	---	---
Investigation Costs	---	---	---
Court Costs	---	---	---
Salaries	---	---	---
Professional Services	---	---	---
Travel	---	---	---
Training	---	---	---
Other Operating Expenses	---	---	---
Capital Expenditures	---	---	---
Non-Profit or Other Programs	---	---	---
Other Expenditures	---	---	---
Total Expenditures	\$---	\$---	---
Estimated Value of All Held Property	\$---	\$---	---
Year-End Balance	\$---	\$---	---

*The first year of reporting forfeiture expenditures is 2022. Entity with no data in 2022 has no expenditures to report.

Slayton Police Department

	2021	2022*	Percent
Expenditures	Expenditures	Expenditures	Change (\$)
Amount Received in the Previous Year	\$---	\$---	---
Expenditure Categories			
Crime Prevention	\$---	\$---	---
Victim Reparations	---	---	---
Exploited Youth Programs	---	---	---
Trafficking Victim Programs	---	---	---
Investigation Costs	---	---	---
Court Costs	---	---	---
Salaries	---	---	---
Professional Services	---	---	---
Travel	---	---	---
Training	---	---	---
Other Operating Expenses	---	---	---
Capital Expenditures	---	---	---
Non-Profit or Other Programs	---	---	---
Other Expenditures	---	---	---
Total Expenditures	\$---	\$---	---
Estimated Value of All Held Property	\$---	9,000	---
Year-End Balance	\$---	\$---	---

*The first year of reporting forfeiture expenditures is 2022. Entity with no data in 2022 has no expenditures to report.

Sleepy Eye Police Department

	2021	2022*	Percent
Expenditures	Expenditures	Expenditures	Change (\$)
Amount Received in the Previous Year	\$---	\$---	---
Expenditure Categories			
Crime Prevention	\$---	\$---	---
Victim Reparations	---	---	---
Exploited Youth Programs	---	---	---
Trafficking Victim Programs	---	---	---
Investigation Costs	---	---	---
Court Costs	---	---	---
Salaries	---	---	---
Professional Services	---	---	---
Travel	---	---	---
Training	---	---	---
Other Operating Expenses	---	---	---
Capital Expenditures	---	---	---
Non-Profit or Other Programs	---	---	---
Other Expenditures	---	---	---
Total Expenditures	\$---	\$---	---
Estimated Value of All Held Property	\$---	\$---	---
Year-End Balance	\$---	\$---	---

*The first year of reporting forfeiture expenditures is 2022. Entity with no data in 2022 has no expenditures to report.

South Central Drug Investigation Unit

	2021	2022*	Percent
Expenditures	Expenditures	Expenditures	Change (\$)
Amount Received in the Previous Year	\$---	\$8,134	---
Expenditure Categories			
Crime Prevention	\$---	\$---	---
Victim Reparations	---	---	---
Exploited Youth Programs	---	---	---
Trafficking Victim Programs	---	---	---
Investigation Costs	---	---	---
Court Costs	---	---	---
Salaries	---	19,515	---
Professional Services	---	---	---
Travel	---	---	---
Training	---	---	---
Other Operating Expenses	---	600	---
Capital Expenditures	---	---	---
Non-Profit or Other Programs	---	---	---
Other Expenditures	---	---	---
Total Expenditures	\$---	\$20,115	---
Estimated Value of All Held Property	\$---	\$---	---
Year-End Balance	\$---	643	---

*The first year of reporting forfeiture expenditures is 2022. Entity with no data in 2022 has no expenditures to report.

South Lake Minnetonka Police Department

Expenditures	2021 Expenditures	2022* Expenditures	Percent Change (\$)
Amount Received in the Previous Year	\$---	\$7,401	---
Expenditure Categories			
Crime Prevention	\$---	\$---	---
Victim Reparations	---	---	---
Exploited Youth Programs	---	---	---
Trafficking Victim Programs	---	---	---
Investigation Costs	---	---	---
Court Costs	---	936	---
Salaries	---	---	---
Professional Services	---	1,570	---
Travel	---	---	---
Training	---	---	---
Other Operating Expenses	---	3,354	---
Capital Expenditures	---	16,345	---
Non-Profit or Other Programs	---	---	---
Other Expenditures	---	---	---
Total Expenditures	\$---	\$22,205	---
Estimated Value of All Held Property	\$---	500	---
Year-End Balance	\$---	15,931	---

*The first year of reporting forfeiture expenditures is 2022. Entity with no data in 2022 has no expenditures to report.

South Saint Paul Police Department

Expenditures	2021 Expenditures	2022* Expenditures	Percent Change (\$)
Amount Received in the Previous Year	\$---	\$5,985	---
Expenditure Categories			
Crime Prevention	\$---	\$---	---
Victim Reparations	---	---	---
Exploited Youth Programs	---	---	---
Trafficking Victim Programs	---	---	---
Investigation Costs	---	---	---
Court Costs	---	1,475	---
Salaries	---	---	---
Professional Services	---	---	---
Travel	---	---	---
Training	---	---	---
Other Operating Expenses	---	---	---
Capital Expenditures	---	4,664	---
Non-Profit or Other Programs	---	---	---
Other Expenditures	---	---	---
Total Expenditures	\$---	\$6,139	---
Estimated Value of All Held Property	\$---	\$---	---
Year-End Balance	\$---	30,013	---

*The first year of reporting forfeiture expenditures is 2022. Entity with no data in 2022 has no expenditures to report.

Southeast Minnesota Violent Crime Enforcement Team

Expenditures	2021 Expenditures	2022* Expenditures	Percent Change (\$)
Amount Received in the Previous Year	\$---	\$196,670	---
Expenditure Categories			
Crime Prevention	\$---	\$---	---
Victim Reparations	---	---	---
Exploited Youth Programs	---	---	---
Trafficking Victim Programs	---	---	---
Investigation Costs	---	85,534	---
Court Costs	---	---	---
Salaries	---	64,953	---
Professional Services	---	14,473	---
Travel	---	---	---
Training	---	1,378	---
Other Operating Expenses	---	30,498	---
Capital Expenditures	---	---	---
Non-Profit or Other Programs	---	---	---
Other Expenditures	---	---	---
Total Expenditures	\$---	\$196,836	---
Estimated Value of All Held Property	\$---	\$---	---
Year-End Balance	\$---	\$---	---

*The first year of reporting forfeiture expenditures is 2022. Entity with no data in 2022 has no expenditures to report.

Southwest Hennepin Drug Task Force

Expenditures	2021 Expenditures	2022* Expenditures	Percent Change (\$)
Amount Received in the Previous Year	\$---	\$72,416	---
Expenditure Categories			
Crime Prevention	\$---	\$---	---
Victim Reparations	---	---	---
Exploited Youth Programs	---	---	---
Trafficking Victim Programs	---	---	---
Investigation Costs	---	---	---
Court Costs	---	---	---
Salaries	---	---	---
Professional Services	---	30,000	---
Travel	---	---	---
Training	---	149,385	---
Other Operating Expenses	---	---	---
Capital Expenditures	---	---	---
Non-Profit or Other Programs	---	---	---
Other Expenditures	---	---	---
Total Expenditures	\$---	\$179,385	---
Estimated Value of All Held Property	\$---	1,000	---
Year-End Balance	\$---	276,300	---

*The first year of reporting forfeiture expenditures is 2022. Entity with no data in 2022 has no expenditures to report.

Southwest Metro Drug Task Force

Expenditures	2021 Expenditures	2022* Expenditures	Percent Change (\$)
Amount Received in the Previous Year	\$---	\$316,424	---
Expenditure Categories			
Crime Prevention	\$---	\$---	---
Victim Reparations	---	---	---
Exploited Youth Programs	---	---	---
Trafficking Victim Programs	---	---	---
Investigation Costs	---	---	---
Court Costs	---	---	---
Salaries	---	---	---
Professional Services	---	1,076	---
Travel	---	48	---
Training	---	2,254	---
Other Operating Expenses	---	2,733	---
Capital Expenditures	---	139,249	---
Non-Profit or Other Programs	---	---	---
Other Expenditures	---	24	---
Total Expenditures	\$---	\$145,384	---
Estimated Value of All Held Property	\$---	170,876	---
Year-End Balance	\$---	204,405	---

*The first year of reporting forfeiture expenditures is 2022. Entity with no data in 2022 has no expenditures to report.

Spring Grove Police Department

Expenditures	2021 Expenditures	2022* Expenditures	Percent Change (\$)
Amount Received in the Previous Year	\$---	\$---	---
Expenditure Categories			
Crime Prevention	\$---	\$---	---
Victim Reparations	---	---	---
Exploited Youth Programs	---	---	---
Trafficking Victim Programs	---	---	---
Investigation Costs	---	---	---
Court Costs	---	---	---
Salaries	---	---	---
Professional Services	---	---	---
Travel	---	---	---
Training	---	---	---
Other Operating Expenses	---	---	---
Capital Expenditures	---	---	---
Non-Profit or Other Programs	---	---	---
Other Expenditures	---	---	---
Total Expenditures	\$---	\$---	---
Estimated Value of All Held Property	\$---	\$---	---
Year-End Balance	\$---	3,097	---

*The first year of reporting forfeiture expenditures is 2022. Entity with no data in 2022 has no expenditures to report.

Spring Lake Park Police Department

Expenditures	2021 Expenditures	2022* Expenditures	Percent Change (\$)
Amount Received in the Previous Year	\$---	\$296	---
Expenditure Categories			
Crime Prevention	\$---	\$---	---
Victim Reparations	---	---	---
Exploited Youth Programs	---	---	---
Trafficking Victim Programs	---	---	---
Investigation Costs	---	---	---
Court Costs	---	---	---
Salaries	---	---	---
Professional Services	---	---	---
Travel	---	---	---
Training	---	---	---
Other Operating Expenses	---	---	---
Capital Expenditures	---	296	---
Non-Profit or Other Programs	---	---	---
Other Expenditures	---	---	---
Total Expenditures	\$---	\$296	---
Estimated Value of All Held Property	\$---	45,600	---
Year-End Balance	\$---	2,791	---

*The first year of reporting forfeiture expenditures is 2022. Entity with no data in 2022 has no expenditures to report.

Springfield Police Department

Expenditures	2021 Expenditures	2022* Expenditures	Percent Change (\$)
Amount Received in the Previous Year	\$---	\$---	---
Expenditure Categories			
Crime Prevention	\$---	\$---	---
Victim Reparations	---	---	---
Exploited Youth Programs	---	---	---
Trafficking Victim Programs	---	---	---
Investigation Costs	---	---	---
Court Costs	---	---	---
Salaries	---	---	---
Professional Services	---	---	---
Travel	---	---	---
Training	---	---	---
Other Operating Expenses	---	---	---
Capital Expenditures	---	---	---
Non-Profit or Other Programs	---	---	---
Other Expenditures	---	---	---
Total Expenditures	\$---	\$---	---
Estimated Value of All Held Property	\$---	\$---	---
Year-End Balance	\$---	\$---	---

*The first year of reporting forfeiture expenditures is 2022. Entity with no data in 2022 has no expenditures to report.

Staples Police Department

	2021	2022*	Percent
Expenditures	Expenditures	Expenditures	Change (\$)
Amount Received in the Previous Year	\$---	\$---	---
Expenditure Categories			
Crime Prevention	\$---	\$---	---
Victim Reparations	---	---	---
Exploited Youth Programs	---	---	---
Trafficking Victim Programs	---	---	---
Investigation Costs	---	---	---
Court Costs	---	---	---
Salaries	---	---	---
Professional Services	---	---	---
Travel	---	---	---
Training	---	---	---
Other Operating Expenses	---	---	---
Capital Expenditures	---	---	---
Non-Profit or Other Programs	---	---	---
Other Expenditures	---	---	---
Total Expenditures	\$---	\$---	---
Estimated Value of All Held Property	\$---	\$---	---
Year-End Balance	\$---	\$---	---

*The first year of reporting forfeiture expenditures is 2022. Entity with no data in 2022 has no expenditures to report.

Starbuck Police Department

	2021	2022*	Percent
Expenditures	Expenditures	Expenditures	Change (\$)
Amount Received in the Previous Year	\$---	\$---	---
Expenditure Categories			
Crime Prevention	\$---	\$---	---
Victim Reparations	---	---	---
Exploited Youth Programs	---	---	---
Trafficking Victim Programs	---	---	---
Investigation Costs	---	---	---
Court Costs	---	---	---
Salaries	---	---	---
Professional Services	---	---	---
Travel	---	---	---
Training	---	---	---
Other Operating Expenses	---	---	---
Capital Expenditures	---	---	---
Non-Profit or Other Programs	---	---	---
Other Expenditures	---	---	---
Total Expenditures	\$---	\$---	---
Estimated Value of All Held Property	\$---	\$---	---
Year-End Balance	\$---	\$---	---

*The first year of reporting forfeiture expenditures is 2022. Entity with no data in 2022 has no expenditures to report.

State Fair Police Department

	2021	2022*	Percent
Expenditures	Expenditures	Expenditures	Change (\$)
Amount Received in the Previous Year	\$---	\$---	---
Expenditure Categories			
Crime Prevention	\$---	\$---	---
Victim Reparations	---	---	---
Exploited Youth Programs	---	---	---
Trafficking Victim Programs	---	---	---
Investigation Costs	---	---	---
Court Costs	---	---	---
Salaries	---	---	---
Professional Services	---	---	---
Travel	---	---	---
Training	---	---	---
Other Operating Expenses	---	---	---
Capital Expenditures	---	---	---
Non-Profit or Other Programs	---	---	---
Other Expenditures	---	---	---
Total Expenditures	\$---	\$---	---
Estimated Value of All Held Property	\$---	\$---	---
Year-End Balance	\$---	\$---	---

*The first year of reporting forfeiture expenditures is 2022. Entity with no data in 2022 has no expenditures to report.

Stearns County Attorney's Office

	2021	2022*	Percent
Expenditures	Expenditures	Expenditures	Change (\$)
Amount Received in the Previous Year	\$---	\$58,082	---
Expenditure Categories			
Crime Prevention	\$---	\$---	---
Victim Reparations	---	---	---
Exploited Youth Programs	---	---	---
Trafficking Victim Programs	---	---	---
Investigation Costs	---	---	---
Court Costs	---	---	---
Salaries	---	---	---
Professional Services	---	7,805	---
Travel	---	1,402	---
Training	---	18,779	---
Other Operating Expenses	---	2,636	---
Capital Expenditures	---	---	---
Non-Profit or Other Programs	---	47,067	---
Other Expenditures	---	180	---
Total Expenditures	\$---	\$77,869	---
Estimated Value of All Held Property	\$---	\$---	---
Year-End Balance	\$---	115,996	---

*The first year of reporting forfeiture expenditures is 2022. Entity with no data in 2022 has no expenditures to report.

Stearns County Sheriff's Office

Expenditures	2021 Expenditures	2022* Expenditures	Percent Change (\$)
Amount Received in the Previous Year	\$---	\$36,259	---
Expenditure Categories			
Crime Prevention	\$---	\$---	---
Victim Reparations	---	---	---
Exploited Youth Programs	---	---	---
Trafficking Victim Programs	---	---	---
Investigation Costs	---	---	---
Court Costs	---	---	---
Salaries	---	---	---
Professional Services	---	---	---
Travel	---	---	---
Training	---	---	---
Other Operating Expenses	---	3,637	---
Capital Expenditures	---	3,538	---
Non-Profit or Other Programs	---	---	---
Other Expenditures	---	---	---
Total Expenditures	\$---	\$7,175	---
Estimated Value of All Held Property	\$---	39,490	---
Year-End Balance	\$---	99,185	---

*The first year of reporting forfeiture expenditures is 2022. Entity with no data in 2022 has no expenditures to report.

Steele County Attorney's Office

Expenditures	2021 Expenditures	2022* Expenditures	Percent Change (\$)
Amount Received in the Previous Year	\$---	\$5,626	---
Expenditure Categories			
Crime Prevention	\$---	\$---	---
Victim Reparations	---	---	---
Exploited Youth Programs	---	---	---
Trafficking Victim Programs	---	---	---
Investigation Costs	---	---	---
Court Costs	---	---	---
Salaries	---	---	---
Professional Services	---	1,421	---
Travel	---	319	---
Training	---	883	---
Other Operating Expenses	---	4,191	---
Capital Expenditures	---	2,286	---
Non-Profit or Other Programs	---	---	---
Other Expenditures	---	611	---
Total Expenditures	\$---	\$9,711	---
Estimated Value of All Held Property	\$---	\$---	---
Year-End Balance	\$---	24,911	---

*The first year of reporting forfeiture expenditures is 2022. Entity with no data in 2022 has no expenditures to report.

Steele County Sheriff's Office

Expenditures	2021 Expenditures	2022* Expenditures	Percent Change (\$)
Amount Received in the Previous Year	\$---	\$9,084	---
Expenditure Categories			
Crime Prevention	\$---	\$---	---
Victim Reparations	---	---	---
Exploited Youth Programs	---	---	---
Trafficking Victim Programs	---	---	---
Investigation Costs	---	---	---
Court Costs	---	---	---
Salaries	---	---	---
Professional Services	---	---	---
Travel	---	---	---
Training	---	---	---
Other Operating Expenses	---	---	---
Capital Expenditures	---	---	---
Non-Profit or Other Programs	---	---	---
Other Expenditures	---	---	---
Total Expenditures	\$---	\$---	---
Estimated Value of All Held Property	\$---	73,150	---
Year-End Balance	\$---	24,034	---

*The first year of reporting forfeiture expenditures is 2022. Entity with no data in 2022 has no expenditures to report.

Stevens County Attorney's Office

Expenditures	2021 Expenditures	2022* Expenditures	Percent Change (\$)
Amount Received in the Previous Year	\$---	\$413	---
Expenditure Categories			
Crime Prevention	\$---	\$---	---
Victim Reparations	---	---	---
Exploited Youth Programs	---	---	---
Trafficking Victim Programs	---	---	---
Investigation Costs	---	---	---
Court Costs	---	---	---
Salaries	---	---	---
Professional Services	---	---	---
Travel	---	---	---
Training	---	200	---
Other Operating Expenses	---	---	---
Capital Expenditures	---	---	---
Non-Profit or Other Programs	---	---	---
Other Expenditures	---	---	---
Total Expenditures	\$---	\$200	---
Estimated Value of All Held Property	\$---	\$---	---
Year-End Balance	\$---	11,824	---

*The first year of reporting forfeiture expenditures is 2022. Entity with no data in 2022 has no expenditures to report.

Stevens County Sheriff's Office

Expenditures	2021 Expenditures	2022* Expenditures	Percent Change (\$)
Amount Received in the Previous Year	\$---	\$---	---
Expenditure Categories			
Crime Prevention	\$---	\$---	---
Victim Reparations	---	---	---
Exploited Youth Programs	---	---	---
Trafficking Victim Programs	---	---	---
Investigation Costs	---	---	---
Court Costs	---	---	---
Salaries	---	---	---
Professional Services	---	---	---
Travel	---	---	---
Training	---	---	---
Other Operating Expenses	---	988	---
Capital Expenditures	---	---	---
Non-Profit or Other Programs	---	---	---
Other Expenditures	---	---	---
Total Expenditures	\$---	\$988	---
Estimated Value of All Held Property	\$---	\$---	---
Year-End Balance	\$---	4,572	---

*The first year of reporting forfeiture expenditures is 2022. Entity with no data in 2022 has no expenditures to report.

Stillwater Police Department

Expenditures	2021 Expenditures	2022* Expenditures	Percent Change (\$)
Amount Received in the Previous Year	\$---	\$---	---
Expenditure Categories			
Crime Prevention	\$---	\$---	---
Victim Reparations	---	---	---
Exploited Youth Programs	---	---	---
Trafficking Victim Programs	---	---	---
Investigation Costs	---	---	---
Court Costs	---	---	---
Salaries	---	---	---
Professional Services	---	---	---
Travel	---	---	---
Training	---	---	---
Other Operating Expenses	---	2,966	---
Capital Expenditures	---	---	---
Non-Profit or Other Programs	---	---	---
Other Expenditures	---	---	---
Total Expenditures	\$---	\$2,966	---
Estimated Value of All Held Property	\$---	2,070	---
Year-End Balance	\$---	39,781	---

*The first year of reporting forfeiture expenditures is 2022. Entity with no data in 2022 has no expenditures to report.

Swift County Attorney's Office

Expenditures	2021 Expenditures	2022* Expenditures	Percent Change (\$)
Amount Received in the Previous Year	\$---	\$265	---
Expenditure Categories			
Crime Prevention	\$---	\$---	---
Victim Reparations	---	---	---
Exploited Youth Programs	---	---	---
Trafficking Victim Programs	---	---	---
Investigation Costs	---	---	---
Court Costs	---	---	---
Salaries	---	---	---
Professional Services	---	---	---
Travel	---	---	---
Training	---	---	---
Other Operating Expenses	---	---	---
Capital Expenditures	---	---	---
Non-Profit or Other Programs	---	---	---
Other Expenditures	---	---	---
Total Expenditures	\$---	\$---	---
Estimated Value of All Held Property	\$---	\$---	---
Year-End Balance	\$---	22,764	---

*The first year of reporting forfeiture expenditures is 2022. Entity with no data in 2022 has no expenditures to report.

Swift County Sheriff's Office

Expenditures	2021 Expenditures	2022* Expenditures	Percent Change (\$)
Amount Received in the Previous Year	\$---	\$1,150	---
Expenditure Categories			
Crime Prevention	\$---	\$---	---
Victim Reparations	---	---	---
Exploited Youth Programs	---	---	---
Trafficking Victim Programs	---	---	---
Investigation Costs	---	---	---
Court Costs	---	---	---
Salaries	---	---	---
Professional Services	---	---	---
Travel	---	---	---
Training	---	---	---
Other Operating Expenses	---	---	---
Capital Expenditures	---	---	---
Non-Profit or Other Programs	---	---	---
Other Expenditures	---	---	---
Total Expenditures	\$---	\$---	---
Estimated Value of All Held Property	\$---	\$---	---
Year-End Balance	\$---	\$---	---

*The first year of reporting forfeiture expenditures is 2022. Entity with no data in 2022 has no expenditures to report.

Thief River Falls Police Department

	2021	2022*	Percent
Expenditures	Expenditures	Expenditures	Change (\$)
Amount Received in the Previous Year	\$---	\$7,009	---
Expenditure Categories			
Crime Prevention	\$---	\$---	---
Victim Reparations	---	---	---
Exploited Youth Programs	---	---	---
Trafficking Victim Programs	---	---	---
Investigation Costs	---	---	---
Court Costs	---	---	---
Salaries	---	---	---
Professional Services	---	---	---
Travel	---	---	---
Training	---	---	---
Other Operating Expenses	---	---	---
Capital Expenditures	---	---	---
Non-Profit or Other Programs	---	---	---
Other Expenditures	---	---	---
Total Expenditures	\$---	\$---	---
Estimated Value of All Held Property	\$---	\$---	---
Year-End Balance	\$---	30,334	---

*The first year of reporting forfeiture expenditures is 2022. Entity with no data in 2022 has no expenditures to report.

Three Rivers Park District Police Department

	2021	2022*	Percent
Expenditures	Expenditures	Expenditures	Change (\$)
Amount Received in the Previous Year	\$---	\$---	---
Expenditure Categories			
Crime Prevention	\$---	\$---	---
Victim Reparations	---	---	---
Exploited Youth Programs	---	---	---
Trafficking Victim Programs	---	---	---
Investigation Costs	---	---	---
Court Costs	---	---	---
Salaries	---	---	---
Professional Services	---	---	---
Travel	---	---	---
Training	---	---	---
Other Operating Expenses	---	---	---
Capital Expenditures	---	---	---
Non-Profit or Other Programs	---	---	---
Other Expenditures	---	---	---
Total Expenditures	\$---	\$---	---
Estimated Value of All Held Property	\$---	\$---	---
Year-End Balance	\$---	\$---	---

*The first year of reporting forfeiture expenditures is 2022. Entity with no data in 2022 has no expenditures to report.

Todd County Attorney's Office

	2021	2022*	Percent
Expenditures	Expenditures	Expenditures	Change (\$)
Amount Received in the Previous Year	\$---	\$1,192	---
Expenditure Categories			
Crime Prevention	\$---	\$---	---
Victim Reparations	---	---	---
Exploited Youth Programs	---	---	---
Trafficking Victim Programs	---	---	---
Investigation Costs	---	---	---
Court Costs	---	---	---
Salaries	---	---	---
Professional Services	---	---	---
Travel	---	14	---
Training	---	375	---
Other Operating Expenses	---	---	---
Capital Expenditures	---	7,282	---
Non-Profit or Other Programs	---	---	---
Other Expenditures	---	---	---
Total Expenditures	\$---	\$7,671	---
Estimated Value of All Held Property	\$---	24,602	---
Year-End Balance	\$---	24,602	---

*The first year of reporting forfeiture expenditures is 2022. Entity with no data in 2022 has no expenditures to report.

Todd County Sheriff's Office

	2021	2022*	Percent
Expenditures	Expenditures	Expenditures	Change (\$)
Amount Received in the Previous Year	\$---	\$26,262	---
Expenditure Categories			
Crime Prevention	\$---	\$---	---
Victim Reparations	---	---	---
Exploited Youth Programs	---	---	---
Trafficking Victim Programs	---	---	---
Investigation Costs	---	---	---
Court Costs	---	---	---
Salaries	---	---	---
Professional Services	---	52	---
Travel	---	---	---
Training	---	---	---
Other Operating Expenses	---	7	---
Capital Expenditures	---	---	---
Non-Profit or Other Programs	---	---	---
Other Expenditures	---	7,878	---
Total Expenditures	\$---	\$7,937	---
Estimated Value of All Held Property	\$---	70,696	---
Year-End Balance	\$---	33,653	---

*The first year of reporting forfeiture expenditures is 2022. Entity with no data in 2022 has no expenditures to report.

Tracy Police Department

Expenditures	2021 Expenditures	2022* Expenditures	Percent Change (\$)
Amount Received in the Previous Year	\$---	\$---	---
Expenditure Categories			
Crime Prevention	\$---	\$---	---
Victim Reparations	---	---	---
Exploited Youth Programs	---	---	---
Trafficking Victim Programs	---	---	---
Investigation Costs	---	---	---
Court Costs	---	---	---
Salaries	---	---	---
Professional Services	---	---	---
Travel	---	---	---
Training	---	---	---
Other Operating Expenses	---	---	---
Capital Expenditures	---	---	---
Non-Profit or Other Programs	---	---	---
Other Expenditures	---	---	---
Total Expenditures	\$---	\$---	---
Estimated Value of All Held Property	\$---	\$---	---
Year-End Balance	\$---	\$---	---

*The first year of reporting forfeiture expenditures is 2022. Entity with no data in 2022 has no expenditures to report.

Traverse County Attorney's Office

Expenditures	2021 Expenditures	2022* Expenditures	Percent Change (\$)
Amount Received in the Previous Year	\$---	\$---	---
Expenditure Categories			
Crime Prevention	\$---	\$---	---
Victim Reparations	---	---	---
Exploited Youth Programs	---	---	---
Trafficking Victim Programs	---	---	---
Investigation Costs	---	---	---
Court Costs	---	---	---
Salaries	---	---	---
Professional Services	---	---	---
Travel	---	---	---
Training	---	---	---
Other Operating Expenses	---	---	---
Capital Expenditures	---	---	---
Non-Profit or Other Programs	---	---	---
Other Expenditures	---	---	---
Total Expenditures	\$---	\$---	---
Estimated Value of All Held Property	\$---	\$---	---
Year-End Balance	\$---	\$---	---

*The first year of reporting forfeiture expenditures is 2022. Entity with no data in 2022 has no expenditures to report.

Traverse County Sheriff's Office

Expenditures	2021 Expenditures	2022* Expenditures	Percent Change (\$)
Amount Received in the Previous Year	\$---	\$---	---
Expenditure Categories			
Crime Prevention	\$---	\$---	---
Victim Reparations	---	---	---
Exploited Youth Programs	---	---	---
Trafficking Victim Programs	---	---	---
Investigation Costs	---	---	---
Court Costs	---	---	---
Salaries	---	---	---
Professional Services	---	---	---
Travel	---	---	---
Training	---	---	---
Other Operating Expenses	---	---	---
Capital Expenditures	---	---	---
Non-Profit or Other Programs	---	---	---
Other Expenditures	---	---	---
Total Expenditures	\$---	\$---	---
Estimated Value of All Held Property	\$---	\$---	---
Year-End Balance	\$---	\$---	---

*The first year of reporting forfeiture expenditures is 2022. Entity with no data in 2022 has no expenditures to report.

Trimont Police Department

Expenditures	2021 Expenditures	2022* Expenditures	Percent Change (\$)
Amount Received in the Previous Year	\$---	\$---	---
Expenditure Categories			
Crime Prevention	\$---	\$---	---
Victim Reparations	---	---	---
Exploited Youth Programs	---	---	---
Trafficking Victim Programs	---	---	---
Investigation Costs	---	---	---
Court Costs	---	---	---
Salaries	---	---	---
Professional Services	---	---	---
Travel	---	---	---
Training	---	---	---
Other Operating Expenses	---	---	---
Capital Expenditures	---	---	---
Non-Profit or Other Programs	---	---	---
Other Expenditures	---	---	---
Total Expenditures	\$---	\$---	---
Estimated Value of All Held Property	\$---	\$---	---
Year-End Balance	\$---	\$---	---

*The first year of reporting forfeiture expenditures is 2022. Entity with no data in 2022 has no expenditures to report.

Truman Police Department

Expenditures	2021 Expenditures	2022* Expenditures	Percent Change (\$)
Amount Received in the Previous Year	\$---	\$---	---
Expenditure Categories			
Crime Prevention	\$---	\$---	---
Victim Reparations	---	---	---
Exploited Youth Programs	---	---	---
Trafficking Victim Programs	---	---	---
Investigation Costs	---	---	---
Court Costs	---	---	---
Salaries	---	---	---
Professional Services	---	---	---
Travel	---	---	---
Training	---	---	---
Other Operating Expenses	---	---	---
Capital Expenditures	---	---	---
Non-Profit or Other Programs	---	---	---
Other Expenditures	---	---	---
Total Expenditures	\$---	\$---	---
Estimated Value of All Held Property	\$---	\$---	---
Year-End Balance	\$---	\$---	---

*The first year of reporting forfeiture expenditures is 2022. Entity with no data in 2022 has no expenditures to report.

Twin Valley Police Department

Expenditures	2021 Expenditures	2022* Expenditures	Percent Change (\$)
Amount Received in the Previous Year	\$---	\$---	---
Expenditure Categories			
Crime Prevention	\$---	\$---	---
Victim Reparations	---	---	---
Exploited Youth Programs	---	---	---
Trafficking Victim Programs	---	---	---
Investigation Costs	---	---	---
Court Costs	---	---	---
Salaries	---	---	---
Professional Services	---	---	---
Travel	---	---	---
Training	---	---	---
Other Operating Expenses	---	---	---
Capital Expenditures	---	---	---
Non-Profit or Other Programs	---	---	---
Other Expenditures	---	---	---
Total Expenditures	\$---	\$---	---
Estimated Value of All Held Property	\$---	\$---	---
Year-End Balance	\$---	\$---	---

*The first year of reporting forfeiture expenditures is 2022. Entity with no data in 2022 has no expenditures to report.

Two Harbors Police Department

Expenditures	2021 Expenditures	2022* Expenditures	Percent Change (\$)
Amount Received in the Previous Year	\$---	\$---	---
Expenditure Categories			
Crime Prevention	\$---	\$---	---
Victim Reparations	---	---	---
Exploited Youth Programs	---	---	---
Trafficking Victim Programs	---	---	---
Investigation Costs	---	---	---
Court Costs	---	---	---
Salaries	---	---	---
Professional Services	---	---	---
Travel	---	---	---
Training	---	---	---
Other Operating Expenses	---	---	---
Capital Expenditures	---	---	---
Non-Profit or Other Programs	---	---	---
Other Expenditures	---	---	---
Total Expenditures	\$---	\$---	---
Estimated Value of All Held Property	\$---	9,270	---
Year-End Balance	\$---	10,981	---

*The first year of reporting forfeiture expenditures is 2022. Entity with no data in 2022 has no expenditures to report.

Tyler Police Department

Expenditures	2021 Expenditures	2022* Expenditures	Percent Change (\$)
Amount Received in the Previous Year	\$---	\$---	---
Expenditure Categories			
Crime Prevention	\$---	\$---	---
Victim Reparations	---	---	---
Exploited Youth Programs	---	---	---
Trafficking Victim Programs	---	---	---
Investigation Costs	---	---	---
Court Costs	---	15,000	---
Salaries	---	117,762	---
Professional Services	---	---	---
Travel	---	1,000	---
Training	---	2,000	---
Other Operating Expenses	---	1,000	---
Capital Expenditures	---	1,000	---
Non-Profit or Other Programs	---	---	---
Other Expenditures	---	---	---
Total Expenditures	\$---	\$137,762	---
Estimated Value of All Held Property	\$---	\$---	---
Year-End Balance	\$---	\$---	---

*The first year of reporting forfeiture expenditures is 2022. Entity with no data in 2022 has no expenditures to report.

U/M Duluth Police Department

Expenditures	2021 Expenditures	2022* Expenditures	Percent Change (\$)
Amount Received in the Previous Year	\$---	\$---	---
Expenditure Categories			
Crime Prevention	\$---	\$---	---
Victim Reparations	---	---	---
Exploited Youth Programs	---	---	---
Trafficking Victim Programs	---	---	---
Investigation Costs	---	---	---
Court Costs	---	---	---
Salaries	---	---	---
Professional Services	---	---	---
Travel	---	---	---
Training	---	---	---
Other Operating Expenses	---	---	---
Capital Expenditures	---	---	---
Non-Profit or Other Programs	---	---	---
Other Expenditures	---	---	---
Total Expenditures	\$---	\$---	---
Estimated Value of All Held Property	\$---	\$---	---
Year-End Balance	\$---	\$---	---

*The first year of reporting forfeiture expenditures is 2022. Entity with no data in 2022 has no expenditures to report.

U/M Morris Police Department

Expenditures	2021 Expenditures	2022* Expenditures	Percent Change (\$)
Amount Received in the Previous Year	\$---	\$---	---
Expenditure Categories			
Crime Prevention	\$---	\$---	---
Victim Reparations	---	---	---
Exploited Youth Programs	---	---	---
Trafficking Victim Programs	---	---	---
Investigation Costs	---	---	---
Court Costs	---	---	---
Salaries	---	---	---
Professional Services	---	---	---
Travel	---	---	---
Training	---	---	---
Other Operating Expenses	---	---	---
Capital Expenditures	---	---	---
Non-Profit or Other Programs	---	---	---
Other Expenditures	---	---	---
Total Expenditures	\$---	\$---	---
Estimated Value of All Held Property	\$---	\$---	---
Year-End Balance	\$---	\$---	---

*The first year of reporting forfeiture expenditures is 2022. Entity with no data in 2022 has no expenditures to report.

U/M Twin Cities Police Department

Expenditures	2021 Expenditures	2022* Expenditures	Percent Change (\$)
Amount Received in the Previous Year	\$---	\$---	---
Expenditure Categories			
Crime Prevention	\$---	\$---	---
Victim Reparations	---	---	---
Exploited Youth Programs	---	---	---
Trafficking Victim Programs	---	---	---
Investigation Costs	---	---	---
Court Costs	---	---	---
Salaries	---	---	---
Professional Services	---	---	---
Travel	---	---	---
Training	---	---	---
Other Operating Expenses	---	---	---
Capital Expenditures	---	---	---
Non-Profit or Other Programs	---	---	---
Other Expenditures	---	---	---
Total Expenditures	\$---	\$---	---
Estimated Value of All Held Property	\$---	\$---	---
Year-End Balance	\$---	\$---	---

*The first year of reporting forfeiture expenditures is 2022. Entity with no data in 2022 has no expenditures to report.

Upper Sioux Tribal Community Police

Expenditures	2021 Expenditures	2022* Expenditures	Percent Change (\$)
Amount Received in the Previous Year	\$---	\$---	---
Expenditure Categories			
Crime Prevention	\$---	\$---	---
Victim Reparations	---	---	---
Exploited Youth Programs	---	---	---
Trafficking Victim Programs	---	---	---
Investigation Costs	---	---	---
Court Costs	---	---	---
Salaries	---	---	---
Professional Services	---	---	---
Travel	---	---	---
Training	---	---	---
Other Operating Expenses	---	---	---
Capital Expenditures	---	---	---
Non-Profit or Other Programs	---	---	---
Other Expenditures	---	---	---
Total Expenditures	\$---	\$---	---
Estimated Value of All Held Property	\$---	\$---	---
Year-End Balance	\$---	\$---	---

*The first year of reporting forfeiture expenditures is 2022. Entity with no data in 2022 has no expenditures to report.

Verndale Police Department

	2021	2022*	Percent
Expenditures	Expenditures	Expenditures	Change (\$)
Amount Received in the Previous Year	\$---	\$---	---
Expenditure Categories			
Crime Prevention	\$---	\$---	---
Victim Reparations	---	---	---
Exploited Youth Programs	---	---	---
Trafficking Victim Programs	---	---	---
Investigation Costs	---	---	---
Court Costs	---	---	---
Salaries	---	---	---
Professional Services	---	---	---
Travel	---	---	---
Training	---	---	---
Other Operating Expenses	---	---	---
Capital Expenditures	---	---	---
Non-Profit or Other Programs	---	---	---
Other Expenditures	---	---	---
Total Expenditures	\$---	\$---	---
Estimated Value of All Held Property	\$---	\$---	---
Year-End Balance	\$---	\$---	---

*The first year of reporting forfeiture expenditures is 2022. Entity with no data in 2022 has no expenditures to report.

Virginia Police Department

	2021	2022*	Percent
Expenditures	Expenditures	Expenditures	Change (\$)
Amount Received in the Previous Year	\$---	\$4,209	---
Expenditure Categories			
Crime Prevention	\$---	\$---	---
Victim Reparations	---	---	---
Exploited Youth Programs	---	---	---
Trafficking Victim Programs	---	---	---
Investigation Costs	---	---	---
Court Costs	---	---	---
Salaries	---	---	---
Professional Services	---	---	---
Travel	---	---	---
Training	---	---	---
Other Operating Expenses	---	---	---
Capital Expenditures	---	---	---
Non-Profit or Other Programs	---	---	---
Other Expenditures	---	---	---
Total Expenditures	\$---	\$---	---
Estimated Value of All Held Property	\$---	\$---	---
Year-End Balance	\$---	4,349	---

*The first year of reporting forfeiture expenditures is 2022. Entity with no data in 2022 has no expenditures to report.

Wabasha County Attorney's Office

	2021	2022*	Percent
Expenditures	Expenditures	Expenditures	Change (\$)
Amount Received in the Previous Year	\$---	\$8,798	---
Expenditure Categories			
Crime Prevention	\$---	\$---	---
Victim Reparations	---	---	---
Exploited Youth Programs	---	---	---
Trafficking Victim Programs	---	---	---
Investigation Costs	---	---	---
Court Costs	---	4,110	---
Salaries	---	---	---
Professional Services	---	---	---
Travel	---	---	---
Training	---	---	---
Other Operating Expenses	---	---	---
Capital Expenditures	---	1,764	---
Non-Profit or Other Programs	---	---	---
Other Expenditures	---	---	---
Total Expenditures	\$---	\$5,874	---
Estimated Value of All Held Property	\$---	3,024	---
Year-End Balance	\$---	27,772	---

*The first year of reporting forfeiture expenditures is 2022. Entity with no data in 2022 has no expenditures to report.

Wabasha County Sheriff's Office

	2021	2022*	Percent
Expenditures	Expenditures	Expenditures	Change (\$)
Amount Received in the Previous Year	\$---	\$24,160	---
Expenditure Categories			
Crime Prevention	\$---	\$---	---
Victim Reparations	---	---	---
Exploited Youth Programs	---	---	---
Trafficking Victim Programs	---	---	---
Investigation Costs	---	---	---
Court Costs	---	---	---
Salaries	---	---	---
Professional Services	---	---	---
Travel	---	---	---
Training	---	---	---
Other Operating Expenses	---	---	---
Capital Expenditures	---	6,196	---
Non-Profit or Other Programs	---	---	---
Other Expenditures	---	---	---
Total Expenditures	\$---	\$6,196	---
Estimated Value of All Held Property	\$---	1,000	---
Year-End Balance	\$---	5,920	---

*The first year of reporting forfeiture expenditures is 2022. Entity with no data in 2022 has no expenditures to report.

Wabasha Police Department

Expenditures	2021 Expenditures	2022* Expenditures	Percent Change (\$)
Amount Received in the Previous Year	\$---	\$3,244	---
Expenditure Categories			
Crime Prevention	\$---	320	---
Victim Reparations	---	---	---
Exploited Youth Programs	---	---	---
Trafficking Victim Programs	---	---	---
Investigation Costs	---	---	---
Court Costs	---	---	---
Salaries	---	---	---
Professional Services	---	---	---
Travel	---	---	---
Training	---	---	---
Other Operating Expenses	---	---	---
Capital Expenditures	---	---	---
Non-Profit or Other Programs	---	---	---
Other Expenditures	---	---	---
Total Expenditures	\$---	\$320	---
Estimated Value of All Held Property	\$---	21,322	---
Year-End Balance	\$---	8,727	---

*The first year of reporting forfeiture expenditures is 2022. Entity with no data in 2022 has no expenditures to report.

Wadena County Attorney's Office

Expenditures	2021 Expenditures	2022* Expenditures	Percent Change (\$)
Amount Received in the Previous Year	\$---	\$1,626	---
Expenditure Categories			
Crime Prevention	\$---	\$---	---
Victim Reparations	---	---	---
Exploited Youth Programs	---	---	---
Trafficking Victim Programs	---	---	---
Investigation Costs	---	---	---
Court Costs	---	---	---
Salaries	---	---	---
Professional Services	---	---	---
Travel	---	---	---
Training	---	---	---
Other Operating Expenses	---	---	---
Capital Expenditures	---	---	---
Non-Profit or Other Programs	---	---	---
Other Expenditures	---	---	---
Total Expenditures	\$---	\$---	---
Estimated Value of All Held Property	\$---	\$---	---
Year-End Balance	\$---	33,691	---

*The first year of reporting forfeiture expenditures is 2022. Entity with no data in 2022 has no expenditures to report.

Wadena County Sheriff's Office

Expenditures	2021 Expenditures	2022* Expenditures	Percent Change (\$)
Amount Received in the Previous Year	\$---	\$825	---
Expenditure Categories			
Crime Prevention	\$---	\$---	---
Victim Reparations	---	---	---
Exploited Youth Programs	---	---	---
Trafficking Victim Programs	---	---	---
Investigation Costs	---	885	---
Court Costs	---	---	---
Salaries	---	---	---
Professional Services	---	314	---
Travel	---	---	---
Training	---	---	---
Other Operating Expenses	---	535	---
Capital Expenditures	---	4,155	---
Non-Profit or Other Programs	---	---	---
Other Expenditures	---	27	---
Total Expenditures	\$---	\$5,916	---
Estimated Value of All Held Property	\$---	\$---	---
Year-End Balance	\$---	1,675	---

*The first year of reporting forfeiture expenditures is 2022. Entity with no data in 2022 has no expenditures to report.

Wadena Police Department

Expenditures	2021 Expenditures	2022* Expenditures	Percent Change (\$)
Amount Received in the Previous Year	\$---	\$2,356	---
Expenditure Categories			
Crime Prevention	\$---	\$---	---
Victim Reparations	---	---	---
Exploited Youth Programs	---	---	---
Trafficking Victim Programs	---	---	---
Investigation Costs	---	---	---
Court Costs	---	---	---
Salaries	---	---	---
Professional Services	---	---	---
Travel	---	---	---
Training	---	---	---
Other Operating Expenses	---	---	---
Capital Expenditures	---	---	---
Non-Profit or Other Programs	---	---	---
Other Expenditures	---	---	---
Total Expenditures	\$---	\$---	---
Estimated Value of All Held Property	\$---	3,771	---
Year-End Balance	\$---	2,356	---

*The first year of reporting forfeiture expenditures is 2022. Entity with no data in 2022 has no expenditures to report.

Waite Park Police Department

Expenditures	2021 Expenditures	2022* Expenditures	Percent Change (\$)
Amount Received in the Previous Year	\$---	\$14,131	---
Expenditure Categories			
Crime Prevention	\$---	\$---	---
Victim Reparations	---	---	---
Exploited Youth Programs	---	---	---
Trafficking Victim Programs	---	---	---
Investigation Costs	---	---	---
Court Costs	---	3,075	---
Salaries	---	---	---
Professional Services	---	---	---
Travel	---	---	---
Training	---	---	---
Other Operating Expenses	---	---	---
Capital Expenditures	---	---	---
Non-Profit or Other Programs	---	---	---
Other Expenditures	---	1,898	---
Total Expenditures	\$---	\$4,973	---
Estimated Value of All Held Property	\$---	\$---	---
Year-End Balance	\$---	10,163	---

*The first year of reporting forfeiture expenditures is 2022. Entity with no data in 2022 has no expenditures to report.

Walker Police Department

Expenditures	2021 Expenditures	2022* Expenditures	Percent Change (\$)
Amount Received in the Previous Year	\$---	\$---	---
Expenditure Categories			
Crime Prevention	\$---	\$---	---
Victim Reparations	---	---	---
Exploited Youth Programs	---	---	---
Trafficking Victim Programs	---	---	---
Investigation Costs	---	---	---
Court Costs	---	---	---
Salaries	---	---	---
Professional Services	---	---	---
Travel	---	---	---
Training	---	---	---
Other Operating Expenses	---	---	---
Capital Expenditures	---	---	---
Non-Profit or Other Programs	---	---	---
Other Expenditures	---	---	---
Total Expenditures	\$---	\$---	---
Estimated Value of All Held Property	\$---	\$---	---
Year-End Balance	\$---	8,953	---

*The first year of reporting forfeiture expenditures is 2022. Entity with no data in 2022 has no expenditures to report.

Walnut Grove Police Department

Expenditures	2021 Expenditures	2022* Expenditures	Percent Change (\$)
Amount Received in the Previous Year	\$---	\$---	---
Expenditure Categories			
Crime Prevention	\$---	\$---	---
Victim Reparations	---	---	---
Exploited Youth Programs	---	---	---
Trafficking Victim Programs	---	---	---
Investigation Costs	---	---	---
Court Costs	---	---	---
Salaries	---	---	---
Professional Services	---	---	---
Travel	---	---	---
Training	---	---	---
Other Operating Expenses	---	---	---
Capital Expenditures	---	---	---
Non-Profit or Other Programs	---	---	---
Other Expenditures	---	---	---
Total Expenditures	\$---	\$---	---
Estimated Value of All Held Property	\$---	\$---	---
Year-End Balance	\$---	\$---	---

*The first year of reporting forfeiture expenditures is 2022. Entity with no data in 2022 has no expenditures to report.

Warroad Police Department

Expenditures	2021 Expenditures	2022* Expenditures	Percent Change (\$)
Amount Received in the Previous Year	\$---	\$---	---
Expenditure Categories			
Crime Prevention	\$---	\$---	---
Victim Reparations	---	---	---
Exploited Youth Programs	---	---	---
Trafficking Victim Programs	---	---	---
Investigation Costs	---	---	---
Court Costs	---	---	---
Salaries	---	---	---
Professional Services	---	---	---
Travel	---	---	---
Training	---	---	---
Other Operating Expenses	---	---	---
Capital Expenditures	---	---	---
Non-Profit or Other Programs	---	---	---
Other Expenditures	---	---	---
Total Expenditures	\$---	\$---	---
Estimated Value of All Held Property	\$---	\$---	---
Year-End Balance	\$---	\$---	---

*The first year of reporting forfeiture expenditures is 2022. Entity with no data in 2022 has no expenditures to report.

Waseca County Attorney's Office

Expenditures	2021 Expenditures	2022* Expenditures	Percent Change (\$)
Amount Received in the Previous Year	\$---	\$342	---
Expenditure Categories			
Crime Prevention	\$---	\$---	---
Victim Reparations	---	---	---
Exploited Youth Programs	---	---	---
Trafficking Victim Programs	---	---	---
Investigation Costs	---	---	---
Court Costs	---	---	---
Salaries	---	---	---
Professional Services	---	---	---
Travel	---	605	---
Training	---	6,944	---
Other Operating Expenses	---	---	---
Capital Expenditures	---	---	---
Non-Profit or Other Programs	---	---	---
Other Expenditures	---	---	---
Total Expenditures	\$---	\$7,549	---
Estimated Value of All Held Property	\$---	\$---	---
Year-End Balance	\$---	16,243	---

*The first year of reporting forfeiture expenditures is 2022. Entity with no data in 2022 has no expenditures to report.

Waseca County Sheriff's Office

Expenditures	2021 Expenditures	2022* Expenditures	Percent Change (\$)
Amount Received in the Previous Year	\$---	\$3,665	---
Expenditure Categories			
Crime Prevention	\$---	\$---	---
Victim Reparations	---	---	---
Exploited Youth Programs	---	---	---
Trafficking Victim Programs	---	---	---
Investigation Costs	---	---	---
Court Costs	---	333	---
Salaries	---	---	---
Professional Services	---	---	---
Travel	---	---	---
Training	---	5,394	---
Other Operating Expenses	---	---	---
Capital Expenditures	---	9,019	---
Non-Profit or Other Programs	---	---	---
Other Expenditures	---	201	---
Total Expenditures	\$---	\$14,947	---
Estimated Value of All Held Property	\$---	\$---	---
Year-End Balance	\$---	18,419	---

*The first year of reporting forfeiture expenditures is 2022. Entity with no data in 2022 has no expenditures to report.

Waseca Police Department

Expenditures	2021 Expenditures	2022* Expenditures	Percent Change (\$)
Amount Received in the Previous Year	\$---	\$800	---
Expenditure Categories			
Crime Prevention	\$---	\$---	---
Victim Reparations	---	---	---
Exploited Youth Programs	---	---	---
Trafficking Victim Programs	---	---	---
Investigation Costs	---	---	---
Court Costs	---	---	---
Salaries	---	---	---
Professional Services	---	---	---
Travel	---	---	---
Training	---	730	---
Other Operating Expenses	---	---	---
Capital Expenditures	---	11,468	---
Non-Profit or Other Programs	---	---	---
Other Expenditures	---	---	---
Total Expenditures	\$---	\$12,198	---
Estimated Value of All Held Property	\$---	\$---	---
Year-End Balance	\$---	41,695	---

*The first year of reporting forfeiture expenditures is 2022. Entity with no data in 2022 has no expenditures to report.

Washington County Attorney's Office

Expenditures	2021 Expenditures	2022* Expenditures	Percent Change (\$)
Amount Received in the Previous Year	\$---	\$35,893	---
Expenditure Categories			
Crime Prevention	\$---	\$---	---
Victim Reparations	---	---	---
Exploited Youth Programs	---	---	---
Trafficking Victim Programs	---	---	---
Investigation Costs	---	---	---
Court Costs	---	---	---
Salaries	---	---	---
Professional Services	---	---	---
Travel	---	3,376	---
Training	---	3,073	---
Other Operating Expenses	---	3,606	---
Capital Expenditures	---	---	---
Non-Profit or Other Programs	---	---	---
Other Expenditures	---	---	---
Total Expenditures	\$---	\$10,055	---
Estimated Value of All Held Property	\$---	\$---	---
Year-End Balance	\$---	25,838	---

*The first year of reporting forfeiture expenditures is 2022. Entity with no data in 2022 has no expenditures to report.

Washington County Narcotics Task Force

	2021	2022*	Percent
Expenditures	Expenditures	Expenditures	Change (\$)
Amount Received in the Previous Year	\$---	\$10,767	---
Expenditure Categories			
Crime Prevention	\$---	\$---	---
Victim Reparations	---	---	---
Exploited Youth Programs	---	---	---
Trafficking Victim Programs	---	---	---
Investigation Costs	---	1,681	---
Court Costs	---	---	---
Salaries	---	6,079	---
Professional Services	---	9,833	---
Travel	---	---	---
Training	---	---	---
Other Operating Expenses	---	1,122	---
Capital Expenditures	---	32,867	---
Non-Profit or Other Programs	---	---	---
Other Expenditures	---	---	---
Total Expenditures	\$---	\$51,582	---
Estimated Value of All Held Property	\$---	\$---	---
Year-End Balance	\$---	179,250	---

*The first year of reporting forfeiture expenditures is 2022. Entity with no data in 2022 has no expenditures to report.

Washington County Sheriff's Office

	2021	2022*	Percent
Expenditures	Expenditures	Expenditures	Change (\$)
Amount Received in the Previous Year	\$---	\$115,947	---
Expenditure Categories			
Crime Prevention	\$---	\$---	---
Victim Reparations	---	---	---
Exploited Youth Programs	---	---	---
Trafficking Victim Programs	---	---	---
Investigation Costs	---	---	---
Court Costs	---	---	---
Salaries	---	13,666	---
Professional Services	---	---	---
Travel	---	---	---
Training	---	---	---
Other Operating Expenses	---	325	---
Capital Expenditures	---	2,743	---
Non-Profit or Other Programs	---	---	---
Other Expenditures	---	---	---
Total Expenditures	\$---	\$16,734	---
Estimated Value of All Held Property	\$---	9,248	---
Year-End Balance	\$---	167,079	---

*The first year of reporting forfeiture expenditures is 2022. Entity with no data in 2022 has no expenditures to report.

Waterville Police Department

	2021	2022*	Percent
Expenditures	Expenditures	Expenditures	Change (\$)
Amount Received in the Previous Year	\$---	\$---	---
Expenditure Categories			
Crime Prevention	\$---	\$---	---
Victim Reparations	---	---	---
Exploited Youth Programs	---	---	---
Trafficking Victim Programs	---	---	---
Investigation Costs	---	---	---
Court Costs	---	---	---
Salaries	---	---	---
Professional Services	---	---	---
Travel	---	---	---
Training	---	---	---
Other Operating Expenses	---	---	---
Capital Expenditures	---	---	---
Non-Profit or Other Programs	---	---	---
Other Expenditures	---	---	---
Total Expenditures	\$---	\$---	---
Estimated Value of All Held Property	\$---	\$---	---
Year-End Balance	\$---	\$---	---

*The first year of reporting forfeiture expenditures is 2022. Entity with no data in 2022 has no expenditures to report.

Watowan County Attorney's Office

	2021	2022*	Percent
Expenditures	Expenditures	Expenditures	Change (\$)
Amount Received in the Previous Year	\$---	\$4,765	---
Expenditure Categories			
Crime Prevention	\$---	\$---	---
Victim Reparations	---	---	---
Exploited Youth Programs	---	---	---
Trafficking Victim Programs	---	---	---
Investigation Costs	---	---	---
Court Costs	---	---	---
Salaries	---	---	---
Professional Services	---	4,765	---
Travel	---	---	---
Training	---	---	---
Other Operating Expenses	---	---	---
Capital Expenditures	---	---	---
Non-Profit or Other Programs	---	---	---
Other Expenditures	---	---	---
Total Expenditures	\$---	\$4,765	---
Estimated Value of All Held Property	\$---	\$---	---
Year-End Balance	\$---	\$---	---

*The first year of reporting forfeiture expenditures is 2022. Entity with no data in 2022 has no expenditures to report.

Watonwan County Sheriff's Office

	2021	2022*	Percent
Expenditures	Expenditures	Expenditures	Change (\$)
Amount Received in the Previous Year	\$---	\$46,166	---
Expenditure Categories			
Crime Prevention	\$---	\$---	---
Victim Reparations	---	---	---
Exploited Youth Programs	---	---	---
Trafficking Victim Programs	---	---	---
Investigation Costs	---	---	---
Court Costs	---	9,837	---
Salaries	---	---	---
Professional Services	---	---	---
Travel	---	---	---
Training	---	---	---
Other Operating Expenses	---	---	---
Capital Expenditures	---	22,331	---
Non-Profit or Other Programs	---	---	---
Other Expenditures	---	13,865	---
Total Expenditures	\$---	\$46,033	---
Estimated Value of All Held Property	\$---	\$---	---
Year-End Balance	\$---	151	---

*The first year of reporting forfeiture expenditures is 2022. Entity with no data in 2022 has no expenditures to report.

Waubun Police Department

	2021	2022*	Percent
Expenditures	Expenditures	Expenditures	Change (\$)
Amount Received in the Previous Year	\$---	\$---	---
Expenditure Categories			
Crime Prevention	\$---	\$---	---
Victim Reparations	---	---	---
Exploited Youth Programs	---	---	---
Trafficking Victim Programs	---	---	---
Investigation Costs	---	---	---
Court Costs	---	---	---
Salaries	---	---	---
Professional Services	---	---	---
Travel	---	---	---
Training	---	---	---
Other Operating Expenses	---	---	---
Capital Expenditures	---	---	---
Non-Profit or Other Programs	---	---	---
Other Expenditures	---	---	---
Total Expenditures	\$---	\$---	---
Estimated Value of All Held Property	\$---	\$---	---
Year-End Balance	\$---	\$---	---

*The first year of reporting forfeiture expenditures is 2022. Entity with no data in 2022 has no expenditures to report.

Wayzata Police Department

	2021	2022*	Percent
Expenditures	Expenditures	Expenditures	Change (\$)
Amount Received in the Previous Year	\$---	\$---	---
Expenditure Categories			
Crime Prevention	\$---	\$---	---
Victim Reparations	---	---	---
Exploited Youth Programs	---	---	---
Trafficking Victim Programs	---	---	---
Investigation Costs	---	---	---
Court Costs	---	---	---
Salaries	---	---	---
Professional Services	---	---	---
Travel	---	---	---
Training	---	---	---
Other Operating Expenses	---	---	---
Capital Expenditures	---	---	---
Non-Profit or Other Programs	---	---	---
Other Expenditures	---	---	---
Total Expenditures	\$---	\$---	---
Estimated Value of All Held Property	\$---	7,500	---
Year-End Balance	\$---	16,515	---

*The first year of reporting forfeiture expenditures is 2022. Entity with no data in 2022 has no expenditures to report.

Wells Police Department

	2021	2022*	Percent
Expenditures	Expenditures	Expenditures	Change (\$)
Amount Received in the Previous Year	\$---	\$---	---
Expenditure Categories			
Crime Prevention	\$---	\$---	---
Victim Reparations	---	---	---
Exploited Youth Programs	---	---	---
Trafficking Victim Programs	---	---	---
Investigation Costs	---	---	---
Court Costs	---	---	---
Salaries	---	---	---
Professional Services	---	---	---
Travel	---	---	---
Training	---	---	---
Other Operating Expenses	---	---	---
Capital Expenditures	---	---	---
Non-Profit or Other Programs	---	---	---
Other Expenditures	---	---	---
Total Expenditures	\$---	\$---	---
Estimated Value of All Held Property	\$---	\$---	---
Year-End Balance	\$---	\$---	---

*The first year of reporting forfeiture expenditures is 2022. Entity with no data in 2022 has no expenditures to report.

West Central Minnesota Drug and Violent Crime Task Force

Expenditures	2021 Expenditures	2022* Expenditures	Percent Change (\$)
Amount Received in the Previous Year	\$---	\$53,406	---
Expenditure Categories			
Crime Prevention	\$---	\$---	---
Victim Reparations	---	---	---
Exploited Youth Programs	---	---	---
Trafficking Victim Programs	---	---	---
Investigation Costs	---	---	---
Court Costs	---	---	---
Salaries	---	---	---
Professional Services	---	13,273	---
Travel	---	---	---
Training	---	2,605	---
Other Operating Expenses	---	1,099	---
Capital Expenditures	---	21,448	---
Non-Profit or Other Programs	---	---	---
Other Expenditures	---	---	---
Total Expenditures	\$---	\$38,425	---
Estimated Value of All Held Property	\$---	126,136	---
Year-End Balance	\$---	22,552	---

*The first year of reporting forfeiture expenditures is 2022. Entity with no data in 2022 has no expenditures to report.

West Concord Police Department

Expenditures	2021 Expenditures	2022* Expenditures	Percent Change (\$)
Amount Received in the Previous Year	\$---	\$---	---
Expenditure Categories			
Crime Prevention	\$---	\$---	---
Victim Reparations	---	---	---
Exploited Youth Programs	---	---	---
Trafficking Victim Programs	---	---	---
Investigation Costs	---	---	---
Court Costs	---	---	---
Salaries	---	---	---
Professional Services	---	---	---
Travel	---	---	---
Training	---	---	---
Other Operating Expenses	---	---	---
Capital Expenditures	---	---	---
Non-Profit or Other Programs	---	---	---
Other Expenditures	---	---	---
Total Expenditures	\$---	\$---	---
Estimated Value of All Held Property	\$---	\$---	---
Year-End Balance	\$---	\$---	---

*The first year of reporting forfeiture expenditures is 2022. Entity with no data in 2022 has no expenditures to report.

West Hennepin Public Safety Department

Expenditures	2021 Expenditures	2022* Expenditures	Percent Change (\$)
Amount Received in the Previous Year	\$---	\$1,462	---
Expenditure Categories			
Crime Prevention	\$---	\$---	---
Victim Reparations	---	---	---
Exploited Youth Programs	---	---	---
Trafficking Victim Programs	---	---	---
Investigation Costs	---	---	---
Court Costs	---	---	---
Salaries	---	---	---
Professional Services	---	---	---
Travel	---	---	---
Training	---	---	---
Other Operating Expenses	---	---	---
Capital Expenditures	---	893	---
Non-Profit or Other Programs	---	---	---
Other Expenditures	---	---	---
Total Expenditures	\$---	\$893	---
Estimated Value of All Held Property	\$---	4,000	---
Year-End Balance	\$---	4,569	---

*The first year of reporting forfeiture expenditures is 2022. Entity with no data in 2022 has no expenditures to report.

West Metro Drug Task Force

Expenditures	2021 Expenditures	2022* Expenditures	Percent Change (\$)
Amount Received in the Previous Year	\$---	\$37,540	---
Expenditure Categories			
Crime Prevention	\$---	\$---	---
Victim Reparations	---	---	---
Exploited Youth Programs	---	---	---
Trafficking Victim Programs	---	---	---
Investigation Costs	---	9,875	---
Court Costs	---	---	---
Salaries	---	---	---
Professional Services	---	---	---
Travel	---	---	---
Training	---	875	---
Other Operating Expenses	---	27,539	---
Capital Expenditures	---	---	---
Non-Profit or Other Programs	---	---	---
Other Expenditures	---	---	---
Total Expenditures	\$---	\$38,289	---
Estimated Value of All Held Property	\$---	4,000	---
Year-End Balance	\$---	200,542	---

*The first year of reporting forfeiture expenditures is 2022. Entity with no data in 2022 has no expenditures to report.

West Saint Paul Police Department

Expenditures	2021 Expenditures	2022* Expenditures	Percent Change (\$)
Amount Received in the Previous Year	\$---	\$---	---
Expenditure Categories			
Crime Prevention	\$---	\$---	---
Victim Reparations	---	---	---
Exploited Youth Programs	---	---	---
Trafficking Victim Programs	---	---	---
Investigation Costs	---	---	---
Court Costs	---	---	---
Salaries	---	---	---
Professional Services	---	---	---
Travel	---	---	---
Training	---	---	---
Other Operating Expenses	---	---	---
Capital Expenditures	---	---	---
Non-Profit or Other Programs	---	---	---
Other Expenditures	---	---	---
Total Expenditures	\$---	\$---	---
Estimated Value of All Held Property	\$---	15,000	---
Year-End Balance	\$---	\$---	---

*The first year of reporting forfeiture expenditures is 2022. Entity with no data in 2022 has no expenditures to report.

Westbrook Police Department

Expenditures	2021 Expenditures	2022* Expenditures	Percent Change (\$)
Amount Received in the Previous Year	\$---	\$---	---
Expenditure Categories			
Crime Prevention	\$---	\$---	---
Victim Reparations	---	---	---
Exploited Youth Programs	---	---	---
Trafficking Victim Programs	---	---	---
Investigation Costs	---	---	---
Court Costs	---	---	---
Salaries	---	---	---
Professional Services	---	---	---
Travel	---	---	---
Training	---	---	---
Other Operating Expenses	---	---	---
Capital Expenditures	---	---	---
Non-Profit or Other Programs	---	---	---
Other Expenditures	---	---	---
Total Expenditures	\$---	\$---	---
Estimated Value of All Held Property	\$---	\$---	---
Year-End Balance	\$---	\$---	---

*The first year of reporting forfeiture expenditures is 2022. Entity with no data in 2022 has no expenditures to report.

Wheaton Police Department

Expenditures	2021 Expenditures	2022* Expenditures	Percent Change (\$)
Amount Received in the Previous Year	\$---	\$---	---
Expenditure Categories			
Crime Prevention	\$---	\$---	---
Victim Reparations	---	---	---
Exploited Youth Programs	---	---	---
Trafficking Victim Programs	---	---	---
Investigation Costs	---	---	---
Court Costs	---	---	---
Salaries	---	---	---
Professional Services	---	---	---
Travel	---	---	---
Training	---	---	---
Other Operating Expenses	---	---	---
Capital Expenditures	---	---	---
Non-Profit or Other Programs	---	---	---
Other Expenditures	---	---	---
Total Expenditures	\$---	\$---	---
Estimated Value of All Held Property	\$---	\$---	---
Year-End Balance	\$---	\$---	---

*The first year of reporting forfeiture expenditures is 2022. Entity with no data in 2022 has no expenditures to report.

White Bear Lake Police Department

Expenditures	2021 Expenditures	2022* Expenditures	Percent Change (\$)
Amount Received in the Previous Year	\$---	\$4,399	---
Expenditure Categories			
Crime Prevention	\$---	\$---	---
Victim Reparations	---	---	---
Exploited Youth Programs	---	---	---
Trafficking Victim Programs	---	---	---
Investigation Costs	---	24,995	---
Court Costs	---	594	---
Salaries	---	---	---
Professional Services	---	---	---
Travel	---	---	---
Training	---	---	---
Other Operating Expenses	---	2,197	---
Capital Expenditures	---	17,861	---
Non-Profit or Other Programs	---	---	---
Other Expenditures	---	---	---
Total Expenditures	\$---	\$45,647	---
Estimated Value of All Held Property	\$---	\$---	---
Year-End Balance	\$---	21,787	---

*The first year of reporting forfeiture expenditures is 2022. Entity with no data in 2022 has no expenditures to report.

White Earth Tribal Office

Expenditures	2021 Expenditures	2022* Expenditures	Percent Change (\$)
Amount Received in the Previous Year	\$---	\$---	---
Expenditure Categories			
Crime Prevention	\$---	\$---	---
Victim Reparations	---	---	---
Exploited Youth Programs	---	---	---
Trafficking Victim Programs	---	---	---
Investigation Costs	---	---	---
Court Costs	---	---	---
Salaries	---	---	---
Professional Services	---	---	---
Travel	---	---	---
Training	---	---	---
Other Operating Expenses	---	---	---
Capital Expenditures	---	---	---
Non-Profit or Other Programs	---	---	---
Other Expenditures	---	---	---
Total Expenditures	\$---	\$---	---
Estimated Value of All Held Property	\$---	\$---	---
Year-End Balance	\$---	\$---	---

*The first year of reporting forfeiture expenditures is 2022. Entity with no data in 2022 has no expenditures to report.

Wilkin County Attorney's Office

Expenditures	2021 Expenditures	2022* Expenditures	Percent Change (\$)
Amount Received in the Previous Year	\$---	\$547	---
Expenditure Categories			
Crime Prevention	\$---	\$---	---
Victim Reparations	---	---	---
Exploited Youth Programs	---	---	---
Trafficking Victim Programs	---	---	---
Investigation Costs	---	---	---
Court Costs	---	---	---
Salaries	---	---	---
Professional Services	---	---	---
Travel	---	---	---
Training	---	---	---
Other Operating Expenses	---	---	---
Capital Expenditures	---	---	---
Non-Profit or Other Programs	---	---	---
Other Expenditures	---	---	---
Total Expenditures	\$---	\$---	---
Estimated Value of All Held Property	\$---	\$---	---
Year-End Balance	\$---	\$---	---

*The first year of reporting forfeiture expenditures is 2022. Entity with no data in 2022 has no expenditures to report.

Wilkin County Sheriff's Office

Expenditures	2021 Expenditures	2022* Expenditures	Percent Change (\$)
Amount Received in the Previous Year	\$---	\$---	---
Expenditure Categories			
Crime Prevention	\$---	\$---	---
Victim Reparations	---	---	---
Exploited Youth Programs	---	---	---
Trafficking Victim Programs	---	---	---
Investigation Costs	---	---	---
Court Costs	---	---	---
Salaries	---	---	---
Professional Services	---	---	---
Travel	---	---	---
Training	---	---	---
Other Operating Expenses	---	---	---
Capital Expenditures	---	---	---
Non-Profit or Other Programs	---	---	---
Other Expenditures	---	---	---
Total Expenditures	\$---	\$---	---
Estimated Value of All Held Property	\$---	19,498	---
Year-End Balance	\$---	\$---	---

*The first year of reporting forfeiture expenditures is 2022. Entity with no data in 2022 has no expenditures to report.

Willmar Police Department

Expenditures	2021 Expenditures	2022* Expenditures	Percent Change (\$)
Amount Received in the Previous Year	\$---	\$21,825	---
Expenditure Categories			
Crime Prevention	\$---	\$---	---
Victim Reparations	---	---	---
Exploited Youth Programs	---	---	---
Trafficking Victim Programs	---	---	---
Investigation Costs	---	150	---
Court Costs	---	---	---
Salaries	---	---	---
Professional Services	---	---	---
Travel	---	---	---
Training	---	---	---
Other Operating Expenses	---	---	---
Capital Expenditures	---	19,797	---
Non-Profit or Other Programs	---	---	---
Other Expenditures	---	---	---
Total Expenditures	\$---	\$19,947	---
Estimated Value of All Held Property	\$---	24,285	---
Year-End Balance	\$---	39,808	---

*The first year of reporting forfeiture expenditures is 2022. Entity with no data in 2022 has no expenditures to report.

Windom Police Department

	2021	2022*	Percent
Expenditures	Expenditures	Expenditures	Change (\$)
Amount Received in the Previous Year	\$---	\$13,543	---
Expenditure Categories			
Crime Prevention	\$---	\$---	---
Victim Reparations	---	---	---
Exploited Youth Programs	---	---	---
Trafficking Victim Programs	---	---	---
Investigation Costs	---	---	---
Court Costs	---	---	---
Salaries	---	---	---
Professional Services	---	---	---
Travel	---	---	---
Training	---	---	---
Other Operating Expenses	---	---	---
Capital Expenditures	---	5,297	---
Non-Profit or Other Programs	---	---	---
Other Expenditures	---	---	---
Total Expenditures	\$---	\$5,297	---
Estimated Value of All Held Property	\$---	\$---	---
Year-End Balance	\$---	8,353	---

*The first year of reporting forfeiture expenditures is 2022. Entity with no data in 2022 has no expenditures to report.

Winnebago Public Safety

	2021	2022*	Percent
Expenditures	Expenditures	Expenditures	Change (\$)
Amount Received in the Previous Year	\$---	\$1,595	---
Expenditure Categories			
Crime Prevention	\$---	\$---	---
Victim Reparations	---	---	---
Exploited Youth Programs	---	---	---
Trafficking Victim Programs	---	---	---
Investigation Costs	---	---	---
Court Costs	---	---	---
Salaries	---	---	---
Professional Services	---	---	---
Travel	---	---	---
Training	---	---	---
Other Operating Expenses	---	---	---
Capital Expenditures	---	---	---
Non-Profit or Other Programs	---	---	---
Other Expenditures	---	---	---
Total Expenditures	\$---	\$---	---
Estimated Value of All Held Property	\$---	2,700	---
Year-End Balance	\$---	1,595	---

*The first year of reporting forfeiture expenditures is 2022. Entity with no data in 2022 has no expenditures to report.

Winona County Attorney's Office

	2021	2022*	Percent
Expenditures	Expenditures	Expenditures	Change (\$)
Amount Received in the Previous Year	\$---	\$7,837	---
Expenditure Categories			
Crime Prevention	\$---	\$---	---
Victim Reparations	---	---	---
Exploited Youth Programs	---	---	---
Trafficking Victim Programs	---	---	---
Investigation Costs	---	---	---
Court Costs	---	---	---
Salaries	---	---	---
Professional Services	---	---	---
Travel	---	---	---
Training	---	8,200	---
Other Operating Expenses	---	---	---
Capital Expenditures	---	---	---
Non-Profit or Other Programs	---	---	---
Other Expenditures	---	---	---
Total Expenditures	\$---	\$8,200	---
Estimated Value of All Held Property	\$---	\$---	---
Year-End Balance	\$---	63,592	---

*The first year of reporting forfeiture expenditures is 2022. Entity with no data in 2022 has no expenditures to report.

Winona County Sheriff's Office

	2021	2022*	Percent
Expenditures	Expenditures	Expenditures	Change (\$)
Amount Received in the Previous Year	\$---	\$910	---
Expenditure Categories			
Crime Prevention	\$---	2,660	---
Victim Reparations	---	---	---
Exploited Youth Programs	---	---	---
Trafficking Victim Programs	---	---	---
Investigation Costs	---	---	---
Court Costs	---	---	---
Salaries	---	---	---
Professional Services	---	---	---
Travel	---	---	---
Training	---	---	---
Other Operating Expenses	---	---	---
Capital Expenditures	---	2,140	---
Non-Profit or Other Programs	---	---	---
Other Expenditures	---	---	---
Total Expenditures	\$---	\$4,800	---
Estimated Value of All Held Property	\$---	\$---	---
Year-End Balance	\$---	10,325	---

*The first year of reporting forfeiture expenditures is 2022. Entity with no data in 2022 has no expenditures to report.

Winona Police Department

	2021	2022*	Percent
Expenditures	Expenditures	Expenditures	Change (\$)
Amount Received in the Previous Year	\$---	\$2,701	---
Expenditure Categories			
Crime Prevention	\$---	\$---	---
Victim Reparations	---	---	---
Exploited Youth Programs	---	---	---
Trafficking Victim Programs	---	---	---
Investigation Costs	---	---	---
Court Costs	---	---	---
Salaries	---	---	---
Professional Services	---	3,600	---
Travel	---	---	---
Training	---	---	---
Other Operating Expenses	---	---	---
Capital Expenditures	---	---	---
Non-Profit or Other Programs	---	---	---
Other Expenditures	---	---	---
Total Expenditures	\$---	\$3,600	---
Estimated Value of All Held Property	\$---	\$---	---
Year-End Balance	\$---	\$---	---

*The first year of reporting forfeiture expenditures is 2022. Entity with no data in 2022 has no expenditures to report.

Winsted Police Department

	2021	2022*	Percent
Expenditures	Expenditures	Expenditures	Change (\$)
Amount Received in the Previous Year	\$---	\$734	---
Expenditure Categories			
Crime Prevention	\$---	\$---	---
Victim Reparations	---	---	---
Exploited Youth Programs	---	---	---
Trafficking Victim Programs	---	---	---
Investigation Costs	---	358	---
Court Costs	---	---	---
Salaries	---	---	---
Professional Services	---	---	---
Travel	---	---	---
Training	---	---	---
Other Operating Expenses	---	---	---
Capital Expenditures	---	8,343	---
Non-Profit or Other Programs	---	---	---
Other Expenditures	---	---	---
Total Expenditures	\$---	\$8,701	---
Estimated Value of All Held Property	\$---	\$---	---
Year-End Balance	\$---	10,903	---

*The first year of reporting forfeiture expenditures is 2022. Entity with no data in 2022 has no expenditures to report.

Winthrop Police Department

	2021	2022*	Percent
Expenditures	Expenditures	Expenditures	Change (\$)
Amount Received in the Previous Year	\$---	\$---	---
Expenditure Categories			
Crime Prevention	\$---	\$---	---
Victim Reparations	---	---	---
Exploited Youth Programs	---	---	---
Trafficking Victim Programs	---	---	---
Investigation Costs	---	---	---
Court Costs	---	---	---
Salaries	---	---	---
Professional Services	---	---	---
Travel	---	---	---
Training	---	---	---
Other Operating Expenses	---	---	---
Capital Expenditures	---	---	---
Non-Profit or Other Programs	---	---	---
Other Expenditures	---	---	---
Total Expenditures	\$---	\$---	---
Estimated Value of All Held Property	\$---	\$---	---
Year-End Balance	\$---	\$---	---

*The first year of reporting forfeiture expenditures is 2022. Entity with no data in 2022 has no expenditures to report.

Woodbury Police Department

	2021	2022*	Percent
Expenditures	Expenditures	Expenditures	Change (\$)
Amount Received in the Previous Year	\$---	\$143,050	---
Expenditure Categories			
Crime Prevention	\$---	\$---	---
Victim Reparations	---	9,950	---
Exploited Youth Programs	---	---	---
Trafficking Victim Programs	---	---	---
Investigation Costs	---	---	---
Court Costs	---	14,301	---
Salaries	---	---	---
Professional Services	---	---	---
Travel	---	---	---
Training	---	---	---
Other Operating Expenses	---	35,171	---
Capital Expenditures	---	38,419	---
Non-Profit or Other Programs	---	---	---
Other Expenditures	---	15,564	---
Total Expenditures	\$---	\$113,405	---
Estimated Value of All Held Property	\$---	215,397	---
Year-End Balance	\$---	123,494	---

*The first year of reporting forfeiture expenditures is 2022. Entity with no data in 2022 has no expenditures to report.

Worthington Police Department

	2021	2022*	Percent
Expenditures	Expenditures	Expenditures	Change (\$)
Amount Received in the Previous Year	\$---	\$25,430	---
Expenditure Categories			
Crime Prevention	\$---	\$---	---
Victim Reparations	---	---	---
Exploited Youth Programs	---	---	---
Trafficking Victim Programs	---	---	---
Investigation Costs	---	---	---
Court Costs	---	---	---
Salaries	---	---	---
Professional Services	---	---	---
Travel	---	---	---
Training	---	---	---
Other Operating Expenses	---	---	---
Capital Expenditures	---	---	---
Non-Profit or Other Programs	---	---	---
Other Expenditures	---	---	---
Total Expenditures	\$---	\$---	---
Estimated Value of All Held Property	\$---	89,434	---
Year-End Balance	\$---	25,430	---

*The first year of reporting forfeiture expenditures is 2022. Entity with no data in 2022 has no expenditures to report.

Wright County Attorney's Office

	2021	2022*	Percent
Expenditures	Expenditures	Expenditures	Change (\$)
Amount Received in the Previous Year	\$---	\$23,064	---
Expenditure Categories			
Crime Prevention	\$---	\$---	---
Victim Reparations	---	---	---
Exploited Youth Programs	---	---	---
Trafficking Victim Programs	---	---	---
Investigation Costs	---	---	---
Court Costs	---	---	---
Salaries	---	---	---
Professional Services	---	1,300	---
Travel	---	175	---
Training	---	100	---
Other Operating Expenses	---	863	---
Capital Expenditures	---	3,800	---
Non-Profit or Other Programs	---	19,000	---
Other Expenditures	---	---	---
Total Expenditures	\$---	\$25,238	---
Estimated Value of All Held Property	\$---	\$---	---
Year-End Balance	\$---	188,880	---

*The first year of reporting forfeiture expenditures is 2022. Entity with no data in 2022 has no expenditures to report.

Wright County Sheriff's Office

	2021	2022*	Percent
Expenditures	Expenditures	Expenditures	Change (\$)
Amount Received in the Previous Year	\$---	\$27,932	---
Expenditure Categories			
Crime Prevention	\$---	\$---	---
Victim Reparations	---	---	---
Exploited Youth Programs	---	---	---
Trafficking Victim Programs	---	---	---
Investigation Costs	---	---	---
Court Costs	---	---	---
Salaries	---	---	---
Professional Services	---	---	---
Travel	---	---	---
Training	---	---	---
Other Operating Expenses	---	---	---
Capital Expenditures	---	27,932	---
Non-Profit or Other Programs	---	---	---
Other Expenditures	---	---	---
Total Expenditures	\$---	\$27,932	---
Estimated Value of All Held Property	\$---	300	---
Year-End Balance	\$---	119,493	---

*The first year of reporting forfeiture expenditures is 2022. Entity with no data in 2022 has no expenditures to report.

Wyoming Police Department

	2021	2022*	Percent
Expenditures	Expenditures	Expenditures	Change (\$)
Amount Received in the Previous Year	\$---	\$3,244	---
Expenditure Categories			
Crime Prevention	\$---	\$---	---
Victim Reparations	---	---	---
Exploited Youth Programs	---	---	---
Trafficking Victim Programs	---	---	---
Investigation Costs	---	---	---
Court Costs	---	---	---
Salaries	---	---	---
Professional Services	---	---	---
Travel	---	---	---
Training	---	---	---
Other Operating Expenses	---	---	---
Capital Expenditures	---	---	---
Non-Profit or Other Programs	---	---	---
Other Expenditures	---	---	---
Total Expenditures	\$---	\$---	---
Estimated Value of All Held Property	\$---	\$---	---
Year-End Balance	\$---	18,629	---

*The first year of reporting forfeiture expenditures is 2022. Entity with no data in 2022 has no expenditures to report.

Yellow Medicine County Attorney's Office

Expenditures	2021 Expenditures	2022* Expenditures	Percent Change (\$)
Amount Received in the Previous Year	\$---	\$---	---
Expenditure Categories			
Crime Prevention	\$---	\$---	---
Victim Reparations	---	---	---
Exploited Youth Programs	---	---	---
Trafficking Victim Programs	---	---	---
Investigation Costs	---	---	---
Court Costs	---	---	---
Salaries	---	---	---
Professional Services	---	---	---
Travel	---	---	---
Training	---	---	---
Other Operating Expenses	---	---	---
Capital Expenditures	---	---	---
Non-Profit or Other Programs	---	---	---
Other Expenditures	---	---	---
Total Expenditures	\$---	\$---	---
Estimated Value of All Held Property	\$---	\$---	---
Year-End Balance	\$---	7,147	---

*The first year of reporting forfeiture expenditures is 2022. Entity with no data in 2022 has no expenditures to report.

Yellow Medicine County Sheriff's Office

Expenditures	2021 Expenditures	2022* Expenditures	Percent Change (\$)
Amount Received in the Previous Year	\$---	\$---	---
Expenditure Categories			
Crime Prevention	\$---	\$---	---
Victim Reparations	---	---	---
Exploited Youth Programs	---	---	---
Trafficking Victim Programs	---	---	---
Investigation Costs	---	---	---
Court Costs	---	---	---
Salaries	---	---	---
Professional Services	---	---	---
Travel	---	---	---
Training	---	---	---
Other Operating Expenses	---	---	---
Capital Expenditures	---	---	---
Non-Profit or Other Programs	---	---	---
Other Expenditures	---	---	---
Total Expenditures	\$---	\$---	---
Estimated Value of All Held Property	\$---	\$---	---
Year-End Balance	\$---	\$---	---

*The first year of reporting forfeiture expenditures is 2022. Entity with no data in 2022 has no expenditures to report.

Zumbrota Police Department

Expenditures	2021 Expenditures	2022* Expenditures	Percent Change (\$)
Amount Received in the Previous Year	\$---	\$250	---
Expenditure Categories			
Crime Prevention	\$---	\$---	---
Victim Reparations	---	---	---
Exploited Youth Programs	---	---	---
Trafficking Victim Programs	---	---	---
Investigation Costs	---	---	---
Court Costs	---	---	---
Salaries	---	---	---
Professional Services	---	---	---
Travel	---	---	---
Training	---	---	---
Other Operating Expenses	---	250	---
Capital Expenditures	---	---	---
Non-Profit or Other Programs	---	---	---
Other Expenditures	---	---	---
Total Expenditures	\$---	\$250	---
Estimated Value of All Held Property	\$---	\$---	---
Year-End Balance	\$---	\$---	---

*The first year of reporting forfeiture expenditures is 2022. Entity with no data in 2022 has no expenditures to report.

APPENDIX 1

Law Enforcement Agencies Reporting No Forfeitures in 2022

Ada Police Department	Dundas Police Department
Adrian Police Department	Eagle Lake Police Department
Akeley Police Department	Eden Valley Police Department
Albany Police Department	Elmore Police Department
Appleton Police Department	Emily Police Department
Atwater Police Department	Faribault County Sheriff's Office
Audubon Police Department	Fisher Police Department
Babbitt Police Department	Floodwood Police Department
Bagley Police Department	Foley Police Department
Barnesville Police Department	Frazee Police Department
Battle Lake Police Department	Fulda Police Department
Blackduck Police Department	Gibbon Police Department
Blooming Prairie Police Department	Gilbert Police Department
Bovey Police Department	Goodhue County Sheriff's Office
Braham Police Department	Goodhue Police Department
Breckenridge Police Department	Goodview Police Department
Breitung Police Department	Grand Meadow Police Department
Brooklyn Center Police Department	Hallock Police Department
Brownsdale Police Department	Hawley Police Department
Brownton Police Department	Hector Police Department
Buffalo Lake Police Department	Henning Police Department
Caledonia Police Department	Heron Lake-Okabena Police Department
Callaway/Ogema Police Department	Hill City Police Department
Cambridge Police Department	Hokah Police Department
Canby Police Department	Houston Police Department
Chatfield Police Department	Hutchinson Police Department
Clearbrook Police Department	Ivanhoe Police Department
Cleveland Police Department	Kasson Police Department
Climax Police Department	Kenyon Police Department
Coleraine Police Department	Kimball Police Department
Columbia Heights Police Department	Koochiching County Sheriff's Office
Comfrey Police Department	La Crescent Police Department
Corcoran Police Department	Lac qui Parle County Sheriff's Office
Cottonwood County Sheriff's Office	Lake City Police Department
Crosby Police Department	Lake Crystal Police Department
Crosslake Police Department	Lake Park Police Department
Cuyuna Police Department	Lake Shore Police Department
Cyrus Police Department	Lakefield Police Department
Danube Police Department	Lakeville Police Department
Dawson Police Department	Lamberton Police Department
Dayton Police Department	Le Center Police Department
Deephaven Police Department	Leech Lake Tribal Police Department
Deerwood Police Department	Lester Prairie Police Department
Department of Corrections	Lewiston Police Department
Duluth Township Police Department	Little Falls Police Department

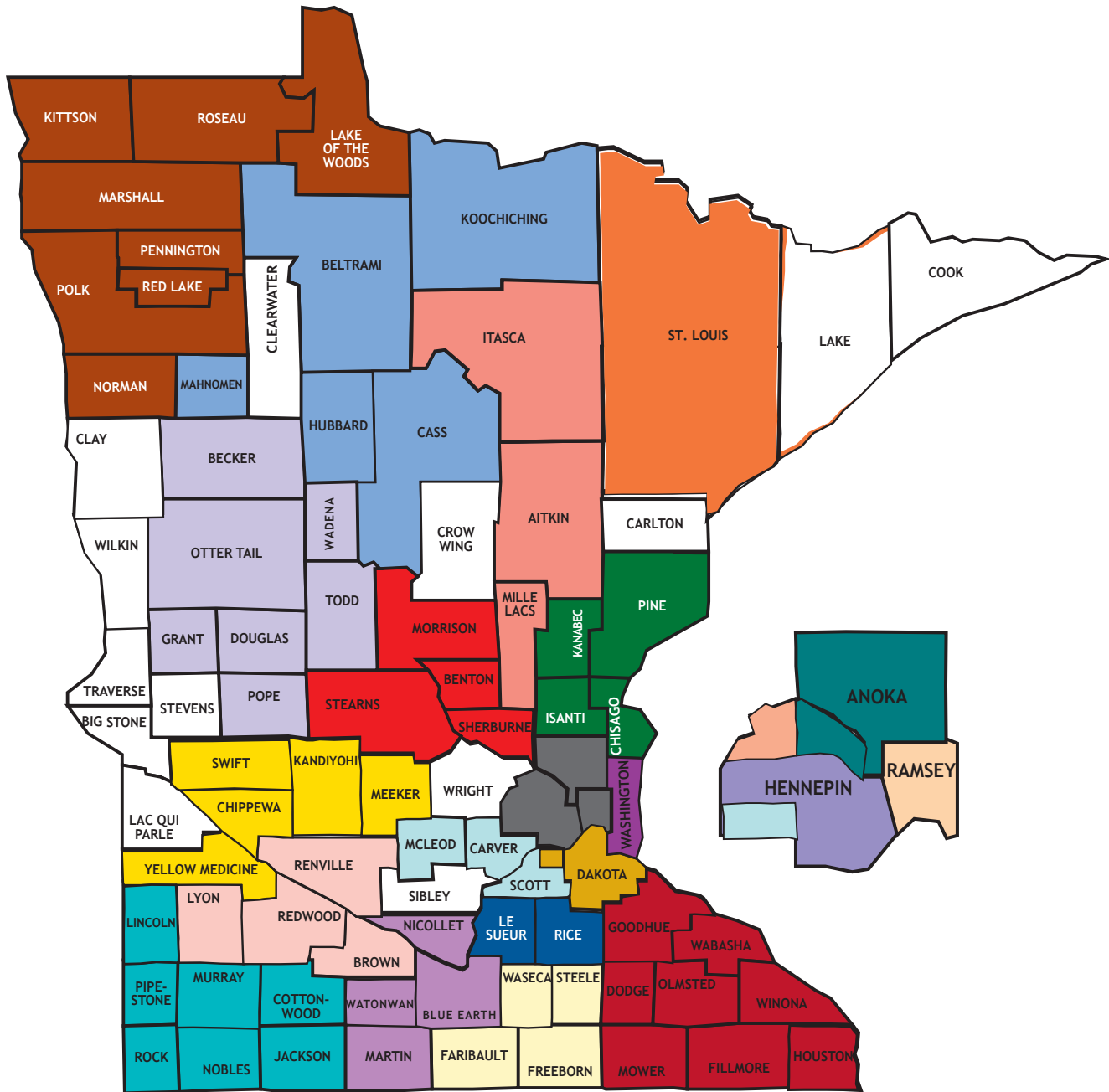
Law Enforcement Agencies Reporting No Forfeitures in 2022 (Continued)

Lower Sioux Tribal Police Department	Saint Peter Police Department
Lowry Police Department	Sebeka Police Department
Madelia Police Department	Sherburn-Welcome Police Department
Mapleton Police Department	Silver Bay Police Department
Marshall County Sheriff's Office	Slayton Police Department
Metropolitan Transit Police	Spring Grove Police Department
Minneapolis Park Police Department	Springfield Police Department
Minneota Police Department	Staples Police Department
Minnesota Department of Commerce Fraud Bureau	State Fair Police Department
Minnesota Financial Crimes Task Force	Stevens County Sheriff's Office
Montevideo Police Department	Tracy Police Department
Montgomery Police Department	Trimont Police Department
Moose Lake Police Department	Truman Police Department
Morgan Police Department	Twin Valley Police Department
Mountain Lake Police Department	Two Harbors Police Department
New Hope Police Department	Tyler Police Department
New Richland Police Department	U/M Duluth Police Department
New York Mills Police Department	U/M Morris Police Department
Norman County Sheriff's Office	U/M Twin Cities Police Department
Oak Park Heights Police Department	Verndale Police Department
Olivia Police Department	Wadena County Sheriff's Office
Onamia Police Department	Walker Police Department
Orono Police Department	Walnut Grove Police Department
Osakis Police Department	Warroad Police Department
Otter Tail County Sheriff's Office	Waterville Police Department
Parkers Prairie Police Department	Waubun Police Department
Pelican Rapids Police Department	Wayzata Police Department
Pennington County Sheriff's Office	Wells Police Department
Pierz Police Department	West Concord Police Department
Pillager Police Department	Westbrook Police Department
Pine River Police Department	Winthrop Police Department
Plainview Police Department	Yellow Medicine County Sheriff's Office
Pope County Sheriff's Office	
Prairie Island Indian Community Police	
Proctor Police Department	
Red Lake County Sheriff's Office	
Redwood County Sheriff's Office	
Renville Police Department	
Rock County Sheriff's Office	
Roseau County Sheriff's Office	
Rushford Police Department	
Saint Charles Police Department	

APPENDIX 2

2022 Drug and Violent Crime Enforcement Teams

Department of Public Safety
OFFICE OF JUSTICE PROGRAMS



- | | | |
|---|--|--|
| ■ Paul Bunyan Gang & Drug TF
(includes White Earth Tribal Police Dept.) | ■ East Central Task Force | ■ Dakota County Drug Task Force
(includes portion of Scott Co.) |
| ■ Ramsey County VCET | ■ CEE-VI Gang & Narcotics TF | ■ Brown, Lyon Redwood, Renville (BLRR) Gang
and Drug TF |
| ■ Lake Superior Drug & Violent Crime TF | ■ Southwest Metro Drug Task Force | ■ Buffalo Ridge Drug and Violent Crimes Task Force |
| ■ Pine to Prairie Drug Task Force | ■ Anoka-Hennepin Narcotics & Violent Crime MF | ■ Minnesota River Valley Drug TF |
| ■ Aitkin, Itasca, Mille Lacs (AIIM) VCET | ■ Washington County Drug Task Force | ■ South Central Gang & Drug TF |
| ■ West Central MN Drug Task Force | ■ Northwest Metro Drug Task Force | ■ Southeast Minnesota Gang & Drug TF |
| ■ Central Minnesota VOTF | ■ Hennepin County Violent Offender TF | ■ Cannon River VCET |
| | | Areas not in a Task Force |