


# **STATE OF MINNESOTA**

## **Office of the State Auditor**



**Rebecca Otto**  
**State Auditor**

---

**2014 Local Government  
Lobbying Services**

## **Description of the Office of the State Auditor**

The mission of the Office of the State Auditor is to oversee local government finances for Minnesota taxpayers by helping to ensure financial integrity and accountability in local governmental financial activities.

Through financial, compliance, and special audits, the State Auditor oversees and ensures that local government funds are used for the purposes intended by law and that local governments hold themselves to the highest standards of financial accountability.

The State Auditor performs approximately 150 financial and compliance audits per year and has oversight responsibilities for over 3,300 local units of government throughout the state. The office currently maintains five divisions:

**Audit Practice** - conducts financial and legal compliance audits of local governments;

**Government Information** - collects and analyzes financial information for cities, towns, counties, and special districts;

**Legal/Special Investigations** - provides legal analysis and counsel to the Office and responds to outside inquiries about Minnesota local government law; as well as investigates allegations of misfeasance, malfeasance, and nonfeasance in local government;

**Pension** - monitors investment, financial, and actuarial reporting for approximately 700 public pension funds; and

**Tax Increment Financing** - promotes compliance and accountability in local governments' use of tax increment financing through financial and compliance audits.

The State Auditor serves on the State Executive Council, State Board of Investment, Land Exchange Board, Public Employees Retirement Association Board, Minnesota Housing Finance Agency, and the Rural Finance Authority Board.

Office of the State Auditor  
525 Park Street, Suite 500  
Saint Paul, Minnesota 55103  
(651) 296-2551  
state.auditor@osa.state.mn.us  
www.auditor.state.mn.us

This document can be made available in alternative formats upon request. Call 651-296-2551 [voice] or 1-800-627-3529 [relay service] for assistance; or visit the Office of the State Auditor's web site: [www.auditor.state.mn.us](http://www.auditor.state.mn.us).

# 2014 Local Government Lobbying Services

For the Year Ended December 31, 2014



June 1, 2015

**Government Information Division  
Office of the State Auditor  
State of Minnesota**

**Deputy State Auditor**

Greg Hierlinger

**Staff**

Kathy Docter, *Director of Government Information Division*

John Jernberg, *Research Analysis Specialist*

Christy John, *Research Analyst*

Mark Albarado, *Accounting Officer*

Tiffany O'Neil, *Accounting Officer*

Erin Schutta, *Accounting Officer*

Karla Binuya (*Intern*)

MaryEllen Wies (*Intern*)

This page left blank intentionally

---

# TABLE OF CONTENTS

---

<b>Scope and Methodology.....</b>	<b>1</b>
<b>Executive Summary.....</b>	<b>3</b>
<b>Overview.....</b>	<b>5</b>
<b>Lobbying Services Expenditures by Local Governments.....</b>	<b>6</b>
<b>Staff and Contract Lobbyists.....</b>	<b>6</b>
<b>Reliance on Contract Lobbyists.....</b>	<b>7</b>
<b>Highest Expenditures on Staff and Contract Lobbyists.....</b>	<b>7</b>
<b>Trends in Expenditures for Staff and Contract Lobbyists.....</b>	<b>8</b>
<b>Lobbying Services Expenditures by Associations.....</b>	<b>9</b>
<b>Trends in Lobbying Services Expenditures Made by Associations.....</b>	<b>9</b>
<b>Association Lobbying by Type of Entity.....</b>	<b>10</b>
<b>Multiple Association Memberships.....</b>	<b>10</b>
<b>Associations With the Highest Expenditures on Lobbying Services.....</b>	<b>11</b>
<b>Compensation Paid to Firms or Staff for Lobbying Services.....</b>	<b>12</b>
<b>Data Tables - 2014 Local Government Lobbying Expenditures</b>	
<b>Table 4 - 2014 Local Government Lobbying Expenditures - Employee and Contract     Lobbyists.....</b>	<b>15</b>
<b>Table 5 - 2014 Lobbying Expenditures Paid With Association Dues - Listed by Entity.....</b>	<b>24</b>
<b>Table 6 - 2014 Lobbying Expenditures by Associations of Local Governments.....</b>	<b>380</b>
<b>Appendices</b>	
<b>Appendix A - Office of the State Auditor - 2014 Local Government Lobbying     Expenditures Reporting Form.....</b>	<b>383</b>
<b>Appendix B - Office of the State Auditor - 2014 Lobbying Cost Reporting Form     for Associations of Local Governments.....</b>	<b>389</b>

This page left blank intentionally

---

## Scope and Methodology

---

This report shows the expenditures by local governments and their associations for lobbyists and lobbying. The report is prepared in accordance with Minn. Stat. § 6.76, which states:

*(a) On or before January 31 of each year, all political subdivisions shall report to the state auditor, on forms prescribed by the auditor, their estimated expenditures paid for the previous calendar year to a lobbyist as defined in section 10A.01, subdivision 21, except payments to associations of political subdivisions that are reported under paragraph (b), and to any staff person not registered as a lobbyist, over 25 percent of whose time is spent during the legislative session on legislative matters.*

*(b) Associations of political subdivisions subject to this section shall report annually, on or before January 31, to the state auditor and the association's members the proportionate amount of each member's dues spent for lobbying purposes.*

*(c) For purposes of this section, "political subdivision" has the meaning given in section 6.465, but also includes a metropolitan or regional agency or a public corporation audited by the legislative auditor.*

The Office of the State Auditor has collected and published data on the lobbying services costs of local governments since 1989. This report summarizes expenditures on local government lobbying services during the calendar year 2014<sup>1</sup> and is intended to inform the public and policymakers of the amount spent by their local government on lobbying services.<sup>2</sup>

The reporting forms used to collect information on the expenditures by local governments and their associations for lobbyists and lobbying are presented as appendices in this report starting on page 383. The list of local government associations was developed by reviewing all associations that were registered with the Campaign Finance and Public Disclosure Board. While the Office of the State Auditor attempted to identify all associations of local governments and provide them forms to fulfill their reporting requirement, it is the responsibility of the associations to comply with the reporting requirement. The expenditures on lobbying services are the amounts self-reported by local governments and local government associations.

---

<sup>1</sup>While the law requires associations to report on a calendar year, certain associations continue to report on their own fiscal years.

<sup>2</sup>This report only details local government lobbying expenditures used to influence legislative, administrative, or official actions by Minnesota officials. This report does not detail local government lobbying expenditures at the federal level.

This page left blank intentionally



---

## Executive Summary

---

- Local governments spent a total of \$8,239,040 on lobbying activities in 2014. This represents an increase of \$114,574, or 1.4 percent, over the amount spent on lobbying services in 2013 (pg. 5).
- Ninety-one local governments (six more than in 2013) reported that they directly employed staff or hired contract lobbyists in 2014. These local governments spent a total of \$4,275,607 on staff and contract lobbyists. This was \$364,555, or 9.3 percent, more than in 2013 (pg. 5).
- In addition to the \$4.3 million paid directly to staff and contract lobbyists, local governments paid dues of \$11,507,296 in 2014 to local government associations that also represented their interests before legislative, administrative, or other governmental bodies. These associations spent \$3,963,433 on lobbyists and lobbying in 2014. This represents a decrease of 5.9 percent from 2013. Of the \$4.0 million spent on lobbyists and lobbying by these associations, \$3,474,095 was funded exclusively through dues. This represents a decrease of 9.5 percent from the \$3,837,539 in association dues that were spent on lobbying activities in 2013 (pg. 5).

This page left blank intentionally

---

## Overview

---

The operation and funding of local governments can be greatly affected by decisions made by the State Legislature. Therefore, it is understandable that those affected by these decisions would want to have representation during the legislative process. This report documents the level of expenditures made by local governments and their associations to perform this function.

According to reports filed with the Office of the State Auditor, local governments spent a total of \$8,239,040 on lobbying activities in 2014. This represents an increase of \$114,574, or 1.4 percent, over the amount spent on lobbying services in 2013.

***Expenditures on local government lobbying increased 1.4 percent between 2013 and 2014.***

Ninety-one local governments (six more than in 2013) reported that they directly employed staff or hired contract lobbyists in 2014. These local governments spent a total of \$4,275,607 on staff and contract lobbyists.<sup>3</sup> This was \$364,555, or 9.3 percent, more than in 2013. Staff and contract lobbyists are paid to provide information to policymakers to influence legislative, administrative, or official actions regarding units of local government in Minnesota.

In addition to the \$4.3 million paid directly to staff and contract lobbyists, local governments paid dues of \$11,507,296 in 2014 to local government associations that also represented their interests before legislative, administrative, or other governmental bodies.<sup>4</sup> These associations spent \$3,963,433 on lobbyists and lobbying in 2014. This represents a decrease of 5.9 percent from 2013. Of the \$4.0 million spent on lobbyists and lobbying by these associations, \$3,474,095 was funded exclusively through dues. This represents a decrease of 9.5 percent from the \$3,837,539 in association dues that were spent on lobbying activities in 2013.

---

<sup>3</sup>These expenditures do not include dues and membership fees paid to local government associations.

<sup>4</sup>The local government associations identified in this report do not include various professional associations that lobby on behalf of specific professional occupations within local governments. For example, Education Minnesota is registered with the Campaign Finance and Public Disclosure Board. However, because the association does not directly represent school districts or school district management personnel, its lobbying expenditures are not included in this report.

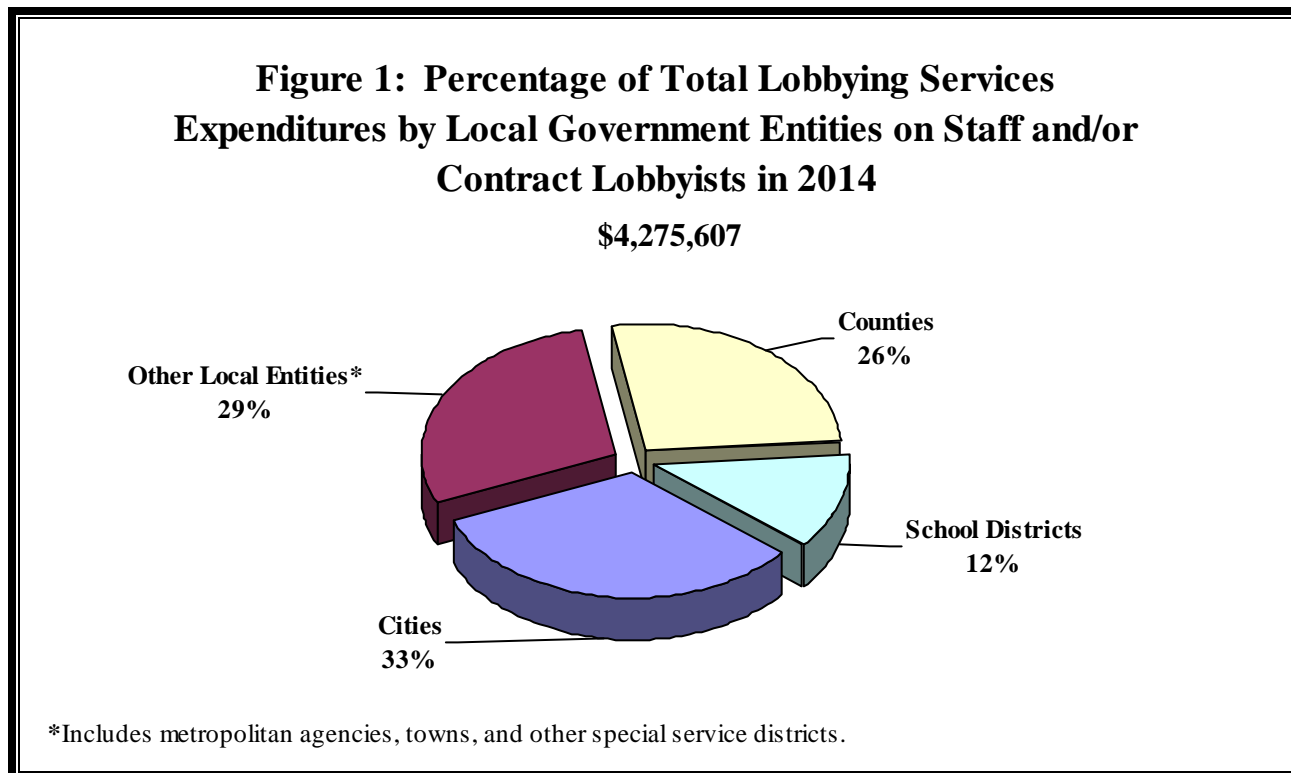
---

# Lobbying Services Expenditures by Local Governments

---

## Staff and Contract Lobbyists

Ninety-one local governments, including cities, counties, school districts, and special districts, directly employed staff and/or contracted with professional lobbyists to represent their interests before the Legislature. Table 4 on pages 15 - 23 shows the payments made to these employees and hired professional staff as well as other costs attributable to lobbying efforts. Figure 1 below shows the 2014 percentage of total expenditures on staff and contract lobbyists by type of entity.



Of the 91 reporting entities that employed lobbying staff or hired contract lobbyists in 2014:

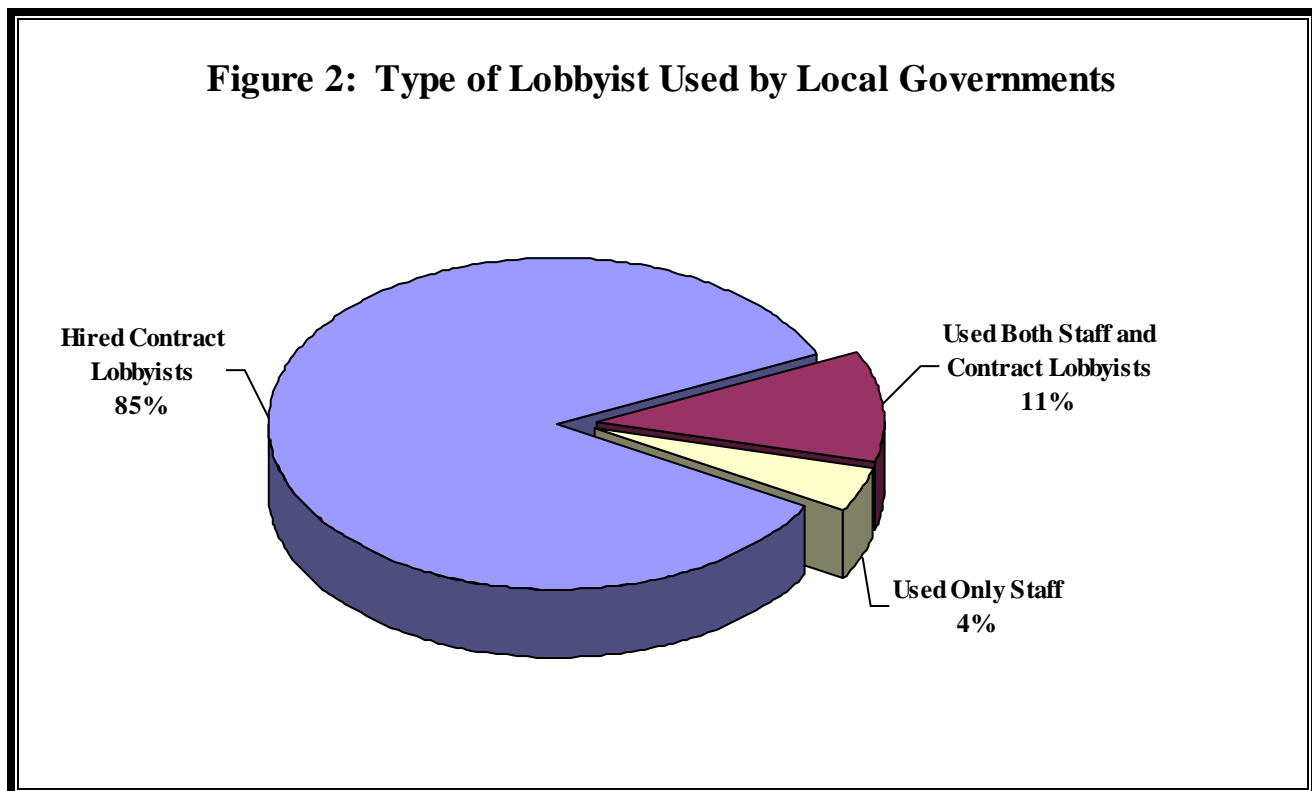
- Twenty-eight cities and city component units reported a combined total of \$1,388,639 in lobbying services expenditures. This compares to 29 cities and \$1,199,256 in 2013.
- Seventeen counties and county component units reported a combined total of \$1,130,737 in lobbying services expenditures. This compares to 16 counties and \$1,106,180 in 2013.
- Sixteen education entities reported a combined total of \$527,175 in lobbying services expenditures. This compares to 10 entities and \$382,160 in 2013.
- Thirty metropolitan agencies, towns, and other special districts reported a combined total of \$1,229,056 in lobbying services expenditures. This compares to 30 entities and \$1,223,456 in 2013.

## Reliance on Contract Lobbyists

Local governments more frequently use contract lobbyists than utilize their own staff to provide lobbying services. Contract lobbyists accounted for \$2,972,654, or 69 percent, of the total amount spent by those governments using contract or staff lobbyists. Local governments spent \$1,238,703 on staff lobbyists to represent their interests before the Legislature and other governmental bodies. In addition, local governments reported an additional \$64,250 in overhead costs related to lobbying services in 2014.

During 2014:

- 4 local governments relied entirely on their staff to represent them at the Legislature, the same as in 2013;
- 77 local governments relied entirely on contract lobbyists to represent their interests, compared to 70 in 2013; and
- 10 local governments hired contract lobbyists and used their own staff for lobbying, compared to 11 in 2013.



## Highest Expenditures on Staff and Contract Lobbyists

Fourteen of the 91 local governments that directly employed lobbying staff and/or hired contract lobbyists reported over \$100,000 in lobbying services expenditures, for a total of \$2,163,860. These 14 local governments accounted for 51 percent of the total amount paid to contract and staff lobbyists in 2014 (see Table 1 on the following page).

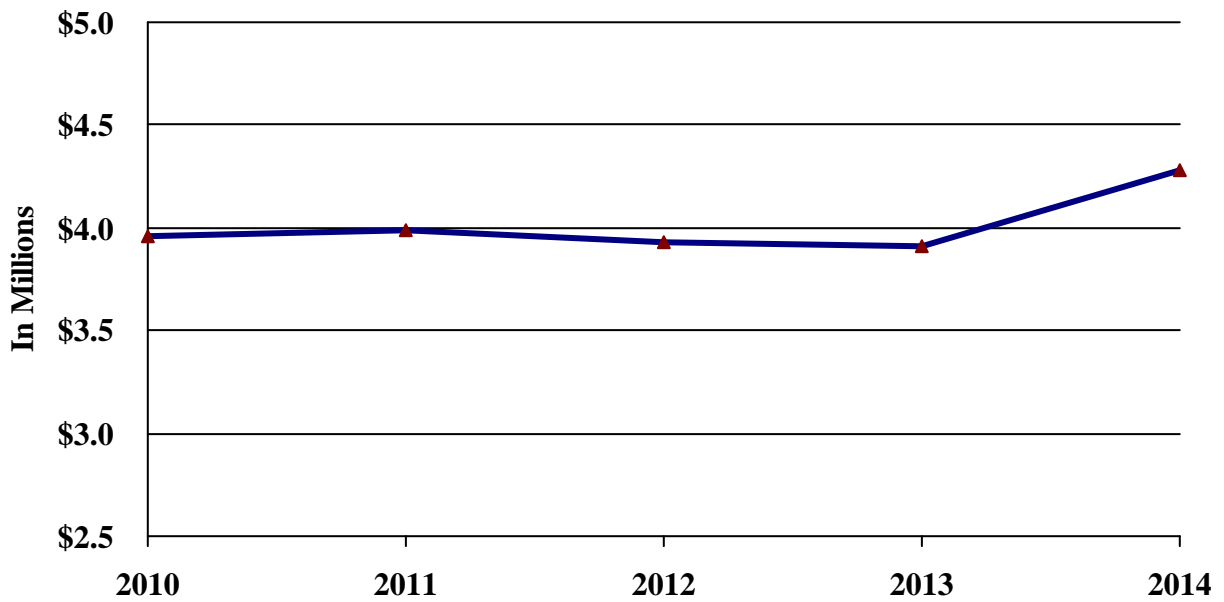
**Table 1: Local Governments Spending More Than \$100,000 on Lobbying Services in 2014**

City of Minneapolis	\$290,125	Southern Minnesota Municipal Power Agency	\$139,576
Hennepin County	\$273,545	City of Eagan	\$138,152
City of Saint Paul	\$182,365	Olmsted County	\$123,759
Metropolitan Airports Commission	\$146,831	City of Shoreview	\$112,359
Ramsey County	\$146,348	Counties Transit Improvement Board	\$110,000
Minneapolis Park and Recreation Board	\$142,950	Saint Louis County	\$108,987
Western Minnesota Municipal Power Agency	\$140,815	Minnesota Sports Facilities Authority	\$108,048

### Trends in Expenditures for Staff and Contract Lobbyists

The number of entities that reported expenditures on contract and staff lobbyists increased from 85 in 2013 to 91 in 2014. There were 12 entities that reported lobbying expenditures in 2013 that reported no lobbying expenditures in the 2014 reporting period. There were 18 entities reporting lobbying expenditures in 2014 that reported no lobbying expenditures in the 2013 reporting period. Figure 3 below shows the long-term trend of expenditures on staff and contract lobbyists for the years 2010 to 2014.

**Figure 3: Total Expenditures on Staff and Contract Lobbyists - 2010 to 2014**



---

## Lobbying Services Expenditures by Associations

---

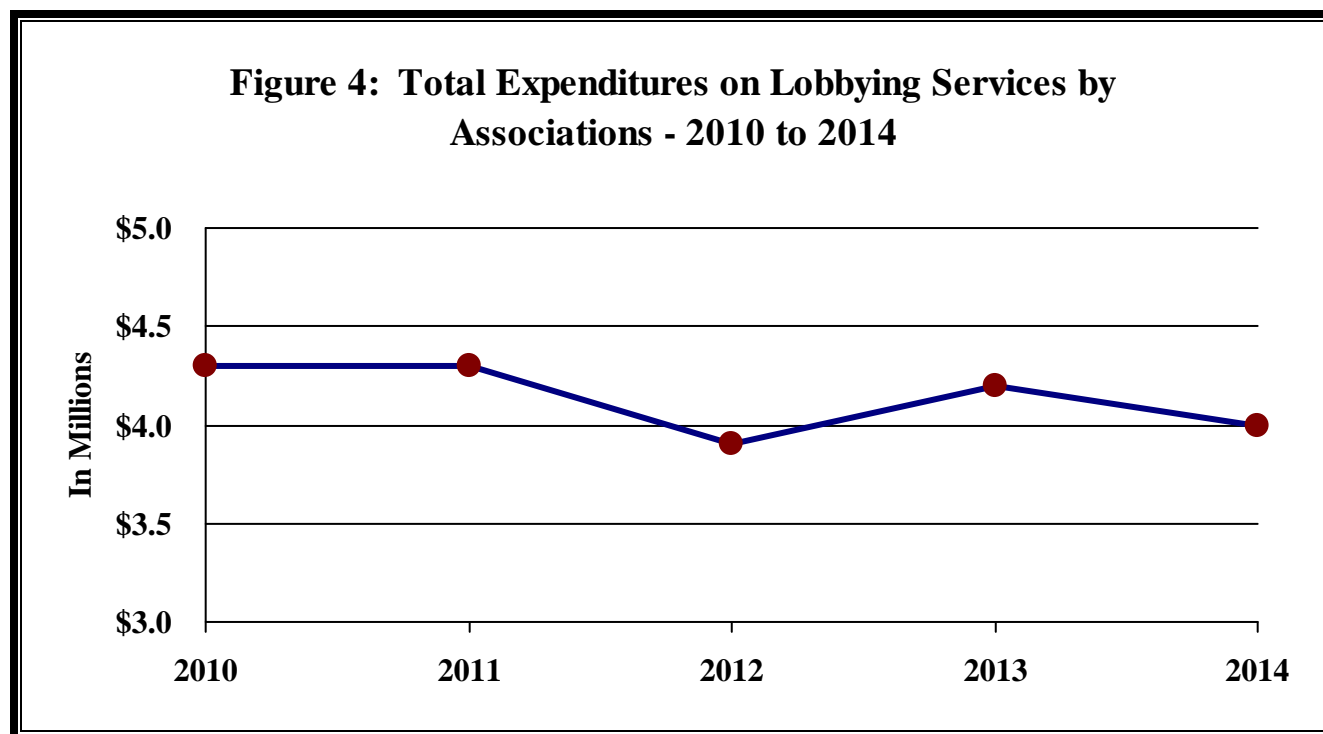
While 91 local governments opted to hire lobbyists or use staff to lobby on their behalf, it is much more common for them to rely on various local government associations to represent their interests at the Legislature. These local government associations receive the majority of their funding from membership dues and other public funds. Some associations representing local governments not only lobby on behalf of their members, but also act as service associations. Groups such as the League of Minnesota Cities and the Association of Minnesota Counties provide a wide range of services to their members. For these associations, lobbying services account for a smaller share of their overall expenditures as compared to associations whose primary purpose is lobbying.

Other types of associations are formed for the explicit purpose of lobbying the Legislature on a specific issue or range of issues for which the members share a common interest. Most of these associations hire a lobbyist or a lobbying firm to influence legislative, administrative, or other official actions at the state, regional, or metropolitan level of government. The dues paid by members of these associations generally represent a percentage of the total amount paid to a contract lobbyist.

### Trends in Lobbying Services Expenditures Made by Associations

Twenty-six associations representing local governments reported expenditures on lobbying services totaling \$3,963,433 for 2014. Of this amount, \$3,474,095, or 88 percent, was funded through the dues of the association members. Total expenditures for lobbying/lobbyists by associations in 2014 decreased \$249,981, or 6 percent, from the level expended in 2013.

Figure 4 below shows total expenditures on lobbying services by associations from 2010 to 2014.



## Association Lobbying by Type of Entity

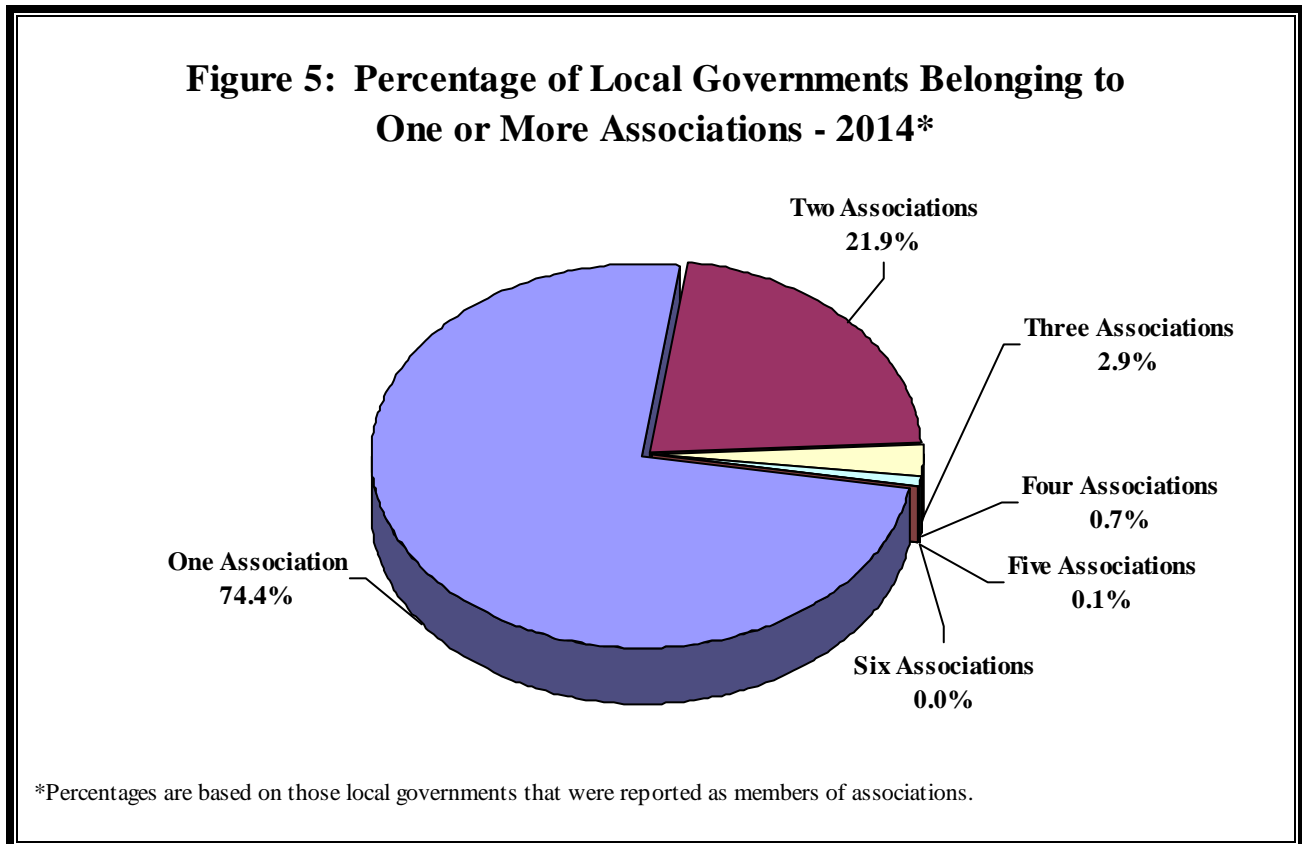
The associations reporting lobbying expenditures included:

- ten associations that represented the interests of cities;
- four associations that represented the interests of counties;
- five associations that represented the interests of school districts;
- one association that represented the interests of townships;
- two associations that represented the interests of special districts; and
- four associations that represented more than one type of local government.

## Multiple Association Memberships

While it is common for local governments to belong to at least one association, some local units belong to several. Of the 3,217 local units of government that belonged to at least one association, there were 120 local units of government that paid dues to three or more associations.

Figure 5 below shows the percentage of local governments that belong to one or more associations.



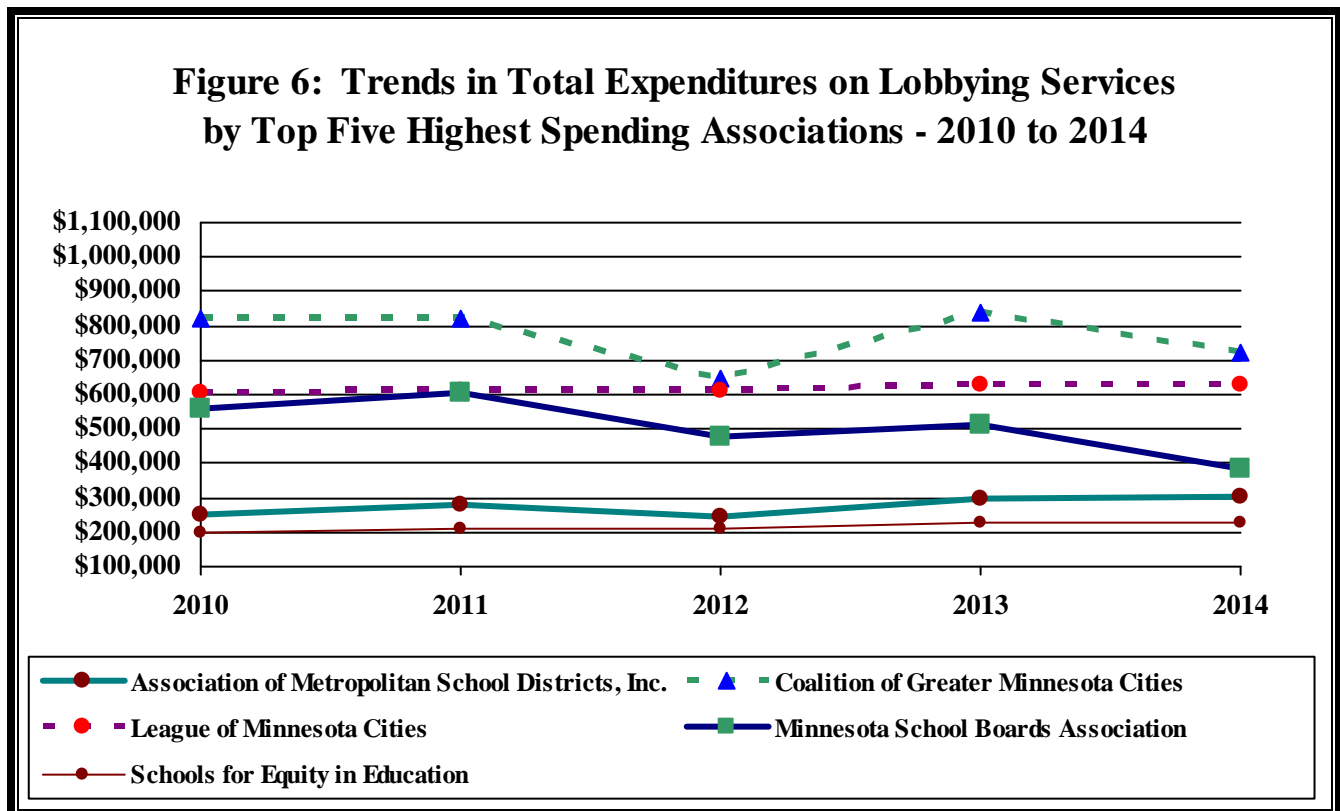


## Associations With the Highest Expenditures on Lobbying Services

Among the 26 local government associations that lobbied the Legislature on behalf of their local government members, 12 associations reported expenditures on lobbying/lobbyists in excess of \$100,000 in 2014 (see Table 2 below). These 12 associations accounted for \$3,349,238, or 85 percent of the total lobbying expenditures of associations in 2014. In addition, these 12 associations accounted for \$2,866,048, or 83 percent of all association dues used for lobbying.

Coalition of Greater Minnesota Cities	\$720,270	Greater Minnesota Partnership	\$202,821
League of Minnesota Cities	\$630,239	Association of Minnesota Counties	\$174,154
Minnesota School Boards Association	\$382,287	Municipal Legislative Commission	\$134,224
Association of Metropolitan School Districts, Inc.	\$303,018	North Metro Mayors Association	\$126,255
Schools for Equity in Education	\$229,623	Minnesota Inter-County Association	\$122,346
Association of Metropolitan Municipalities	\$207,433	Minnesota Rural Education Association	\$116,568

Figure 6 below shows the five-year trend in lobbying expenditures by the five associations with the highest lobbying expenditures in 2014.



## Compensation Paid to Firms or Staff for Lobbying Services

In 2014, Minnesota local governments or associations of local governments paid 12 firms or lobbyists \$100,000 or more to provide lobbying services.<sup>5</sup> The 12 firms or lobbyists receiving \$100,000 or more in payments from local governments or associations of local governments are listed below in Table 3.

Flaherty and Hood, P.A.	\$769,099	Rice, Michels, and Walther, LLP	\$151,383
Messerli and Kramer	\$489,729	Fredrikson and Byron, P.A.	\$150,012
Lockridge, Grindal, and Nauen, PLLP	\$308,215	McGrann, Shea, Anderson, Carnival, Straughn, and Lamb, Chartered	\$144,254
Larkin, Hoffman, Daly, and Lindgren, Ltd.	\$264,204	Fryberger, Buchanan, Smith, and Frederick	\$132,813
Ewald Consulting	\$199,843	Joel Carlson	\$122,196
Amundson Strategies, LLC	\$153,931	Capitol Hill Associates	\$116,397

<sup>5</sup>The amounts listed are those exclusively attributed to lobbying services. Some of these firms also received money for services they provided to the association or local government that they determined were not attributable to lobbying. Only the part of an employee's salary and benefits attributed to lobbying was included in this analysis.

## **Data Tables**

### **2014 Local Government Lobbying Expenditures**

This page left blank intentionally

**Table 4**  
**2014 Local Government Lobbying Expenditures**  
**Employee and Contract Lobbyists**

Name of Entity Contract or Employee Lobbyists	Amount of Contract & Expenses	Salary & Benefits Related to Lobbying**	Employee Expenses Related to Lobbying	All Other Costs*	Total** Lobbying Expenditures
<b>Anoka County</b>					
Administrative/Overhead Costs	---	---	---	489	489
Best and Flanagan, LLP	29,166	---	---	---	29,166
Ward Einess	15,000	---	---	---	15,000
Faegre and Benson, LLP	8,333	---	---	---	8,333
Kathy Tingelstad	---	46,318	198	---	46,516
<b>Total</b>	<b>\$52,499</b>	<b>\$46,318</b>	<b>\$198</b>	<b>\$489</b>	<b>\$99,504</b>
<b>Big Lake Area Sanitary District</b>					
Jacobson, Magnuson, Anderson, and Halloran P.C.	13,125	---	---	---	13,125
<b>Total</b>	<b>\$13,125</b>	<b>\$---</b>	<b>\$---</b>	<b>\$---</b>	<b>\$13,125</b>
<b>Buffalo-Red River Watershed District</b>					
Joel Carlson	10,200	---	---	---	10,200
<b>Total</b>	<b>\$10,200</b>	<b>\$---</b>	<b>\$---</b>	<b>\$---</b>	<b>\$10,200</b>
<b>Chippewa County</b>					
Rinke Nonnan	500	---	---	---	500
<b>Total</b>	<b>\$500</b>	<b>\$---</b>	<b>\$---</b>	<b>\$---</b>	<b>\$500</b>
<b>City of Bloomington</b>					
Messerli and Kramer	34,535	---	---	---	34,535
<b>Total</b>	<b>\$34,535</b>	<b>\$---</b>	<b>\$---</b>	<b>\$---</b>	<b>\$34,535</b>
<b>City of Burnsville</b>					
Joel Carlson	12,000	---	---	---	12,000
<b>Total</b>	<b>\$12,000</b>	<b>\$---</b>	<b>\$---</b>	<b>\$---</b>	<b>\$12,000</b>
<b>City of Chatfield</b>					
Sletten Government Affairs and Public Policy, LLC	6,750	---	---	---	6,750
<b>Total</b>	<b>\$6,750</b>	<b>\$---</b>	<b>\$---</b>	<b>\$---</b>	<b>\$6,750</b>
<b>City of Detroit Lakes</b>					
Flaherty and Hood, P.A.	12,500	---	---	---	12,500
<b>Total</b>	<b>\$12,500</b>	<b>\$---</b>	<b>\$---</b>	<b>\$---</b>	<b>\$12,500</b>
<b>City of Duluth</b>					
Fryberger, Buchanan, Smith, and Frederick	46,500	---	---	---	46,500
<b>Total</b>	<b>\$46,500</b>	<b>\$---</b>	<b>\$---</b>	<b>\$---</b>	<b>\$46,500</b>
<b>City of Eagan</b>					
Larkin Hoffman Daly and Lindgren, Ltd.	128,152	---	---	---	128,152
National Strategies	10,000	---	---	---	10,000
<b>Total</b>	<b>\$138,152</b>	<b>\$---</b>	<b>\$---</b>	<b>\$---</b>	<b>\$138,152</b>
<b>City of Frazee</b>					
Flaherty and Hood, P.A.	3,750	---	---	---	3,750
<b>Total</b>	<b>\$3,750</b>	<b>\$---</b>	<b>\$---</b>	<b>\$---</b>	<b>\$3,750</b>
<b>City of Grand Rapids</b>					
Loren Solberg Consulting, LLC	8,000	---	---	---	8,000
<b>Total</b>	<b>\$8,000</b>	<b>\$---</b>	<b>\$---</b>	<b>\$---</b>	<b>\$8,000</b>

\*Includes costs related to the furtherance of the lobbying effort such as overhead, administration, research, analysis, and communication.

\*\*Totals may not equal the summed individual entries due to rounding.

**Table 4**  
**2014 Local Government Lobbying Expenditures**  
**Employee and Contract Lobbyists**

Name of Entity Contract or Employee Lobbyists	Amount of Contract & Expenses	Salary & Benefits Related to Lobbying**	Employee Expenses Related to Lobbying	All Other Costs*	Total** Lobbying Expenditures
<b>City of Inver Grove Heights</b>					
Joel Carlson	12,000	---	---	---	12,000
<b>Total</b>	<b>\$12,000</b>	<b>\$---</b>	<b>\$---</b>	<b>\$---</b>	<b>\$12,000</b>
<b>City of Lake Elmo</b>					
Messerli and Kramer	25,000	---	---	---	25,000
<b>Total</b>	<b>\$25,000</b>	<b>\$---</b>	<b>\$---</b>	<b>\$---</b>	<b>\$25,000</b>
<b>City of Mankato</b>					
Flaherty and Hood, P.A.	12,455	---	---	---	12,455
<b>Total</b>	<b>\$12,455</b>	<b>\$---</b>	<b>\$---</b>	<b>\$---</b>	<b>\$12,455</b>
<b>City of Maple Grove</b>					
Faegre and Benson, LLP	6,833	---	---	---	6,833
<b>Total</b>	<b>\$6,833</b>	<b>\$---</b>	<b>\$---</b>	<b>\$---</b>	<b>\$6,833</b>
<b>City of Minneapolis</b>					
Administrative/Overhead Costs	---	---	---	15,185	15,185
Sasha Bergman	---	53,700	1,002	---	54,702
Franzen and Associates	25,000	---	---	---	25,000
Fredrikson and Byron, P.A.	42,000	---	---	---	42,000
Loren Olson	---	18,004	---	---	18,004
Eugene Ranieri	---	76,861	---	---	76,861
Melissa Reed	---	57,410	963	---	58,373
<b>Total</b>	<b>\$67,000</b>	<b>\$205,975</b>	<b>\$1,965</b>	<b>\$15,185</b>	<b>\$290,125</b>
<b>City of Moorhead</b>					
Flaherty and Hood, P.A.	32,500	---	---	---	32,500
Fredrikson and Byron, P.A.	32,500	---	---	---	32,500
<b>Total</b>	<b>\$65,000</b>	<b>\$---</b>	<b>\$---</b>	<b>\$---</b>	<b>\$65,000</b>
<b>City of Oakdale</b>					
Larkin Hoffman Daly and Lindgren, Ltd.	22,193	---	---	---	22,193
<b>Total</b>	<b>\$22,193</b>	<b>\$---</b>	<b>\$---</b>	<b>\$---</b>	<b>\$22,193</b>
<b>City of Ramsey</b>					
Tinklenberg Group	36,514	---	---	---	36,514
<b>Total</b>	<b>\$36,514</b>	<b>\$---</b>	<b>\$---</b>	<b>\$---</b>	<b>\$36,514</b>
<b>City of Red Wing</b>					
Flaherty and Hood, P.A.	13,712	---	---	---	13,712
Hill Capitol Strategies, Inc.	9,000	---	---	---	9,000
<b>Total</b>	<b>\$22,712</b>	<b>\$---</b>	<b>\$---</b>	<b>\$---</b>	<b>\$22,712</b>
<b>City of Richfield</b>					
North State Advisors, Inc.	9,000	---	---	---	9,000
<b>Total</b>	<b>\$9,000</b>	<b>\$---</b>	<b>\$---</b>	<b>\$---</b>	<b>\$9,000</b>
<b>City of Rochester</b>					
Administrative/Overhead Costs	---	---	---	10,000	10,000
Flaherty and Hood, P.A.	29,486	---	---	---	29,486

\*Includes costs related to the furtherance of the lobbying effort such as overhead, administration, research, analysis, and communication.

\*\*Totals may not equal the summed individual entries due to rounding.

**Table 4**  
**2014 Local Government Lobbying Expenditures**  
**Employee and Contract Lobbyists**

Name of Entity	Amount of	Salary &	Employee	All	Total**
Contract or Employee Lobbyists	Contract &	Benefits	Expenses	Other	Lobbying
	Expenses	Related to	Related to	Costs*	Expenditures
		Lobbying**	Lobbying		
Ronald A. Jerich and Associates	22,500	---	---	---	22,500
<b>Total</b>	<b>\$51,986</b>	<b>\$---</b>	<b>\$---</b>	<b>\$10,000</b>	<b>\$61,986</b>
<b>City of Saint Joseph</b>					
St. Cloud Area Planning Organization	741	---	---	---	741
<b>Total</b>	<b>\$741</b>	<b>\$---</b>	<b>\$---</b>	<b>\$---</b>	<b>\$741</b>
<b>City of Saint Louis Park</b>					
Franzen and Associates	15,000	---	---	---	15,000
Lockridge, Grindal, and Nauen, PLLP	36,000	---	---	---	36,000
<b>Total</b>	<b>\$51,000</b>	<b>\$---</b>	<b>\$---</b>	<b>\$---</b>	<b>\$51,000</b>
<b>City of Saint Michael</b>					
Lockridge, Grindal, and Nauen, PLLP	22,500	---	---	---	22,500
<b>Total</b>	<b>\$22,500</b>	<b>\$---</b>	<b>\$---</b>	<b>\$---</b>	<b>\$22,500</b>
<b>City of Saint Paul</b>					
J.D. Burton	---	94,346	---	---	94,346
Ward Einess	10,000	---	---	---	10,000
Katie Knutson	---	59,757	---	---	59,757
Lockridge, Grindal, and Nauen, PLLP	15,000	---	---	---	15,000
Lauren Tjernlund	---	3,262	---	---	3,262
<b>Total</b>	<b>\$25,000</b>	<b>\$157,365</b>	<b>\$---</b>	<b>\$---</b>	<b>\$182,365</b>
<b>City of Sauk Rapids</b>					
St. Cloud Area Planning Organization	1,719	---	---	---	1,719
<b>Total</b>	<b>\$1,719</b>	<b>\$---</b>	<b>\$---</b>	<b>\$---</b>	<b>\$1,719</b>
<b>City of Shoreview</b>					
Larkin Hoffman Daly and Lindgren, Ltd.	107,359	---	---	---	107,359
National Strategies	5,000	---	---	---	5,000
<b>Total</b>	<b>\$112,359</b>	<b>\$---</b>	<b>\$---</b>	<b>\$---</b>	<b>\$112,359</b>
<b>Counties Transit Improvement Board</b>					
Lockridge, Grindal, and Nauen, PLLP	45,000	---	---	---	45,000
Messerli and Kramer	65,000	---	---	---	65,000
<b>Total</b>	<b>\$110,000</b>	<b>\$---</b>	<b>\$---</b>	<b>\$---</b>	<b>\$110,000</b>
<b>Crane Lake Township</b>					
Costin Group	6,000	---	---	---	6,000
<b>Total</b>	<b>\$6,000</b>	<b>\$---</b>	<b>\$---</b>	<b>\$---</b>	<b>\$6,000</b>
<b>Crane Lake Water and Sanitary District</b>					
Costin Group	8,850	---	---	---	8,850
<b>Total</b>	<b>\$8,850</b>	<b>\$---</b>	<b>\$---</b>	<b>\$---</b>	<b>\$8,850</b>
<b>Dakota County</b>					
Administrative/Overhead Costs	---	---	---	4,587	4,587
Messerli and Kramer	76,800	---	---	---	76,800
<b>Total</b>	<b>\$76,800</b>	<b>\$---</b>	<b>\$---</b>	<b>\$4,587</b>	<b>\$81,387</b>

\*Includes costs related to the furtherance of the lobbying effort such as overhead, administration, research, analysis, and communication.

\*\*Totals may not equal the summed individual entries due to rounding.

**Table 4**  
**2014 Local Government Lobbying Expenditures**  
**Employee and Contract Lobbyists**

Name of Entity Contract or Employee Lobbyists	Amount of Contract & Expenses	Salary & Benefits Related to Lobbying**	Employee Expenses Related to Lobbying	All Other Costs*	Total** Lobbying Expenditures
<b>Dakota County Regional Railroad Authority</b>					
Messerli and Kramer	19,200	---	---	---	19,200
<b>Total</b>	<b>\$19,200</b>	<b>\$---</b>	<b>\$---</b>	<b>\$---</b>	<b>\$19,200</b>
<b>Duluth Seaway Port Authority</b>					
Administrative/Overhead Costs	---	---	---	1,397	1,397
Flaherty and Hood, P.A.	7,613	---	---	---	7,613
<b>Total</b>	<b>\$7,613</b>	<b>\$---</b>	<b>\$---</b>	<b>\$1,397</b>	<b>\$9,010</b>
<b>East Metro Integration District 6067</b>					
Amundson Strategies, LLC	41,539	---	---	---	41,539
<b>Total</b>	<b>\$41,539</b>	<b>\$---</b>	<b>\$---</b>	<b>\$---</b>	<b>\$41,539</b>
<b>Goodhue County</b>					
Lockridge, Grindal, and Nauen, PLLP	21,667	---	---	---	21,667
<b>Total</b>	<b>\$21,667</b>	<b>\$---</b>	<b>\$---</b>	<b>\$---</b>	<b>\$21,667</b>
<b>Haven Township</b>					
Administrative/Overhead Costs	---	---	---	250	250
David Turch and Associates	250	---	---	---	250
<b>Total</b>	<b>\$250</b>	<b>\$---</b>	<b>\$---</b>	<b>\$250</b>	<b>\$500</b>
<b>Hennepin County</b>					
Administrative/Overhead Costs	---	---	---	22,193	22,193
Best and Flanagan, LLP	17,500	---	---	---	17,500
Mary E. Davidson	---	70,485	1,386	---	71,871
David W. Godfrey	---	27,846	762	---	28,608
Kathryn J. Lamp	---	28,458	760	---	29,218
Messerli and Kramer	20,000	---	---	---	20,000
Kareem D. Murphy	---	28,458	697	---	29,155
Rice, Michels, and Walther, LLP	55,000	---	---	---	55,000
<b>Total</b>	<b>\$92,500</b>	<b>\$155,247</b>	<b>\$3,605</b>	<b>\$22,193</b>	<b>\$273,545</b>
<b>I.S.D. # 11 - Anoka-Hennepin</b>					
Amundson Strategies, LLC	44,131	---	---	---	44,131
<b>Total</b>	<b>\$44,131</b>	<b>\$---</b>	<b>\$---</b>	<b>\$---</b>	<b>\$44,131</b>
<b>I.S.D. # 1S - Minneapolis</b>					
James Grathwol	---	84,103	1,130	---	85,233
<b>Total</b>	<b>\$---</b>	<b>\$84,103</b>	<b>\$1,130</b>	<b>\$---</b>	<b>\$85,233</b>
<b>I.S.D. # 2154 - Eveleth-Gilbert</b>					
Administrative/Overhead Costs	---	---	---	901	901
Costin Group	4,125	---	---	---	4,125
<b>Total</b>	<b>\$4,125</b>	<b>\$---</b>	<b>\$---</b>	<b>\$901</b>	<b>\$5,026</b>
<b>I.S.D. # 239 - Rushford-Peterson</b>					
Margaret A. Larsen	6,000	---	---	---	6,000
<b>Total</b>	<b>\$6,000</b>	<b>\$---</b>	<b>\$---</b>	<b>\$---</b>	<b>\$6,000</b>

\*Includes costs related to the furtherance of the lobbying effort such as overhead, administration, research, analysis, and communication.

\*\*Totals may not equal the summed individual entries due to rounding.



**Table 4**  
**2014 Local Government Lobbying Expenditures**  
**Employee and Contract Lobbyists**

Name of Entity Contract or Employee Lobbyists	Amount of Contract & Expenses	Salary & Benefits Related to Lobbying**	Employee Expenses Related to Lobbying	All Other Costs*	Total** Lobbying Expenditures
<b>I.S.D. # 270 - Hopkins</b>					
Keliher Government Affairs Consulting, LLC	9,000	---	---	---	9,000
<b>Total</b>	<b>\$9,000</b>	<b>\$---</b>	<b>\$---</b>	<b>\$---</b>	<b>\$9,000</b>
<b>I.S.D. # 279 - Osseo</b>					
Ewald Consulting	23,292	---	---	---	23,292
<b>Total</b>	<b>\$23,292</b>	<b>\$---</b>	<b>\$---</b>	<b>\$---</b>	<b>\$23,292</b>
<b>I.S.D. # 535 - Rochester</b>					
Capitol Gains	30,000	---	---	---	30,000
<b>Total</b>	<b>\$30,000</b>	<b>\$---</b>	<b>\$---</b>	<b>\$---</b>	<b>\$30,000</b>
<b>I.S.D. # 625 - St. Paul</b>					
Mary Gilbert	69,728	---	---	---	69,728
Linda Sandvig	19,000	---	---	---	19,000
<b>Total</b>	<b>\$88,728</b>	<b>\$---</b>	<b>\$---</b>	<b>\$---</b>	<b>\$88,728</b>
<b>I.S.D. # 709 - Duluth</b>					
Ron Soberg	66,754	---	---	---	66,754
<b>Total</b>	<b>\$66,754</b>	<b>\$---</b>	<b>\$---</b>	<b>\$---</b>	<b>\$66,754</b>
<b>I.S.D. # 712 - Mountain Iron-Buhl</b>					
Costin Group	20,164	---	---	---	20,164
<b>Total</b>	<b>\$20,164</b>	<b>\$---</b>	<b>\$---</b>	<b>\$---</b>	<b>\$20,164</b>
<b>I.S.D. # 728 - Elk River</b>					
Joel Carlson	30,000	---	---	---	30,000
<b>Total</b>	<b>\$30,000</b>	<b>\$---</b>	<b>\$---</b>	<b>\$---</b>	<b>\$30,000</b>
<b>Intermediate School District 287</b>					
Ewald Consulting	32,288	---	---	---	32,288
<b>Total</b>	<b>\$32,288</b>	<b>\$---</b>	<b>\$---</b>	<b>\$---</b>	<b>\$32,288</b>
<b>Intermediate School District 917</b>					
Ewald Consulting	10,763	---	---	---	10,763
<b>Total</b>	<b>\$10,763</b>	<b>\$---</b>	<b>\$---</b>	<b>\$---</b>	<b>\$10,763</b>
<b>Itasca County</b>					
Loren Solberg Consulting, LLC	31,491	---	---	---	31,491
<b>Total</b>	<b>\$31,491</b>	<b>\$---</b>	<b>\$---</b>	<b>\$---</b>	<b>\$31,491</b>
<b>Koochiching County</b>					
Costin Group	6,022	---	---	---	6,022
Federal Advocates	12,000	---	---	---	12,000
<b>Total</b>	<b>\$18,022</b>	<b>\$---</b>	<b>\$---</b>	<b>\$---</b>	<b>\$18,022</b>
<b>Lakes Country Service Cooperative</b>					
Capitol Hill Associates	6,396	---	---	---	6,396
Lindquist and Vennum	7,245	---	---	---	7,245
Roger Moe	6,325	---	---	---	6,325
<b>Total</b>	<b>\$19,966</b>	<b>\$---</b>	<b>\$---</b>	<b>\$---</b>	<b>\$19,966</b>

\*Includes costs related to the furtherance of the lobbying effort such as overhead, administration, research, analysis, and communication.

\*\*Totals may not equal the summed individual entries due to rounding.

**Table 4**  
**2014 Local Government Lobbying Expenditures**  
**Employee and Contract Lobbyists**

Name of Entity Contract or Employee Lobbyists	Amount of Contract & Expenses	Salary & Benefits Related to Lobbying**	Employee Expenses Related to Lobbying	All Other Costs*	Total** Lobbying Expenditures
<b>Lower Minnesota River Watershed District</b>					
Ronald D. Harnack	5,650	---	---	---	5,650
<b>Total</b>	<b>\$5,650</b>	<b>\$---</b>	<b>\$---</b>	<b>\$---</b>	<b>\$5,650</b>
<b>Lyon County</b>					
Joel Carlson	30,000	---	---	---	30,000
<b>Total</b>	<b>\$30,000</b>	<b>\$---</b>	<b>\$---</b>	<b>\$---</b>	<b>\$30,000</b>
<b>Metropolitan Airports Commission</b>					
Administrative/Overhead Costs	---	---	---	7,260	7,260
Faegre and Benson, LLP	39,000	---	---	---	39,000
Mitchell Kilian	---	52,112	459	---	52,571
McGrann, Shea, Anderson, Carnival, Straughn, & Lamb	48,000	---	---	---	48,000
<b>Total</b>	<b>\$87,000</b>	<b>\$52,112</b>	<b>\$459</b>	<b>\$7,260</b>	<b>\$146,831</b>
<b>Metropolitan Council</b>					
Judd Schetnan	---	76,161	---	---	76,161
<b>Total</b>	<b>\$---</b>	<b>\$76,161</b>	<b>\$---</b>	<b>\$---</b>	<b>\$76,161</b>
<b>Metropolitan Educational Cooperative Service Unit</b>					
Capitol Hill Associates	4,000	---	---	---	4,000
<b>Total</b>	<b>\$4,000</b>	<b>\$---</b>	<b>\$---</b>	<b>\$---</b>	<b>\$4,000</b>
<b>Metropolitan Emergency Services Board</b>					
Best and Flanagan, LLP	24,000	---	---	---	24,000
Larkin Hoffman Daly and Lindgren, Ltd.	6,500	---	---	---	6,500
<b>Total</b>	<b>\$30,500</b>	<b>\$---</b>	<b>\$---</b>	<b>\$---</b>	<b>\$30,500</b>
<b>Metropolitan Mosquito Control District</b>					
Capitol Gains	20,000	---	---	---	20,000
<b>Total</b>	<b>\$20,000</b>	<b>\$---</b>	<b>\$---</b>	<b>\$---</b>	<b>\$20,000</b>
<b>Minneapolis Park and Recreation Board</b>					
Mary Ann Campo	43,000	---	---	---	43,000
Rice, Michels, and Walther, LLP	76,950	---	---	---	76,950
Tom Workman	23,000	---	---	---	23,000
<b>Total</b>	<b>\$142,950</b>	<b>\$---</b>	<b>\$---</b>	<b>\$---</b>	<b>\$142,950</b>
<b>Minneapolis-Duluth/Superior Passenger Rail Alliance</b>					
Chris DeLaForest	5,000	---	---	---	5,000
<b>Total</b>	<b>\$5,000</b>	<b>\$---</b>	<b>\$---</b>	<b>\$---</b>	<b>\$5,000</b>
<b>Minnehaha Creek Watershed District</b>					
Joel Carlson	27,996	---	---	---	27,996
<b>Total</b>	<b>\$27,996</b>	<b>\$---</b>	<b>\$---</b>	<b>\$---</b>	<b>\$27,996</b>
<b>Minnesota Counties Intergovernmental Trust</b>					
Fredrikson and Byron, P.A.	30,000	---	---	---	30,000
<b>Total</b>	<b>\$30,000</b>	<b>\$---</b>	<b>\$---</b>	<b>\$---</b>	<b>\$30,000</b>

\*Includes costs related to the furtherance of the lobbying effort such as overhead, administration, research, analysis, and communication.

\*\*Totals may not equal the summed individual entries due to rounding.

**Table 4**  
**2014 Local Government Lobbying Expenditures**  
**Employee and Contract Lobbyists**

Name of Entity Contract or Employee Lobbyists	Amount of Contract & Expenses	Salary & Benefits Related to Lobbying**	Employee Expenses Related to Lobbying	All Other Costs*	Total** Lobbying Expenditures
<b>Minnesota Sports Facilities Authority</b>					
Lockridge, Grindal, and Nauen, PLLP	108,048	---	---	---	108,048
<b>Total</b>	<b>\$108,048</b>	<b>\$---</b>	<b>\$---</b>	<b>\$---</b>	<b>\$108,048</b>
<b>Northeast Service Cooperative</b>					
Capitol Hill Associates	7,861	---	---	---	7,861
David A. Biegling Law Office, Washington D.C.	9,916	---	---	---	9,916
Lindquist and Venum	14,252	---	---	---	14,252
National Strategies	7,113	---	---	---	7,113
<b>Total</b>	<b>\$39,142</b>	<b>\$---</b>	<b>\$---</b>	<b>\$---</b>	<b>\$39,142</b>
<b>Northstar Corridor Development Authority</b>					
Messerli and Kramer	20,000	---	---	---	20,000
<b>Total</b>	<b>\$20,000</b>	<b>\$---</b>	<b>\$---</b>	<b>\$---</b>	<b>\$20,000</b>
<b>Northwest Service Cooperative</b>					
Capitol Hill Associates	7,839	---	---	---	7,839
Lindquist and Venum	8,066	---	---	---	8,066
National Strategies	7,042	---	---	---	7,042
<b>Total</b>	<b>\$22,947</b>	<b>\$---</b>	<b>\$---</b>	<b>\$---</b>	<b>\$22,947</b>
<b>Northwest Suburban Integration School District #6078</b>					
Amundson Strategies, LLC	14,439	---	---	---	14,439
<b>Total</b>	<b>\$14,439</b>	<b>\$---</b>	<b>\$---</b>	<b>\$---</b>	<b>\$14,439</b>
<b>Northwest Suburbs Cable Commission</b>					
Messerli and Kramer	21,000	---	---	---	21,000
<b>Total</b>	<b>\$21,000</b>	<b>\$---</b>	<b>\$---</b>	<b>\$---</b>	<b>\$21,000</b>
<b>Olmsted County</b>					
Amy Caucutt	---	57,292	6,467	---	63,759
Lockridge, Grindal, and Nauen, PLLP	60,000	---	---	---	60,000
<b>Total</b>	<b>\$60,000</b>	<b>\$57,292</b>	<b>\$6,467</b>	<b>\$---</b>	<b>\$123,759</b>
<b>Ramsey County</b>					
Claudia Brewington	---	61,004	3,028	---	64,032
Nicholas Riley	---	79,348	2,968	---	82,316
<b>Total</b>	<b>\$---</b>	<b>\$140,352</b>	<b>\$5,996</b>	<b>\$---</b>	<b>\$146,348</b>
<b>Ramsey County Railroad Authority</b>					
McGrann, Shea, Anderson, Carnival, Straughn, & Lamb	48,000	---	---	---	48,000
<b>Total</b>	<b>\$48,000</b>	<b>\$---</b>	<b>\$---</b>	<b>\$---</b>	<b>\$48,000</b>
<b>Renville County</b>					
Vanasek and Associates, Inc.	6,500	---	---	---	6,500
<b>Total</b>	<b>\$6,500</b>	<b>\$---</b>	<b>\$---</b>	<b>\$---</b>	<b>\$6,500</b>
<b>Resource Training and Solutions</b>					
Capitol Hill Associates	10,311	---	---	---	10,311
Lindquist and Venum	10,770	---	---	---	10,770

\*Includes costs related to the furtherance of the lobbying effort such as overhead, administration, research, analysis, and communication.

\*\*Totals may not equal the summed individual entries due to rounding.

**Table 4**  
**2014 Local Government Lobbying Expenditures**  
**Employee and Contract Lobbyists**

Name of Entity	Amount of	Salary &	Employee	All	Total**
Contract or Employee Lobbyists	Contract &	Benefits	Expenses	Other	Lobbying
	Expenses	Related to	Related to	Costs*	Expenditures
		Lobbying**	Lobbying		
National Strategies	9,402	---	---	---	9,402
<b>Total</b>	<b>\$30,483</b>	<b>\$---</b>	<b>\$---</b>	<b>\$---</b>	<b>\$30,483</b>
<b>Saint Cloud Metropolitan Transit Commission</b>					
Rice, Michels, and Walther, LLP	19,433	---	---	---	19,433
<b>Total</b>	<b>\$19,433</b>	<b>\$---</b>	<b>\$---</b>	<b>\$---</b>	<b>\$19,433</b>
<b>Saint Louis and Lake Counties Regional Railroad Authority</b>					
Costin Group	40,000	---	---	---	40,000
<b>Total</b>	<b>\$40,000</b>	<b>\$---</b>	<b>\$---</b>	<b>\$---</b>	<b>\$40,000</b>
<b>Saint Louis County</b>					
Chris DeLaForest	20,000	---	---	---	20,000
Henry Erdman	24,000	---	---	---	24,000
John Ongaro	---	64,987	---	---	64,987
<b>Total</b>	<b>\$44,000</b>	<b>\$64,987</b>	<b>\$---</b>	<b>\$---</b>	<b>\$108,987</b>
<b>Saint Paul Port Authority</b>					
Fryberger, Buchanan, Smith, and Frederick	39,990	---	---	---	39,990
<b>Total</b>	<b>\$39,990</b>	<b>\$---</b>	<b>\$---</b>	<b>\$---</b>	<b>\$39,990</b>
<b>Scott County</b>					
Claire Robling	---	30,860	66	---	30,926
<b>Total</b>	<b>\$---</b>	<b>\$30,860</b>	<b>\$66</b>	<b>\$---</b>	<b>\$30,926</b>
<b>Shell Rock River Watershed District</b>					
Administrative/Overhead Costs	---	---	---	500	500
Brett Behnke	---	11,356	1,500	---	12,856
Andy Henschel	---	9,555	1,500	---	11,055
Judy Erickson	39,892	---	---	---	39,892
Peterson, Savelkoul, Kolker, Haedt, and Benda, Ltd.	21,120	---	---	---	21,120
<b>Total</b>	<b>\$61,012</b>	<b>\$20,911</b>	<b>\$3,000</b>	<b>\$500</b>	<b>\$85,423</b>
<b>Southeast Service Cooperative</b>					
Capitol Hill Associates	7,422	---	---	---	7,422
Lindquist and Vennum	7,619	---	---	---	7,619
National Strategies	6,692	---	---	---	6,692
<b>Total</b>	<b>\$21,733</b>	<b>\$---</b>	<b>\$---</b>	<b>\$---</b>	<b>\$21,733</b>
<b>Southern Minnesota Municipal Power Agency</b>					
Administrative/Overhead Costs	---	---	---	386	386
Larry Johnston	---	89,929	1,007	---	90,936
McGrann, Shea, Anderson, Carnival, Straughn, & Lamb	48,254	---	---	---	48,254
<b>Total</b>	<b>\$48,254</b>	<b>\$89,929</b>	<b>\$1,007</b>	<b>\$386</b>	<b>\$139,576</b>
<b>Southwest - West Central Service Cooperative</b>					
Capitol Hill Associates	9,480	---	---	---	9,480
Lindquist and Vennum	10,678	---	---	---	10,678
National Strategies	9,337	---	---	---	9,337
<b>Total</b>	<b>\$29,495</b>	<b>\$---</b>	<b>\$---</b>	<b>\$---</b>	<b>\$29,495</b>

\*Includes costs related to the furtherance of the lobbying effort such as overhead, administration, research, analysis, and communication.

\*\*Totals may not equal the summed individual entries due to rounding.

**Table 4**  
**2014 Local Government Lobbying Expenditures**  
**Employee and Contract Lobbyists**

Name of Entity Contract or Employee Lobbyists	Amount of Contract & Expenses	Salary & Benefits Related to Lobbying**	Employee Expenses Related to Lobbying	All Other Costs*	Total** Lobbying Expenditures
<b>Three Rivers Park District</b>					
Best and Flanagan, LLP	18,750	---	---	---	18,750
<b>Total</b>	<b>\$18,750</b>	<b>\$---</b>	<b>\$---</b>	<b>\$---</b>	<b>\$18,750</b>
<b>Washington County</b>					
Administrative/Overhead Costs	---	---	---	1,102	1,102
John Kaul	49,800	---	---	---	49,800
<b>Total</b>	<b>\$49,800</b>	<b>\$---</b>	<b>\$---</b>	<b>\$1,102</b>	<b>\$50,902</b>
<b>West Metro Education Program 6069</b>					
Amundson Strategies, LLC	19,818	---	---	---	19,818
<b>Total</b>	<b>\$19,818</b>	<b>\$---</b>	<b>\$---</b>	<b>\$---</b>	<b>\$19,818</b>
<b>Western Lake Superior Sanitary District</b>					
Fryberger, Buchanan, Smith, and Frederick	17,433	---	---	---	17,433
<b>Total</b>	<b>\$17,433</b>	<b>\$---</b>	<b>\$---</b>	<b>\$---</b>	<b>\$17,433</b>
<b>Western Minnesota Municipal Power Agency</b>					
Deborah Birgen	---	29,320	3,880	---	33,200
Flaherty and Hood, P.A.	62,103	---	---	---	62,103
Fredrikson and Byron, P.A.	45,512	---	---	---	45,512
<b>Total</b>	<b>\$107,615</b>	<b>\$29,320</b>	<b>\$3,880</b>	<b>\$---</b>	<b>\$140,815</b>
<b>Total for All Entities</b>	<b>\$2,972,654</b>	<b>\$1,210,930</b>	<b>\$27,773</b>	<b>\$64,250</b>	<b>\$4,275,607</b>

\*Includes costs related to the furtherance of the lobbying effort such as overhead, administration, research, analysis, and communication.

\*\*Totals may not equal the summed individual entries due to rounding.

**Table 5**  
**2014 Lobbying Expenditures Paid With Association Dues**  
**Listed by Entity**

<b>Name of Entity (County)</b> <b>Association Name</b>	<b>Total Local Government Dues</b>	<b>Proportion of Dues Used for Lobbying</b>	<b>Total Dues Used for Lobbying</b>
<b>Aastad Township (Otter Tail)</b>			
Minnesota Association of Townships	339	8.6%	29
<b>Total for Entity</b>	<b>\$339</b>		<b>\$29</b>
<b>Acoma Township (McLeod)</b>			
Minnesota Association of Townships	769	8.6%	66
<b>Total for Entity</b>	<b>\$769</b>		<b>\$66</b>
<b>Acton Township (Meeker)</b>			
Minnesota Association of Townships	458	8.6%	39
<b>Total for Entity</b>	<b>\$458</b>		<b>\$39</b>
<b>Adams Township (Mower)</b>			
Minnesota Association of Townships	484	8.6%	42
<b>Total for Entity</b>	<b>\$484</b>		<b>\$42</b>
<b>Adrian Township (Watonwan)</b>			
Minnesota Association of Townships	315	8.6%	27
<b>Total for Entity</b>	<b>\$315</b>		<b>\$27</b>
<b>Aetna Township (Pipestone)</b>			
Minnesota Association of Townships	333	8.6%	29
<b>Total for Entity</b>	<b>\$333</b>		<b>\$29</b>
<b>Agassiz Township (Lac qui Parle)</b>			
Minnesota Association of Townships	303	8.6%	26
<b>Total for Entity</b>	<b>\$303</b>		<b>\$26</b>
<b>Agder Township (Marshall)</b>			
Minnesota Association of Townships	306	8.6%	26
<b>Total for Entity</b>	<b>\$306</b>		<b>\$26</b>
<b>Agram Township (Morrison)</b>			
Minnesota Association of Townships	524	8.6%	45
<b>Total for Entity</b>	<b>\$524</b>		<b>\$45</b>

**Table 5**  
**2014 Lobbying Expenditures Paid With Association Dues**  
**Listed by Entity**

Name of Entity (County) Association Name	Total Local Government Dues	Proportion of Dues Used for Lobbying	Total Dues Used for Lobbying
<b>Aitkin County</b>			
Arrowhead Counties Association	2,750	55.0%	1,512
Association of Minnesota Counties	9,372	14.4%	1,350
Minnesota Rural Counties Caucus	2,100	50.0%	1,050
<b>Total for Entity</b>	<b>\$14,222</b>		<b>\$3,912</b>
<b>Aitkin County Soil and Water Conservation District</b>			
Minnesota Association of Soil and Water Conservation Districts	1,433	12.0%	172
<b>Total for Entity</b>	<b>\$1,433</b>		<b>\$172</b>
<b>Aitkin Township (Aitkin)</b>			
Minnesota Association of Townships	608	8.6%	52
<b>Total for Entity</b>	<b>\$608</b>		<b>\$52</b>
<b>Akeley Township (Hubbard)</b>			
Minnesota Association of Townships	516	8.6%	44
<b>Total for Entity</b>	<b>\$516</b>		<b>\$44</b>
<b>Akron Township (Big Stone)</b>			
Minnesota Association of Townships	321	8.6%	28
<b>Total for Entity</b>	<b>\$321</b>		<b>\$28</b>
<b>Akron Township (Wilkin)</b>			
Minnesota Association of Townships	312	8.6%	27
<b>Total for Entity</b>	<b>\$312</b>		<b>\$27</b>
<b>Alango Township (Saint Louis)</b>			
Minnesota Association of Townships	422	8.6%	36
<b>Total for Entity</b>	<b>\$422</b>		<b>\$36</b>
<b>Alaska Township (Beltrami)</b>			
Minnesota Association of Townships	339	8.6%	29
<b>Total for Entity</b>	<b>\$339</b>		<b>\$29</b>
<b>Alba Township (Jackson)</b>			
Minnesota Association of Townships	325	8.6%	28
<b>Total for Entity</b>	<b>\$325</b>		<b>\$28</b>

**Table 5**  
**2014 Lobbying Expenditures Paid With Association Dues**  
**Listed by Entity**

<b>Name of Entity (County)</b> <b>Association Name</b>	<b>Total Local Government Dues</b>	<b>Proportion of Dues Used for Lobbying</b>	<b>Total Dues Used for Lobbying</b>
<b>Albany Township (Stearns)</b>			
Minnesota Association of Townships	657	8.6%	57
<b>Total for Entity</b>	<b>\$657</b>		<b>\$57</b>
<b>Albert Lea Township (Freeborn)</b>			
League of Minnesota Cities	729	10.1%	74
Minnesota Association of Townships	542	8.6%	47
<b>Total for Entity</b>	<b>\$1,271</b>		<b>\$121</b>
<b>Alberta Township (Benton)</b>			
Minnesota Association of Townships	607	8.6%	52
<b>Total for Entity</b>	<b>\$607</b>		<b>\$52</b>
<b>Albin Township (Brown)</b>			
Minnesota Association of Townships	449	8.6%	39
<b>Total for Entity</b>	<b>\$449</b>		<b>\$39</b>
<b>Albion Township (Wright)</b>			
Minnesota Association of Townships	824	8.6%	71
<b>Total for Entity</b>	<b>\$824</b>		<b>\$71</b>
<b>Alborn Township (Saint Louis)</b>			
Minnesota Association of Townships	487	8.6%	42
<b>Total for Entity</b>	<b>\$487</b>		<b>\$42</b>
<b>Alden Township (Freeborn)</b>			
Minnesota Association of Townships	438	8.6%	38
<b>Total for Entity</b>	<b>\$438</b>		<b>\$38</b>
<b>Alden Township (Saint Louis)</b>			
Minnesota Association of Townships	340	8.6%	29
<b>Total for Entity</b>	<b>\$340</b>		<b>\$29</b>
<b>Aldrich Township (Wadena)</b>			
Minnesota Association of Townships	478	8.6%	41
<b>Total for Entity</b>	<b>\$478</b>		<b>\$41</b>



**Table 5**  
**2014 Lobbying Expenditures Paid With Association Dues**  
**Listed by Entity**

<b>Name of Entity (County)</b> <b>Association Name</b>	<b>Total Local Government Dues</b>	<b>Proportion of Dues Used for Lobbying</b>	<b>Total Dues Used for Lobbying</b>
<b>Alexandria Lake Area Sanitary District</b>			
League of Minnesota Cities	1,677	10.1%	169
Minnesota Environmental Science and Economic Review Board	8,419	34.7%	2,921
<b>Total for Entity</b>	<b>\$10,096</b>		<b>\$3,090</b>
<b>Alexandria Township (Douglas)</b>			
Minnesota Association of Townships	1,275	8.6%	110
<b>Total for Entity</b>	<b>\$1,275</b>		<b>\$110</b>
<b>Alfsborg Township (Sibley)</b>			
Minnesota Association of Townships	441	8.6%	38
<b>Total for Entity</b>	<b>\$441</b>		<b>\$38</b>
<b>Alliance Township (Clay)</b>			
Minnesota Association of Townships	344	8.6%	30
<b>Total for Entity</b>	<b>\$344</b>		<b>\$30</b>
<b>Alma Township (Marshall)</b>			
Minnesota Association of Townships	298	8.6%	26
<b>Total for Entity</b>	<b>\$298</b>		<b>\$26</b>
<b>Almond Township (Big Stone)</b>			
Minnesota Association of Townships	304	8.6%	26
<b>Total for Entity</b>	<b>\$304</b>		<b>\$26</b>
<b>Alta Vista Township (Lincoln)</b>			
Minnesota Association of Townships	325	8.6%	28
<b>Total for Entity</b>	<b>\$325</b>		<b>\$28</b>
<b>Alton Township (Waseca)</b>			
Minnesota Association of Townships	478	8.6%	41
<b>Total for Entity</b>	<b>\$478</b>		<b>\$41</b>
<b>Altona Township (Pipestone)</b>			
Minnesota Association of Townships	318	8.6%	27
<b>Total for Entity</b>	<b>\$318</b>		<b>\$27</b>
<b>Alvwood Township (Itasca)</b>			
Minnesota Association of Townships	282	8.6%	24
<b>Total for Entity</b>	<b>\$282</b>		<b>\$24</b>

**Table 5**  
**2014 Lobbying Expenditures Paid With Association Dues**  
**Listed by Entity**

<b>Name of Entity (County)</b> <b>Association Name</b>	<b>Total Local Government Dues</b>	<b>Proportion of Dues Used for Lobbying</b>	<b>Total Dues Used for Lobbying</b>
<b>Amador Township (Chisago)</b>			
Minnesota Association of Townships	623	8.6%	54
<b>Total for Entity</b>	<b>\$623</b>		<b>\$54</b>
<b>Amboy Township (Cottonwood)</b>			
Minnesota Association of Townships	322	8.6%	28
<b>Total for Entity</b>	<b>\$322</b>		<b>\$28</b>
<b>Amherst Township (Fillmore)</b>			
Minnesota Association of Townships	463	8.6%	40
<b>Total for Entity</b>	<b>\$463</b>		<b>\$40</b>
<b>Amiret Township (Lyon)</b>			
Minnesota Association of Townships	347	8.6%	30
<b>Total for Entity</b>	<b>\$347</b>		<b>\$30</b>
<b>Amo Township (Cottonwood)</b>			
Minnesota Association of Townships	311	8.6%	27
<b>Total for Entity</b>	<b>\$311</b>		<b>\$27</b>
<b>Amor Township (Otter Tail)</b>			
Minnesota Association of Townships	500	8.6%	43
<b>Total for Entity</b>	<b>\$500</b>		<b>\$43</b>
<b>Andover Township (Polk)</b>			
Minnesota Association of Townships	307	8.6%	26
<b>Total for Entity</b>	<b>\$307</b>		<b>\$26</b>
<b>Andrea Township (Wilkin)</b>			
Minnesota Association of Townships	293	8.6%	25
<b>Total for Entity</b>	<b>\$293</b>		<b>\$25</b>
<b>Angora Township (Saint Louis)</b>			
Minnesota Association of Townships	348	8.6%	30
<b>Total for Entity</b>	<b>\$348</b>		<b>\$30</b>
<b>Angus Township (Polk)</b>			
Minnesota Association of Townships	294	8.6%	25
<b>Total for Entity</b>	<b>\$294</b>		<b>\$25</b>

**Table 5**  
**2014 Lobbying Expenditures Paid With Association Dues**  
**Listed by Entity**

<b>Name of Entity (County)</b> <b>Association Name</b>	<b>Total Local Government Dues</b>	<b>Proportion of Dues Used for Lobbying</b>	<b>Total Dues Used for Lobbying</b>
<b>Ann Lake Township (Kanabec)</b>			
Minnesota Association of Townships	481	8.6%	41
<b>Total for Entity</b>	<b>\$481</b>		<b>\$41</b>
<b>Ann Township (Cottonwood)</b>			
Minnesota Association of Townships	326	8.6%	28
<b>Total for Entity</b>	<b>\$326</b>		<b>\$28</b>
<b>Anoka County</b>			
Association of Minnesota Counties	44,772	14.4%	6,447
North Metro Mayors Association	5,000	79.5%	3,975
<b>Total for Entity</b>	<b>\$49,772</b>		<b>\$10,422</b>
<b>Anoka Housing and Redevelopment Authority</b>			
League of Minnesota Cities	1,677	10.1%	169
<b>Total for Entity</b>	<b>\$1,677</b>		<b>\$169</b>
<b>Anoka Soil and Water Conservation District</b>			
League of Minnesota Cities	1,677	10.1%	169
Minnesota Association of Soil and Water Conservation Districts	2,866	12.0%	344
<b>Total for Entity</b>	<b>\$4,543</b>		<b>\$513</b>
<b>Ansel Township (Cass)</b>			
Minnesota Association of Townships	300	8.6%	26
<b>Total for Entity</b>	<b>\$300</b>		<b>\$26</b>
<b>Anthony Township (Norman)</b>			
Minnesota Association of Townships	289	8.6%	25
<b>Total for Entity</b>	<b>\$289</b>		<b>\$25</b>
<b>Antrim Township (Watonwan)</b>			
Minnesota Association of Townships	347	8.6%	30
<b>Total for Entity</b>	<b>\$347</b>		<b>\$30</b>
<b>Appleton Township (Swift)</b>			
Minnesota Association of Townships	332	8.6%	29
<b>Total for Entity</b>	<b>\$332</b>		<b>\$29</b>

**Table 5**  
**2014 Lobbying Expenditures Paid With Association Dues**  
**Listed by Entity**

<b>Name of Entity (County)</b> <b>Association Name</b>	<b>Total Local Government Dues</b>	<b>Proportion of Dues Used for Lobbying</b>	<b>Total Dues Used for Lobbying</b>
<b>Arago Township (Hubbard)</b>			
Minnesota Association of Townships	533	8.6%	46
<b>Total for Entity</b>	<b>\$533</b>		<b>\$46</b>
<b>Arbo Township (Itasca)</b>			
Minnesota Association of Townships	617	8.6%	53
<b>Total for Entity</b>	<b>\$617</b>		<b>\$53</b>
<b>Arctander Township (Kandiyohi)</b>			
Minnesota Association of Townships	461	8.6%	40
<b>Total for Entity</b>	<b>\$461</b>		<b>\$40</b>
<b>Ardenhurst Township (Itasca)</b>			
Minnesota Association of Townships	323	8.6%	28
<b>Total for Entity</b>	<b>\$323</b>		<b>\$28</b>
<b>Arena Township (Lac qui Parle)</b>			
Minnesota Association of Townships	308	8.6%	26
<b>Total for Entity</b>	<b>\$308</b>		<b>\$26</b>
<b>Arendahl Township (Fillmore)</b>			
Minnesota Association of Townships	451	8.6%	39
<b>Total for Entity</b>	<b>\$451</b>		<b>\$39</b>
<b>Arlington Township (Sibley)</b>			
Minnesota Association of Townships	512	8.6%	44
<b>Total for Entity</b>	<b>\$512</b>		<b>\$44</b>
<b>Arlone Township (Pine)</b>			
Minnesota Association of Townships	453	8.6%	39
<b>Total for Entity</b>	<b>\$453</b>		<b>\$39</b>
<b>Arna Township (Pine)</b>			
Minnesota Association of Townships	306	8.6%	26
<b>Total for Entity</b>	<b>\$306</b>		<b>\$26</b>
<b>Arrowhead Township (Saint Louis)</b>			
Minnesota Association of Townships	340	8.6%	29
<b>Total for Entity</b>	<b>\$340</b>		<b>\$29</b>

**Table 5**  
**2014 Lobbying Expenditures Paid With Association Dues**  
**Listed by Entity**

<b>Name of Entity (County)</b> <b>Association Name</b>	<b>Total Local Government Dues</b>	<b>Proportion of Dues Used for Lobbying</b>	<b>Total Dues Used for Lobbying</b>
<b>Arthur Township (Kanabec)</b>			
Minnesota Association of Townships	993	8.6%	85
<b>Total for Entity</b>	<b>\$993</b>		<b>\$85</b>
<b>Arthur Township (Traverse)</b>			
Minnesota Association of Townships	293	8.6%	25
<b>Total for Entity</b>	<b>\$293</b>		<b>\$25</b>
<b>Artichoke Township (Big Stone)</b>			
Minnesota Association of Townships	296	8.6%	25
<b>Total for Entity</b>	<b>\$296</b>		<b>\$25</b>
<b>Arveson Township (Kittson)</b>			
Minnesota Association of Townships	302	8.6%	26
<b>Total for Entity</b>	<b>\$302</b>		<b>\$26</b>
<b>Ash Lake Township (Lincoln)</b>			
Minnesota Association of Townships	317	8.6%	27
<b>Total for Entity</b>	<b>\$317</b>		<b>\$27</b>
<b>Ashland Township (Dodge)</b>			
Minnesota Association of Townships	441	8.6%	38
<b>Total for Entity</b>	<b>\$441</b>		<b>\$38</b>
<b>Ashley Township (Stearns)</b>			
Minnesota Association of Townships	427	8.6%	37
<b>Total for Entity</b>	<b>\$427</b>		<b>\$37</b>
<b>Athens Township (Isanti)</b>			
Minnesota Association of Townships	1,108	8.6%	95
<b>Total for Entity</b>	<b>\$1,108</b>		<b>\$95</b>
<b>Atherton Township (Wilkin)</b>			
Minnesota Association of Townships	317	8.6%	27
<b>Total for Entity</b>	<b>\$317</b>		<b>\$27</b>
<b>Atkinson Township (Carlton)</b>			
Minnesota Association of Townships	469	8.6%	40
<b>Total for Entity</b>	<b>\$469</b>		<b>\$40</b>

**Table 5**  
**2014 Lobbying Expenditures Paid With Association Dues**  
**Listed by Entity**

<b>Name of Entity (County)</b> <b>Association Name</b>	<b>Total Local Government Dues</b>	<b>Proportion of Dues Used for Lobbying</b>	<b>Total Dues Used for Lobbying</b>
<b>Atlanta Township (Becker)</b>			
Minnesota Association of Townships	309	8.6%	27
<b>Total for Entity</b>	<b>\$309</b>		<b>\$27</b>
<b>Audubon Township (Becker)</b>			
Minnesota Association of Townships	521	8.6%	45
<b>Total for Entity</b>	<b>\$521</b>		<b>\$45</b>
<b>Augsburg Township (Marshall)</b>			
Minnesota Association of Townships	292	8.6%	25
<b>Total for Entity</b>	<b>\$292</b>		<b>\$25</b>
<b>Augusta Township (Lac qui Parle)</b>			
Minnesota Association of Townships	303	8.6%	26
<b>Total for Entity</b>	<b>\$303</b>		<b>\$26</b>
<b>Ault Township (Saint Louis)</b>			
Minnesota Association of Townships	306	8.6%	26
<b>Total for Entity</b>	<b>\$306</b>		<b>\$26</b>
<b>Aurdal Township (Otter Tail)</b>			
Minnesota Association of Townships	873	8.6%	75
<b>Total for Entity</b>	<b>\$873</b>		<b>\$75</b>
<b>Aurora Township (Steele)</b>			
Minnesota Association of Townships	519	8.6%	45
<b>Total for Entity</b>	<b>\$519</b>		<b>\$45</b>
<b>Austin Township (Mower)</b>			
Minnesota Association of Townships	732	8.6%	63
<b>Total for Entity</b>	<b>\$732</b>		<b>\$63</b>
<b>Automba Township (Carlton)</b>			
Minnesota Association of Townships	314	8.6%	27
<b>Total for Entity</b>	<b>\$314</b>		<b>\$27</b>
<b>Avon Township (Stearns)</b>			
Minnesota Association of Townships	1,140	8.6%	98
<b>Total for Entity</b>	<b>\$1,140</b>		<b>\$98</b>

**Table 5**  
**2014 Lobbying Expenditures Paid With Association Dues**  
**Listed by Entity**

Name of Entity (County) Association Name	Total Local Government Dues	Proportion of Dues Used for Lobbying	Total Dues Used for Lobbying
<b>Badger Township (Polk)</b>			
Minnesota Association of Townships	308	8.6%	26
<b>Total for Entity</b>	<b>\$308</b>		<b>\$26</b>
<b>Badoura Township (Hubbard)</b>			
Minnesota Association of Townships	312	8.6%	27
<b>Total for Entity</b>	<b>\$312</b>		<b>\$27</b>
<b>Baker Township (Stevens)</b>			
Minnesota Association of Townships	304	8.6%	26
<b>Total for Entity</b>	<b>\$304</b>		<b>\$26</b>
<b>Baldwin Township (Sherburne)</b>			
Minnesota Association of Townships	2,576	8.6%	222
<b>Total for Entity</b>	<b>\$2,576</b>		<b>\$222</b>
<b>Balkan Township (Saint Louis)</b>			
Minnesota Association of Townships	627	8.6%	54
<b>Total for Entity</b>	<b>\$627</b>		<b>\$54</b>
<b>Ball Bluff Township (Aitkin)</b>			
Minnesota Association of Townships	424	8.6%	36
<b>Total for Entity</b>	<b>\$424</b>		<b>\$36</b>
<b>Balsam Township (Aitkin)</b>			
Minnesota Association of Townships	283	8.6%	24
<b>Total for Entity</b>	<b>\$283</b>		<b>\$24</b>
<b>Balsam Township (Itasca)</b>			
Minnesota Association of Townships	516	8.6%	44
<b>Total for Entity</b>	<b>\$516</b>		<b>\$44</b>
<b>Bancroft Township (Freeborn)</b>			
Minnesota Association of Townships	648	8.6%	56
<b>Total for Entity</b>	<b>\$648</b>		<b>\$56</b>
<b>Bandon Township (Renville)</b>			
Minnesota Association of Townships	324	8.6%	28
<b>Total for Entity</b>	<b>\$324</b>		<b>\$28</b>

**Table 5**  
**2014 Lobbying Expenditures Paid With Association Dues**  
**Listed by Entity**

<b>Name of Entity (County)</b> <b>Association Name</b>	<b>Total Local Government Dues</b>	<b>Proportion of Dues Used for Lobbying</b>	<b>Total Dues Used for Lobbying</b>
<b>Bangor Township (Pope)</b>			
Minnesota Association of Townships	329	8.6%	28
<b>Total for Entity</b>	<b>\$329</b>		<b>\$28</b>
<b>Banning Junction Area Water and Sanitary Sewer District</b>			
League of Minnesota Cities	1,677	10.1%	169
<b>Total for Entity</b>	<b>\$1,677</b>		<b>\$169</b>
<b>Barber Township (Faribault)</b>			
Minnesota Association of Townships	347	8.6%	30
<b>Total for Entity</b>	<b>\$347</b>		<b>\$30</b>
<b>Barclay Township (Cass)</b>			
Minnesota Association of Townships	516	8.6%	44
<b>Total for Entity</b>	<b>\$516</b>		<b>\$44</b>
<b>Barnesville Township (Clay)</b>			
Minnesota Association of Townships	317	8.6%	27
<b>Total for Entity</b>	<b>\$317</b>		<b>\$27</b>
<b>Barnett Township (Roseau)</b>			
Minnesota Association of Townships	312	8.6%	27
<b>Total for Entity</b>	<b>\$312</b>		<b>\$27</b>
<b>Barnum Township (Carlton)</b>			
Minnesota Association of Townships	749	8.6%	64
<b>Total for Entity</b>	<b>\$749</b>		<b>\$64</b>
<b>Barry Township (Pine)</b>			
Minnesota Association of Townships	520	8.6%	45
<b>Total for Entity</b>	<b>\$520</b>		<b>\$45</b>
<b>Barsness Township (Pope)</b>			
Minnesota Association of Townships	317	8.6%	27
<b>Total for Entity</b>	<b>\$317</b>		<b>\$27</b>
<b>Bartlett Township (Todd)</b>			
Minnesota Association of Townships	480	8.6%	41
<b>Total for Entity</b>	<b>\$480</b>		<b>\$41</b>



**Table 5**  
**2014 Lobbying Expenditures Paid With Association Dues**  
**Listed by Entity**

<b>Name of Entity (County)</b> <b>Association Name</b>	<b>Total Local Government Dues</b>	<b>Proportion of Dues Used for Lobbying</b>	<b>Total Dues Used for Lobbying</b>
<b>Barto Township (Roseau)</b>			
Minnesota Association of Townships	314	8.6%	27
<b>Total for Entity</b>	<b>\$314</b>		<b>\$27</b>
<b>Bashaw Township (Brown)</b>			
Minnesota Association of Townships	346	8.6%	30
<b>Total for Entity</b>	<b>\$346</b>		<b>\$30</b>
<b>Bassett Township (Saint Louis)</b>			
Minnesota Association of Townships	283	8.6%	24
<b>Total for Entity</b>	<b>\$283</b>		<b>\$24</b>
<b>Bath Township (Freeborn)</b>			
Minnesota Association of Townships	479	8.6%	41
<b>Total for Entity</b>	<b>\$479</b>		<b>\$41</b>
<b>Battle Plain Township (Rock)</b>			
Minnesota Association of Townships	331	8.6%	28
<b>Total for Entity</b>	<b>\$331</b>		<b>\$28</b>
<b>Baxter Township (Lac qui Parle)</b>			
Minnesota Association of Townships	333	8.6%	29
<b>Total for Entity</b>	<b>\$333</b>		<b>\$29</b>
<b>Bay Lake Township (Crow Wing)</b>			
Minnesota Association of Townships	637	8.6%	55
<b>Total for Entity</b>	<b>\$637</b>		<b>\$55</b>
<b>Baytown Township (Washington)</b>			
Minnesota Association of Townships	927	8.6%	80
<b>Total for Entity</b>	<b>\$927</b>		<b>\$80</b>
<b>Bear Creek Township (Clearwater)</b>			
Minnesota Association of Townships	306	8.6%	26
<b>Total for Entity</b>	<b>\$306</b>		<b>\$26</b>
<b>Bear Park Township (Norman)</b>			
Minnesota Association of Townships	330	8.6%	28
<b>Total for Entity</b>	<b>\$330</b>		<b>\$28</b>

**Table 5**  
**2014 Lobbying Expenditures Paid With Association Dues**  
**Listed by Entity**

<b>Name of Entity (County)</b> <b>Association Name</b>	<b>Total Local Government Dues</b>	<b>Proportion of Dues Used for Lobbying</b>	<b>Total Dues Used for Lobbying</b>
<b>Bearville Township (Itasca)</b>			
Minnesota Association of Townships	337	8.6%	29
<b>Total for Entity</b>	<b>\$337</b>		<b>\$29</b>
<b>Beatty Township (Saint Louis)</b>			
Minnesota Association of Townships	456	8.6%	39
<b>Total for Entity</b>	<b>\$456</b>		<b>\$39</b>
<b>Beauford Township (Blue Earth)</b>			
Minnesota Association of Townships	471	8.6%	41
<b>Total for Entity</b>	<b>\$471</b>		<b>\$41</b>
<b>Beaulieu Township (Mahnommen)</b>			
Minnesota Association of Townships	305	8.6%	26
<b>Total for Entity</b>	<b>\$305</b>		<b>\$26</b>
<b>Beaver Bay Township (Lake)</b>			
Minnesota Association of Townships	491	8.6%	42
<b>Total for Entity</b>	<b>\$491</b>		<b>\$42</b>
<b>Beaver Creek Township (Rock)</b>			
Minnesota Association of Townships	462	8.6%	40
<b>Total for Entity</b>	<b>\$462</b>		<b>\$40</b>
<b>Beaver Falls Township (Renville)</b>			
Minnesota Association of Townships	332	8.6%	29
<b>Total for Entity</b>	<b>\$332</b>		<b>\$29</b>
<b>Beaver Township (Aitkin)</b>			
Minnesota Association of Townships	286	8.6%	25
<b>Total for Entity</b>	<b>\$286</b>		<b>\$25</b>
<b>Beaver Township (Fillmore)</b>			
Minnesota Association of Townships	347	8.6%	30
<b>Total for Entity</b>	<b>\$347</b>		<b>\$30</b>
<b>Beaver Township (Roseau)</b>			
Minnesota Association of Townships	303	8.6%	26
<b>Total for Entity</b>	<b>\$303</b>		<b>\$26</b>

**Table 5**  
**2014 Lobbying Expenditures Paid With Association Dues**  
**Listed by Entity**

Name of Entity (County) Association Name	Total Local Government Dues	Proportion of Dues Used for Lobbying	Total Dues Used for Lobbying
<b>Becker County</b>			
Association of Minnesota Counties	13,351	14.4%	1,923
Minnesota Rural Counties Caucus	2,100	50.0%	1,050
<b>Total for Entity</b>	<b>\$15,451</b>		<b>\$2,973</b>
<b>Becker Soil and Water Conservation District</b>			
Minnesota Association of Soil and Water Conservation Districts	2,866	12.0%	344
<b>Total for Entity</b>	<b>\$2,866</b>		<b>\$344</b>
<b>Becker Township (Cass)</b>			
Minnesota Association of Townships	504	8.6%	43
<b>Total for Entity</b>	<b>\$504</b>		<b>\$43</b>
<b>Becker Township (Sherburne)</b>			
Minnesota Association of Townships	1,990	8.6%	171
<b>Total for Entity</b>	<b>\$1,990</b>		<b>\$171</b>
<b>Bejou Township (Mahnomen)</b>			
Minnesota Association of Townships	297	8.6%	26
<b>Total for Entity</b>	<b>\$297</b>		<b>\$26</b>
<b>Belfast Township (Murray)</b>			
Minnesota Association of Townships	329	8.6%	28
<b>Total for Entity</b>	<b>\$329</b>		<b>\$28</b>
<b>Belgium Township (Polk)</b>			
Minnesota Association of Townships	295	8.6%	25
<b>Total for Entity</b>	<b>\$295</b>		<b>\$25</b>
<b>Belgrade Township (Nicollet)</b>			
Highway 14 Partnership	200	100.0%	200
Minnesota Association of Townships	744	8.6%	64
<b>Total for Entity</b>	<b>\$944</b>		<b>\$264</b>
<b>Belle Creek Township (Goodhue)</b>			
Minnesota Association of Townships	504	8.6%	43
<b>Total for Entity</b>	<b>\$504</b>		<b>\$43</b>

**Table 5**  
**2014 Lobbying Expenditures Paid With Association Dues**  
**Listed by Entity**

<b>Name of Entity (County)</b> <b>Association Name</b>	<b>Total Local Government Dues</b>	<b>Proportion of Dues Used for Lobbying</b>	<b>Total Dues Used for Lobbying</b>
<b>Belle Plaine Township (Scott)</b>			
Minnesota Association of Townships	623	8.6%	54
<b>Total for Entity</b>	<b>\$623</b>		<b>\$54</b>
<b>Belle Prairie Township (Morrison)</b>			
Minnesota Association of Townships	756	8.6%	65
<b>Total for Entity</b>	<b>\$756</b>		<b>\$65</b>
<b>Belle River Township (Douglas)</b>			
Minnesota Association of Townships	449	8.6%	39
<b>Total for Entity</b>	<b>\$449</b>		<b>\$39</b>
<b>Bellevue Township (Morrison)</b>			
Minnesota Association of Townships	761	8.6%	65
<b>Total for Entity</b>	<b>\$761</b>		<b>\$65</b>
<b>Belmont Township (Jackson)</b>			
Minnesota Association of Townships	339	8.6%	29
<b>Total for Entity</b>	<b>\$339</b>		<b>\$29</b>
<b>Beltrami County</b>			
Association of Minnesota Counties	15,148	14.4%	2,181
Minnesota Rural Counties Caucus	2,100	50.0%	1,050
<b>Total for Entity</b>	<b>\$17,248</b>		<b>\$3,231</b>
<b>Beltrami Soil and Water Conservation District</b>			
Minnesota Association of Soil and Water Conservation Districts	2,866	12.0%	344
<b>Total for Entity</b>	<b>\$2,866</b>		<b>\$344</b>
<b>Belvidere Township (Goodhue)</b>			
Minnesota Association of Townships	489	8.6%	42
<b>Total for Entity</b>	<b>\$489</b>		<b>\$42</b>
<b>Bemidji Township (Beltrami)</b>			
Minnesota Association of Townships	1,432	8.6%	123
<b>Total for Entity</b>	<b>\$1,432</b>		<b>\$123</b>
<b>Ben Wade Township (Pope)</b>			
Minnesota Association of Townships	350	8.6%	30
<b>Total for Entity</b>	<b>\$350</b>		<b>\$30</b>

**Table 5**  
**2014 Lobbying Expenditures Paid With Association Dues**  
**Listed by Entity**

<b>Name of Entity (County)</b> <b>Association Name</b>	<b>Total Local Government Dues</b>	<b>Proportion of Dues Used for Lobbying</b>	<b>Total Dues Used for Lobbying</b>
<b>Bennington Township (Mower)</b>			
Minnesota Association of Townships	324	8.6%	28
<b>Total for Entity</b>	<b>\$324</b>		<b>\$28</b>
<b>Benson Township (Swift)</b>			
Minnesota Association of Townships	443	8.6%	38
<b>Total for Entity</b>	<b>\$443</b>		<b>\$38</b>
<b>Benton County</b>			
Association of Minnesota Counties	14,032	14.4%	2,021
Minnesota Inter-County Association	9,902	27.5%	2,723
<b>Total for Entity</b>	<b>\$23,934</b>		<b>\$4,744</b>
<b>Benton Soil and Water Conservation District</b>			
Minnesota Association of Soil and Water Conservation Districts	2,866	12.0%	344
<b>Total for Entity</b>	<b>\$2,866</b>		<b>\$344</b>
<b>Benton Township (Carver)</b>			
Minnesota Association of Townships	593	8.6%	51
<b>Total for Entity</b>	<b>\$593</b>		<b>\$51</b>
<b>Benville Township (Beltrami)</b>			
Minnesota Association of Townships	297	8.6%	26
<b>Total for Entity</b>	<b>\$297</b>		<b>\$26</b>
<b>Bergen Township (McLeod)</b>			
Minnesota Association of Townships	650	8.6%	56
<b>Total for Entity</b>	<b>\$650</b>		<b>\$56</b>
<b>Berlin Township (Steele)</b>			
Minnesota Association of Townships	507	8.6%	44
<b>Total for Entity</b>	<b>\$507</b>		<b>\$44</b>
<b>Bernadotte Township (Nicollet)</b>			
Minnesota Association of Townships	426	8.6%	37
<b>Total for Entity</b>	<b>\$426</b>		<b>\$37</b>
<b>Bertha Township (Todd)</b>			
Minnesota Association of Townships	470	8.6%	40
<b>Total for Entity</b>	<b>\$470</b>		<b>\$40</b>

**Table 5**  
**2014 Lobbying Expenditures Paid With Association Dues**  
**Listed by Entity**

<b>Name of Entity (County)</b> <b>Association Name</b>	<b>Total Local Government Dues</b>	<b>Proportion of Dues Used for Lobbying</b>	<b>Total Dues Used for Lobbying</b>
<b>Beseman Township (Carlton)</b>			
Minnesota Association of Townships	313	8.6%	27
<b>Total for Entity</b>	<b>\$313</b>		<b>\$27</b>
<b>Beulah Township (Cass)</b>			
Minnesota Association of Townships	291	8.6%	25
<b>Total for Entity</b>	<b>\$291</b>		<b>\$25</b>
<b>Big Bend Township (Chippewa)</b>			
Minnesota Association of Townships	346	8.6%	30
<b>Total for Entity</b>	<b>\$346</b>		<b>\$30</b>
<b>Big Lake Township (Sherburne)</b>			
Minnesota Association of Townships	2,779	8.6%	239
<b>Total for Entity</b>	<b>\$2,779</b>		<b>\$239</b>
<b>Big Stone County</b>			
Association of Minnesota Counties	4,954	14.4%	713
<b>Total for Entity</b>	<b>\$4,954</b>		<b>\$713</b>
<b>Big Stone Soil and Water Conservation District</b>			
Minnesota Association of Soil and Water Conservation Districts	1,966	12.0%	236
<b>Total for Entity</b>	<b>\$1,966</b>		<b>\$236</b>
<b>Big Stone Township (Big Stone)</b>			
Minnesota Association of Townships	427	8.6%	37
<b>Total for Entity</b>	<b>\$427</b>		<b>\$37</b>
<b>Big Woods Township (Marshall)</b>			
Minnesota Association of Townships	458	8.6%	39
<b>Total for Entity</b>	<b>\$458</b>		<b>\$39</b>
<b>Bigelow Township (Nobles)</b>			
Minnesota Association of Townships	443	8.6%	38
<b>Total for Entity</b>	<b>\$443</b>		<b>\$38</b>
<b>Bigfork Township (Itasca)</b>			
Minnesota Association of Townships	286	8.6%	25
<b>Total for Entity</b>	<b>\$286</b>		<b>\$25</b>

**Table 5**  
**2014 Lobbying Expenditures Paid With Association Dues**  
**Listed by Entity**

<b>Name of Entity (County)</b> <b>Association Name</b>	<b>Total Local Government Dues</b>	<b>Proportion of Dues Used for Lobbying</b>	<b>Total Dues Used for Lobbying</b>
<b>Birch Cooley Township (Renville)</b>			
Minnesota Association of Townships	348	8.6%	30
<b>Total for Entity</b>	<b>\$348</b>		<b>\$30</b>
<b>Birch Creek Township (Pine)</b>			
Minnesota Association of Townships	342	8.6%	29
<b>Total for Entity</b>	<b>\$342</b>		<b>\$29</b>
<b>Birch Lake Township (Cass)</b>			
Minnesota Association of Townships	506	8.6%	44
<b>Total for Entity</b>	<b>\$506</b>		<b>\$44</b>
<b>Birch Township (Beltrami)</b>			
Minnesota Association of Townships	309	8.6%	27
<b>Total for Entity</b>	<b>\$309</b>		<b>\$27</b>
<b>Birchdale Township (Todd)</b>			
Minnesota Association of Townships	615	8.6%	53
<b>Total for Entity</b>	<b>\$615</b>		<b>\$53</b>
<b>Bird Island Township (Renville)</b>			
Minnesota Association of Townships	332	8.6%	29
<b>Total for Entity</b>	<b>\$332</b>		<b>\$29</b>
<b>Bismarck Township (Sibley)</b>			
Minnesota Association of Townships	441	8.6%	38
<b>Total for Entity</b>	<b>\$441</b>		<b>\$38</b>
<b>Biwabik Township (Saint Louis)</b>			
Minnesota Association of Townships	596	8.6%	51
<b>Total for Entity</b>	<b>\$596</b>		<b>\$51</b>
<b>Black Hammer Township (Houston)</b>			
Minnesota Association of Townships	346	8.6%	30
<b>Total for Entity</b>	<b>\$346</b>		<b>\$30</b>
<b>Black River Township (Pennington)</b>			
Minnesota Association of Townships	297	8.6%	26
<b>Total for Entity</b>	<b>\$297</b>		<b>\$26</b>

**Table 5**  
**2014 Lobbying Expenditures Paid With Association Dues**  
**Listed by Entity**

<b>Name of Entity (County)</b> <b>Association Name</b>	<b>Total Local Government Dues</b>	<b>Proportion of Dues Used for Lobbying</b>	<b>Total Dues Used for Lobbying</b>
<b>Blackberry Township (Itasca)</b>			
Minnesota Association of Townships	625	8.6%	54
<b>Total for Entity</b>	<b>\$625</b>		<b>\$54</b>
<b>Blackhoof Township (Carlton)</b>			
Minnesota Association of Townships	622	8.6%	53
<b>Total for Entity</b>	<b>\$622</b>		<b>\$53</b>
<b>Blakeley Township (Scott)</b>			
Minnesota Association of Townships	476	8.6%	41
<b>Total for Entity</b>	<b>\$476</b>		<b>\$41</b>
<b>Blind Lake Township (Cass)</b>			
Minnesota Association of Townships	296	8.6%	25
<b>Total for Entity</b>	<b>\$296</b>		<b>\$25</b>
<b>Bloom Township (Nobles)</b>			
Minnesota Association of Townships	320	8.6%	28
<b>Total for Entity</b>	<b>\$320</b>		<b>\$28</b>
<b>Bloomer Township (Marshall)</b>			
Minnesota Association of Townships	298	8.6%	26
<b>Total for Entity</b>	<b>\$298</b>		<b>\$26</b>
<b>Bloomfield Township (Fillmore)</b>			
Minnesota Association of Townships	450	8.6%	39
<b>Total for Entity</b>	<b>\$450</b>		<b>\$39</b>
<b>Blooming Grove Township (Waseca)</b>			
Minnesota Association of Townships	513	8.6%	44
<b>Total for Entity</b>	<b>\$513</b>		<b>\$44</b>
<b>Blooming Prairie Township (Steele)</b>			
Minnesota Association of Townships	473	8.6%	41
<b>Total for Entity</b>	<b>\$473</b>		<b>\$41</b>
<b>Blowers Township (Otter Tail)</b>			
Minnesota Association of Townships	442	8.6%	38
<b>Total for Entity</b>	<b>\$442</b>		<b>\$38</b>



**Table 5**  
**2014 Lobbying Expenditures Paid With Association Dues**  
**Listed by Entity**

Name of Entity (County) Association Name	Total Local Government Dues	Proportion of Dues Used for Lobbying	Total Dues Used for Lobbying
<b>Blue Earth City Township (Faribault)</b>			
Minnesota Association of Townships	460	8.6%	40
<b>Total for Entity</b>	<b>\$460</b>		<b>\$40</b>
<b>Blue Earth County</b>			
Association of Minnesota Counties	18,783	14.4%	2,705
Highway 14 Partnership	3,500	100.0%	3,500
Minnesota Inter-County Association	16,585	27.5%	4,561
<b>Total for Entity</b>	<b>\$38,868</b>		<b>\$10,766</b>
<b>Blue Earth Soil and Water Conservation District</b>			
Minnesota Association of Soil and Water Conservation Districts	2,866	12.0%	344
<b>Total for Entity</b>	<b>\$2,866</b>		<b>\$344</b>
<b>Blue Hill Township (Sherburne)</b>			
Minnesota Association of Townships	1,114	8.6%	96
<b>Total for Entity</b>	<b>\$1,114</b>		<b>\$96</b>
<b>Blue Mounds Township (Pope)</b>			
Minnesota Association of Townships	329	8.6%	28
<b>Total for Entity</b>	<b>\$329</b>		<b>\$28</b>
<b>Blueberry Township (Wadena)</b>			
Minnesota Association of Townships	574	8.6%	49
<b>Total for Entity</b>	<b>\$574</b>		<b>\$49</b>
<b>Bluffton Township (Otter Tail)</b>			
Minnesota Association of Townships	493	8.6%	42
<b>Total for Entity</b>	<b>\$493</b>		<b>\$42</b>
<b>Bogus Brook Township (Mille Lacs)</b>			
Minnesota Association of Townships	858	8.6%	74
<b>Total for Entity</b>	<b>\$858</b>		<b>\$74</b>
<b>Bois de Sioux Watershed District</b>			
League of Minnesota Cities	1,677	10.1%	169
Minnesota Association of Watershed Districts	3,500	47.5%	1,662
<b>Total for Entity</b>	<b>\$5,177</b>		<b>\$1,831</b>

**Table 5**  
**2014 Lobbying Expenditures Paid With Association Dues**  
**Listed by Entity**

<b>Name of Entity (County)</b> <b>Association Name</b>	<b>Total Local Government Dues</b>	<b>Proportion of Dues Used for Lobbying</b>	<b>Total Dues Used for Lobbying</b>
<b>Bondin Township (Murray)</b>			
Minnesota Association of Townships	425	8.6%	37
<b>Total for Entity</b>	<b>\$425</b>		<b>\$37</b>
<b>Boon Lake Township (Renville)</b>			
Minnesota Association of Townships	456	8.6%	39
<b>Total for Entity</b>	<b>\$456</b>		<b>\$39</b>
<b>Borgholm Township (Mille Lacs)</b>			
Minnesota Association of Townships	950	8.6%	82
<b>Total for Entity</b>	<b>\$950</b>		<b>\$82</b>
<b>Bowstring Township (Itasca)</b>			
Minnesota Association of Townships	345	8.6%	30
<b>Total for Entity</b>	<b>\$345</b>		<b>\$30</b>
<b>Boxville Township (Marshall)</b>			
Minnesota Association of Townships	282	8.6%	24
<b>Total for Entity</b>	<b>\$282</b>		<b>\$24</b>
<b>Boy Lake Township (Cass)</b>			
Minnesota Association of Townships	421	8.6%	36
<b>Total for Entity</b>	<b>\$421</b>		<b>\$36</b>
<b>Boy River Township (Cass)</b>			
Minnesota Association of Townships	297	8.6%	26
<b>Total for Entity</b>	<b>\$297</b>		<b>\$26</b>
<b>Bradbury Township (Mille Lacs)</b>			
Minnesota Association of Townships	424	8.6%	36
<b>Total for Entity</b>	<b>\$424</b>		<b>\$36</b>
<b>Bradford Township (Isanti)</b>			
Minnesota Association of Townships	1,497	8.6%	129
<b>Total for Entity</b>	<b>\$1,497</b>		<b>\$129</b>
<b>Bradford Township (Wilkin)</b>			
Minnesota Association of Townships	299	8.6%	26
<b>Total for Entity</b>	<b>\$299</b>		<b>\$26</b>

**Table 5**  
**2014 Lobbying Expenditures Paid With Association Dues**  
**Listed by Entity**

<b>Name of Entity (County)</b> <b>Association Name</b>	<b>Total Local Government Dues</b>	<b>Proportion of Dues Used for Lobbying</b>	<b>Total Dues Used for Lobbying</b>
<b>Brandon Township (Douglas)</b>			
Minnesota Association of Townships	565	8.6%	49
<b>Total for Entity</b>	<b>\$565</b>		<b>\$49</b>
<b>Brandrup Township (Wilkin)</b>			
Minnesota Association of Townships	322	8.6%	28
<b>Total for Entity</b>	<b>\$322</b>		<b>\$28</b>
<b>Brandsvold Township (Polk)</b>			
Minnesota Association of Townships	348	8.6%	30
<b>Total for Entity</b>	<b>\$348</b>		<b>\$30</b>
<b>Brandt Township (Polk)</b>			
Minnesota Association of Townships	286	8.6%	25
<b>Total for Entity</b>	<b>\$286</b>		<b>\$25</b>
<b>Bray Township (Pennington)</b>			
Minnesota Association of Townships	290	8.6%	25
<b>Total for Entity</b>	<b>\$290</b>		<b>\$25</b>
<b>Breckenridge Township (Wilkin)</b>			
Minnesota Association of Townships	422	8.6%	36
<b>Total for Entity</b>	<b>\$422</b>		<b>\$36</b>
<b>Breitung Township (Saint Louis)</b>			
League of Minnesota Cities	710	10.1%	72
Minnesota Association of Townships	531	8.6%	46
<b>Total for Entity</b>	<b>\$1,241</b>		<b>\$118</b>
<b>Bremen Township (Pine)</b>			
Minnesota Association of Townships	345	8.6%	30
<b>Total for Entity</b>	<b>\$345</b>		<b>\$30</b>
<b>Brevator Township (Saint Louis)</b>			
Minnesota Association of Townships	816	8.6%	70
<b>Total for Entity</b>	<b>\$816</b>		<b>\$70</b>
<b>Bridgewater Township (Rice)</b>			
Minnesota Association of Townships	983	8.6%	85
<b>Total for Entity</b>	<b>\$983</b>		<b>\$85</b>

**Table 5**  
**2014 Lobbying Expenditures Paid With Association Dues**  
**Listed by Entity**

Name of Entity (County) Association Name	Total Local Government Dues	Proportion of Dues Used for Lobbying	Total Dues Used for Lobbying
<b>Brighton Township (Nicollet)</b>			
Minnesota Association of Townships	318	8.6%	27
<b>Total for Entity</b>	<b>\$318</b>		<b>\$27</b>
<b>Brislet Township (Polk)</b>			
Minnesota Association of Townships	286	8.6%	25
<b>Total for Entity</b>	<b>\$286</b>		<b>\$25</b>
<b>Bristol Township (Fillmore)</b>			
Minnesota Association of Townships	466	8.6%	40
<b>Total for Entity</b>	<b>\$466</b>		<b>\$40</b>
<b>Brockway Township (Stearns)</b>			
Minnesota Association of Townships	1,281	8.6%	110
<b>Total for Entity</b>	<b>\$1,281</b>		<b>\$110</b>
<b>Brook Park Township (Pine)</b>			
Minnesota Association of Townships	503	8.6%	43
<b>Total for Entity</b>	<b>\$503</b>		<b>\$43</b>
<b>Brookfield Township (Renville)</b>			
Minnesota Association of Townships	318	8.6%	27
<b>Total for Entity</b>	<b>\$318</b>		<b>\$27</b>
<b>Brookville Township (Redwood)</b>			
Minnesota Association of Townships	339	8.6%	29
<b>Total for Entity</b>	<b>\$339</b>		<b>\$29</b>
<b>Brown County</b>			
Association of Minnesota Counties	11,217	14.4%	1,615
Highway 14 Partnership	2,500	100.0%	2,500
<b>Total for Entity</b>	<b>\$13,717</b>		<b>\$4,115</b>
<b>Brown Soil and Water Conservation District</b>			
Minnesota Association of Soil and Water Conservation Districts	2,851	12.0%	342
<b>Total for Entity</b>	<b>\$2,851</b>		<b>\$342</b>
<b>Browns Creek Township (Red Lake)</b>			
Minnesota Association of Townships	284	8.6%	24
<b>Total for Entity</b>	<b>\$284</b>		<b>\$24</b>

**Table 5**  
**2014 Lobbying Expenditures Paid With Association Dues**  
**Listed by Entity**

<b>Name of Entity (County)</b> <b>Association Name</b>	<b>Total Local Government Dues</b>	<b>Proportion of Dues Used for Lobbying</b>	<b>Total Dues Used for Lobbying</b>
<b>Browns Creek Watershed District</b>			
League of Minnesota Cities	1,677	10.1%	169
Minnesota Association of Watershed Districts	1,969	47.5%	935
<b>Total for Entity</b>	<b>\$3,646</b>		<b>\$1,104</b>
<b>Browns Valley Township (Big Stone)</b>			
Minnesota Association of Townships	309	8.6%	27
<b>Total for Entity</b>	<b>\$309</b>		<b>\$27</b>
<b>Brownsville Township (Houston)</b>			
Minnesota Association of Townships	481	8.6%	41
<b>Total for Entity</b>	<b>\$481</b>		<b>\$41</b>
<b>Bruce Township (Todd)</b>			
Minnesota Association of Townships	523	8.6%	45
<b>Total for Entity</b>	<b>\$523</b>		<b>\$45</b>
<b>Bruno Township (Pine)</b>			
Minnesota Association of Townships	327	8.6%	28
<b>Total for Entity</b>	<b>\$327</b>		<b>\$28</b>
<b>Brunswick Township (Kanabec)</b>			
Minnesota Association of Townships	830	8.6%	71
<b>Total for Entity</b>	<b>\$830</b>		<b>\$71</b>
<b>Brush Creek Township (Faribault)</b>			
Minnesota Association of Townships	340	8.6%	29
<b>Total for Entity</b>	<b>\$340</b>		<b>\$29</b>
<b>Buckman Township (Morrison)</b>			
Minnesota Association of Townships	572	8.6%	49
<b>Total for Entity</b>	<b>\$572</b>		<b>\$49</b>
<b>Buffalo Creek Watershed District</b>			
League of Minnesota Cities	1,677	10.1%	169
Minnesota Association of Watershed Districts	2,744	47.5%	1,303
<b>Total for Entity</b>	<b>\$4,421</b>		<b>\$1,472</b>

**Table 5**  
**2014 Lobbying Expenditures Paid With Association Dues**  
**Listed by Entity**

<b>Name of Entity (County)</b> <b>Association Name</b>	<b>Total Local Government Dues</b>	<b>Proportion of Dues Used for Lobbying</b>	<b>Total Dues Used for Lobbying</b>
<b>Buffalo Township (Wright)</b>			
Minnesota Association of Townships	999	8.6%	86
<b>Total for Entity</b>	<b>\$999</b>		<b>\$86</b>
<b>Buffalo-Red River Watershed District</b>			
Minnesota Association of Watershed Districts	3,500	47.5%	1,662
<b>Total for Entity</b>	<b>\$3,500</b>		<b>\$1,662</b>
<b>Buh Township (Morrison)</b>			
Minnesota Association of Townships	508	8.6%	44
<b>Total for Entity</b>	<b>\$508</b>		<b>\$44</b>
<b>Bull Moose Township (Cass)</b>			
Minnesota Association of Townships	312	8.6%	27
<b>Total for Entity</b>	<b>\$312</b>		<b>\$27</b>
<b>Bullard Township (Wadena)</b>			
Minnesota Association of Townships	340	8.6%	29
<b>Total for Entity</b>	<b>\$340</b>		<b>\$29</b>
<b>Bungo Township (Cass)</b>			
Minnesota Association of Townships	328	8.6%	28
<b>Total for Entity</b>	<b>\$328</b>		<b>\$28</b>
<b>Burbank Township (Kandiyohi)</b>			
Minnesota Association of Townships	522	8.6%	45
<b>Total for Entity</b>	<b>\$522</b>		<b>\$45</b>
<b>Burke Township (Pipestone)</b>			
Minnesota Association of Townships	335	8.6%	29
<b>Total for Entity</b>	<b>\$335</b>		<b>\$29</b>
<b>Burleene Township (Todd)</b>			
Minnesota Association of Townships	448	8.6%	39
<b>Total for Entity</b>	<b>\$448</b>		<b>\$39</b>
<b>Burlington Township (Becker)</b>			
Minnesota Association of Townships	908	8.6%	78
<b>Total for Entity</b>	<b>\$908</b>		<b>\$78</b>

**Table 5**  
**2014 Lobbying Expenditures Paid With Association Dues**  
**Listed by Entity**

<b>Name of Entity (County)</b> <b>Association Name</b>	<b>Total Local Government Dues</b>	<b>Proportion of Dues Used for Lobbying</b>	<b>Total Dues Used for Lobbying</b>
<b>Burnhamville Township (Todd)</b>			
Minnesota Association of Townships	577	8.6%	50
<b>Total for Entity</b>	<b>\$577</b>		<b>\$50</b>
<b>Burnstown Township (Brown)</b>			
Minnesota Association of Townships	424	8.6%	36
<b>Total for Entity</b>	<b>\$424</b>		<b>\$36</b>
<b>Burton Township (Yellow Medicine)</b>			
Minnesota Association of Townships	315	8.6%	27
<b>Total for Entity</b>	<b>\$315</b>		<b>\$27</b>
<b>Buse Township (Otter Tail)</b>			
Minnesota Association of Townships	497	8.6%	43
<b>Total for Entity</b>	<b>\$497</b>		<b>\$43</b>
<b>Butler Township (Otter Tail)</b>			
Minnesota Association of Townships	430	8.6%	37
<b>Total for Entity</b>	<b>\$430</b>		<b>\$37</b>
<b>Butterfield Township (Watonwan)</b>			
Minnesota Association of Townships	338	8.6%	29
<b>Total for Entity</b>	<b>\$338</b>		<b>\$29</b>
<b>Butternut Valley Township (Blue Earth)</b>			
Minnesota Association of Townships	444	8.6%	38
<b>Total for Entity</b>	<b>\$444</b>		<b>\$38</b>
<b>Buzzle Township (Beltrami)</b>			
Minnesota Association of Townships	439	8.6%	38
<b>Total for Entity</b>	<b>\$439</b>		<b>\$38</b>
<b>Bygland Township (Polk)</b>			
Minnesota Association of Townships	425	8.6%	37
<b>Total for Entity</b>	<b>\$425</b>		<b>\$37</b>
<b>Byron Township (Cass)</b>			
Minnesota Association of Townships	315	8.6%	27
<b>Total for Entity</b>	<b>\$315</b>		<b>\$27</b>

**Table 5**  
**2014 Lobbying Expenditures Paid With Association Dues**  
**Listed by Entity**

<b>Name of Entity (County)</b> <b>Association Name</b>	<b>Total Local Government Dues</b>	<b>Proportion of Dues Used for Lobbying</b>	<b>Total Dues Used for Lobbying</b>
<b>Byron Township (Waseca)</b>			
Minnesota Association of Townships	344	8.6%	30
<b>Total for Entity</b>	<b>\$344</b>		<b>\$30</b>
<b>Cairo Township (Renville)</b>			
Minnesota Association of Townships	341	8.6%	29
<b>Total for Entity</b>	<b>\$341</b>		<b>\$29</b>
<b>Caledonia Township (Houston)</b>			
Minnesota Association of Townships	541	8.6%	47
<b>Total for Entity</b>	<b>\$541</b>		<b>\$47</b>
<b>Callaway Township (Becker)</b>			
Minnesota Association of Townships	432	8.6%	37
<b>Total for Entity</b>	<b>\$432</b>		<b>\$37</b>
<b>Cambria Township (Blue Earth)</b>			
Minnesota Association of Townships	422	8.6%	36
<b>Total for Entity</b>	<b>\$422</b>		<b>\$36</b>
<b>Cambridge Township (Isanti)</b>			
Minnesota Association of Townships	1,172	8.6%	101
<b>Total for Entity</b>	<b>\$1,172</b>		<b>\$101</b>
<b>Camden Township (Carver)</b>			
Minnesota Association of Townships	644	8.6%	55
<b>Total for Entity</b>	<b>\$644</b>		<b>\$55</b>
<b>Cameron Township (Murray)</b>			
Minnesota Association of Townships	312	8.6%	27
<b>Total for Entity</b>	<b>\$312</b>		<b>\$27</b>
<b>Camp 5 Township (Saint Louis)</b>			
Minnesota Association of Townships	281	8.6%	24
<b>Total for Entity</b>	<b>\$281</b>		<b>\$24</b>
<b>Camp Lake Township (Swift)</b>			
Minnesota Association of Townships	336	8.6%	29
<b>Total for Entity</b>	<b>\$336</b>		<b>\$29</b>



**Table 5**  
**2014 Lobbying Expenditures Paid With Association Dues**  
**Listed by Entity**

<b>Name of Entity (County)</b> <b>Association Name</b>	<b>Total Local Government Dues</b>	<b>Proportion of Dues Used for Lobbying</b>	<b>Total Dues Used for Lobbying</b>
<b>Camp Release Township (Lac qui Parle)</b>			
Minnesota Association of Townships	439	8.6%	38
<b>Total for Entity</b>	<b>\$439</b>		<b>\$38</b>
<b>Camp Township (Renville)</b>			
Minnesota Association of Townships	329	8.6%	28
<b>Total for Entity</b>	<b>\$329</b>		<b>\$28</b>
<b>Campbell Township (Wilkin)</b>			
Minnesota Association of Townships	290	8.6%	25
<b>Total for Entity</b>	<b>\$290</b>		<b>\$25</b>
<b>Candor Township (Otter Tail)</b>			
Minnesota Association of Townships	517	8.6%	44
<b>Total for Entity</b>	<b>\$517</b>		<b>\$44</b>
<b>Canisteo Township (Dodge)</b>			
Minnesota Association of Townships	549	8.6%	47
<b>Total for Entity</b>	<b>\$549</b>		<b>\$47</b>
<b>Cannon City Township (Rice)</b>			
Minnesota Association of Townships	801	8.6%	69
<b>Total for Entity</b>	<b>\$801</b>		<b>\$69</b>
<b>Cannon Falls Township (Goodhue)</b>			
Minnesota Association of Townships	752	8.6%	65
<b>Total for Entity</b>	<b>\$752</b>		<b>\$65</b>
<b>Cannon Township (Kittson)</b>			
Minnesota Association of Townships	275	8.6%	24
<b>Total for Entity</b>	<b>\$275</b>		<b>\$24</b>
<b>Canosia Township (Saint Louis)</b>			
Minnesota Association of Townships	1,107	8.6%	95
<b>Total for Entity</b>	<b>\$1,107</b>		<b>\$95</b>
<b>Canton Township (Fillmore)</b>			
Minnesota Association of Townships	572	8.6%	49
<b>Total for Entity</b>	<b>\$572</b>		<b>\$49</b>

**Table 5**  
**2014 Lobbying Expenditures Paid With Association Dues**  
**Listed by Entity**

<b>Name of Entity (County)</b> <b>Association Name</b>	<b>Total Local Government Dues</b>	<b>Proportion of Dues Used for Lobbying</b>	<b>Total Dues Used for Lobbying</b>
<b>Capitol Region Watershed District</b>			
League of Minnesota Cities	1,677	10.1%	169
Minnesota Association of Watershed Districts	3,500	47.5%	1,662
<b>Total for Entity</b>	<b>\$5,177</b>		<b>\$1,831</b>
<b>Caribou Township (Kittson)</b>			
Minnesota Association of Townships	286	8.6%	25
<b>Total for Entity</b>	<b>\$286</b>		<b>\$25</b>
<b>Carimona Township (Fillmore)</b>			
Minnesota Association of Townships	434	8.6%	37
<b>Total for Entity</b>	<b>\$434</b>		<b>\$37</b>
<b>Carlisle Township (Otter Tail)</b>			
Minnesota Association of Townships	318	8.6%	27
<b>Total for Entity</b>	<b>\$318</b>		<b>\$27</b>
<b>Carlos Township (Douglas)</b>			
Minnesota Association of Townships	1,055	8.6%	91
<b>Total for Entity</b>	<b>\$1,055</b>		<b>\$91</b>
<b>Carlston Township (Freeborn)</b>			
Minnesota Association of Townships	436	8.6%	37
<b>Total for Entity</b>	<b>\$436</b>		<b>\$37</b>
<b>Carlton County</b>			
Arrowhead Counties Association	2,750	55.0%	1,512
Association of Minnesota Counties	12,928	14.4%	1,862
<b>Total for Entity</b>	<b>\$15,678</b>		<b>\$3,374</b>
<b>Carlton Soil and Water Conservation District</b>			
Minnesota Association of Soil and Water Conservation Districts	2,866	12.0%	344
<b>Total for Entity</b>	<b>\$2,866</b>		<b>\$344</b>
<b>Carnelian-Marine-Saint Croix Watershed District</b>			
League of Minnesota Cities	1,677	10.1%	169
Minnesota Association of Watershed Districts	1,990	47.5%	945
<b>Total for Entity</b>	<b>\$3,667</b>		<b>\$1,114</b>

**Table 5**  
**2014 Lobbying Expenditures Paid With Association Dues**  
**Listed by Entity**

<b>Name of Entity (County)</b> <b>Association Name</b>	<b>Total Local Government Dues</b>	<b>Proportion of Dues Used for Lobbying</b>	<b>Total Dues Used for Lobbying</b>
<b>Carpenter Township (Itasca)</b>			
Minnesota Association of Townships	328	8.6%	28
<b>Total for Entity</b>	<b>\$328</b>		<b>\$28</b>
<b>Carrolton Township (Fillmore)</b>			
Minnesota Association of Townships	440	8.6%	38
<b>Total for Entity</b>	<b>\$440</b>		<b>\$38</b>
<b>Carson Township (Cottonwood)</b>			
Minnesota Association of Townships	428	8.6%	37
<b>Total for Entity</b>	<b>\$428</b>		<b>\$37</b>
<b>Carsonville Township (Becker)</b>			
Minnesota Association of Townships	341	8.6%	29
<b>Total for Entity</b>	<b>\$341</b>		<b>\$29</b>
<b>Carver County</b>			
Association of Minnesota Counties	22,962	14.4%	3,307
Minnesota Inter-County Association	23,845	27.5%	6,557
<b>Total for Entity</b>	<b>\$46,807</b>		<b>\$9,864</b>
<b>Carver Soil and Water Conservation District</b>			
Minnesota Association of Soil and Water Conservation Districts	2,866	12.0%	344
<b>Total for Entity</b>	<b>\$2,866</b>		<b>\$344</b>
<b>Carver-Scott Educational Cooperative - 930</b>			
Association of Metropolitan School Districts, Inc.	3,300	70.4%	2,323
<b>Total for Entity</b>	<b>\$3,300</b>		<b>\$2,323</b>
<b>Cascade Township (Olmsted)</b>			
Minnesota Association of Townships	1,317	8.6%	113
<b>Total for Entity</b>	<b>\$1,317</b>		<b>\$113</b>
<b>Cashel Township (Swift)</b>			
Minnesota Association of Townships	325	8.6%	28
<b>Total for Entity</b>	<b>\$325</b>		<b>\$28</b>
<b>Cass County</b>			
Association of Minnesota Counties	13,754	14.4%	1,981
<b>Total for Entity</b>	<b>\$13,754</b>		<b>\$1,981</b>

**Table 5**  
**2014 Lobbying Expenditures Paid With Association Dues**  
**Listed by Entity**

<b>Name of Entity (County)</b> <b>Association Name</b>	<b>Total Local Government Dues</b>	<b>Proportion of Dues Used for Lobbying</b>	<b>Total Dues Used for Lobbying</b>
<b>Cass Soil and Water Conservation District</b>			
Minnesota Association of Soil and Water Conservation Districts	2,866	12.0%	344
<b>Total for Entity</b>	<b>\$2,866</b>		<b>\$344</b>
<b>Castle Rock Township (Dakota)</b>			
Minnesota Association of Townships	847	8.6%	73
<b>Total for Entity</b>	<b>\$847</b>		<b>\$73</b>
<b>Cedar Lake Area Water and Sanitary Sewer District</b>			
League of Minnesota Cities	1,677	10.1%	169
<b>Total for Entity</b>	<b>\$1,677</b>		<b>\$169</b>
<b>Cedar Lake Township (Scott)</b>			
Minnesota Association of Townships	1,310	8.6%	113
<b>Total for Entity</b>	<b>\$1,310</b>		<b>\$113</b>
<b>Cedar Mills Township (Meeker)</b>			
Minnesota Association of Townships	483	8.6%	42
<b>Total for Entity</b>	<b>\$483</b>		<b>\$42</b>
<b>Cedar River Watershed District</b>			
Minnesota Association of Watershed Districts	2,959	47.5%	1,406
<b>Total for Entity</b>	<b>\$2,959</b>		<b>\$1,406</b>
<b>Cedar Township (Marshall)</b>			
Minnesota Association of Townships	298	8.6%	26
<b>Total for Entity</b>	<b>\$298</b>		<b>\$26</b>
<b>Cedar Township (Martin)</b>			
Minnesota Association of Townships	339	8.6%	29
<b>Total for Entity</b>	<b>\$339</b>		<b>\$29</b>
<b>Cedar Valley Township (Saint Louis)</b>			
Minnesota Association of Townships	332	8.6%	29
<b>Total for Entity</b>	<b>\$332</b>		<b>\$29</b>
<b>Cedarbend Township (Roseau)</b>			
Minnesota Association of Townships	338	8.6%	29
<b>Total for Entity</b>	<b>\$338</b>		<b>\$29</b>

**Table 5**  
**2014 Lobbying Expenditures Paid With Association Dues**  
**Listed by Entity**

<b>Name of Entity (County)</b> <b>Association Name</b>	<b>Total Local Government Dues</b>	<b>Proportion of Dues Used for Lobbying</b>	<b>Total Dues Used for Lobbying</b>
<b>Center Creek Township (Martin)</b>			
Minnesota Association of Townships	337	8.6%	29
<b>Total for Entity</b>	<b>\$337</b>		<b>\$29</b>
<b>Center Township (Crow Wing)</b>			
Minnesota Association of Townships	635	8.6%	55
<b>Total for Entity</b>	<b>\$635</b>		<b>\$55</b>
<b>Central Iron Range Regional Sanitary District</b>			
League of Minnesota Cities	1,677	10.1%	169
Minnesota Environmental Science and Economic Review Board	2,334	34.7%	810
<b>Total for Entity</b>	<b>\$4,011</b>		<b>\$979</b>
<b>Ceresco Township (Blue Earth)</b>			
Minnesota Association of Townships	346	8.6%	30
<b>Total for Entity</b>	<b>\$346</b>		<b>\$30</b>
<b>Cerro Gordo Township (Lac qui Parle)</b>			
Minnesota Association of Townships	331	8.6%	28
<b>Total for Entity</b>	<b>\$331</b>		<b>\$28</b>
<b>Champion Township (Wilkin)</b>			
Minnesota Association of Townships	286	8.6%	25
<b>Total for Entity</b>	<b>\$286</b>		<b>\$25</b>
<b>Chanarambie Township (Murray)</b>			
Minnesota Association of Townships	335	8.6%	29
<b>Total for Entity</b>	<b>\$335</b>		<b>\$29</b>
<b>Charlestown Township (Redwood)</b>			
Minnesota Association of Townships	334	8.6%	29
<b>Total for Entity</b>	<b>\$334</b>		<b>\$29</b>
<b>Chatfield Township (Fillmore)</b>			
Minnesota Association of Townships	511	8.6%	44
<b>Total for Entity</b>	<b>\$511</b>		<b>\$44</b>
<b>Chatham Township (Wright)</b>			
Minnesota Association of Townships	838	8.6%	72
<b>Total for Entity</b>	<b>\$838</b>		<b>\$72</b>

**Table 5**  
**2014 Lobbying Expenditures Paid With Association Dues**  
**Listed by Entity**

<b>Name of Entity (County)</b> <b>Association Name</b>	<b>Total Local Government Dues</b>	<b>Proportion of Dues Used for Lobbying</b>	<b>Total Dues Used for Lobbying</b>
<b>Chengwatana Township (Pine)</b>			
Minnesota Association of Townships	650	8.6%	56
<b>Total for Entity</b>	<b>\$650</b>		<b>\$56</b>
<b>Cherry Grove Township (Goodhue)</b>			
Minnesota Association of Townships	467	8.6%	40
<b>Total for Entity</b>	<b>\$467</b>		<b>\$40</b>
<b>Cherry Township (Saint Louis)</b>			
Minnesota Association of Townships	611	8.6%	53
<b>Total for Entity</b>	<b>\$611</b>		<b>\$53</b>
<b>Chester Township (Polk)</b>			
Minnesota Association of Townships	294	8.6%	25
<b>Total for Entity</b>	<b>\$294</b>		<b>\$25</b>
<b>Chester Township (Wabasha)</b>			
Minnesota Association of Townships	486	8.6%	42
<b>Total for Entity</b>	<b>\$486</b>		<b>\$42</b>
<b>Chief Township (Mahnomen)</b>			
Minnesota Association of Townships	300	8.6%	26
<b>Total for Entity</b>	<b>\$300</b>		<b>\$26</b>
<b>Chippewa County</b>			
Association of Minnesota Counties	7,127	14.4%	1,026
<b>Total for Entity</b>	<b>\$7,127</b>		<b>\$1,026</b>
<b>Chippewa Falls Township (Pope)</b>			
Minnesota Association of Townships	343	8.6%	29
<b>Total for Entity</b>	<b>\$343</b>		<b>\$29</b>
<b>Chippewa Soil and Water Conservation District</b>			
Minnesota Association of Soil and Water Conservation Districts	1,966	12.0%	236
<b>Total for Entity</b>	<b>\$1,966</b>		<b>\$236</b>
<b>Chisago County</b>			
Association of Minnesota Counties	17,318	14.4%	2,494
<b>Total for Entity</b>	<b>\$17,318</b>		<b>\$2,494</b>

**Table 5**  
**2014 Lobbying Expenditures Paid With Association Dues**  
**Listed by Entity**

<b>Name of Entity (County)</b> <b>Association Name</b>	<b>Total Local Government Dues</b>	<b>Proportion of Dues Used for Lobbying</b>	<b>Total Dues Used for Lobbying</b>
<b>Chisago Lake Township (Chisago)</b>			
Minnesota Association of Townships	1,873	8.6%	161
<b>Total for Entity</b>	<b>\$1,873</b>		<b>\$161</b>
<b>Chisago Soil and Water Conservation District</b>			
Minnesota Association of Soil and Water Conservation Districts	2,866	12.0%	344
<b>Total for Entity</b>	<b>\$2,866</b>		<b>\$344</b>
<b>Christiania Township (Jackson)</b>			
Minnesota Association of Townships	349	8.6%	30
<b>Total for Entity</b>	<b>\$349</b>		<b>\$30</b>
<b>City of Ada</b>			
League of Minnesota Cities	1,743	10.1%	176
Minnesota Association of Small Cities	918	78.0%	716
<b>Total for Entity</b>	<b>\$2,661</b>		<b>\$892</b>
<b>City of Adams</b>			
League of Minnesota Cities	898	10.1%	91
<b>Total for Entity</b>	<b>\$898</b>		<b>\$91</b>
<b>City of Adrian</b>			
League of Minnesota Cities	1,306	10.1%	132
<b>Total for Entity</b>	<b>\$1,306</b>		<b>\$132</b>
<b>City of Afton</b>			
League of Minnesota Cities	2,957	10.1%	299
<b>Total for Entity</b>	<b>\$2,957</b>		<b>\$299</b>
<b>City of Aitkin</b>			
League of Minnesota Cities	2,187	10.1%	221
<b>Total for Entity</b>	<b>\$2,187</b>		<b>\$221</b>
<b>City of Akeley</b>			
League of Minnesota Cities	551	10.1%	56
Minnesota Association of Small Cities	314	78.0%	245
<b>Total for Entity</b>	<b>\$865</b>		<b>\$301</b>

**Table 5**  
**2014 Lobbying Expenditures Paid With Association Dues**  
**Listed by Entity**

<b>Name of Entity (County)</b> <b>Association Name</b>	<b>Total Local Government Dues</b>	<b>Proportion of Dues Used for Lobbying</b>	<b>Total Dues Used for Lobbying</b>
<b>City of Albany</b>			
League of Minnesota Cities	2,662	10.1%	269
Minnesota Association of Small Cities	1,112	78.0%	867
Minnesota Environmental Science and Economic Review Board	629	34.7%	218
<b>Total for Entity</b>	<b>\$4,403</b>		<b>\$1,354</b>
<b>City of Albert Lea</b>			
Coalition of Greater Minnesota Cities	32,810	59.8%	19,620
Greater Minnesota Partnership	2,500	100.0%	2,500
League of Minnesota Cities	14,258	10.1%	1,440
Minnesota Environmental Science and Economic Review Board	5,093	34.7%	1,767
<b>Total for Entity</b>	<b>\$54,661</b>		<b>\$25,327</b>
<b>City of Alberta</b>			
League of Minnesota Cities	721	10.1%	73
<b>Total for Entity</b>	<b>\$721</b>		<b>\$73</b>
<b>City of Albertville</b>			
League of Minnesota Cities	13,183	10.1%	1,331
<b>Total for Entity</b>	<b>\$13,183</b>		<b>\$1,331</b>
<b>City of Alden</b>			
League of Minnesota Cities	759	10.1%	77
Minnesota Association of Small Cities	409	78.0%	319
<b>Total for Entity</b>	<b>\$1,168</b>		<b>\$396</b>
<b>City of Aldrich</b>			
League of Minnesota Cities	366	10.1%	37
<b>Total for Entity</b>	<b>\$366</b>		<b>\$37</b>
<b>City of Alexandria</b>			
Coalition of Greater Minnesota Cities	18,654	59.8%	11,155
Greater Minnesota Partnership	1,000	100.0%	1,000
League of Minnesota Cities	10,959	10.1%	1,107
<b>Total for Entity</b>	<b>\$30,613</b>		<b>\$13,262</b>



**Table 5**  
**2014 Lobbying Expenditures Paid With Association Dues**  
**Listed by Entity**

<b>Name of Entity (County)</b> <b>Association Name</b>	<b>Total Local Government Dues</b>	<b>Proportion of Dues Used for Lobbying</b>	<b>Total Dues Used for Lobbying</b>
<b>City of Alpha</b>			
League of Minnesota Cities	366	10.1%	37
<b>Total for Entity</b>	<b>\$366</b>		<b>\$37</b>
<b>City of Altura</b>			
League of Minnesota Cities	601	10.1%	61
Minnesota Association of Small Cities	309	78.0%	241
<b>Total for Entity</b>	<b>\$910</b>		<b>\$302</b>
<b>City of Alvarado</b>			
League of Minnesota Cities	477	10.1%	48
<b>Total for Entity</b>	<b>\$477</b>		<b>\$48</b>
<b>City of Amboy</b>			
League of Minnesota Cities	645	10.1%	65
<b>Total for Entity</b>	<b>\$645</b>		<b>\$65</b>
<b>City of Andover</b>			
Association of Metropolitan Municipalities	9,233	37.7%	3,481
League of Minnesota Cities	20,412	10.1%	2,062
North Metro Mayors Association	13,709	79.5%	10,899
<b>Total for Entity</b>	<b>\$43,354</b>		<b>\$16,442</b>
<b>City of Annandale</b>			
League of Minnesota Cities	3,338	10.1%	337
<b>Total for Entity</b>	<b>\$3,338</b>		<b>\$337</b>
<b>City of Anoka</b>			
Association of Metropolitan Municipalities	6,369	37.7%	2,401
League of Minnesota Cities	13,809	10.1%	1,395
North Metro Mayors Association	7,957	79.5%	6,326
<b>Total for Entity</b>	<b>\$28,135</b>		<b>\$10,122</b>
<b>City of Apple Valley</b>			
Association of Metropolitan Municipalities	12,796	37.7%	4,824
League of Minnesota Cities	27,932	10.1%	2,821
Municipal Legislative Commission	10,500	85.7%	8,998
<b>Total for Entity</b>	<b>\$51,228</b>		<b>\$16,643</b>

**Table 5**  
**2014 Lobbying Expenditures Paid With Association Dues**  
**Listed by Entity**

<b>Name of Entity (County)</b> <b>Association Name</b>	<b>Total Local Government Dues</b>	<b>Proportion of Dues Used for Lobbying</b>	<b>Total Dues Used for Lobbying</b>
<b>City of Appleton</b>			
League of Minnesota Cities	1,466	10.1%	148
<b>Total for Entity</b>	<b>\$1,466</b>		<b>\$148</b>
<b>City of Arco</b>			
League of Minnesota Cities	366	10.1%	37
<b>Total for Entity</b>	<b>\$366</b>		<b>\$37</b>
<b>City of Arden Hills</b>			
Association of Metropolitan Municipalities	3,876	37.7%	1,461
League of Minnesota Cities	8,406	10.1%	849
<b>Total for Entity</b>	<b>\$12,282</b>		<b>\$2,310</b>
<b>City of Argyle</b>			
League of Minnesota Cities	751	10.1%	76
Minnesota Association of Small Cities	415	78.0%	324
<b>Total for Entity</b>	<b>\$1,166</b>		<b>\$400</b>
<b>City of Arlington</b>			
League of Minnesota Cities	2,284	10.1%	231
<b>Total for Entity</b>	<b>\$2,284</b>		<b>\$231</b>
<b>City of Ashby</b>			
League of Minnesota Cities	563	10.1%	57
Minnesota Association of Small Cities	329	78.0%	257
<b>Total for Entity</b>	<b>\$892</b>		<b>\$314</b>
<b>City of Askov</b>			
League of Minnesota Cities	475	10.1%	48
<b>Total for Entity</b>	<b>\$475</b>		<b>\$48</b>
<b>City of Atwater</b>			
League of Minnesota Cities	1,229	10.1%	124
<b>Total for Entity</b>	<b>\$1,229</b>		<b>\$124</b>
<b>City of Audubon</b>			
League of Minnesota Cities	646	10.1%	65
Minnesota Association of Small Cities	336	78.0%	262
<b>Total for Entity</b>	<b>\$982</b>		<b>\$327</b>

**Table 5**  
**2014 Lobbying Expenditures Paid With Association Dues**  
**Listed by Entity**

<b>Name of Entity (County)</b> <b>Association Name</b>	<b>Total Local Government Dues</b>	<b>Proportion of Dues Used for Lobbying</b>	<b>Total Dues Used for Lobbying</b>
<b>City of Aurora</b>			
League of Minnesota Cities	1,762	10.1%	178
Range Association of Municipalities and Schools	700	30.0%	210
<b>Total for Entity</b>	<b>\$2,462</b>		<b>\$388</b>
<b>City of Austin</b>			
Coalition of Greater Minnesota Cities	50,362	59.8%	30,116
League of Minnesota Cities	17,106	10.1%	1,728
<b>Total for Entity</b>	<b>\$67,468</b>		<b>\$31,844</b>
<b>City of Avoca</b>			
League of Minnesota Cities	366	10.1%	37
<b>Total for Entity</b>	<b>\$366</b>		<b>\$37</b>
<b>City of Avon</b>			
League of Minnesota Cities	1,503	10.1%	152
Minnesota Association of Small Cities	778	78.0%	607
<b>Total for Entity</b>	<b>\$2,281</b>		<b>\$759</b>
<b>City of Babbitt</b>			
Coalition of Greater Minnesota Cities	3,052	59.8%	1,825
League of Minnesota Cities	1,579	10.1%	159
Minnesota Association of Small Cities	814	78.0%	635
Range Association of Municipalities and Schools	700	30.0%	210
<b>Total for Entity</b>	<b>\$6,145</b>		<b>\$2,829</b>
<b>City of Backus</b>			
League of Minnesota Cities	366	10.1%	37
<b>Total for Entity</b>	<b>\$366</b>		<b>\$37</b>
<b>City of Badger</b>			
League of Minnesota Cities	490	10.1%	49
Minnesota Association of Small Cities	331	78.0%	258
<b>Total for Entity</b>	<b>\$821</b>		<b>\$307</b>

**Table 5**  
**2014 Lobbying Expenditures Paid With Association Dues**  
**Listed by Entity**

<b>Name of Entity (County)</b> <b>Association Name</b>	<b>Total Local Government Dues</b>	<b>Proportion of Dues Used for Lobbying</b>	<b>Total Dues Used for Lobbying</b>
<b>City of Bagley</b>			
Coalition of Greater Minnesota Cities	2,876	59.8%	1,720
League of Minnesota Cities	1,497	10.1%	151
Minnesota Association of Small Cities	717	78.0%	559
<b>Total for Entity</b>	<b>\$5,090</b>		<b>\$2,430</b>
<b>City of Balaton</b>			
League of Minnesota Cities	742	10.1%	75
Minnesota Association of Small Cities	390	78.0%	304
<b>Total for Entity</b>	<b>\$1,132</b>		<b>\$379</b>
<b>City of Barnesville</b>			
Greater Minnesota Partnership	500	100.0%	500
League of Minnesota Cities	2,659	10.1%	269
<b>Total for Entity</b>	<b>\$3,159</b>		<b>\$769</b>
<b>City of Barnum</b>			
League of Minnesota Cities	720	10.1%	73
Minnesota Association of Small Cities	396	78.0%	309
<b>Total for Entity</b>	<b>\$1,116</b>		<b>\$382</b>
<b>City of Barrett</b>			
League of Minnesota Cities	529	10.1%	53
<b>Total for Entity</b>	<b>\$529</b>		<b>\$53</b>
<b>City of Barry</b>			
League of Minnesota Cities	366	10.1%	37
<b>Total for Entity</b>	<b>\$366</b>		<b>\$37</b>
<b>City of Battle Lake</b>			
League of Minnesota Cities	986	10.1%	100
Minnesota Association of Small Cities	514	78.0%	401
<b>Total for Entity</b>	<b>\$1,500</b>		<b>\$501</b>
<b>City of Baudette</b>			
League of Minnesota Cities	1,180	10.1%	119
Minnesota Association of Small Cities	648	78.0%	505
<b>Total for Entity</b>	<b>\$1,828</b>		<b>\$624</b>

**Table 5**  
**2014 Lobbying Expenditures Paid With Association Dues**  
**Listed by Entity**

<b>Name of Entity (County)</b> <b>Association Name</b>	<b>Total Local Government Dues</b>	<b>Proportion of Dues Used for Lobbying</b>	<b>Total Dues Used for Lobbying</b>
<b>City of Baxter</b>			
League of Minnesota Cities	7,132	10.1%	720
<b>Total for Entity</b>	<b>\$7,132</b>		<b>\$720</b>
<b>City of Bayport</b>			
Association of Metropolitan Municipalities	1,627	37.7%	613
League of Minnesota Cities	3,500	10.1%	354
<b>Total for Entity</b>	<b>\$5,127</b>		<b>\$967</b>
<b>City of Beardsley</b>			
League of Minnesota Cities	366	10.1%	37
<b>Total for Entity</b>	<b>\$366</b>		<b>\$37</b>
<b>City of Beaver Bay</b>			
League of Minnesota Cities	366	10.1%	37
<b>Total for Entity</b>	<b>\$366</b>		<b>\$37</b>
<b>City of Beaver Creek</b>			
League of Minnesota Cities	409	10.1%	41
<b>Total for Entity</b>	<b>\$409</b>		<b>\$41</b>
<b>City of Becker</b>			
Coalition of Utility Cities	22,397	60.5%	13,550
League of Minnesota Cities	4,627	10.1%	467
<b>Total for Entity</b>	<b>\$27,024</b>		<b>\$14,017</b>
<b>City of Belgrade</b>			
League of Minnesota Cities	837	10.1%	85
Minnesota Association of Small Cities	445	78.0%	347
<b>Total for Entity</b>	<b>\$1,282</b>		<b>\$432</b>
<b>City of Belle Plaine</b>			
League of Minnesota Cities	6,292	10.1%	635
<b>Total for Entity</b>	<b>\$6,292</b>		<b>\$635</b>
<b>City of Bellechester</b>			
League of Minnesota Cities	366	10.1%	37
Minnesota Association of Small Cities	120	78.0%	94
<b>Total for Entity</b>	<b>\$486</b>		<b>\$131</b>

**Table 5**  
**2014 Lobbying Expenditures Paid With Association Dues**  
**Listed by Entity**

<b>Name of Entity (County)</b> <b>Association Name</b>	<b>Total Local Government Dues</b>	<b>Proportion of Dues Used for Lobbying</b>	<b>Total Dues Used for Lobbying</b>
<b>City of Bellingham</b>			
League of Minnesota Cities	366	10.1%	37
Minnesota Association of Small Cities	196	78.0%	153
<b>Total for Entity</b>	<b>\$562</b>		<b>\$190</b>
<b>City of Beltrami</b>			
League of Minnesota Cities	366	10.1%	37
<b>Total for Entity</b>	<b>\$366</b>		<b>\$37</b>
<b>City of Belview</b>			
League of Minnesota Cities	491	10.1%	50
Minnesota Association of Small Cities	293	78.0%	229
<b>Total for Entity</b>	<b>\$784</b>		<b>\$279</b>
<b>City of Bemidji</b>			
Coalition of Greater Minnesota Cities	25,039	59.8%	14,973
League of Minnesota Cities	11,364	10.1%	1,148
<b>Total for Entity</b>	<b>\$36,403</b>		<b>\$16,121</b>
<b>City of Bena</b>			
League of Minnesota Cities	366	10.1%	37
Minnesota Association of Small Cities	172	78.0%	134
<b>Total for Entity</b>	<b>\$538</b>		<b>\$171</b>
<b>City of Benson</b>			
Coalition of Greater Minnesota Cities	5,239	59.8%	3,133
League of Minnesota Cities	3,206	10.1%	324
<b>Total for Entity</b>	<b>\$8,445</b>		<b>\$3,457</b>
<b>City of Bertha</b>			
League of Minnesota Cities	597	10.1%	60
Minnesota Association of Small Cities	344	78.0%	268
<b>Total for Entity</b>	<b>\$941</b>		<b>\$328</b>
<b>City of Bethel</b>			
League of Minnesota Cities	578	10.1%	58
Minnesota Association of Small Cities	330	78.0%	257
<b>Total for Entity</b>	<b>\$908</b>		<b>\$315</b>

**Table 5**  
**2014 Lobbying Expenditures Paid With Association Dues**  
**Listed by Entity**

<b>Name of Entity (County)</b> <b>Association Name</b>	<b>Total Local Government Dues</b>	<b>Proportion of Dues Used for Lobbying</b>	<b>Total Dues Used for Lobbying</b>
<b>City of Big Falls</b>			
League of Minnesota Cities	366	10.1%	37
Minnesota Association of Small Cities	226	78.0%	176
<b>Total for Entity</b>	<b>\$592</b>		<b>\$213</b>
<b>City of Big Lake</b>			
League of Minnesota Cities	18,052	10.1%	1,823
<b>Total for Entity</b>	<b>\$18,052</b>		<b>\$1,823</b>
<b>City of Bigelow</b>			
League of Minnesota Cities	366	10.1%	37
Minnesota Association of Small Cities	226	78.0%	176
<b>Total for Entity</b>	<b>\$592</b>		<b>\$213</b>
<b>City of Bigfork</b>			
League of Minnesota Cities	564	10.1%	57
<b>Total for Entity</b>	<b>\$564</b>		<b>\$57</b>
<b>City of Bingham Lake</b>			
League of Minnesota Cities	366	10.1%	37
Minnesota Association of Small Cities	177	78.0%	138
<b>Total for Entity</b>	<b>\$543</b>		<b>\$175</b>
<b>City of Bird Island</b>			
League of Minnesota Cities	1,107	10.1%	112
Minnesota Association of Small Cities	619	78.0%	483
<b>Total for Entity</b>	<b>\$1,726</b>		<b>\$595</b>
<b>City of Biscay</b>			
League of Minnesota Cities	721	10.1%	73
Minnesota Association of Small Cities	171	78.0%	133
<b>Total for Entity</b>	<b>\$892</b>		<b>\$206</b>
<b>City of Biwabik</b>			
Coalition of Greater Minnesota Cities	1,352	59.8%	808
League of Minnesota Cities	1,100	10.1%	111
<b>Total for Entity</b>	<b>\$2,452</b>		<b>\$919</b>

**Table 5**  
**2014 Lobbying Expenditures Paid With Association Dues**  
**Listed by Entity**

<b>Name of Entity (County)</b> <b>Association Name</b>	<b>Total Local Government Dues</b>	<b>Proportion of Dues Used for Lobbying</b>	<b>Total Dues Used for Lobbying</b>
<b>City of Blackduck</b>			
League of Minnesota Cities	901	10.1%	91
Minnesota Association of Small Cities	475	78.0%	370
<b>Total for Entity</b>	<b>\$1,376</b>		<b>\$461</b>
<b>City of Blaine</b>			
Association of Metropolitan Municipalities	13,278	37.7%	5,006
League of Minnesota Cities	29,287	10.1%	2,958
North Metro I-35W Corridor Coalition	16,377	89.0%	14,576
<b>Total for Entity</b>	<b>\$58,942</b>		<b>\$22,540</b>
<b>City of Blomkest</b>			
League of Minnesota Cities	366	10.1%	37
Minnesota Association of Small Cities	191	78.0%	149
<b>Total for Entity</b>	<b>\$557</b>		<b>\$186</b>
<b>City of Blooming Prairie</b>			
League of Minnesota Cities	2,041	10.1%	206
<b>Total for Entity</b>	<b>\$2,041</b>		<b>\$206</b>
<b>City of Bloomington</b>			
Association of Metropolitan Municipalities	14,629	37.7%	5,515
League of Minnesota Cities	32,059	10.1%	3,238
Municipal Legislative Commission	10,500	85.7%	8,998
<b>Total for Entity</b>	<b>\$57,188</b>		<b>\$17,751</b>
<b>City of Blue Earth</b>			
League of Minnesota Cities	3,340	10.1%	337
<b>Total for Entity</b>	<b>\$3,340</b>		<b>\$337</b>
<b>City of Bluffton</b>			
League of Minnesota Cities	366	10.1%	37
Minnesota Association of Small Cities	214	78.0%	167
<b>Total for Entity</b>	<b>\$580</b>		<b>\$204</b>
<b>City of Bock</b>			
League of Minnesota Cities	366	10.1%	37
<b>Total for Entity</b>	<b>\$366</b>		<b>\$37</b>



**Table 5**  
**2014 Lobbying Expenditures Paid With Association Dues**  
**Listed by Entity**

<b>Name of Entity (County)</b> <b>Association Name</b>	<b>Total Local Government Dues</b>	<b>Proportion of Dues Used for Lobbying</b>	<b>Total Dues Used for Lobbying</b>
<b>City of Bovey</b>			
League of Minnesota Cities	924	10.1%	93
<b>Total for Entity</b>	<b>\$924</b>		<b>\$93</b>
<b>City of Bowlus</b>			
League of Minnesota Cities	405	10.1%	41
<b>Total for Entity</b>	<b>\$405</b>		<b>\$41</b>
<b>City of Boyd</b>			
League of Minnesota Cities	366	10.1%	37
Minnesota Association of Small Cities	200	78.0%	156
<b>Total for Entity</b>	<b>\$566</b>		<b>\$193</b>
<b>City of Braham</b>			
League of Minnesota Cities	1,885	10.1%	190
<b>Total for Entity</b>	<b>\$1,885</b>		<b>\$190</b>
<b>City of Brainerd</b>			
Coalition of Greater Minnesota Cities	25,174	59.8%	15,054
Greater Minnesota Partnership	1,000	100.0%	1,000
League of Minnesota Cities	11,374	10.1%	1,149
Minnesota Environmental Science and Economic Review Board	3,964	34.7%	1,376
<b>Total for Entity</b>	<b>\$41,512</b>		<b>\$18,579</b>
<b>City of Brandon</b>			
League of Minnesota Cities	606	10.1%	61
<b>Total for Entity</b>	<b>\$606</b>		<b>\$61</b>
<b>City of Breckenridge</b>			
Coalition of Greater Minnesota Cities	5,421	59.8%	3,242
League of Minnesota Cities	3,296	10.1%	333
Minnesota Environmental Science and Economic Review Board	1,074	34.7%	373
<b>Total for Entity</b>	<b>\$9,791</b>		<b>\$3,948</b>
<b>City of Breezy Point</b>			
League of Minnesota Cities	2,454	10.1%	248
<b>Total for Entity</b>	<b>\$2,454</b>		<b>\$248</b>

**Table 5**  
**2014 Lobbying Expenditures Paid With Association Dues**  
**Listed by Entity**

Name of Entity (County) Association Name	Total Local Government Dues	Proportion of Dues Used for Lobbying	Total Dues Used for Lobbying
<b>City of Brewster</b>			
League of Minnesota Cities	590	10.1%	60
<b>Total for Entity</b>	<b>\$590</b>		<b>\$60</b>
<b>City of Bricelyn</b>			
League of Minnesota Cities	474	10.1%	48
Minnesota Association of Small Cities	273	78.0%	213
<b>Total for Entity</b>	<b>\$747</b>		<b>\$261</b>
<b>City of Brook Park</b>			
League of Minnesota Cities	366	10.1%	37
<b>Total for Entity</b>	<b>\$366</b>		<b>\$37</b>
<b>City of Brooklyn Center</b>			
Association of Metropolitan Municipalities	9,113	37.7%	3,436
League of Minnesota Cities	19,895	10.1%	2,009
North Metro Mayors Association	12,150	79.5%	9,659
<b>Total for Entity</b>	<b>\$41,158</b>		<b>\$15,104</b>
<b>City of Brooklyn Park</b>			
Association of Metropolitan Municipalities	14,233	37.7%	5,366
League of Minnesota Cities	31,138	10.1%	3,145
<b>Total for Entity</b>	<b>\$45,371</b>		<b>\$8,511</b>
<b>City of Brooks</b>			
League of Minnesota Cities	366	10.1%	37
<b>Total for Entity</b>	<b>\$366</b>		<b>\$37</b>
<b>City of Brooten</b>			
League of Minnesota Cities	851	10.1%	86
Minnesota Association of Small Cities	454	78.0%	354
<b>Total for Entity</b>	<b>\$1,305</b>		<b>\$440</b>
<b>City of Browerville</b>			
League of Minnesota Cities	1,745	10.1%	176
<b>Total for Entity</b>	<b>\$1,745</b>		<b>\$176</b>

**Table 5**  
**2014 Lobbying Expenditures Paid With Association Dues**  
**Listed by Entity**

<b>Name of Entity (County)</b> <b>Association Name</b>	<b>Total Local Government Dues</b>	<b>Proportion of Dues Used for Lobbying</b>	<b>Total Dues Used for Lobbying</b>
<b>City of Browns Valley</b>			
League of Minnesota Cities	698	10.1%	70
Minnesota Association of Small Cities	385	78.0%	300
<b>Total for Entity</b>	<b>\$1,083</b>		<b>\$370</b>
<b>City of Brownsdale</b>			
League of Minnesota Cities	788	10.1%	80
<b>Total for Entity</b>	<b>\$788</b>		<b>\$80</b>
<b>City of Brownsville</b>			
League of Minnesota Cities	575	10.1%	58
Minnesota Association of Small Cities	345	78.0%	269
<b>Total for Entity</b>	<b>\$920</b>		<b>\$327</b>
<b>City of Brownton</b>			
League of Minnesota Cities	840	10.1%	85
Minnesota Association of Small Cities	463	78.0%	361
<b>Total for Entity</b>	<b>\$1,303</b>		<b>\$446</b>
<b>City of Bruno</b>			
League of Minnesota Cities	366	10.1%	37
<b>Total for Entity</b>	<b>\$366</b>		<b>\$37</b>
<b>City of Buckman</b>			
League of Minnesota Cities	398	10.1%	40
<b>Total for Entity</b>	<b>\$398</b>		<b>\$40</b>
<b>City of Buffalo</b>			
League of Minnesota Cities	12,820	10.1%	1,295
<b>Total for Entity</b>	<b>\$12,820</b>		<b>\$1,295</b>
<b>City of Buffalo Lake</b>			
League of Minnesota Cities	807	10.1%	82
Minnesota Association of Small Cities	450	78.0%	351
<b>Total for Entity</b>	<b>\$1,257</b>		<b>\$433</b>

**Table 5**  
**2014 Lobbying Expenditures Paid With Association Dues**  
**Listed by Entity**

Name of Entity (County) Association Name	Total Local Government Dues	Proportion of Dues Used for Lobbying	Total Dues Used for Lobbying
<b>City of Buhl</b>			
League of Minnesota Cities	1,097	10.1%	111
Minnesota Association of Small Cities	570	78.0%	445
Range Association of Municipalities and Schools	700	30.0%	210
<b>Total for Entity</b>	<b>\$2,367</b>		<b>\$766</b>
<b>City of Burnsville</b>			
Association of Metropolitan Municipalities	13,403	37.7%	5,053
League of Minnesota Cities	29,204	10.1%	2,950
Municipal Legislative Commission	10,500	85.7%	8,998
<b>Total for Entity</b>	<b>\$53,107</b>		<b>\$17,001</b>
<b>City of Burtrum</b>			
League of Minnesota Cities	366	10.1%	37
<b>Total for Entity</b>	<b>\$366</b>		<b>\$37</b>
<b>City of Butterfield</b>			
League of Minnesota Cities	693	10.1%	70
<b>Total for Entity</b>	<b>\$693</b>		<b>\$70</b>
<b>City of Byron</b>			
League of Minnesota Cities	5,069	10.1%	512
<b>Total for Entity</b>	<b>\$5,069</b>		<b>\$512</b>
<b>City of Caledonia</b>			
League of Minnesota Cities	2,873	10.1%	290
<b>Total for Entity</b>	<b>\$2,873</b>		<b>\$290</b>
<b>City of Callaway</b>			
League of Minnesota Cities	366	10.1%	37
Minnesota Association of Small Cities	225	78.0%	176
<b>Total for Entity</b>	<b>\$591</b>		<b>\$213</b>
<b>City of Calumet</b>			
League of Minnesota Cities	488	10.1%	49
Minnesota Association of Small Cities	288	78.0%	225
Range Association of Municipalities and Schools	450	30.0%	135
<b>Total for Entity</b>	<b>\$1,226</b>		<b>\$409</b>

**Table 5**  
**2014 Lobbying Expenditures Paid With Association Dues**  
**Listed by Entity**

Name of Entity (County) Association Name	Total Local Government Dues	Proportion of Dues Used for Lobbying	Total Dues Used for Lobbying
<b>City of Cambridge</b>			
League of Minnesota Cities	7,548	10.1%	762
<b>Total for Entity</b>	<b>\$7,548</b>		<b>\$762</b>
<b>City of Campbell</b>			
League of Minnesota Cities	366	10.1%	37
Minnesota Association of Small Cities	192	78.0%	150
<b>Total for Entity</b>	<b>\$558</b>		<b>\$187</b>
<b>City of Canby</b>			
League of Minnesota Cities	1,829	10.1%	185
<b>Total for Entity</b>	<b>\$1,829</b>		<b>\$185</b>
<b>City of Cannon Falls</b>			
Greater Minnesota Partnership	500	100.0%	500
League of Minnesota Cities	4,093	10.1%	413
<b>Total for Entity</b>	<b>\$4,593</b>		<b>\$913</b>
<b>City of Canton</b>			
League of Minnesota Cities	462	10.1%	47
<b>Total for Entity</b>	<b>\$462</b>		<b>\$47</b>
<b>City of Carlos</b>			
League of Minnesota Cities	612	10.1%	62
Minnesota Association of Small Cities	299	78.0%	233
<b>Total for Entity</b>	<b>\$911</b>		<b>\$295</b>
<b>City of Carlton</b>			
League of Minnesota Cities	951	10.1%	96
<b>Total for Entity</b>	<b>\$951</b>		<b>\$96</b>
<b>City of Carver</b>			
Association of Metropolitan Municipalities	1,762	37.7%	664
League of Minnesota Cities	4,074	10.1%	411
<b>Total for Entity</b>	<b>\$5,836</b>		<b>\$1,075</b>
<b>City of Cass Lake</b>			
League of Minnesota Cities	869	10.1%	88
<b>Total for Entity</b>	<b>\$869</b>		<b>\$88</b>

**Table 5**  
**2014 Lobbying Expenditures Paid With Association Dues**  
**Listed by Entity**

<b>Name of Entity (County)</b> <b>Association Name</b>	<b>Total Local Government Dues</b>	<b>Proportion of Dues Used for Lobbying</b>	<b>Total Dues Used for Lobbying</b>
<b>City of Cedar Mills</b>			
League of Minnesota Cities	366	10.1%	37
Minnesota Association of Small Cities	140	78.0%	109
<b>Total for Entity</b>	<b>\$506</b>		<b>\$146</b>
<b>City of Center City</b>			
League of Minnesota Cities	724	10.1%	73
Minnesota Association of Small Cities	402	78.0%	314
<b>Total for Entity</b>	<b>\$1,126</b>		<b>\$387</b>
<b>City of Centerville</b>			
Association of Metropolitan Municipalities	1,751	37.7%	660
League of Minnesota Cities	7,679	10.1%	776
<b>Total for Entity</b>	<b>\$9,430</b>		<b>\$1,436</b>
<b>City of Ceylon</b>			
League of Minnesota Cities	469	10.1%	47
Minnesota Association of Small Cities	286	78.0%	223
<b>Total for Entity</b>	<b>\$755</b>		<b>\$270</b>
<b>City of Champlin</b>			
Association of Metropolitan Municipalities	7,800	37.7%	2,941
League of Minnesota Cities	17,065	10.1%	1,724
North Metro Mayors Association	10,904	79.5%	8,669
<b>Total for Entity</b>	<b>\$35,769</b>		<b>\$13,334</b>
<b>City of Chandler</b>			
League of Minnesota Cities	384	10.1%	39
<b>Total for Entity</b>	<b>\$384</b>		<b>\$39</b>
<b>City of Chanhassen</b>			
Association of Metropolitan Municipalities	7,805	37.7%	2,942
League of Minnesota Cities	17,333	10.1%	1,751
<b>Total for Entity</b>	<b>\$25,138</b>		<b>\$4,693</b>

**Table 5**  
**2014 Lobbying Expenditures Paid With Association Dues**  
**Listed by Entity**

<b>Name of Entity (County)</b> <b>Association Name</b>	<b>Total Local Government Dues</b>	<b>Proportion of Dues Used for Lobbying</b>	<b>Total Dues Used for Lobbying</b>
<b>City of Chaska</b>			
Association of Metropolitan Municipalities	7,947	37.7%	2,996
League of Minnesota Cities	17,601	10.1%	1,778
<b>Total for Entity</b>	<b>\$25,548</b>		<b>\$4,774</b>
<b>City of Chatfield</b>			
League of Minnesota Cities	2,842	10.1%	287
Minnesota Association of Small Cities	1,450	78.0%	1,131
<b>Total for Entity</b>	<b>\$4,292</b>		<b>\$1,418</b>
<b>City of Chickamaw Beach</b>			
League of Minnesota Cities	366	10.1%	37
<b>Total for Entity</b>	<b>\$366</b>		<b>\$37</b>
<b>City of Chisago City</b>			
League of Minnesota Cities	4,961	10.1%	501
<b>Total for Entity</b>	<b>\$4,961</b>		<b>\$501</b>
<b>City of Chisholm</b>			
League of Minnesota Cities	4,989	10.1%	504
<b>Total for Entity</b>	<b>\$4,989</b>		<b>\$504</b>
<b>City of Chokio</b>			
League of Minnesota Cities	500	10.1%	50
Minnesota Association of Small Cities	177	78.0%	138
<b>Total for Entity</b>	<b>\$677</b>		<b>\$188</b>
<b>City of Circle Pines</b>			
Association of Metropolitan Municipalities	2,248	37.7%	847
League of Minnesota Cities	4,972	10.1%	502
North Metro I-35W Corridor Coalition	1,054	89.0%	938
North Metro Mayors Association	2,080	79.5%	1,654
<b>Total for Entity</b>	<b>\$10,354</b>		<b>\$3,941</b>
<b>City of Clara City</b>			
League of Minnesota Cities	1,409	10.1%	142
Minnesota Association of Small Cities	762	78.0%	594
<b>Total for Entity</b>	<b>\$2,171</b>		<b>\$736</b>

**Table 5**  
**2014 Lobbying Expenditures Paid With Association Dues**  
**Listed by Entity**

<b>Name of Entity (County)</b> <b>Association Name</b>	<b>Total Local Government Dues</b>	<b>Proportion of Dues Used for Lobbying</b>	<b>Total Dues Used for Lobbying</b>
<b>City of Claremont</b>			
League of Minnesota Cities	657	10.1%	66
<b>Total for Entity</b>	<b>\$657</b>		<b>\$66</b>
<b>City of Clarissa</b>			
League of Minnesota Cities	776	10.1%	78
Minnesota Association of Small Cities	426	78.0%	332
<b>Total for Entity</b>	<b>\$1,202</b>		<b>\$410</b>
<b>City of Clarkfield</b>			
League of Minnesota Cities	933	10.1%	94
<b>Total for Entity</b>	<b>\$933</b>		<b>\$94</b>
<b>City of Clarks Grove</b>			
League of Minnesota Cities	804	10.1%	81
Minnesota Association of Small Cities	439	78.0%	342
<b>Total for Entity</b>	<b>\$1,243</b>		<b>\$423</b>
<b>City of Clear Lake</b>			
League of Minnesota Cities	681	10.1%	69
<b>Total for Entity</b>	<b>\$681</b>		<b>\$69</b>
<b>City of Clearbrook</b>			
League of Minnesota Cities	636	10.1%	64
Minnesota Association of Small Cities	353	78.0%	275
<b>Total for Entity</b>	<b>\$989</b>		<b>\$339</b>
<b>City of Clearwater</b>			
League of Minnesota Cities	1,844	10.1%	186
Minnesota Association of Small Cities	776	78.0%	605
<b>Total for Entity</b>	<b>\$2,620</b>		<b>\$791</b>
<b>City of Clements</b>			
League of Minnesota Cities	366	10.1%	37
Minnesota Association of Small Cities	189	78.0%	147
<b>Total for Entity</b>	<b>\$555</b>		<b>\$184</b>



**Table 5**  
**2014 Lobbying Expenditures Paid With Association Dues**  
**Listed by Entity**

<b>Name of Entity (County)</b> <b>Association Name</b>	<b>Total Local Government Dues</b>	<b>Proportion of Dues Used for Lobbying</b>	<b>Total Dues Used for Lobbying</b>
<b>City of Cleveland</b>			
League of Minnesota Cities	829	10.1%	84
Minnesota Association of Small Cities	444	78.0%	346
<b>Total for Entity</b>	<b>\$1,273</b>		<b>\$430</b>
<b>City of Climax</b>			
League of Minnesota Cities	386	10.1%	39
<b>Total for Entity</b>	<b>\$386</b>		<b>\$39</b>
<b>City of Clinton</b>			
League of Minnesota Cities	549	10.1%	55
Minnesota Association of Small Cities	322	78.0%	251
<b>Total for Entity</b>	<b>\$871</b>		<b>\$306</b>
<b>City of Clitherall</b>			
League of Minnesota Cities	721	10.1%	73
<b>Total for Entity</b>	<b>\$721</b>		<b>\$73</b>
<b>City of Clontarf</b>			
League of Minnesota Cities	366	10.1%	37
Minnesota Association of Small Cities	194	78.0%	151
<b>Total for Entity</b>	<b>\$560</b>		<b>\$188</b>
<b>City of Cloquet</b>			
Coalition of Greater Minnesota Cities	14,128	59.8%	8,449
League of Minnesota Cities	10,378	10.1%	1,048
<b>Total for Entity</b>	<b>\$24,506</b>		<b>\$9,497</b>
<b>City of Coates</b>			
League of Minnesota Cities	366	10.1%	37
Minnesota Association of Small Cities	192	78.0%	150
<b>Total for Entity</b>	<b>\$558</b>		<b>\$187</b>
<b>City of Cohasset</b>			
Coalition of Utility Cities	15,905	60.5%	9,623
League of Minnesota Cities	2,798	10.1%	283
<b>Total for Entity</b>	<b>\$18,703</b>		<b>\$9,906</b>

**Table 5**  
**2014 Lobbying Expenditures Paid With Association Dues**  
**Listed by Entity**

Name of Entity (County) Association Name	Total Local Government Dues	Proportion of Dues Used for Lobbying	Total Dues Used for Lobbying
<b>City of Cokato</b>			
League of Minnesota Cities	2,779	10.1%	281
<b>Total for Entity</b>	<b>\$2,779</b>		<b>\$281</b>
<b>City of Cold Spring</b>			
League of Minnesota Cities	4,056	10.1%	410
<b>Total for Entity</b>	<b>\$4,056</b>		<b>\$410</b>
<b>City of Coleraine</b>			
League of Minnesota Cities	4,031	10.1%	407
Range Association of Municipalities and Schools	700	30.0%	210
<b>Total for Entity</b>	<b>\$4,731</b>		<b>\$617</b>
<b>City of Cologne</b>			
League of Minnesota Cities	1,662	10.1%	168
<b>Total for Entity</b>	<b>\$1,662</b>		<b>\$168</b>
<b>City of Columbia Heights</b>			
League of Minnesota Cities	15,473	10.1%	1,563
<b>Total for Entity</b>	<b>\$15,473</b>		<b>\$1,563</b>
<b>City of Columbus</b>			
League of Minnesota Cities	3,957	10.1%	400
<b>Total for Entity</b>	<b>\$3,957</b>		<b>\$400</b>
<b>City of Comfrey</b>			
League of Minnesota Cities	487	10.1%	49
Minnesota Association of Small Cities	292	78.0%	228
<b>Total for Entity</b>	<b>\$779</b>		<b>\$277</b>
<b>City of Comstock</b>			
League of Minnesota Cities	366	10.1%	37
Minnesota Association of Small Cities	162	78.0%	126
<b>Total for Entity</b>	<b>\$528</b>		<b>\$163</b>
<b>City of Conger</b>			
League of Minnesota Cities	366	10.1%	37
<b>Total for Entity</b>	<b>\$366</b>		<b>\$37</b>

**Table 5**  
**2014 Lobbying Expenditures Paid With Association Dues**  
**Listed by Entity**

<b>Name of Entity (County)</b> <b>Association Name</b>	<b>Total Local Government Dues</b>	<b>Proportion of Dues Used for Lobbying</b>	<b>Total Dues Used for Lobbying</b>
<b>City of Cook</b>			
League of Minnesota Cities	679	10.1%	69
<b>Total for Entity</b>	<b>\$679</b>		<b>\$69</b>
<b>City of Coon Rapids</b>			
Association of Metropolitan Municipalities	13,461	37.7%	5,075
League of Minnesota Cities	29,364	10.1%	2,966
North Metro Mayors Association	25,000	79.5%	19,875
<b>Total for Entity</b>	<b>\$67,825</b>		<b>\$27,916</b>
<b>City of Corcoran</b>			
Association of Metropolitan Municipalities	2,425	37.7%	914
League of Minnesota Cities	5,333	10.1%	539
<b>Total for Entity</b>	<b>\$7,758</b>		<b>\$1,453</b>
<b>City of Correll</b>			
League of Minnesota Cities	366	10.1%	37
<b>Total for Entity</b>	<b>\$366</b>		<b>\$37</b>
<b>City of Cosmos</b>			
League of Minnesota Cities	577	10.1%	58
Minnesota Association of Small Cities	333	78.0%	260
<b>Total for Entity</b>	<b>\$910</b>		<b>\$318</b>
<b>City of Cottage Grove</b>			
Association of Metropolitan Municipalities	9,982	37.7%	3,763
League of Minnesota Cities	21,928	10.1%	2,215
<b>Total for Entity</b>	<b>\$31,910</b>		<b>\$5,978</b>
<b>City of Cottonwood</b>			
League of Minnesota Cities	1,291	10.1%	130
Minnesota Association of Small Cities	695	78.0%	542
<b>Total for Entity</b>	<b>\$1,986</b>		<b>\$672</b>
<b>City of Courtland</b>			
League of Minnesota Cities	725	10.1%	73
Minnesota Association of Small Cities	395	78.0%	308
<b>Total for Entity</b>	<b>\$1,120</b>		<b>\$381</b>

**Table 5**  
**2014 Lobbying Expenditures Paid With Association Dues**  
**Listed by Entity**

Name of Entity (County) Association Name	Total Local Government Dues	Proportion of Dues Used for Lobbying	Total Dues Used for Lobbying
<b>City of Cromwell</b>			
League of Minnesota Cities	366	10.1%	37
Minnesota Association of Small Cities	184	78.0%	144
<b>Total for Entity</b>	<b>\$550</b>		<b>\$181</b>
<b>City of Crookston</b>			
Coalition of Greater Minnesota Cities	11,978	59.8%	7,163
League of Minnesota Cities	7,304	10.1%	738
Minnesota Environmental Science and Economic Review Board	2,278	34.7%	790
<b>Total for Entity</b>	<b>\$21,560</b>		<b>\$8,691</b>
<b>City of Crosby</b>			
League of Minnesota Cities	2,441	10.1%	247
<b>Total for Entity</b>	<b>\$2,441</b>		<b>\$247</b>
<b>City of Crosslake</b>			
League of Minnesota Cities	2,247	10.1%	227
Minnesota Association of Small Cities	1,123	78.0%	876
<b>Total for Entity</b>	<b>\$3,370</b>		<b>\$1,103</b>
<b>City of Crystal</b>			
Association of Metropolitan Municipalities	7,602	37.7%	2,866
League of Minnesota Cities	16,716	10.1%	1,688
<b>Total for Entity</b>	<b>\$24,318</b>		<b>\$4,554</b>
<b>City of Currie</b>			
League of Minnesota Cities	366	10.1%	37
Minnesota Association of Small Cities	219	78.0%	171
<b>Total for Entity</b>	<b>\$585</b>		<b>\$208</b>
<b>City of Cuyuna</b>			
League of Minnesota Cities	454	10.1%	46
<b>Total for Entity</b>	<b>\$454</b>		<b>\$46</b>
<b>City of Cyrus</b>			
League of Minnesota Cities	409	10.1%	41
<b>Total for Entity</b>	<b>\$409</b>		<b>\$41</b>

**Table 5**  
**2014 Lobbying Expenditures Paid With Association Dues**  
**Listed by Entity**

<b>Name of Entity (County)</b> <b>Association Name</b>	<b>Total Local Government Dues</b>	<b>Proportion of Dues Used for Lobbying</b>	<b>Total Dues Used for Lobbying</b>
<b>City of Dakota</b>			
League of Minnesota Cities	431	10.1%	44
<b>Total for Entity</b>	<b>\$431</b>		<b>\$44</b>
<b>City of Dalton</b>			
League of Minnesota Cities	721	10.1%	73
Minnesota Association of Small Cities	234	78.0%	183
<b>Total for Entity</b>	<b>\$955</b>		<b>\$256</b>
<b>City of Danube</b>			
League of Minnesota Cities	595	10.1%	60
Minnesota Association of Small Cities	347	78.0%	271
<b>Total for Entity</b>	<b>\$942</b>		<b>\$331</b>
<b>City of Danvers</b>			
League of Minnesota Cities	721	10.1%	73
<b>Total for Entity</b>	<b>\$721</b>		<b>\$73</b>
<b>City of Darfur</b>			
League of Minnesota Cities	366	10.1%	37
<b>Total for Entity</b>	<b>\$366</b>		<b>\$37</b>
<b>City of Darwin</b>			
League of Minnesota Cities	464	10.1%	47
<b>Total for Entity</b>	<b>\$464</b>		<b>\$47</b>
<b>City of Dassel</b>			
League of Minnesota Cities	1,541	10.1%	156
<b>Total for Entity</b>	<b>\$1,541</b>		<b>\$156</b>
<b>City of Dawson</b>			
League of Minnesota Cities	1,584	10.1%	160
Minnesota Association of Small Cities	802	78.0%	626
<b>Total for Entity</b>	<b>\$2,386</b>		<b>\$786</b>
<b>City of Dayton</b>			
Association of Metropolitan Municipalities	2,168	37.7%	817
League of Minnesota Cities	4,827	10.1%	488
<b>Total for Entity</b>	<b>\$6,995</b>		<b>\$1,305</b>

**Table 5**  
**2014 Lobbying Expenditures Paid With Association Dues**  
**Listed by Entity**

Name of Entity (County) Association Name	Total Local Government Dues	Proportion of Dues Used for Lobbying	Total Dues Used for Lobbying
<b>City of De Graff</b>			
League of Minnesota Cities	721	10.1%	73
Minnesota Association of Small Cities	172	78.0%	134
<b>Total for Entity</b>	<b>\$893</b>		<b>\$207</b>
<b>City of Deephaven</b>			
League of Minnesota Cities	3,683	10.1%	372
<b>Total for Entity</b>	<b>\$3,683</b>		<b>\$372</b>
<b>City of Deer Creek</b>			
League of Minnesota Cities	441	10.1%	45
<b>Total for Entity</b>	<b>\$441</b>		<b>\$45</b>
<b>City of Deer River</b>			
League of Minnesota Cities	1,043	10.1%	105
<b>Total for Entity</b>	<b>\$1,043</b>		<b>\$105</b>
<b>City of Deerwood</b>			
League of Minnesota Cities	650	10.1%	66
<b>Total for Entity</b>	<b>\$650</b>		<b>\$66</b>
<b>City of Delano</b>			
League of Minnesota Cities	5,465	10.1%	552
<b>Total for Entity</b>	<b>\$5,465</b>		<b>\$552</b>
<b>City of Delavan</b>			
League of Minnesota Cities	366	10.1%	37
Minnesota Association of Small Cities	200	78.0%	156
<b>Total for Entity</b>	<b>\$566</b>		<b>\$193</b>
<b>City of Delhi</b>			
League of Minnesota Cities	366	10.1%	37
<b>Total for Entity</b>	<b>\$366</b>		<b>\$37</b>
<b>City of Dellwood</b>			
League of Minnesota Cities	1,173	10.1%	118
<b>Total for Entity</b>	<b>\$1,173</b>		<b>\$118</b>

**Table 5**  
**2014 Lobbying Expenditures Paid With Association Dues**  
**Listed by Entity**

<b>Name of Entity (County)</b> <b>Association Name</b>	<b>Total Local Government Dues</b>	<b>Proportion of Dues Used for Lobbying</b>	<b>Total Dues Used for Lobbying</b>
<b>City of Denham</b>			
League of Minnesota Cities	366	10.1%	37
<b>Total for Entity</b>	<b>\$366</b>		<b>\$37</b>
<b>City of Dennison</b>			
League of Minnesota Cities	366	10.1%	37
<b>Total for Entity</b>	<b>\$366</b>		<b>\$37</b>
<b>City of Dent</b>			
League of Minnesota Cities	366	10.1%	37
Minnesota Association of Small Cities	206	78.0%	161
<b>Total for Entity</b>	<b>\$572</b>		<b>\$198</b>
<b>City of Detroit Lakes</b>			
Coalition of Greater Minnesota Cities	13,071	59.8%	7,816
Greater Minnesota Partnership	1,000	100.0%	1,000
League of Minnesota Cities	8,005	10.1%	809
Minnesota Environmental Science and Economic Review Board	2,674	34.7%	928
<b>Total for Entity</b>	<b>\$24,750</b>		<b>\$10,553</b>
<b>City of Dexter</b>			
League of Minnesota Cities	459	10.1%	46
<b>Total for Entity</b>	<b>\$459</b>		<b>\$46</b>
<b>City of Dilworth</b>			
League of Minnesota Cities	4,160	10.1%	420
<b>Total for Entity</b>	<b>\$4,160</b>		<b>\$420</b>
<b>City of Dodge Center</b>			
Coalition of Greater Minnesota Cities	3,380	59.8%	2,021
League of Minnesota Cities	2,751	10.1%	278
<b>Total for Entity</b>	<b>\$6,131</b>		<b>\$2,299</b>
<b>City of Donaldson</b>			
League of Minnesota Cities	366	10.1%	37
<b>Total for Entity</b>	<b>\$366</b>		<b>\$37</b>

**Table 5**  
**2014 Lobbying Expenditures Paid With Association Dues**  
**Listed by Entity**

Name of Entity (County) Association Name	Total Local Government Dues	Proportion of Dues Used for Lobbying	Total Dues Used for Lobbying
<b>City of Donnelly</b>			
League of Minnesota Cities	366	10.1%	37
<b>Total for Entity</b>	<b>\$366</b>		<b>\$37</b>
<b>City of Doran</b>			
League of Minnesota Cities	366	10.1%	37
<b>Total for Entity</b>	<b>\$366</b>		<b>\$37</b>
<b>City of Dover</b>			
League of Minnesota Cities	861	10.1%	87
<b>Total for Entity</b>	<b>\$861</b>		<b>\$87</b>
<b>City of Dovray</b>			
League of Minnesota Cities	366	10.1%	37
<b>Total for Entity</b>	<b>\$366</b>		<b>\$37</b>
<b>City of Duluth</b>			
Coalition of Greater Minnesota Cities	53,914	59.8%	32,241
Greater Minnesota Partnership	2,500	100.0%	2,500
League of Minnesota Cities	32,083	10.1%	3,240
<b>Total for Entity</b>	<b>\$88,497</b>		<b>\$37,981</b>
<b>City of Dumont</b>			
League of Minnesota Cities	366	10.1%	37
<b>Total for Entity</b>	<b>\$366</b>		<b>\$37</b>
<b>City of Dundas</b>			
League of Minnesota Cities	1,504	10.1%	152
<b>Total for Entity</b>	<b>\$1,504</b>		<b>\$152</b>
<b>City of Dundee</b>			
League of Minnesota Cities	366	10.1%	37
Minnesota Association of Small Cities	151	78.0%	118
<b>Total for Entity</b>	<b>\$517</b>		<b>\$155</b>
<b>City of Dunnell</b>			
League of Minnesota Cities	366	10.1%	37
<b>Total for Entity</b>	<b>\$366</b>		<b>\$37</b>



**Table 5**  
**2014 Lobbying Expenditures Paid With Association Dues**  
**Listed by Entity**

<b>Name of Entity (County)</b> <b>Association Name</b>	<b>Total Local Government Dues</b>	<b>Proportion of Dues Used for Lobbying</b>	<b>Total Dues Used for Lobbying</b>
<b>City of Eagan</b>			
Association of Metropolitan Municipalities	13,605	37.7%	5,129
League of Minnesota Cities	29,783	10.1%	3,008
Municipal Legislative Commission	10,500	85.7%	8,998
<b>Total for Entity</b>	<b>\$53,888</b>		<b>\$17,135</b>
<b>City of Eagle Bend</b>			
League of Minnesota Cities	632	10.1%	64
Minnesota Association of Small Cities	361	78.0%	282
<b>Total for Entity</b>	<b>\$993</b>		<b>\$346</b>
<b>City of Eagle Lake</b>			
League of Minnesota Cities	2,650	10.1%	268
<b>Total for Entity</b>	<b>\$2,650</b>		<b>\$268</b>
<b>City of East Bethel</b>			
League of Minnesota Cities	9,980	10.1%	1,008
<b>Total for Entity</b>	<b>\$9,980</b>		<b>\$1,008</b>
<b>City of East Grand Forks</b>			
Coalition of Greater Minnesota Cities	12,925	59.8%	7,729
Greater Minnesota Partnership	500	100.0%	500
League of Minnesota Cities	7,838	10.1%	792
<b>Total for Entity</b>	<b>\$21,263</b>		<b>\$9,021</b>
<b>City of East Gull Lake</b>			
League of Minnesota Cities	1,088	10.1%	110
Minnesota Association of Small Cities	613	78.0%	478
<b>Total for Entity</b>	<b>\$1,701</b>		<b>\$588</b>
<b>City of Easton</b>			
League of Minnesota Cities	366	10.1%	37
Minnesota Association of Small Cities	210	78.0%	164
<b>Total for Entity</b>	<b>\$576</b>		<b>\$201</b>

**Table 5**  
**2014 Lobbying Expenditures Paid With Association Dues**  
**Listed by Entity**

Name of Entity (County) Association Name	Total Local Government Dues	Proportion of Dues Used for Lobbying	Total Dues Used for Lobbying
<b>City of Echo</b>			
League of Minnesota Cities	388	10.1%	39
Minnesota Association of Small Cities	240	78.0%	187
<b>Total for Entity</b>	<b>\$628</b>		<b>\$226</b>
<b>City of Eden Prairie</b>			
League of Minnesota Cities	57,799	10.1%	5,838
Municipal Legislative Commission	10,500	85.7%	8,998
<b>Total for Entity</b>	<b>\$68,299</b>		<b>\$14,836</b>
<b>City of Eden Valley</b>			
League of Minnesota Cities	1,143	10.1%	115
Minnesota Association of Small Cities	619	78.0%	483
<b>Total for Entity</b>	<b>\$1,762</b>		<b>\$598</b>
<b>City of Edgerton</b>			
League of Minnesota Cities	1,246	10.1%	126
Minnesota Association of Small Cities	685	78.0%	534
<b>Total for Entity</b>	<b>\$1,931</b>		<b>\$660</b>
<b>City of Edina</b>			
Association of Metropolitan Municipalities	12,507	37.7%	4,715
League of Minnesota Cities	27,571	10.1%	2,785
Municipal Legislative Commission	10,500	85.7%	8,998
<b>Total for Entity</b>	<b>\$50,578</b>		<b>\$16,498</b>
<b>City of Effie</b>			
League of Minnesota Cities	366	10.1%	37
Minnesota Association of Small Cities	161	78.0%	126
<b>Total for Entity</b>	<b>\$527</b>		<b>\$163</b>
<b>City of Eitzen</b>			
League of Minnesota Cities	366	10.1%	37
<b>Total for Entity</b>	<b>\$366</b>		<b>\$37</b>
<b>City of Elba</b>			
League of Minnesota Cities	721	10.1%	73
<b>Total for Entity</b>	<b>\$721</b>		<b>\$73</b>

**Table 5**  
**2014 Lobbying Expenditures Paid With Association Dues**  
**Listed by Entity**

<b>Name of Entity (County)</b> <b>Association Name</b>	<b>Total Local Government Dues</b>	<b>Proportion of Dues Used for Lobbying</b>	<b>Total Dues Used for Lobbying</b>
<b>City of Elbow Lake</b>			
Coalition of Greater Minnesota Cities	2,601	59.8%	1,555
League of Minnesota Cities	1,258	10.1%	127
<b>Total for Entity</b>	<b>\$3,859</b>		<b>\$1,682</b>
<b>City of Elgin</b>			
League of Minnesota Cities	1,180	10.1%	119
Minnesota Association of Small Cities	610	78.0%	476
<b>Total for Entity</b>	<b>\$1,790</b>		<b>\$595</b>
<b>City of Elizabeth</b>			
League of Minnesota Cities	366	10.1%	37
Minnesota Association of Small Cities	197	78.0%	154
<b>Total for Entity</b>	<b>\$563</b>		<b>\$191</b>
<b>City of Elk River</b>			
League of Minnesota Cities	17,013	10.1%	1,718
<b>Total for Entity</b>	<b>\$17,013</b>		<b>\$1,718</b>
<b>City of Elko New Market</b>			
Association of Metropolitan Municipalities	1,945	37.7%	733
League of Minnesota Cities	4,372	10.1%	442
<b>Total for Entity</b>	<b>\$6,317</b>		<b>\$1,175</b>
<b>City of Elkton</b>			
League of Minnesota Cities	366	10.1%	37
<b>Total for Entity</b>	<b>\$366</b>		<b>\$37</b>
<b>City of Ellendale</b>			
League of Minnesota Cities	783	10.1%	79
<b>Total for Entity</b>	<b>\$783</b>		<b>\$79</b>
<b>City of Ellsworth</b>			
League of Minnesota Cities	578	10.1%	58
Minnesota Association of Small Cities	358	78.0%	279
<b>Total for Entity</b>	<b>\$936</b>		<b>\$337</b>

**Table 5**  
**2014 Lobbying Expenditures Paid With Association Dues**  
**Listed by Entity**

Name of Entity (County) Association Name	Total Local Government Dues	Proportion of Dues Used for Lobbying	Total Dues Used for Lobbying
<b>City of Elmdale</b>			
League of Minnesota Cities	366	10.1%	37
<b>Total for Entity</b>	<b>\$366</b>		<b>\$37</b>
<b>City of Elmore</b>			
League of Minnesota Cities	762	10.1%	77
<b>Total for Entity</b>	<b>\$762</b>		<b>\$77</b>
<b>City of Elrosa</b>			
League of Minnesota Cities	366	10.1%	37
<b>Total for Entity</b>	<b>\$366</b>		<b>\$37</b>
<b>City of Ely</b>			
Coalition of Greater Minnesota Cities	5,515	59.8%	3,298
League of Minnesota Cities	6,861	10.1%	693
Range Association of Municipalities and Schools	700	30.0%	210
<b>Total for Entity</b>	<b>\$13,076</b>		<b>\$4,201</b>
<b>City of Elysian</b>			
League of Minnesota Cities	779	10.1%	79
<b>Total for Entity</b>	<b>\$779</b>		<b>\$79</b>
<b>City of Emily</b>			
League of Minnesota Cities	931	10.1%	94
<b>Total for Entity</b>	<b>\$931</b>		<b>\$94</b>
<b>City of Emmons</b>			
League of Minnesota Cities	508	10.1%	51
<b>Total for Entity</b>	<b>\$508</b>		<b>\$51</b>
<b>City of Erhard</b>			
League of Minnesota Cities	366	10.1%	37
Minnesota Association of Small Cities	186	78.0%	145
<b>Total for Entity</b>	<b>\$552</b>		<b>\$182</b>
<b>City of Erskine</b>			
League of Minnesota Cities	612	10.1%	62
Minnesota Association of Small Cities	313	78.0%	244
<b>Total for Entity</b>	<b>\$925</b>		<b>\$306</b>

**Table 5**  
**2014 Lobbying Expenditures Paid With Association Dues**  
**Listed by Entity**

<b>Name of Entity (County)</b> <b>Association Name</b>	<b>Total Local Government Dues</b>	<b>Proportion of Dues Used for Lobbying</b>	<b>Total Dues Used for Lobbying</b>
<b>City of Evan</b>			
League of Minnesota Cities	366	10.1%	37
<b>Total for Entity</b>	<b>\$366</b>		<b>\$37</b>
<b>City of Evansville</b>			
League of Minnesota Cities	1,419	10.1%	143
Minnesota Association of Small Cities	395	78.0%	308
<b>Total for Entity</b>	<b>\$1,814</b>		<b>\$451</b>
<b>City of Eveleth</b>			
Coalition of Greater Minnesota Cities	5,844	59.8%	3,495
Greater Minnesota Partnership	500	100.0%	500
Minnesota Environmental Science and Economic Review Board	1,303	34.7%	452
Range Association of Municipalities and Schools	700	30.0%	210
<b>Total for Entity</b>	<b>\$8,347</b>		<b>\$4,657</b>
<b>City of Excelsior</b>			
Association of Metropolitan Municipalities	1,039	37.7%	392
League of Minnesota Cities	2,336	10.1%	236
<b>Total for Entity</b>	<b>\$3,375</b>		<b>\$628</b>
<b>City of Eyota</b>			
League of Minnesota Cities	2,098	10.1%	212
Minnesota Association of Small Cities	970	78.0%	757
<b>Total for Entity</b>	<b>\$3,068</b>		<b>\$969</b>
<b>City of Fairfax</b>			
League of Minnesota Cities	1,294	10.1%	131
Minnesota Association of Small Cities	720	78.0%	562
<b>Total for Entity</b>	<b>\$2,014</b>		<b>\$693</b>
<b>City of Fairmont</b>			
Coalition of Greater Minnesota Cities	12,288	59.8%	7,348
Greater Minnesota Partnership	1,000	100.0%	1,000
League of Minnesota Cities	9,244	10.1%	934
<b>Total for Entity</b>	<b>\$22,532</b>		<b>\$9,282</b>

**Table 5**  
**2014 Lobbying Expenditures Paid With Association Dues**  
**Listed by Entity**

<b>Name of Entity (County)</b> <b>Association Name</b>	<b>Total Local Government Dues</b>	<b>Proportion of Dues Used for Lobbying</b>	<b>Total Dues Used for Lobbying</b>
<b>City of Falcon Heights</b>			
Association of Metropolitan Municipalities	2,423	37.7%	913
League of Minnesota Cities	5,313	10.1%	537
<b>Total for Entity</b>	<b>\$7,736</b>		<b>\$1,450</b>
<b>City of Faribault</b>			
League of Minnesota Cities	17,056	10.1%	1,723
Minnesota Environmental Science and Economic Review Board	5,965	34.7%	2,070
<b>Total for Entity</b>	<b>\$23,021</b>		<b>\$3,793</b>
<b>City of Farmington</b>			
League of Minnesota Cities	16,474	10.1%	1,664
<b>Total for Entity</b>	<b>\$16,474</b>		<b>\$1,664</b>
<b>City of Farwell</b>			
League of Minnesota Cities	366	10.1%	37
<b>Total for Entity</b>	<b>\$366</b>		<b>\$37</b>
<b>City of Federal Dam</b>			
League of Minnesota Cities	366	10.1%	37
Minnesota Association of Small Cities	165	78.0%	129
<b>Total for Entity</b>	<b>\$531</b>		<b>\$166</b>
<b>City of Felton</b>			
League of Minnesota Cities	366	10.1%	37
Minnesota Association of Small Cities	200	78.0%	156
<b>Total for Entity</b>	<b>\$566</b>		<b>\$193</b>
<b>City of Fergus Falls</b>			
Coalition of Greater Minnesota Cities	24,299	59.8%	14,531
Greater Minnesota Partnership	1,000	100.0%	1,000
League of Minnesota Cities	11,128	10.1%	1,124
Minnesota Environmental Science and Economic Review Board	49	34.7%	17
<b>Total for Entity</b>	<b>\$36,476</b>		<b>\$16,672</b>
<b>City of Fertile</b>			
League of Minnesota Cities	947	10.1%	96
<b>Total for Entity</b>	<b>\$947</b>		<b>\$96</b>

**Table 5**  
**2014 Lobbying Expenditures Paid With Association Dues**  
**Listed by Entity**

<b>Name of Entity (County)</b> <b>Association Name</b>	<b>Total Local Government Dues</b>	<b>Proportion of Dues Used for Lobbying</b>	<b>Total Dues Used for Lobbying</b>
<b>City of Fifty Lakes</b>			
League of Minnesota Cities	512	10.1%	52
Minnesota Association of Small Cities	294	78.0%	229
<b>Total for Entity</b>	<b>\$806</b>		<b>\$281</b>
<b>City of Finlayson</b>			
League of Minnesota Cities	429	10.1%	43
Minnesota Association of Small Cities	270	78.0%	211
<b>Total for Entity</b>	<b>\$699</b>		<b>\$254</b>
<b>City of Fisher</b>			
League of Minnesota Cities	547	10.1%	55
Minnesota Association of Small Cities	316	78.0%	246
<b>Total for Entity</b>	<b>\$863</b>		<b>\$301</b>
<b>City of Flensburg</b>			
Minnesota Association of Small Cities	111	78.0%	87
<b>Total for Entity</b>	<b>\$111</b>		<b>\$87</b>
<b>City of Floodwood</b>			
League of Minnesota Cities	645	10.1%	65
Minnesota Association of Small Cities	361	78.0%	282
<b>Total for Entity</b>	<b>\$1,006</b>		<b>\$347</b>
<b>City of Florence</b>			
League of Minnesota Cities	366	10.1%	37
<b>Total for Entity</b>	<b>\$366</b>		<b>\$37</b>
<b>City of Foley</b>			
League of Minnesota Cities	2,729	10.1%	276
<b>Total for Entity</b>	<b>\$2,729</b>		<b>\$276</b>
<b>City of Forada</b>			
League of Minnesota Cities	721	10.1%	73
Minnesota Association of Small Cities	203	78.0%	158
<b>Total for Entity</b>	<b>\$924</b>		<b>\$231</b>

**Table 5**  
**2014 Lobbying Expenditures Paid With Association Dues**  
**Listed by Entity**

<b>Name of Entity (County)</b> <b>Association Name</b>	<b>Total Local Government Dues</b>	<b>Proportion of Dues Used for Lobbying</b>	<b>Total Dues Used for Lobbying</b>
<b>City of Forest Lake</b>			
Association of Metropolitan Municipalities	6,759	37.7%	2,548
League of Minnesota Cities	15,001	10.1%	1,515
<b>Total for Entity</b>	<b>\$21,760</b>		<b>\$4,063</b>
<b>City of Foreston</b>			
League of Minnesota Cities	1,253	10.1%	127
<b>Total for Entity</b>	<b>\$1,253</b>		<b>\$127</b>
<b>City of Fort Ripley</b>			
League of Minnesota Cities	366	10.1%	37
<b>Total for Entity</b>	<b>\$366</b>		<b>\$37</b>
<b>City of Fosston</b>			
League of Minnesota Cities	1,599	10.1%	161
Minnesota Association of Small Cities	838	78.0%	654
<b>Total for Entity</b>	<b>\$2,437</b>		<b>\$815</b>
<b>City of Fountain</b>			
League of Minnesota Cities	527	10.1%	53
Minnesota Association of Small Cities	288	78.0%	225
<b>Total for Entity</b>	<b>\$815</b>		<b>\$278</b>
<b>City of Foxhome</b>			
League of Minnesota Cities	721	10.1%	73
<b>Total for Entity</b>	<b>\$721</b>		<b>\$73</b>
<b>City of Franklin</b>			
League of Minnesota Cities	608	10.1%	61
Minnesota Association of Small Cities	350	78.0%	273
<b>Total for Entity</b>	<b>\$958</b>		<b>\$334</b>
<b>City of Frazee</b>			
League of Minnesota Cities	1,472	10.1%	149
Minnesota Association of Small Cities	757	78.0%	590
<b>Total for Entity</b>	<b>\$2,229</b>		<b>\$739</b>



**Table 5**  
**2014 Lobbying Expenditures Paid With Association Dues**  
**Listed by Entity**

<b>Name of Entity (County)</b> <b>Association Name</b>	<b>Total Local Government Dues</b>	<b>Proportion of Dues Used for Lobbying</b>	<b>Total Dues Used for Lobbying</b>
<b>City of Freeborn</b>			
League of Minnesota Cities	409	10.1%	41
Minnesota Association of Small Cities	254	78.0%	198
<b>Total for Entity</b>	<b>\$663</b>		<b>\$239</b>
<b>City of Freeport</b>			
League of Minnesota Cities	771	10.1%	78
<b>Total for Entity</b>	<b>\$771</b>		<b>\$78</b>
<b>City of Fridley</b>			
Association of Metropolitan Municipalities	8,607	37.7%	3,245
League of Minnesota Cities	18,849	10.1%	1,904
<b>Total for Entity</b>	<b>\$27,456</b>		<b>\$5,149</b>
<b>City of Frost</b>			
League of Minnesota Cities	366	10.1%	37
Minnesota Association of Small Cities	209	78.0%	163
<b>Total for Entity</b>	<b>\$575</b>		<b>\$200</b>
<b>City of Fulda</b>			
League of Minnesota Cities	1,382	10.1%	140
Minnesota Association of Small Cities	743	78.0%	580
<b>Total for Entity</b>	<b>\$2,125</b>		<b>\$720</b>
<b>City of Garfield</b>			
League of Minnesota Cities	472	10.1%	48
<b>Total for Entity</b>	<b>\$472</b>		<b>\$48</b>
<b>City of Garrison</b>			
League of Minnesota Cities	366	10.1%	37
Minnesota Association of Small Cities	215	78.0%	168
<b>Total for Entity</b>	<b>\$581</b>		<b>\$205</b>
<b>City of Garvin</b>			
League of Minnesota Cities	366	10.1%	37
<b>Total for Entity</b>	<b>\$366</b>		<b>\$37</b>

**Table 5**  
**2014 Lobbying Expenditures Paid With Association Dues**  
**Listed by Entity**

<b>Name of Entity (County)</b> <b>Association Name</b>	<b>Total Local Government Dues</b>	<b>Proportion of Dues Used for Lobbying</b>	<b>Total Dues Used for Lobbying</b>
<b>City of Gary</b>			
League of Minnesota Cities	366	10.1%	37
Minnesota Association of Small Cities	216	78.0%	168
<b>Total for Entity</b>	<b>\$582</b>		<b>\$205</b>
<b>City of Gaylord</b>			
League of Minnesota Cities	2,355	10.1%	238
Minnesota Association of Small Cities	1,237	78.0%	965
<b>Total for Entity</b>	<b>\$3,592</b>		<b>\$1,203</b>
<b>City of Gem Lake</b>			
League of Minnesota Cities	514	10.1%	52
<b>Total for Entity</b>	<b>\$514</b>		<b>\$52</b>
<b>City of Genola</b>			
League of Minnesota Cities	366	10.1%	37
<b>Total for Entity</b>	<b>\$366</b>		<b>\$37</b>
<b>City of Georgetown</b>			
League of Minnesota Cities	366	10.1%	37
<b>Total for Entity</b>	<b>\$366</b>		<b>\$37</b>
<b>City of Ghent</b>			
League of Minnesota Cities	477	10.1%	48
Minnesota Association of Small Cities	287	78.0%	224
<b>Total for Entity</b>	<b>\$764</b>		<b>\$272</b>
<b>City of Gibbon</b>			
League of Minnesota Cities	1,723	10.1%	174
<b>Total for Entity</b>	<b>\$1,723</b>		<b>\$174</b>
<b>City of Gilbert</b>			
Coalition of Greater Minnesota Cities	3,396	59.8%	2,031
League of Minnesota Cities	1,876	10.1%	189
Minnesota Association of Small Cities	672	78.0%	524
Range Association of Municipalities and Schools	700	30.0%	210
<b>Total for Entity</b>	<b>\$6,644</b>		<b>\$2,954</b>

**Table 5**  
**2014 Lobbying Expenditures Paid With Association Dues**  
**Listed by Entity**

Name of Entity (County) Association Name	Total Local Government Dues	Proportion of Dues Used for Lobbying	Total Dues Used for Lobbying
<b>City of Gilman</b>			
League of Minnesota Cities	366	10.1%	37
<b>Total for Entity</b>	<b>\$366</b>		<b>\$37</b>
<b>City of Glencoe</b>			
Coalition of Greater Minnesota Cities	8,967	59.8%	5,362
League of Minnesota Cities	5,412	10.1%	547
Minnesota Environmental Science and Economic Review Board	1,697	34.7%	589
<b>Total for Entity</b>	<b>\$16,076</b>		<b>\$6,498</b>
<b>City of Glenville</b>			
League of Minnesota Cities	736	10.1%	74
<b>Total for Entity</b>	<b>\$736</b>		<b>\$74</b>
<b>City of Glenwood</b>			
Coalition of Greater Minnesota Cities	4,372	59.8%	2,614
League of Minnesota Cities	2,596	10.1%	262
<b>Total for Entity</b>	<b>\$6,968</b>		<b>\$2,876</b>
<b>City of Glyndon</b>			
League of Minnesota Cities	1,497	10.1%	151
Minnesota Association of Small Cities	675	78.0%	526
<b>Total for Entity</b>	<b>\$2,172</b>		<b>\$677</b>
<b>City of Golden Valley</b>			
Association of Metropolitan Municipalities	7,275	37.7%	2,743
League of Minnesota Cities	15,915	10.1%	1,607
<b>Total for Entity</b>	<b>\$23,190</b>		<b>\$4,350</b>
<b>City of Gonvick</b>			
League of Minnesota Cities	408	10.1%	41
<b>Total for Entity</b>	<b>\$408</b>		<b>\$41</b>
<b>City of Good Thunder</b>			
League of Minnesota Cities	676	10.1%	68
<b>Total for Entity</b>	<b>\$676</b>		<b>\$68</b>

**Table 5**  
**2014 Lobbying Expenditures Paid With Association Dues**  
**Listed by Entity**

<b>Name of Entity (County)</b> <b>Association Name</b>	<b>Total Local Government Dues</b>	<b>Proportion of Dues Used for Lobbying</b>	<b>Total Dues Used for Lobbying</b>
<b>City of Goodhue</b>			
League of Minnesota Cities	1,273	10.1%	129
Minnesota Association of Small Cities	464	78.0%	362
<b>Total for Entity</b>	<b>\$1,737</b>		<b>\$491</b>
<b>City of Goodridge</b>			
League of Minnesota Cities	366	10.1%	37
<b>Total for Entity</b>	<b>\$366</b>		<b>\$37</b>
<b>City of Goodview</b>			
League of Minnesota Cities	3,928	10.1%	397
<b>Total for Entity</b>	<b>\$3,928</b>		<b>\$397</b>
<b>City of Graceville</b>			
League of Minnesota Cities	685	10.1%	69
Minnesota Association of Small Cities	120	78.0%	94
<b>Total for Entity</b>	<b>\$805</b>		<b>\$163</b>
<b>City of Granada</b>			
League of Minnesota Cities	412	10.1%	42
<b>Total for Entity</b>	<b>\$412</b>		<b>\$42</b>
<b>City of Grand Marais</b>			
Coalition of Greater Minnesota Cities	2,118	59.8%	1,267
League of Minnesota Cities	2,838	10.1%	287
<b>Total for Entity</b>	<b>\$4,956</b>		<b>\$1,554</b>
<b>City of Grand Meadow</b>			
League of Minnesota Cities	1,246	10.1%	126
<b>Total for Entity</b>	<b>\$1,246</b>		<b>\$126</b>
<b>City of Grand Rapids</b>			
Coalition of Greater Minnesota Cities	15,831	59.8%	9,467
League of Minnesota Cities	9,243	10.1%	934
Minnesota Environmental Science and Economic Review Board	2,673	34.7%	928
Range Association of Municipalities and Schools	950	30.0%	285
<b>Total for Entity</b>	<b>\$28,697</b>		<b>\$11,614</b>

**Table 5**  
**2014 Lobbying Expenditures Paid With Association Dues**  
**Listed by Entity**

<b>Name of Entity (County)</b> <b>Association Name</b>	<b>Total Local Government Dues</b>	<b>Proportion of Dues Used for Lobbying</b>	<b>Total Dues Used for Lobbying</b>
<b>City of Granite Falls</b>			
Coalition of Greater Minnesota Cities	5,012	59.8%	2,997
Coalition of Utility Cities	1,493	60.5%	903
Greater Minnesota Partnership	500	100.0%	500
League of Minnesota Cities	2,866	10.1%	289
Minnesota Environmental Science and Economic Review Board	1,067	34.7%	370
<b>Total for Entity</b>	<b>\$10,938</b>		<b>\$5,059</b>
<b>City of Grant</b>			
League of Minnesota Cities	4,247	10.1%	429
<b>Total for Entity</b>	<b>\$4,247</b>		<b>\$429</b>
<b>City of Grasston</b>			
League of Minnesota Cities	366	10.1%	37
<b>Total for Entity</b>	<b>\$366</b>		<b>\$37</b>
<b>City of Green Isle</b>			
League of Minnesota Cities	666	10.1%	67
<b>Total for Entity</b>	<b>\$666</b>		<b>\$67</b>
<b>City of Greenbush</b>			
League of Minnesota Cities	820	10.1%	83
Minnesota Association of Small Cities	444	78.0%	346
<b>Total for Entity</b>	<b>\$1,264</b>		<b>\$429</b>
<b>City of Greenfield</b>			
League of Minnesota Cities	2,837	10.1%	287
<b>Total for Entity</b>	<b>\$2,837</b>		<b>\$287</b>
<b>City of Greenwald</b>			
League of Minnesota Cities	366	10.1%	37
<b>Total for Entity</b>	<b>\$366</b>		<b>\$37</b>
<b>City of Greenwood</b>			
League of Minnesota Cities	798	10.1%	81
<b>Total for Entity</b>	<b>\$798</b>		<b>\$81</b>

**Table 5**  
**2014 Lobbying Expenditures Paid With Association Dues**  
**Listed by Entity**

Name of Entity (County) Association Name	Total Local Government Dues	Proportion of Dues Used for Lobbying	Total Dues Used for Lobbying
<b>City of Grey Eagle</b>			
League of Minnesota Cities	457	10.1%	46
<b>Total for Entity</b>	<b>\$457</b>		<b>\$46</b>
<b>City of Grove City</b>			
League of Minnesota Cities	736	10.1%	74
Minnesota Association of Small Cities	406	78.0%	317
<b>Total for Entity</b>	<b>\$1,142</b>		<b>\$391</b>
<b>City of Grygla</b>			
League of Minnesota Cities	366	10.1%	37
Minnesota Association of Small Cities	219	78.0%	171
<b>Total for Entity</b>	<b>\$585</b>		<b>\$208</b>
<b>City of Gully</b>			
League of Minnesota Cities	366	10.1%	37
<b>Total for Entity</b>	<b>\$366</b>		<b>\$37</b>
<b>City of Hackensack</b>			
League of Minnesota Cities	434	10.1%	44
Minnesota Association of Small Cities	260	78.0%	203
<b>Total for Entity</b>	<b>\$694</b>		<b>\$247</b>
<b>City of Hadley</b>			
League of Minnesota Cities	366	10.1%	37
<b>Total for Entity</b>	<b>\$366</b>		<b>\$37</b>
<b>City of Hallock</b>			
League of Minnesota Cities	1,062	10.1%	107
<b>Total for Entity</b>	<b>\$1,062</b>		<b>\$107</b>
<b>City of Halstad</b>			
League of Minnesota Cities	696	10.1%	70
<b>Total for Entity</b>	<b>\$696</b>		<b>\$70</b>
<b>City of Ham Lake</b>			
League of Minnesota Cities	12,711	10.1%	1,284
<b>Total for Entity</b>	<b>\$12,711</b>		<b>\$1,284</b>

**Table 5**  
**2014 Lobbying Expenditures Paid With Association Dues**  
**Listed by Entity**

Name of Entity (County) Association Name	Total Local Government Dues	Proportion of Dues Used for Lobbying	Total Dues Used for Lobbying
<b>City of Hamburg</b>			
League of Minnesota Cities	618	10.1%	62
Minnesota Association of Small Cities	351	78.0%	274
<b>Total for Entity</b>	<b>\$969</b>		<b>\$336</b>
<b>City of Hammond</b>			
League of Minnesota Cities	366	10.1%	37
<b>Total for Entity</b>	<b>\$366</b>		<b>\$37</b>
<b>City of Hampton</b>			
League of Minnesota Cities	806	10.1%	81
<b>Total for Entity</b>	<b>\$806</b>		<b>\$81</b>
<b>City of Hancock</b>			
League of Minnesota Cities	868	10.1%	88
Minnesota Association of Small Cities	464	78.0%	362
<b>Total for Entity</b>	<b>\$1,332</b>		<b>\$450</b>
<b>City of Hanley Falls</b>			
League of Minnesota Cities	411	10.1%	42
<b>Total for Entity</b>	<b>\$411</b>		<b>\$42</b>
<b>City of Hanover</b>			
Association of Metropolitan Municipalities	150	37.7%	57
League of Minnesota Cities	3,039	10.1%	307
Minnesota Association of Small Cities	1,522	78.0%	1,187
<b>Total for Entity</b>	<b>\$4,711</b>		<b>\$1,551</b>
<b>City of Hanska</b>			
League of Minnesota Cities	503	10.1%	51
Minnesota Association of Small Cities	299	78.0%	233
<b>Total for Entity</b>	<b>\$802</b>		<b>\$284</b>
<b>City of Harding</b>			
League of Minnesota Cities	366	10.1%	37
<b>Total for Entity</b>	<b>\$366</b>		<b>\$37</b>

**Table 5**  
**2014 Lobbying Expenditures Paid With Association Dues**  
**Listed by Entity**

<b>Name of Entity (County)</b> <b>Association Name</b>	<b>Total Local Government Dues</b>	<b>Proportion of Dues Used for Lobbying</b>	<b>Total Dues Used for Lobbying</b>
<b>City of Hardwick</b>			
League of Minnesota Cities	366	10.1%	37
Minnesota Association of Small Cities	209	78.0%	163
<b>Total for Entity</b>	<b>\$575</b>		<b>\$200</b>
<b>City of Harmony</b>			
League of Minnesota Cities	1,115	10.1%	113
Minnesota Association of Small Cities	636	78.0%	496
<b>Total for Entity</b>	<b>\$1,751</b>		<b>\$609</b>
<b>City of Harris</b>			
League of Minnesota Cities	1,218	10.1%	123
<b>Total for Entity</b>	<b>\$1,218</b>		<b>\$123</b>
<b>City of Hartland</b>			
League of Minnesota Cities	428	10.1%	43
Minnesota Association of Small Cities	262	78.0%	204
<b>Total for Entity</b>	<b>\$690</b>		<b>\$247</b>
<b>City of Hastings</b>			
Association of Metropolitan Municipalities	7,611	37.7%	2,869
League of Minnesota Cities	16,695	10.1%	1,686
<b>Total for Entity</b>	<b>\$24,306</b>		<b>\$4,555</b>
<b>City of Hatfield</b>			
League of Minnesota Cities	366	10.1%	37
<b>Total for Entity</b>	<b>\$366</b>		<b>\$37</b>
<b>City of Hawley</b>			
Coalition of Greater Minnesota Cities	3,737	59.8%	2,235
League of Minnesota Cities	2,175	10.1%	220
Minnesota Association of Small Cities	1,130	78.0%	881
<b>Total for Entity</b>	<b>\$7,042</b>		<b>\$3,336</b>
<b>City of Hayfield</b>			
League of Minnesota Cities	1,430	10.1%	144
Minnesota Association of Small Cities	755	78.0%	589
<b>Total for Entity</b>	<b>\$2,185</b>		<b>\$733</b>



**Table 5**  
**2014 Lobbying Expenditures Paid With Association Dues**  
**Listed by Entity**

Name of Entity (County) Association Name	Total Local Government Dues	Proportion of Dues Used for Lobbying	Total Dues Used for Lobbying
<b>City of Hayward</b>			
League of Minnesota Cities	373	10.1%	38
<b>Total for Entity</b>	<b>\$373</b>		<b>\$38</b>
<b>City of Hazel Run</b>			
League of Minnesota Cities	366	10.1%	37
<b>Total for Entity</b>	<b>\$366</b>		<b>\$37</b>
<b>City of Hector</b>			
League of Minnesota Cities	1,203	10.1%	122
<b>Total for Entity</b>	<b>\$1,203</b>		<b>\$122</b>
<b>City of Heidelberg</b>			
League of Minnesota Cities	366	10.1%	37
<b>Total for Entity</b>	<b>\$366</b>		<b>\$37</b>
<b>City of Henderson</b>			
League of Minnesota Cities	994	10.1%	100
<b>Total for Entity</b>	<b>\$994</b>		<b>\$100</b>
<b>City of Hendricks</b>			
League of Minnesota Cities	814	10.1%	82
Minnesota Association of Small Cities	441	78.0%	344
<b>Total for Entity</b>	<b>\$1,255</b>		<b>\$426</b>
<b>City of Hendrum</b>			
League of Minnesota Cities	813	10.1%	82
Minnesota Association of Small Cities	258	78.0%	201
<b>Total for Entity</b>	<b>\$1,071</b>		<b>\$283</b>
<b>City of Henning</b>			
League of Minnesota Cities	907	10.1%	92
<b>Total for Entity</b>	<b>\$907</b>		<b>\$92</b>
<b>City of Henriette</b>			
League of Minnesota Cities	366	10.1%	37
Minnesota Association of Small Cities	151	78.0%	118
<b>Total for Entity</b>	<b>\$517</b>		<b>\$155</b>

**Table 5**  
**2014 Lobbying Expenditures Paid With Association Dues**  
**Listed by Entity**

<b>Name of Entity (County)</b> <b>Association Name</b>	<b>Total Local Government Dues</b>	<b>Proportion of Dues Used for Lobbying</b>	<b>Total Dues Used for Lobbying</b>
<b>City of Herman</b>			
League of Minnesota Cities	553	10.1%	56
<b>Total for Entity</b>	<b>\$553</b>		<b>\$56</b>
<b>City of Hermantown</b>			
League of Minnesota Cities	16,969	10.1%	1,714
<b>Total for Entity</b>	<b>\$16,969</b>		<b>\$1,714</b>
<b>City of Heron Lake</b>			
League of Minnesota Cities	796	10.1%	80
<b>Total for Entity</b>	<b>\$796</b>		<b>\$80</b>
<b>City of Hewitt</b>			
League of Minnesota Cities	376	10.1%	38
Minnesota Association of Small Cities	240	78.0%	187
<b>Total for Entity</b>	<b>\$616</b>		<b>\$225</b>
<b>City of Hibbing</b>			
League of Minnesota Cities	13,172	10.1%	1,330
Range Association of Municipalities and Schools	1,200	30.0%	360
<b>Total for Entity</b>	<b>\$14,372</b>		<b>\$1,690</b>
<b>City of Hill City</b>			
League of Minnesota Cities	739	10.1%	75
Minnesota Association of Small Cities	405	78.0%	316
<b>Total for Entity</b>	<b>\$1,144</b>		<b>\$391</b>
<b>City of Hills</b>			
League of Minnesota Cities	789	10.1%	80
<b>Total for Entity</b>	<b>\$789</b>		<b>\$80</b>
<b>City of Hilltop</b>			
League of Minnesota Cities	1,878	10.1%	190
<b>Total for Entity</b>	<b>\$1,878</b>		<b>\$190</b>

**Table 5**  
**2014 Lobbying Expenditures Paid With Association Dues**  
**Listed by Entity**

<b>Name of Entity (County)</b> <b>Association Name</b>	<b>Total Local Government Dues</b>	<b>Proportion of Dues Used for Lobbying</b>	<b>Total Dues Used for Lobbying</b>
<b>City of Hinckley</b>			
Coalition of Greater Minnesota Cities	3,397	59.8%	2,031
League of Minnesota Cities	1,861	10.1%	188
Minnesota Association of Small Cities	960	78.0%	749
<b>Total for Entity</b>	<b>\$6,218</b>		<b>\$2,968</b>
<b>City of Hitterdal</b>			
League of Minnesota Cities	366	10.1%	37
Minnesota Association of Small Cities	210	78.0%	164
<b>Total for Entity</b>	<b>\$576</b>		<b>\$201</b>
<b>City of Hoffman</b>			
League of Minnesota Cities	793	10.1%	80
Minnesota Association of Small Cities	426	78.0%	332
<b>Total for Entity</b>	<b>\$1,219</b>		<b>\$412</b>
<b>City of Hokah</b>			
League of Minnesota Cities	678	10.1%	68
<b>Total for Entity</b>	<b>\$678</b>		<b>\$68</b>
<b>City of Holdingford</b>			
League of Minnesota Cities	813	10.1%	82
Minnesota Association of Small Cities	438	78.0%	342
<b>Total for Entity</b>	<b>\$1,251</b>		<b>\$424</b>
<b>City of Holland</b>			
League of Minnesota Cities	366	10.1%	37
<b>Total for Entity</b>	<b>\$366</b>		<b>\$37</b>
<b>City of Hollandale</b>			
League of Minnesota Cities	413	10.1%	42
Minnesota Association of Small Cities	256	78.0%	200
<b>Total for Entity</b>	<b>\$669</b>		<b>\$242</b>
<b>City of Holloway</b>			
League of Minnesota Cities	366	10.1%	37
<b>Total for Entity</b>	<b>\$366</b>		<b>\$37</b>

**Table 5**  
**2014 Lobbying Expenditures Paid With Association Dues**  
**Listed by Entity**

<b>Name of Entity (County)</b> <b>Association Name</b>	<b>Total Local Government Dues</b>	<b>Proportion of Dues Used for Lobbying</b>	<b>Total Dues Used for Lobbying</b>
<b>City of Holt</b>			
Minnesota Association of Small Cities	162	78.0%	126
<b>Total for Entity</b>	<b>\$162</b>		<b>\$126</b>
<b>City of Hopkins</b>			
Association of Metropolitan Municipalities	6,483	37.7%	2,444
League of Minnesota Cities	14,569	10.1%	1,471
<b>Total for Entity</b>	<b>\$21,052</b>		<b>\$3,915</b>
<b>City of Houston</b>			
League of Minnesota Cities	1,074	10.1%	108
Minnesota Association of Small Cities	561	78.0%	438
<b>Total for Entity</b>	<b>\$1,635</b>		<b>\$546</b>
<b>City of Howard Lake</b>			
League of Minnesota Cities	2,064	10.1%	208
<b>Total for Entity</b>	<b>\$2,064</b>		<b>\$208</b>
<b>City of Hoyt Lakes</b>			
Coalition of Greater Minnesota Cities	3,662	59.8%	2,190
Coalition of Utility Cities	2,430	60.5%	1,470
Greater Minnesota Partnership	500	100.0%	500
League of Minnesota Cities	2,093	10.1%	211
Minnesota Association of Small Cities	1,108	78.0%	864
Range Association of Municipalities and Schools	700	30.0%	210
<b>Total for Entity</b>	<b>\$10,493</b>		<b>\$5,445</b>
<b>City of Hugo</b>			
Association of Metropolitan Municipalities	5,194	37.7%	1,958
League of Minnesota Cities	11,520	10.1%	1,164
<b>Total for Entity</b>	<b>\$16,714</b>		<b>\$3,122</b>
<b>City of Humboldt</b>			
League of Minnesota Cities	366	10.1%	37
Minnesota Association of Small Cities	140	78.0%	109
<b>Total for Entity</b>	<b>\$506</b>		<b>\$146</b>

**Table 5**  
**2014 Lobbying Expenditures Paid With Association Dues**  
**Listed by Entity**

Name of Entity (County) Association Name	Total Local Government Dues	Proportion of Dues Used for Lobbying	Total Dues Used for Lobbying
<b>City of Hutchinson</b>			
Coalition of Greater Minnesota Cities	26,118	59.8%	15,619
Greater Minnesota Partnership	1,000	100.0%	1,000
League of Minnesota Cities	22,993	10.1%	2,322
Minnesota Environmental Science and Economic Review Board	4,016	34.7%	1,394
<b>Total for Entity</b>	<b>\$54,127</b>		<b>\$20,335</b>
<b>City of Ihlen</b>			
League of Minnesota Cities	366	10.1%	37
<b>Total for Entity</b>	<b>\$366</b>		<b>\$37</b>
<b>City of Independence</b>			
Association of Metropolitan Municipalities	1,639	37.7%	618
League of Minnesota Cities	3,741	10.1%	378
<b>Total for Entity</b>	<b>\$5,380</b>		<b>\$996</b>
<b>City of International Falls</b>			
Coalition of Greater Minnesota Cities	10,004	59.8%	5,982
League of Minnesota Cities	6,068	10.1%	613
<b>Total for Entity</b>	<b>\$16,072</b>		<b>\$6,595</b>
<b>City of Inver Grove Heights</b>			
Association of Metropolitan Municipalities	9,784	37.7%	3,689
League of Minnesota Cities	21,542	10.1%	2,176
Municipal Legislative Commission	8,547	85.7%	7,325
<b>Total for Entity</b>	<b>\$39,873</b>		<b>\$13,190</b>
<b>City of Iona</b>			
League of Minnesota Cities	366	10.1%	37
<b>Total for Entity</b>	<b>\$366</b>		<b>\$37</b>
<b>City of Iron Junction</b>			
League of Minnesota Cities	366	10.1%	37
Minnesota Association of Small Cities	159	78.0%	124
<b>Total for Entity</b>	<b>\$525</b>		<b>\$161</b>

**Table 5**  
**2014 Lobbying Expenditures Paid With Association Dues**  
**Listed by Entity**

<b>Name of Entity (County)</b> <b>Association Name</b>	<b>Total Local Government Dues</b>	<b>Proportion of Dues Used for Lobbying</b>	<b>Total Dues Used for Lobbying</b>
<b>City of Ironton</b>			
League of Minnesota Cities	687	10.1%	69
<b>Total for Entity</b>	<b>\$687</b>		<b>\$69</b>
<b>City of Isanti</b>			
League of Minnesota Cities	5,265	10.1%	532
<b>Total for Entity</b>	<b>\$5,265</b>		<b>\$532</b>
<b>City of Isle</b>			
League of Minnesota Cities	869	10.1%	88
Minnesota Association of Small Cities	474	78.0%	370
<b>Total for Entity</b>	<b>\$1,343</b>		<b>\$458</b>
<b>City of Ivanhoe</b>			
League of Minnesota Cities	666	10.1%	67
Minnesota Association of Small Cities	372	78.0%	290
<b>Total for Entity</b>	<b>\$1,038</b>		<b>\$357</b>
<b>City of Jackson</b>			
Greater Minnesota Partnership	500	100.0%	500
League of Minnesota Cities	3,382	10.1%	342
<b>Total for Entity</b>	<b>\$3,882</b>		<b>\$842</b>
<b>City of Janesville</b>			
Coalition of Greater Minnesota Cities	3,979	59.8%	2,379
Highway 14 Partnership	1,000	100.0%	1,000
League of Minnesota Cities	4,581	10.1%	463
<b>Total for Entity</b>	<b>\$9,560</b>		<b>\$3,842</b>
<b>City of Jasper</b>			
League of Minnesota Cities	725	10.1%	73
Minnesota Association of Small Cities	405	78.0%	316
<b>Total for Entity</b>	<b>\$1,130</b>		<b>\$389</b>
<b>City of Jeffers</b>			
League of Minnesota Cities	477	10.1%	48
Minnesota Association of Small Cities	286	78.0%	223
<b>Total for Entity</b>	<b>\$763</b>		<b>\$271</b>

**Table 5**  
**2014 Lobbying Expenditures Paid With Association Dues**  
**Listed by Entity**

Name of Entity (County) Association Name	Total Local Government Dues	Proportion of Dues Used for Lobbying	Total Dues Used for Lobbying
<b>City of Jenkins</b>			
League of Minnesota Cities	556	10.1%	56
<b>Total for Entity</b>	<b>\$556</b>		<b>\$56</b>
<b>City of Jordan</b>			
Association of Metropolitan Municipalities	2,535	37.7%	956
League of Minnesota Cities	5,966	10.1%	603
<b>Total for Entity</b>	<b>\$8,501</b>		<b>\$1,559</b>
<b>City of Kandiyohi</b>			
League of Minnesota Cities	599	10.1%	60
Minnesota Association of Small Cities	341	78.0%	266
<b>Total for Entity</b>	<b>\$940</b>		<b>\$326</b>
<b>City of Karlstad</b>			
League of Minnesota Cities	868	10.1%	88
<b>Total for Entity</b>	<b>\$868</b>		<b>\$88</b>
<b>City of Kasota</b>			
League of Minnesota Cities	781	10.1%	79
<b>Total for Entity</b>	<b>\$781</b>		<b>\$79</b>
<b>City of Kasson</b>			
League of Minnesota Cities	5,817	10.1%	588
<b>Total for Entity</b>	<b>\$5,817</b>		<b>\$588</b>
<b>City of Keewatin</b>			
League of Minnesota Cities	1,170	10.1%	118
<b>Total for Entity</b>	<b>\$1,170</b>		<b>\$118</b>
<b>City of Kelliher</b>			
League of Minnesota Cities	386	10.1%	39
Minnesota Association of Small Cities	238	78.0%	186
<b>Total for Entity</b>	<b>\$624</b>		<b>\$225</b>
<b>City of Kellogg</b>			
League of Minnesota Cities	555	10.1%	56
Minnesota Association of Small Cities	206	78.0%	161
<b>Total for Entity</b>	<b>\$761</b>		<b>\$217</b>

**Table 5**  
**2014 Lobbying Expenditures Paid With Association Dues**  
**Listed by Entity**

<b>Name of Entity (County)</b> <b>Association Name</b>	<b>Total Local Government Dues</b>	<b>Proportion of Dues Used for Lobbying</b>	<b>Total Dues Used for Lobbying</b>
<b>City of Kennedy</b>			
League of Minnesota Cities	366	10.1%	37
Minnesota Association of Small Cities	209	78.0%	163
<b>Total for Entity</b>	<b>\$575</b>		<b>\$200</b>
<b>City of Kenneth</b>			
League of Minnesota Cities	366	10.1%	37
<b>Total for Entity</b>	<b>\$366</b>		<b>\$37</b>
<b>City of Kensington</b>			
League of Minnesota Cities	411	10.1%	42
<b>Total for Entity</b>	<b>\$411</b>		<b>\$42</b>
<b>City of Kent</b>			
League of Minnesota Cities	366	10.1%	37
<b>Total for Entity</b>	<b>\$366</b>		<b>\$37</b>
<b>City of Kenyon</b>			
League of Minnesota Cities	1,894	10.1%	191
<b>Total for Entity</b>	<b>\$1,894</b>		<b>\$191</b>
<b>City of Kerkhoven</b>			
League of Minnesota Cities	847	10.1%	86
<b>Total for Entity</b>	<b>\$847</b>		<b>\$86</b>
<b>City of Kerrick</b>			
League of Minnesota Cities	366	10.1%	37
<b>Total for Entity</b>	<b>\$366</b>		<b>\$37</b>
<b>City of Kettle River</b>			
League of Minnesota Cities	366	10.1%	37
Minnesota Association of Small Cities	201	78.0%	157
<b>Total for Entity</b>	<b>\$567</b>		<b>\$194</b>
<b>City of Kiester</b>			
League of Minnesota Cities	600	10.1%	61
Minnesota Association of Small Cities	346	78.0%	270
<b>Total for Entity</b>	<b>\$946</b>		<b>\$331</b>



**Table 5**  
**2014 Lobbying Expenditures Paid With Association Dues**  
**Listed by Entity**

Name of Entity (County) Association Name	Total Local Government Dues	Proportion of Dues Used for Lobbying	Total Dues Used for Lobbying
<b>City of Kilkenny</b>			
League of Minnesota Cities	366	10.1%	37
Minnesota Association of Small Cities	174	78.0%	136
<b>Total for Entity</b>	<b>\$540</b>		<b>\$173</b>
<b>City of Kimball</b>			
League of Minnesota Cities	871	10.1%	88
<b>Total for Entity</b>	<b>\$871</b>		<b>\$88</b>
<b>City of Kingston</b>			
League of Minnesota Cities	366	10.1%	37
<b>Total for Entity</b>	<b>\$366</b>		<b>\$37</b>
<b>City of Kinney</b>			
League of Minnesota Cities	366	10.1%	37
Minnesota Association of Small Cities	198	78.0%	154
Range Association of Municipalities and Schools	450	30.0%	135
<b>Total for Entity</b>	<b>\$1,014</b>		<b>\$326</b>
<b>City of La Crescent</b>			
Coalition of Greater Minnesota Cities	7,457	59.8%	4,459
League of Minnesota Cities	4,929	10.1%	498
<b>Total for Entity</b>	<b>\$12,386</b>		<b>\$4,957</b>
<b>City of La Prairie</b>			
League of Minnesota Cities	778	10.1%	79
Minnesota Association of Small Cities	419	78.0%	327
<b>Total for Entity</b>	<b>\$1,197</b>		<b>\$406</b>
<b>City of La Salle</b>			
League of Minnesota Cities	366	10.1%	37
<b>Total for Entity</b>	<b>\$366</b>		<b>\$37</b>
<b>City of Lafayette</b>			
League of Minnesota Cities	1,193	10.1%	120
<b>Total for Entity</b>	<b>\$1,193</b>		<b>\$120</b>

**Table 5**  
**2014 Lobbying Expenditures Paid With Association Dues**  
**Listed by Entity**

<b>Name of Entity (County)</b> <b>Association Name</b>	<b>Total Local Government Dues</b>	<b>Proportion of Dues Used for Lobbying</b>	<b>Total Dues Used for Lobbying</b>
<b>City of Lake Benton</b>			
League of Minnesota Cities	783	10.1%	79
<b>Total for Entity</b>	<b>\$783</b>		<b>\$79</b>
<b>City of Lake Bronson</b>			
League of Minnesota Cities	366	10.1%	37
<b>Total for Entity</b>	<b>\$366</b>		<b>\$37</b>
<b>City of Lake City</b>			
League of Minnesota Cities	4,993	10.1%	504
<b>Total for Entity</b>	<b>\$4,993</b>		<b>\$504</b>
<b>City of Lake Crystal</b>			
League of Minnesota Cities	2,598	10.1%	262
Minnesota Association of Small Cities	1,347	78.0%	1,051
<b>Total for Entity</b>	<b>\$3,945</b>		<b>\$1,313</b>
<b>City of Lake Elmo</b>			
Association of Metropolitan Municipalities	3,397	37.7%	1,281
League of Minnesota Cities	7,943	10.1%	802
<b>Total for Entity</b>	<b>\$11,340</b>		<b>\$2,083</b>
<b>City of Lake Henry</b>			
League of Minnesota Cities	366	10.1%	37
<b>Total for Entity</b>	<b>\$366</b>		<b>\$37</b>
<b>City of Lake Lillian</b>			
League of Minnesota Cities	366	10.1%	37
Minnesota Association of Small Cities	227	78.0%	177
<b>Total for Entity</b>	<b>\$593</b>		<b>\$214</b>
<b>City of Lake Park</b>			
League of Minnesota Cities	899	10.1%	91
<b>Total for Entity</b>	<b>\$899</b>		<b>\$91</b>
<b>City of Lake Saint Croix Beach</b>			
Association of Metropolitan Municipalities	527	37.7%	199
League of Minnesota Cities	1,153	10.1%	116
<b>Total for Entity</b>	<b>\$1,680</b>		<b>\$315</b>

**Table 5**  
**2014 Lobbying Expenditures Paid With Association Dues**  
**Listed by Entity**

<b>Name of Entity (County)</b> <b>Association Name</b>	<b>Total Local Government Dues</b>	<b>Proportion of Dues Used for Lobbying</b>	<b>Total Dues Used for Lobbying</b>
<b>City of Lake Shore</b>			
League of Minnesota Cities	1,120	10.1%	113
Minnesota Association of Small Cities	602	78.0%	470
<b>Total for Entity</b>	<b>\$1,722</b>		<b>\$583</b>
<b>City of Lake Wilson</b>			
League of Minnesota Cities	721	10.1%	73
<b>Total for Entity</b>	<b>\$721</b>		<b>\$73</b>
<b>City of Lakefield</b>			
League of Minnesota Cities	1,782	10.1%	180
<b>Total for Entity</b>	<b>\$1,782</b>		<b>\$180</b>
<b>City of Lakeland</b>			
League of Minnesota Cities	1,873	10.1%	189
<b>Total for Entity</b>	<b>\$1,873</b>		<b>\$189</b>
<b>City of Lakeland Shores</b>			
League of Minnesota Cities	422	10.1%	43
Minnesota Association of Small Cities	260	78.0%	203
<b>Total for Entity</b>	<b>\$682</b>		<b>\$246</b>
<b>City of Lakeville</b>			
League of Minnesota Cities	28,797	10.1%	2,908
Municipal Legislative Commission	10,500	85.7%	8,998
<b>Total for Entity</b>	<b>\$39,297</b>		<b>\$11,906</b>
<b>City of Lamberton</b>			
League of Minnesota Cities	920	10.1%	93
Minnesota Association of Small Cities	491	78.0%	383
<b>Total for Entity</b>	<b>\$1,411</b>		<b>\$476</b>
<b>City of Lancaster</b>			
League of Minnesota Cities	460	10.1%	46
<b>Total for Entity</b>	<b>\$460</b>		<b>\$46</b>
<b>City of Landfall</b>			
League of Minnesota Cities	764	10.1%	77
<b>Total for Entity</b>	<b>\$764</b>		<b>\$77</b>

**Table 5**  
**2014 Lobbying Expenditures Paid With Association Dues**  
**Listed by Entity**

Name of Entity (County) Association Name	Total Local Government Dues	Proportion of Dues Used for Lobbying	Total Dues Used for Lobbying
<b>City of Lanesboro</b>			
League of Minnesota Cities	861	10.1%	87
<b>Total for Entity</b>	<b>\$861</b>		<b>\$87</b>
<b>City of Laporte</b>			
League of Minnesota Cities	366	10.1%	37
<b>Total for Entity</b>	<b>\$366</b>		<b>\$37</b>
<b>City of Lastrup</b>			
League of Minnesota Cities	366	10.1%	37
<b>Total for Entity</b>	<b>\$366</b>		<b>\$37</b>
<b>City of Lauderdale</b>			
Association of Metropolitan Municipalities	1,125	37.7%	424
League of Minnesota Cities	2,506	10.1%	253
<b>Total for Entity</b>	<b>\$3,631</b>		<b>\$677</b>
<b>City of Le Center</b>			
League of Minnesota Cities	2,558	10.1%	258
<b>Total for Entity</b>	<b>\$2,558</b>		<b>\$258</b>
<b>City of Le Sueur</b>			
Coalition of Greater Minnesota Cities	6,435	59.8%	3,848
Greater Minnesota Partnership	500	100.0%	500
League of Minnesota Cities	4,067	10.1%	411
Minnesota Environmental Science and Economic Review Board	1,250	34.7%	434
<b>Total for Entity</b>	<b>\$12,252</b>		<b>\$5,193</b>
<b>City of Lengby</b>			
League of Minnesota Cities	721	10.1%	73
Minnesota Association of Small Cities	159	78.0%	124
<b>Total for Entity</b>	<b>\$880</b>		<b>\$197</b>
<b>City of Leonard</b>			
League of Minnesota Cities	366	10.1%	37
<b>Total for Entity</b>	<b>\$366</b>		<b>\$37</b>

**Table 5**  
**2014 Lobbying Expenditures Paid With Association Dues**  
**Listed by Entity**

Name of Entity (County) Association Name	Total Local Government Dues	Proportion of Dues Used for Lobbying	Total Dues Used for Lobbying
<b>City of Leonidas</b>			
League of Minnesota Cities	366	10.1%	37
<b>Total for Entity</b>	<b>\$366</b>		<b>\$37</b>
<b>City of LeRoy</b>			
League of Minnesota Cities	1,035	10.1%	105
<b>Total for Entity</b>	<b>\$1,035</b>		<b>\$105</b>
<b>City of Lester Prairie</b>			
League of Minnesota Cities	1,774	10.1%	179
<b>Total for Entity</b>	<b>\$1,774</b>		<b>\$179</b>
<b>City of Lewiston</b>			
League of Minnesota Cities	1,677	10.1%	169
Minnesota Association of Small Cities	879	78.0%	686
<b>Total for Entity</b>	<b>\$2,556</b>		<b>\$855</b>
<b>City of Lewisville</b>			
League of Minnesota Cities	366	10.1%	37
<b>Total for Entity</b>	<b>\$366</b>		<b>\$37</b>
<b>City of Lexington</b>			
League of Minnesota Cities	2,121	10.1%	214
North Metro I-35W Corridor Coalition	425	89.0%	378
North Metro Mayors Association	2,080	79.5%	1,654
<b>Total for Entity</b>	<b>\$4,626</b>		<b>\$2,246</b>
<b>City of Lilydale</b>			
Association of Metropolitan Municipalities	339	37.7%	128
League of Minnesota Cities	998	10.1%	101
<b>Total for Entity</b>	<b>\$1,337</b>		<b>\$229</b>
<b>City of Lindstrom</b>			
League of Minnesota Cities	4,417	10.1%	446
<b>Total for Entity</b>	<b>\$4,417</b>		<b>\$446</b>
<b>City of Lino Lakes</b>			
League of Minnesota Cities	15,976	10.1%	1,614
<b>Total for Entity</b>	<b>\$15,976</b>		<b>\$1,614</b>

**Table 5**  
**2014 Lobbying Expenditures Paid With Association Dues**  
**Listed by Entity**

<b>Name of Entity (County)</b> <b>Association Name</b>	<b>Total Local Government Dues</b>	<b>Proportion of Dues Used for Lobbying</b>	<b>Total Dues Used for Lobbying</b>
<b>City of Lismore</b>			
League of Minnesota Cities	366	10.1%	37
Minnesota Association of Small Cities	222	78.0%	173
<b>Total for Entity</b>	<b>\$588</b>		<b>\$210</b>
<b>City of Litchfield</b>			
Coalition of Greater Minnesota Cities	10,439	59.8%	6,243
League of Minnesota Cities	6,323	10.1%	639
<b>Total for Entity</b>	<b>\$16,762</b>		<b>\$6,882</b>
<b>City of Little Canada</b>			
League of Minnesota Cities	8,883	10.1%	897
<b>Total for Entity</b>	<b>\$8,883</b>		<b>\$897</b>
<b>City of Little Falls</b>			
Coalition of Greater Minnesota Cities	9,435	59.8%	5,642
League of Minnesota Cities	7,962	10.1%	804
Minnesota Environmental Science and Economic Review Board	2,048	34.7%	711
<b>Total for Entity</b>	<b>\$19,445</b>		<b>\$7,157</b>
<b>City of Littlefork</b>			
League of Minnesota Cities	753	10.1%	76
<b>Total for Entity</b>	<b>\$753</b>		<b>\$76</b>
<b>City of Long Beach</b>			
League of Minnesota Cities	455	10.1%	46
<b>Total for Entity</b>	<b>\$455</b>		<b>\$46</b>
<b>City of Long Lake</b>			
Association of Metropolitan Municipalities	848	37.7%	320
League of Minnesota Cities	1,909	10.1%	193
<b>Total for Entity</b>	<b>\$2,757</b>		<b>\$513</b>
<b>City of Long Prairie</b>			
League of Minnesota Cities	3,446	10.1%	348
<b>Total for Entity</b>	<b>\$3,446</b>		<b>\$348</b>

**Table 5**  
**2014 Lobbying Expenditures Paid With Association Dues**  
**Listed by Entity**

<b>Name of Entity (County)</b> <b>Association Name</b>	<b>Total Local Government Dues</b>	<b>Proportion of Dues Used for Lobbying</b>	<b>Total Dues Used for Lobbying</b>
<b>City of Longville</b>			
League of Minnesota Cities	366	10.1%	37
Minnesota Association of Small Cities	191	78.0%	149
<b>Total for Entity</b>	<b>\$557</b>		<b>\$186</b>
<b>City of Lonsdale</b>			
League of Minnesota Cities	3,805	10.1%	384
<b>Total for Entity</b>	<b>\$3,805</b>		<b>\$384</b>
<b>City of Loretto</b>			
League of Minnesota Cities	751	10.1%	76
Minnesota Association of Small Cities	413	78.0%	322
<b>Total for Entity</b>	<b>\$1,164</b>		<b>\$398</b>
<b>City of Lowry</b>			
League of Minnesota Cities	412	10.1%	42
<b>Total for Entity</b>	<b>\$412</b>		<b>\$42</b>
<b>City of Lucan</b>			
League of Minnesota Cities	366	10.1%	37
Minnesota Association of Small Cities	206	78.0%	161
<b>Total for Entity</b>	<b>\$572</b>		<b>\$198</b>
<b>City of Luverne</b>			
Coalition of Greater Minnesota Cities	7,289	59.8%	4,359
Greater Minnesota Partnership	500	100.0%	500
League of Minnesota Cities	9,226	10.1%	932
Minnesota Environmental Science and Economic Review Board	1,615	34.7%	560
<b>Total for Entity</b>	<b>\$18,630</b>		<b>\$6,351</b>
<b>City of Lyle</b>			
League of Minnesota Cities	659	10.1%	67
Minnesota Association of Small Cities	368	78.0%	287
<b>Total for Entity</b>	<b>\$1,027</b>		<b>\$354</b>

**Table 5**  
**2014 Lobbying Expenditures Paid With Association Dues**  
**Listed by Entity**

<b>Name of Entity (County)</b> <b>Association Name</b>	<b>Total Local Government Dues</b>	<b>Proportion of Dues Used for Lobbying</b>	<b>Total Dues Used for Lobbying</b>
<b>City of Lynd</b>			
League of Minnesota Cities	555	10.1%	56
Minnesota Association of Small Cities	322	78.0%	251
<b>Total for Entity</b>	<b>\$877</b>		<b>\$307</b>
<b>City of Mabel</b>			
League of Minnesota Cities	873	10.1%	88
Minnesota Association of Small Cities	456	78.0%	356
<b>Total for Entity</b>	<b>\$1,329</b>		<b>\$444</b>
<b>City of Madelia</b>			
League of Minnesota Cities	2,371	10.1%	239
Minnesota Association of Small Cities	1,239	78.0%	966
<b>Total for Entity</b>	<b>\$3,610</b>		<b>\$1,205</b>
<b>City of Madison</b>			
League of Minnesota Cities	1,596	10.1%	161
<b>Total for Entity</b>	<b>\$1,596</b>		<b>\$161</b>
<b>City of Madison Lake</b>			
League of Minnesota Cities	1,208	10.1%	122
Minnesota Association of Small Cities	538	78.0%	420
<b>Total for Entity</b>	<b>\$1,746</b>		<b>\$542</b>
<b>City of Magnolia</b>			
League of Minnesota Cities	366	10.1%	37
<b>Total for Entity</b>	<b>\$366</b>		<b>\$37</b>
<b>City of Mahnomen</b>			
League of Minnesota Cities	1,308	10.1%	132
Minnesota Association of Small Cities	690	78.0%	538
<b>Total for Entity</b>	<b>\$1,998</b>		<b>\$670</b>
<b>City of Mahtomedi</b>			
Association of Metropolitan Municipalities	3,245	37.7%	1,223
League of Minnesota Cities	7,230	10.1%	730
<b>Total for Entity</b>	<b>\$10,475</b>		<b>\$1,953</b>



**Table 5**  
**2014 Lobbying Expenditures Paid With Association Dues**  
**Listed by Entity**

<b>Name of Entity (County)</b> <b>Association Name</b>	<b>Total Local Government Dues</b>	<b>Proportion of Dues Used for Lobbying</b>	<b>Total Dues Used for Lobbying</b>
<b>City of Manchester</b>			
League of Minnesota Cities	366	10.1%	37
<b>Total for Entity</b>	<b>\$366</b>		<b>\$37</b>
<b>City of Manhattan Beach</b>			
League of Minnesota Cities	366	10.1%	37
<b>Total for Entity</b>	<b>\$366</b>		<b>\$37</b>
<b>City of Mankato</b>			
Coalition of Greater Minnesota Cities	79,567	59.8%	47,581
Greater Minnesota Partnership	1,500	100.0%	1,500
Highway 14 Partnership	8,000	100.0%	8,000
League of Minnesota Cities	24,110	10.1%	2,435
Minnesota Environmental Science and Economic Review Board	12,480	34.7%	4,331
<b>Total for Entity</b>	<b>\$125,657</b>		<b>\$63,847</b>
<b>City of Mantorville</b>			
League of Minnesota Cities	1,305	10.1%	132
<b>Total for Entity</b>	<b>\$1,305</b>		<b>\$132</b>
<b>City of Maple Grove</b>			
Association of Metropolitan Municipalities	6,749	37.7%	2,544
League of Minnesota Cities	29,487	10.1%	2,978
Municipal Legislative Commission	10,500	85.7%	8,998
North Metro Mayors Association	25,000	79.5%	19,875
<b>Total for Entity</b>	<b>\$71,736</b>		<b>\$34,395</b>
<b>City of Maple Lake</b>			
League of Minnesota Cities	2,167	10.1%	219
<b>Total for Entity</b>	<b>\$2,167</b>		<b>\$219</b>
<b>City of Maple Plain</b>			
Association of Metropolitan Municipalities	853	37.7%	322
League of Minnesota Cities	1,842	10.1%	186
<b>Total for Entity</b>	<b>\$2,695</b>		<b>\$508</b>

**Table 5**  
**2014 Lobbying Expenditures Paid With Association Dues**  
**Listed by Entity**

<b>Name of Entity (County)</b> <b>Association Name</b>	<b>Total Local Government Dues</b>	<b>Proportion of Dues Used for Lobbying</b>	<b>Total Dues Used for Lobbying</b>
<b>City of Mapleton</b>			
League of Minnesota Cities	1,832	10.1%	185
<b>Total for Entity</b>	<b>\$1,832</b>		<b>\$185</b>
<b>City of Mapleview</b>			
League of Minnesota Cities	366	10.1%	37
Minnesota Association of Small Cities	199	78.0%	155
<b>Total for Entity</b>	<b>\$565</b>		<b>\$192</b>
<b>City of Maplewood</b>			
Association of Metropolitan Municipalities	10,648	37.7%	4,014
League of Minnesota Cities	23,377	10.1%	2,361
Municipal Legislative Commission	9,766	85.7%	8,369
<b>Total for Entity</b>	<b>\$43,791</b>		<b>\$14,744</b>
<b>City of Marble</b>			
League of Minnesota Cities	811	10.1%	82
Minnesota Association of Small Cities	217	78.0%	169
Range Association of Municipalities and Schools	450	30.0%	135
<b>Total for Entity</b>	<b>\$1,478</b>		<b>\$386</b>
<b>City of Marietta</b>			
League of Minnesota Cities	366	10.1%	37
<b>Total for Entity</b>	<b>\$366</b>		<b>\$37</b>
<b>City of Marine on Saint Croix</b>			
Association of Metropolitan Municipalities	365	37.7%	138
League of Minnesota Cities	812	10.1%	82
Minnesota Association of Small Cities	430	78.0%	335
<b>Total for Entity</b>	<b>\$1,607</b>		<b>\$555</b>
<b>City of Marshall</b>			
Coalition of Greater Minnesota Cities	25,455	59.8%	15,222
League of Minnesota Cities	11,419	10.1%	1,153
Minnesota Environmental Science and Economic Review Board	3,527	34.7%	1,224
<b>Total for Entity</b>	<b>\$40,401</b>		<b>\$17,599</b>

**Table 5**  
**2014 Lobbying Expenditures Paid With Association Dues**  
**Listed by Entity**

<b>Name of Entity (County)</b> <b>Association Name</b>	<b>Total Local Government Dues</b>	<b>Proportion of Dues Used for Lobbying</b>	<b>Total Dues Used for Lobbying</b>
<b>City of Mayer</b>			
League of Minnesota Cities	1,885	10.1%	190
<b>Total for Entity</b>	<b>\$1,885</b>		<b>\$190</b>
<b>City of Maynard</b>			
League of Minnesota Cities	473	10.1%	48
<b>Total for Entity</b>	<b>\$473</b>		<b>\$48</b>
<b>City of Mazeppa</b>			
League of Minnesota Cities	946	10.1%	96
Minnesota Association of Small Cities	499	78.0%	389
<b>Total for Entity</b>	<b>\$1,445</b>		<b>\$485</b>
<b>City of McGrath</b>			
League of Minnesota Cities	366	10.1%	37
<b>Total for Entity</b>	<b>\$366</b>		<b>\$37</b>
<b>City of McGregor</b>			
League of Minnesota Cities	502	10.1%	51
Minnesota Association of Small Cities	312	78.0%	243
<b>Total for Entity</b>	<b>\$814</b>		<b>\$294</b>
<b>City of McIntosh</b>			
League of Minnesota Cities	731	10.1%	74
Minnesota Association of Small Cities	402	78.0%	314
<b>Total for Entity</b>	<b>\$1,133</b>		<b>\$388</b>
<b>City of McKinley</b>			
League of Minnesota Cities	366	10.1%	37
<b>Total for Entity</b>	<b>\$366</b>		<b>\$37</b>
<b>City of Meadowlands</b>			
League of Minnesota Cities	366	10.1%	37
Minnesota Association of Small Cities	180	78.0%	140
<b>Total for Entity</b>	<b>\$546</b>		<b>\$177</b>

**Table 5**  
**2014 Lobbying Expenditures Paid With Association Dues**  
**Listed by Entity**

Name of Entity (County) Association Name	Total Local Government Dues	Proportion of Dues Used for Lobbying	Total Dues Used for Lobbying
<b>City of Medford</b>			
League of Minnesota Cities	1,325	10.1%	134
Minnesota Association of Small Cities	709	78.0%	553
<b>Total for Entity</b>	<b>\$2,034</b>		<b>\$687</b>
<b>City of Medicine Lake</b>			
Association of Metropolitan Municipalities	223	37.7%	84
<b>Total for Entity</b>	<b>\$223</b>		<b>\$84</b>
<b>City of Medina</b>			
League of Minnesota Cities	5,205	10.1%	526
<b>Total for Entity</b>	<b>\$5,205</b>		<b>\$526</b>
<b>City of Meire Grove</b>			
League of Minnesota Cities	366	10.1%	37
<b>Total for Entity</b>	<b>\$366</b>		<b>\$37</b>
<b>City of Melrose</b>			
League of Minnesota Cities	7,176	10.1%	725
Minnesota Association of Small Cities	1,819	78.0%	1,419
Minnesota Environmental Science and Economic Review Board	1,307	34.7%	454
<b>Total for Entity</b>	<b>\$10,302</b>		<b>\$2,598</b>
<b>City of Menahga</b>			
League of Minnesota Cities	1,414	10.1%	143
<b>Total for Entity</b>	<b>\$1,414</b>		<b>\$143</b>
<b>City of Mendota</b>			
Association of Metropolitan Municipalities	85	37.7%	32
League of Minnesota Cities	366	10.1%	37
<b>Total for Entity</b>	<b>\$451</b>		<b>\$69</b>
<b>City of Mendota Heights</b>			
Association of Metropolitan Municipalities	4,441	37.7%	1,674
League of Minnesota Cities	9,694	10.1%	979
<b>Total for Entity</b>	<b>\$14,135</b>		<b>\$2,653</b>

**Table 5**  
**2014 Lobbying Expenditures Paid With Association Dues**  
**Listed by Entity**

<b>Name of Entity (County)</b> <b>Association Name</b>	<b>Total Local Government Dues</b>	<b>Proportion of Dues Used for Lobbying</b>	<b>Total Dues Used for Lobbying</b>
<b>City of Mentor</b>			
League of Minnesota Cities	366	10.1%	37
<b>Total for Entity</b>	<b>\$366</b>		<b>\$37</b>
<b>City of Middle River</b>			
League of Minnesota Cities	422	10.1%	43
Minnesota Association of Small Cities	256	78.0%	200
<b>Total for Entity</b>	<b>\$678</b>		<b>\$243</b>
<b>City of Miesville</b>			
League of Minnesota Cities	366	10.1%	37
<b>Total for Entity</b>	<b>\$366</b>		<b>\$37</b>
<b>City of Milaca</b>			
League of Minnesota Cities	2,938	10.1%	297
<b>Total for Entity</b>	<b>\$2,938</b>		<b>\$297</b>
<b>City of Milan</b>			
League of Minnesota Cities	477	10.1%	48
Minnesota Association of Small Cities	268	78.0%	209
<b>Total for Entity</b>	<b>\$745</b>		<b>\$257</b>
<b>City of Millerville</b>			
League of Minnesota Cities	366	10.1%	37
<b>Total for Entity</b>	<b>\$366</b>		<b>\$37</b>
<b>City of Millville</b>			
League of Minnesota Cities	366	10.1%	37
<b>Total for Entity</b>	<b>\$366</b>		<b>\$37</b>
<b>City of Milroy</b>			
League of Minnesota Cities	370	10.1%	37
Minnesota Association of Small Cities	233	78.0%	182
<b>Total for Entity</b>	<b>\$603</b>		<b>\$219</b>

**Table 5**  
**2014 Lobbying Expenditures Paid With Association Dues**  
**Listed by Entity**

<b>Name of Entity (County)</b> <b>Association Name</b>	<b>Total Local Government Dues</b>	<b>Proportion of Dues Used for Lobbying</b>	<b>Total Dues Used for Lobbying</b>
<b>City of Minneapolis</b>			
Association of Metropolitan Municipalities	28,809	37.7%	10,861
League of Minnesota Cities	124,545	10.1%	12,579
North Metro Mayors Association	10,000	79.5%	7,950
<b>Total for Entity</b>	<b>\$163,354</b>		<b>\$31,390</b>
<b>City of Minneiska</b>			
League of Minnesota Cities	366	10.1%	37
<b>Total for Entity</b>	<b>\$366</b>		<b>\$37</b>
<b>City of Minneota</b>			
League of Minnesota Cities	1,456	10.1%	147
<b>Total for Entity</b>	<b>\$1,456</b>		<b>\$147</b>
<b>City of Minnesota City</b>			
League of Minnesota Cities	366	10.1%	37
<b>Total for Entity</b>	<b>\$366</b>		<b>\$37</b>
<b>City of Minnesota Lake</b>			
League of Minnesota Cities	1,545	10.1%	156
<b>Total for Entity</b>	<b>\$1,545</b>		<b>\$156</b>
<b>City of Minnetonka</b>			
Association of Metropolitan Municipalities	12,837	37.7%	4,840
League of Minnesota Cities	27,991	10.1%	2,827
Municipal Legislative Commission	10,500	85.7%	8,998
<b>Total for Entity</b>	<b>\$51,328</b>		<b>\$16,665</b>
<b>City of Minnetonka Beach</b>			
Association of Metropolitan Municipalities	301	37.7%	113
League of Minnesota Cities	665	10.1%	67
<b>Total for Entity</b>	<b>\$966</b>		<b>\$180</b>
<b>City of Minnetrista</b>			
Association of Metropolitan Municipalities	2,810	37.7%	1,059
League of Minnesota Cities	6,381	10.1%	644
<b>Total for Entity</b>	<b>\$9,191</b>		<b>\$1,703</b>

**Table 5**  
**2014 Lobbying Expenditures Paid With Association Dues**  
**Listed by Entity**

<b>Name of Entity (County)</b> <b>Association Name</b>	<b>Total Local Government Dues</b>	<b>Proportion of Dues Used for Lobbying</b>	<b>Total Dues Used for Lobbying</b>
<b>City of Montevideo</b>			
League of Minnesota Cities	5,221	10.1%	527
<b>Total for Entity</b>	<b>\$5,221</b>		<b>\$527</b>
<b>City of Montgomery</b>			
League of Minnesota Cities	3,001	10.1%	303
<b>Total for Entity</b>	<b>\$3,001</b>		<b>\$303</b>
<b>City of Monticello</b>			
Coalition of Utility Cities	19,476	60.5%	11,783
League of Minnesota Cities	10,924	10.1%	1,103
<b>Total for Entity</b>	<b>\$30,400</b>		<b>\$12,886</b>
<b>City of Montrose</b>			
League of Minnesota Cities	2,920	10.1%	295
<b>Total for Entity</b>	<b>\$2,920</b>		<b>\$295</b>
<b>City of Moorhead</b>			
Coalition of Greater Minnesota Cities	75,742	59.8%	45,294
League of Minnesota Cities	23,435	10.1%	2,367
Minnesota Environmental Science and Economic Review Board	13,476	34.7%	4,676
<b>Total for Entity</b>	<b>\$112,653</b>		<b>\$52,337</b>
<b>City of Moose Lake</b>			
Coalition of Greater Minnesota Cities	2,453	59.8%	1,467
League of Minnesota Cities	2,878	10.1%	291
<b>Total for Entity</b>	<b>\$5,331</b>		<b>\$1,758</b>
<b>City of Mora</b>			
League of Minnesota Cities	3,539	10.1%	357
<b>Total for Entity</b>	<b>\$3,539</b>		<b>\$357</b>
<b>City of Morgan</b>			
League of Minnesota Cities	984	10.1%	99
<b>Total for Entity</b>	<b>\$984</b>		<b>\$99</b>

**Table 5**  
**2014 Lobbying Expenditures Paid With Association Dues**  
**Listed by Entity**

<b>Name of Entity (County)</b> <b>Association Name</b>	<b>Total Local Government Dues</b>	<b>Proportion of Dues Used for Lobbying</b>	<b>Total Dues Used for Lobbying</b>
<b>City of Morris</b>			
Coalition of Greater Minnesota Cities	8,485	59.8%	5,074
League of Minnesota Cities	5,263	10.1%	532
<b>Total for Entity</b>	<b>\$13,748</b>		<b>\$5,606</b>
<b>City of Morristown</b>			
League of Minnesota Cities	1,090	10.1%	110
<b>Total for Entity</b>	<b>\$1,090</b>		<b>\$110</b>
<b>City of Morton</b>			
League of Minnesota Cities	508	10.1%	51
Minnesota Association of Small Cities	305	78.0%	238
<b>Total for Entity</b>	<b>\$813</b>		<b>\$289</b>
<b>City of Motley</b>			
League of Minnesota Cities	771	10.1%	78
<b>Total for Entity</b>	<b>\$771</b>		<b>\$78</b>
<b>City of Mound</b>			
League of Minnesota Cities	8,455	10.1%	854
<b>Total for Entity</b>	<b>\$8,455</b>		<b>\$854</b>
<b>City of Mounds View</b>			
Association of Metropolitan Municipalities	2,381	37.7%	898
League of Minnesota Cities	10,468	10.1%	1,057
North Metro I-35W Corridor Coalition	2,000	89.0%	1,780
North Metro Mayors Association	5,602	79.5%	4,454
<b>Total for Entity</b>	<b>\$20,451</b>		<b>\$8,189</b>
<b>City of Mountain Iron</b>			
Coalition of Greater Minnesota Cities	4,761	59.8%	2,847
League of Minnesota Cities	2,919	10.1%	295
Minnesota Association of Small Cities	1,491	78.0%	1,163
Range Association of Municipalities and Schools	700	30.0%	210
<b>Total for Entity</b>	<b>\$9,871</b>		<b>\$4,515</b>



**Table 5**  
**2014 Lobbying Expenditures Paid With Association Dues**  
**Listed by Entity**

<b>Name of Entity (County)</b> <b>Association Name</b>	<b>Total Local Government Dues</b>	<b>Proportion of Dues Used for Lobbying</b>	<b>Total Dues Used for Lobbying</b>
<b>City of Mountain Lake</b>			
League of Minnesota Cities	4,299	10.1%	434
<b>Total for Entity</b>	<b>\$4,299</b>		<b>\$434</b>
<b>City of Murdock</b>			
League of Minnesota Cities	762	10.1%	77
Minnesota Association of Small Cities	245	78.0%	191
<b>Total for Entity</b>	<b>\$1,007</b>		<b>\$268</b>
<b>City of Myrtle</b>			
League of Minnesota Cities	355	10.1%	36
Minnesota Association of Small Cities	142	78.0%	111
<b>Total for Entity</b>	<b>\$497</b>		<b>\$147</b>
<b>City of Nashua</b>			
League of Minnesota Cities	366	10.1%	37
<b>Total for Entity</b>	<b>\$366</b>		<b>\$37</b>
<b>City of Nashwauk</b>			
League of Minnesota Cities	1,089	10.1%	110
Minnesota Association of Small Cities	562	78.0%	438
Range Association of Municipalities and Schools	700	30.0%	210
<b>Total for Entity</b>	<b>\$2,351</b>		<b>\$758</b>
<b>City of Nassau</b>			
League of Minnesota Cities	366	10.1%	37
Minnesota Association of Small Cities	154	78.0%	120
<b>Total for Entity</b>	<b>\$520</b>		<b>\$157</b>
<b>City of Nelson</b>			
League of Minnesota Cities	366	10.1%	37
<b>Total for Entity</b>	<b>\$366</b>		<b>\$37</b>
<b>City of Nevis</b>			
League of Minnesota Cities	516	10.1%	52
Minnesota Association of Small Cities	283	78.0%	221
<b>Total for Entity</b>	<b>\$799</b>		<b>\$273</b>

**Table 5**  
**2014 Lobbying Expenditures Paid With Association Dues**  
**Listed by Entity**

<b>Name of Entity (County)</b> <b>Association Name</b>	<b>Total Local Government Dues</b>	<b>Proportion of Dues Used for Lobbying</b>	<b>Total Dues Used for Lobbying</b>
<b>City of New Auburn</b>			
League of Minnesota Cities	564	10.1%	57
Minnesota Association of Small Cities	325	78.0%	254
<b>Total for Entity</b>	<b>\$889</b>		<b>\$311</b>
<b>City of New Brighton</b>			
Association of Metropolitan Municipalities	7,476	37.7%	2,818
League of Minnesota Cities	16,503	10.1%	1,667
North Metro I-35W Corridor Coalition	5,088	89.0%	4,528
North Metro Mayors Association	5,000	79.5%	3,975
<b>Total for Entity</b>	<b>\$34,067</b>		<b>\$12,988</b>
<b>City of New Germany</b>			
League of Minnesota Cities	500	10.1%	50
Minnesota Association of Small Cities	287	78.0%	224
<b>Total for Entity</b>	<b>\$787</b>		<b>\$274</b>
<b>City of New Hope</b>			
League of Minnesota Cities	16,005	10.1%	1,617
North Metro Mayors Association	9,457	79.5%	7,518
<b>Total for Entity</b>	<b>\$25,462</b>		<b>\$9,135</b>
<b>City of New London</b>			
League of Minnesota Cities	1,377	10.1%	139
<b>Total for Entity</b>	<b>\$1,377</b>		<b>\$139</b>
<b>City of New Munich</b>			
League of Minnesota Cities	439	10.1%	44
Minnesota Association of Small Cities	287	78.0%	224
<b>Total for Entity</b>	<b>\$726</b>		<b>\$268</b>
<b>City of New Prague</b>			
League of Minnesota Cities	6,642	10.1%	671
<b>Total for Entity</b>	<b>\$6,642</b>		<b>\$671</b>
<b>City of New Richland</b>			
League of Minnesota Cities	1,305	10.1%	132
<b>Total for Entity</b>	<b>\$1,305</b>		<b>\$132</b>

**Table 5**  
**2014 Lobbying Expenditures Paid With Association Dues**  
**Listed by Entity**

<b>Name of Entity (County)</b> <b>Association Name</b>	<b>Total Local Government Dues</b>	<b>Proportion of Dues Used for Lobbying</b>	<b>Total Dues Used for Lobbying</b>
<b>City of New Trier</b>			
League of Minnesota Cities	721	10.1%	73
Minnesota Association of Small Cities	170	78.0%	133
<b>Total for Entity</b>	<b>\$891</b>		<b>\$206</b>
<b>City of New Ulm</b>			
Coalition of Greater Minnesota Cities	24,933	59.8%	14,910
Highway 14 Partnership	2,500	100.0%	2,500
League of Minnesota Cities	11,233	10.1%	1,135
Minnesota Environmental Science and Economic Review Board	4,223	34.7%	1,465
<b>Total for Entity</b>	<b>\$42,889</b>		<b>\$20,010</b>
<b>City of New York Mills</b>			
League of Minnesota Cities	1,287	10.1%	130
Minnesota Association of Small Cities	688	78.0%	537
<b>Total for Entity</b>	<b>\$1,975</b>		<b>\$667</b>
<b>City of Newfolden</b>			
League of Minnesota Cities	967	10.1%	98
<b>Total for Entity</b>	<b>\$967</b>		<b>\$98</b>
<b>City of Newport</b>			
Association of Metropolitan Municipalities	1,593	37.7%	601
League of Minnesota Cities	6,864	10.1%	693
<b>Total for Entity</b>	<b>\$8,457</b>		<b>\$1,294</b>
<b>City of Nicollet</b>			
Highway 14 Partnership	1,000	100.0%	1,000
League of Minnesota Cities	1,207	10.1%	122
Minnesota Association of Small Cities	612	78.0%	477
<b>Total for Entity</b>	<b>\$2,819</b>		<b>\$1,599</b>
<b>City of Nielsville</b>			
League of Minnesota Cities	366	10.1%	37
<b>Total for Entity</b>	<b>\$366</b>		<b>\$37</b>

**Table 5**  
**2014 Lobbying Expenditures Paid With Association Dues**  
**Listed by Entity**

<b>Name of Entity (County)</b> <b>Association Name</b>	<b>Total Local Government Dues</b>	<b>Proportion of Dues Used for Lobbying</b>	<b>Total Dues Used for Lobbying</b>
<b>City of Nisswa</b>			
League of Minnesota Cities	2,070	10.1%	209
<b>Total for Entity</b>	<b>\$2,070</b>		<b>\$209</b>
<b>City of Norcross</b>			
League of Minnesota Cities	366	10.1%	37
Minnesota Association of Small Cities	152	78.0%	119
<b>Total for Entity</b>	<b>\$518</b>		<b>\$156</b>
<b>City of North Branch</b>			
League of Minnesota Cities	9,036	10.1%	913
<b>Total for Entity</b>	<b>\$9,036</b>		<b>\$913</b>
<b>City of North Mankato</b>			
Coalition of Greater Minnesota Cities	24,861	59.8%	14,867
Highway 14 Partnership	2,500	100.0%	2,500
League of Minnesota Cities	11,279	10.1%	1,139
<b>Total for Entity</b>	<b>\$38,640</b>		<b>\$18,506</b>
<b>City of North Oaks</b>			
League of Minnesota Cities	4,708	10.1%	476
<b>Total for Entity</b>	<b>\$4,708</b>		<b>\$476</b>
<b>City of North Saint Paul</b>			
Association of Metropolitan Municipalities	4,560	37.7%	1,719
League of Minnesota Cities	10,224	10.1%	1,033
<b>Total for Entity</b>	<b>\$14,784</b>		<b>\$2,752</b>
<b>City of Northfield</b>			
League of Minnesota Cities	15,696	10.1%	1,585
<b>Total for Entity</b>	<b>\$15,696</b>		<b>\$1,585</b>
<b>City of Northome</b>			
League of Minnesota Cities	366	10.1%	37
Minnesota Association of Small Cities	120	78.0%	94
<b>Total for Entity</b>	<b>\$486</b>		<b>\$131</b>

**Table 5**  
**2014 Lobbying Expenditures Paid With Association Dues**  
**Listed by Entity**

<b>Name of Entity (County)</b> <b>Association Name</b>	<b>Total Local Government Dues</b>	<b>Proportion of Dues Used for Lobbying</b>	<b>Total Dues Used for Lobbying</b>
<b>City of Northrop</b>			
League of Minnesota Cities	366	10.1%	37
Minnesota Association of Small Cities	225	78.0%	176
<b>Total for Entity</b>	<b>\$591</b>		<b>\$213</b>
<b>City of Norwood Young America</b>			
League of Minnesota Cities	3,618	10.1%	365
<b>Total for Entity</b>	<b>\$3,618</b>		<b>\$365</b>
<b>City of Nowthen</b>			
League of Minnesota Cities	4,514	10.1%	456
<b>Total for Entity</b>	<b>\$4,514</b>		<b>\$456</b>
<b>City of Oak Grove</b>			
League of Minnesota Cities	7,498	10.1%	757
<b>Total for Entity</b>	<b>\$7,498</b>		<b>\$757</b>
<b>City of Oak Park Heights</b>			
Association of Metropolitan Municipalities	2,102	37.7%	792
Coalition of Utility Cities	10,444	60.5%	6,319
League of Minnesota Cities	4,832	10.1%	488
<b>Total for Entity</b>	<b>\$17,378</b>		<b>\$7,599</b>
<b>City of Oakdale</b>			
Association of Metropolitan Municipalities	8,611	37.7%	3,246
League of Minnesota Cities	18,962	10.1%	1,915
<b>Total for Entity</b>	<b>\$27,573</b>		<b>\$5,161</b>
<b>City of Odessa</b>			
League of Minnesota Cities	366	10.1%	37
<b>Total for Entity</b>	<b>\$366</b>		<b>\$37</b>
<b>City of Odin</b>			
League of Minnesota Cities	366	10.1%	37
<b>Total for Entity</b>	<b>\$366</b>		<b>\$37</b>

**Table 5**  
**2014 Lobbying Expenditures Paid With Association Dues**  
**Listed by Entity**

<b>Name of Entity (County)</b> <b>Association Name</b>	<b>Total Local Government Dues</b>	<b>Proportion of Dues Used for Lobbying</b>	<b>Total Dues Used for Lobbying</b>
<b>City of Ogema</b>			
League of Minnesota Cities	366	10.1%	37
Minnesota Association of Small Cities	211	78.0%	165
<b>Total for Entity</b>	<b>\$577</b>		<b>\$202</b>
<b>City of Ogilvie</b>			
League of Minnesota Cities	475	10.1%	48
Minnesota Association of Small Cities	300	78.0%	234
<b>Total for Entity</b>	<b>\$775</b>		<b>\$282</b>
<b>City of Okabena</b>			
League of Minnesota Cities	366	10.1%	37
Minnesota Association of Small Cities	120	78.0%	94
<b>Total for Entity</b>	<b>\$486</b>		<b>\$131</b>
<b>City of Oklee</b>			
League of Minnesota Cities	553	10.1%	56
Minnesota Association of Small Cities	318	78.0%	248
<b>Total for Entity</b>	<b>\$871</b>		<b>\$304</b>
<b>City of Olivia</b>			
Coalition of Greater Minnesota Cities	4,270	59.8%	2,553
League of Minnesota Cities	2,497	10.1%	252
Minnesota Environmental Science and Economic Review Board	927	34.7%	322
<b>Total for Entity</b>	<b>\$7,694</b>		<b>\$3,127</b>
<b>City of Onamia</b>			
League of Minnesota Cities	973	10.1%	98
Minnesota Association of Small Cities	512	78.0%	399
<b>Total for Entity</b>	<b>\$1,485</b>		<b>\$497</b>
<b>City of Ormsby</b>			
League of Minnesota Cities	366	10.1%	37
<b>Total for Entity</b>	<b>\$366</b>		<b>\$37</b>

**Table 5**  
**2014 Lobbying Expenditures Paid With Association Dues**  
**Listed by Entity**

Name of Entity (County) Association Name	Total Local Government Dues	Proportion of Dues Used for Lobbying	Total Dues Used for Lobbying
<b>City of Orono</b>			
Association of Metropolitan Municipalities	3,169	37.7%	1,195
League of Minnesota Cities	7,025	10.1%	710
<b>Total for Entity</b>	<b>\$10,194</b>		<b>\$1,905</b>
<b>City of Oronoco</b>			
League of Minnesota Cities	1,422	10.1%	144
<b>Total for Entity</b>	<b>\$1,422</b>		<b>\$144</b>
<b>City of Orr</b>			
League of Minnesota Cities	393	10.1%	40
Minnesota Association of Small Cities	227	78.0%	177
<b>Total for Entity</b>	<b>\$620</b>		<b>\$217</b>
<b>City of Ortonville</b>			
Coalition of Greater Minnesota Cities	3,545	59.8%	2,120
Greater Minnesota Partnership	500	100.0%	500
League of Minnesota Cities	1,937	10.1%	196
Minnesota Association of Small Cities	1,012	78.0%	789
<b>Total for Entity</b>	<b>\$6,994</b>		<b>\$3,605</b>
<b>City of Osakis</b>			
League of Minnesota Cities	1,822	10.1%	184
<b>Total for Entity</b>	<b>\$1,822</b>		<b>\$184</b>
<b>City of Oslo</b>			
League of Minnesota Cities	838	10.1%	85
Minnesota Association of Small Cities	269	78.0%	210
<b>Total for Entity</b>	<b>\$1,107</b>		<b>\$295</b>
<b>City of Osseo</b>			
Association of Metropolitan Municipalities	1,139	37.7%	429
League of Minnesota Cities	2,486	10.1%	251
North Metro Mayors Association	2,080	79.5%	1,654
<b>Total for Entity</b>	<b>\$5,705</b>		<b>\$2,334</b>

**Table 5**  
**2014 Lobbying Expenditures Paid With Association Dues**  
**Listed by Entity**

<b>Name of Entity (County)</b> <b>Association Name</b>	<b>Total Local Government Dues</b>	<b>Proportion of Dues Used for Lobbying</b>	<b>Total Dues Used for Lobbying</b>
<b>City of Ostrander</b>			
League of Minnesota Cities	374	10.1%	38
Minnesota Association of Small Cities	234	78.0%	183
<b>Total for Entity</b>	<b>\$608</b>		<b>\$221</b>
<b>City of Otsego</b>			
League of Minnesota Cities	11,909	10.1%	1,203
<b>Total for Entity</b>	<b>\$11,909</b>		<b>\$1,203</b>
<b>City of Ottertail</b>			
League of Minnesota Cities	700	10.1%	71
Minnesota Association of Small Cities	377	78.0%	294
<b>Total for Entity</b>	<b>\$1,077</b>		<b>\$365</b>
<b>City of Owatonna</b>			
Coalition of Greater Minnesota Cities	51,877	59.8%	31,022
Highway 14 Partnership	8,000	100.0%	8,000
League of Minnesota Cities	17,913	10.1%	1,809
<b>Total for Entity</b>	<b>\$77,790</b>		<b>\$40,831</b>
<b>City of Palisade</b>			
League of Minnesota Cities	366	10.1%	37
Minnesota Association of Small Cities	195	78.0%	152
<b>Total for Entity</b>	<b>\$561</b>		<b>\$189</b>
<b>City of Park Rapids</b>			
Coalition of Greater Minnesota Cities	5,833	59.8%	3,488
League of Minnesota Cities	3,843	10.1%	388
<b>Total for Entity</b>	<b>\$9,676</b>		<b>\$3,876</b>
<b>City of Parkers Prairie</b>			
League of Minnesota Cities	1,109	10.1%	112
<b>Total for Entity</b>	<b>\$1,109</b>		<b>\$112</b>
<b>City of Paynesville</b>			
League of Minnesota Cities	2,485	10.1%	251
Minnesota Association of Small Cities	1,295	78.0%	1,010
<b>Total for Entity</b>	<b>\$3,780</b>		<b>\$1,261</b>



**Table 5**  
**2014 Lobbying Expenditures Paid With Association Dues**  
**Listed by Entity**

<b>Name of Entity (County)</b> <b>Association Name</b>	<b>Total Local Government Dues</b>	<b>Proportion of Dues Used for Lobbying</b>	<b>Total Dues Used for Lobbying</b>
<b>City of Pelican Rapids</b>			
Coalition of Greater Minnesota Cities	3,391	59.8%	2,028
Greater Minnesota Partnership	500	100.0%	500
League of Minnesota Cities	2,541	10.1%	257
<b>Total for Entity</b>	<b>\$6,432</b>		<b>\$2,785</b>
<b>City of Pemberton</b>			
League of Minnesota Cities	370	10.1%	37
<b>Total for Entity</b>	<b>\$370</b>		<b>\$37</b>
<b>City of Pennock</b>			
League of Minnesota Cities	627	10.1%	63
Minnesota Association of Small Cities	350	78.0%	273
<b>Total for Entity</b>	<b>\$977</b>		<b>\$336</b>
<b>City of Pequot Lakes</b>			
League of Minnesota Cities	2,311	10.1%	233
<b>Total for Entity</b>	<b>\$2,311</b>		<b>\$233</b>
<b>City of Perham</b>			
Coalition of Greater Minnesota Cities	4,909	59.8%	2,936
League of Minnesota Cities	3,120	10.1%	315
<b>Total for Entity</b>	<b>\$8,029</b>		<b>\$3,251</b>
<b>City of Perley</b>			
League of Minnesota Cities	366	10.1%	37
Minnesota Association of Small Cities	161	78.0%	126
<b>Total for Entity</b>	<b>\$527</b>		<b>\$163</b>
<b>City of Peterson</b>			
League of Minnesota Cities	366	10.1%	37
<b>Total for Entity</b>	<b>\$366</b>		<b>\$37</b>
<b>City of Pierz</b>			
League of Minnesota Cities	1,426	10.1%	144
<b>Total for Entity</b>	<b>\$1,426</b>		<b>\$144</b>

**Table 5**  
**2014 Lobbying Expenditures Paid With Association Dues**  
**Listed by Entity**

<b>Name of Entity (County)</b> <b>Association Name</b>	<b>Total Local Government Dues</b>	<b>Proportion of Dues Used for Lobbying</b>	<b>Total Dues Used for Lobbying</b>
<b>City of Pillager</b>			
League of Minnesota Cities	580	10.1%	59
Minnesota Association of Small Cities	285	78.0%	222
<b>Total for Entity</b>	<b>\$865</b>		<b>\$281</b>
<b>City of Pine City</b>			
League of Minnesota Cities	3,109	10.1%	314
<b>Total for Entity</b>	<b>\$3,109</b>		<b>\$314</b>
<b>City of Pine Island</b>			
League of Minnesota Cities	3,356	10.1%	339
<b>Total for Entity</b>	<b>\$3,356</b>		<b>\$339</b>
<b>City of Pine River</b>			
League of Minnesota Cities	1,043	10.1%	105
<b>Total for Entity</b>	<b>\$1,043</b>		<b>\$105</b>
<b>City of Pine Springs</b>			
League of Minnesota Cities	523	10.1%	53
Minnesota Association of Small Cities	298	78.0%	232
<b>Total for Entity</b>	<b>\$821</b>		<b>\$285</b>
<b>City of Pipestone</b>			
Coalition of Greater Minnesota Cities	3,377	59.8%	2,019
Greater Minnesota Partnership	500	100.0%	500
League of Minnesota Cities	4,235	10.1%	428
<b>Total for Entity</b>	<b>\$8,112</b>		<b>\$2,947</b>
<b>City of Plainview</b>			
Coalition of Greater Minnesota Cities	5,362	59.8%	3,206
Greater Minnesota Partnership	500	100.0%	500
League of Minnesota Cities	3,354	10.1%	339
<b>Total for Entity</b>	<b>\$9,216</b>		<b>\$4,045</b>
<b>City of Plato</b>			
League of Minnesota Cities	434	10.1%	44
<b>Total for Entity</b>	<b>\$434</b>		<b>\$44</b>

**Table 5**  
**2014 Lobbying Expenditures Paid With Association Dues**  
**Listed by Entity**

<b>Name of Entity (County)</b> <b>Association Name</b>	<b>Total Local Government Dues</b>	<b>Proportion of Dues Used for Lobbying</b>	<b>Total Dues Used for Lobbying</b>
<b>City of Plummer</b>			
League of Minnesota Cities	416	10.1%	42
Minnesota Association of Small Cities	251	78.0%	196
<b>Total for Entity</b>	<b>\$667</b>		<b>\$238</b>
<b>City of Plymouth</b>			
Association of Metropolitan Municipalities	13,967	37.7%	5,266
League of Minnesota Cities	30,556	10.1%	3,086
Municipal Legislative Commission	10,500	85.7%	8,998
Suburban Transit Association	9,500	94.7%	8,996
<b>Total for Entity</b>	<b>\$64,523</b>		<b>\$26,346</b>
<b>City of Porter</b>			
League of Minnesota Cities	366	10.1%	37
<b>Total for Entity</b>	<b>\$366</b>		<b>\$37</b>
<b>City of Preston</b>			
League of Minnesota Cities	1,400	10.1%	141
<b>Total for Entity</b>	<b>\$1,400</b>		<b>\$141</b>
<b>City of Princeton</b>			
Coalition of Greater Minnesota Cities	7,095	59.8%	4,243
League of Minnesota Cities	4,697	10.1%	474
<b>Total for Entity</b>	<b>\$11,792</b>		<b>\$4,717</b>
<b>City of Prinsburg</b>			
League of Minnesota Cities	605	10.1%	61
Minnesota Association of Small Cities	344	78.0%	268
<b>Total for Entity</b>	<b>\$949</b>		<b>\$329</b>
<b>City of Prior Lake</b>			
Association of Metropolitan Municipalities	7,761	37.7%	2,926
League of Minnesota Cities	17,361	10.1%	1,753
Suburban Transit Association	3,508	94.7%	3,322
<b>Total for Entity</b>	<b>\$28,630</b>		<b>\$8,001</b>

**Table 5**  
**2014 Lobbying Expenditures Paid With Association Dues**  
**Listed by Entity**

<b>Name of Entity (County)</b> <b>Association Name</b>	<b>Total Local Government Dues</b>	<b>Proportion of Dues Used for Lobbying</b>	<b>Total Dues Used for Lobbying</b>
<b>City of Proctor</b>			
League of Minnesota Cities	3,113	10.1%	314
<b>Total for Entity</b>	<b>\$3,113</b>		<b>\$314</b>
<b>City of Quamba</b>			
League of Minnesota Cities	355	10.1%	36
Minnesota Association of Small Cities	175	78.0%	136
<b>Total for Entity</b>	<b>\$530</b>		<b>\$172</b>
<b>City of Racine</b>			
League of Minnesota Cities	1,083	10.1%	109
<b>Total for Entity</b>	<b>\$1,083</b>		<b>\$109</b>
<b>City of Ramsey</b>			
League of Minnesota Cities	17,395	10.1%	1,757
North Metro Mayors Association	10,712	79.5%	8,516
<b>Total for Entity</b>	<b>\$28,107</b>		<b>\$10,273</b>
<b>City of Randall</b>			
League of Minnesota Cities	749	10.1%	76
Minnesota Association of Small Cities	413	78.0%	322
<b>Total for Entity</b>	<b>\$1,162</b>		<b>\$398</b>
<b>City of Randolph</b>			
League of Minnesota Cities	568	10.1%	57
<b>Total for Entity</b>	<b>\$568</b>		<b>\$57</b>
<b>City of Ranier</b>			
League of Minnesota Cities	715	10.1%	72
Minnesota Association of Small Cities	185	78.0%	144
<b>Total for Entity</b>	<b>\$900</b>		<b>\$216</b>
<b>City of Raymond</b>			
League of Minnesota Cities	867	10.1%	88
Minnesota Association of Small Cities	464	78.0%	362
<b>Total for Entity</b>	<b>\$1,331</b>		<b>\$450</b>

**Table 5**  
**2014 Lobbying Expenditures Paid With Association Dues**  
**Listed by Entity**

<b>Name of Entity (County)</b> <b>Association Name</b>	<b>Total Local Government Dues</b>	<b>Proportion of Dues Used for Lobbying</b>	<b>Total Dues Used for Lobbying</b>
<b>City of Red Lake Falls</b>			
League of Minnesota Cities	1,508	10.1%	152
<b>Total for Entity</b>	<b>\$1,508</b>		<b>\$152</b>
<b>City of Red Wing</b>			
Coalition of Greater Minnesota Cities	30,092	59.8%	17,995
Coalition of Utility Cities	22,854	60.5%	13,827
League of Minnesota Cities	13,275	10.1%	1,341
Minnesota Environmental Science and Economic Review Board	4,930	34.7%	1,711
<b>Total for Entity</b>	<b>\$71,151</b>		<b>\$34,874</b>
<b>City of Redwood Falls</b>			
Coalition of Greater Minnesota Cities	8,440	59.8%	5,047
League of Minnesota Cities	5,133	10.1%	518
Minnesota Environmental Science and Economic Review Board	1,838	34.7%	638
<b>Total for Entity</b>	<b>\$15,411</b>		<b>\$6,203</b>
<b>City of Remer</b>			
League of Minnesota Cities	490	10.1%	49
Minnesota Association of Small Cities	279	78.0%	218
<b>Total for Entity</b>	<b>\$769</b>		<b>\$267</b>
<b>City of Renville</b>			
Coalition of Greater Minnesota Cities	2,742	59.8%	1,640
League of Minnesota Cities	1,335	10.1%	135
Minnesota Environmental Science and Economic Review Board	493	34.7%	171
<b>Total for Entity</b>	<b>\$4,570</b>		<b>\$1,946</b>
<b>City of Revere</b>			
League of Minnesota Cities	721	10.1%	73
<b>Total for Entity</b>	<b>\$721</b>		<b>\$73</b>
<b>City of Rice</b>			
League of Minnesota Cities	1,387	10.1%	140
Minnesota Association of Small Cities	708	78.0%	552
<b>Total for Entity</b>	<b>\$2,095</b>		<b>\$692</b>

**Table 5**  
**2014 Lobbying Expenditures Paid With Association Dues**  
**Listed by Entity**

<b>Name of Entity (County)</b> <b>Association Name</b>	<b>Total Local Government Dues</b>	<b>Proportion of Dues Used for Lobbying</b>	<b>Total Dues Used for Lobbying</b>
<b>City of Richfield</b>			
Association of Metropolitan Municipalities	10,085	37.7%	3,802
League of Minnesota Cities	43,707	10.1%	4,414
<b>Total for Entity</b>	<b>\$53,792</b>		<b>\$8,216</b>
<b>City of Richmond</b>			
League of Minnesota Cities	1,511	10.1%	153
Minnesota Association of Small Cities	790	78.0%	616
<b>Total for Entity</b>	<b>\$2,301</b>		<b>\$769</b>
<b>City of Richville</b>			
Minnesota Association of Small Cities	165	78.0%	129
<b>Total for Entity</b>	<b>\$165</b>		<b>\$129</b>
<b>City of Riverton</b>			
League of Minnesota Cities	366	10.1%	37
<b>Total for Entity</b>	<b>\$366</b>		<b>\$37</b>
<b>City of Robbinsdale</b>			
Association of Metropolitan Municipalities	5,343	37.7%	2,014
League of Minnesota Cities	11,901	10.1%	1,202
<b>Total for Entity</b>	<b>\$17,244</b>		<b>\$3,216</b>
<b>City of Rochester</b>			
Coalition of Greater Minnesota Cities	111,800	59.8%	66,856
Highway 14 Partnership	8,000	100.0%	8,000
League of Minnesota Cities	33,697	10.1%	3,403
Minnesota Environmental Science and Economic Review Board	13,476	34.7%	4,676
<b>Total for Entity</b>	<b>\$166,973</b>		<b>\$82,935</b>
<b>City of Rock Creek</b>			
League of Minnesota Cities	1,672	10.1%	169
<b>Total for Entity</b>	<b>\$1,672</b>		<b>\$169</b>
<b>City of Rockford</b>			
League of Minnesota Cities	4,352	10.1%	440
<b>Total for Entity</b>	<b>\$4,352</b>		<b>\$440</b>

**Table 5**  
**2014 Lobbying Expenditures Paid With Association Dues**  
**Listed by Entity**

Name of Entity (County) Association Name	Total Local Government Dues	Proportion of Dues Used for Lobbying	Total Dues Used for Lobbying
<b>City of Rockville</b>			
League of Minnesota Cities	2,533	10.1%	256
<b>Total for Entity</b>	<b>\$2,533</b>		<b>\$256</b>
<b>City of Rogers</b>			
Association of Metropolitan Municipalities	3,694	37.7%	1,393
League of Minnesota Cities	10,244	10.1%	1,035
<b>Total for Entity</b>	<b>\$13,938</b>		<b>\$2,428</b>
<b>City of Rollingstone</b>			
League of Minnesota Cities	764	10.1%	77
<b>Total for Entity</b>	<b>\$764</b>		<b>\$77</b>
<b>City of Roosevelt</b>			
League of Minnesota Cities	366	10.1%	37
<b>Total for Entity</b>	<b>\$366</b>		<b>\$37</b>
<b>City of Rose Creek</b>			
League of Minnesota Cities	515	10.1%	52
<b>Total for Entity</b>	<b>\$515</b>		<b>\$52</b>
<b>City of Roseau</b>			
Coalition of Greater Minnesota Cities	4,598	59.8%	2,750
League of Minnesota Cities	2,683	10.1%	271
<b>Total for Entity</b>	<b>\$7,281</b>		<b>\$3,021</b>
<b>City of Rosemount</b>			
Association of Metropolitan Municipalities	7,597	37.7%	2,864
League of Minnesota Cities	16,700	10.1%	1,687
<b>Total for Entity</b>	<b>\$24,297</b>		<b>\$4,551</b>
<b>City of Roseville</b>			
Association of Metropolitan Municipalities	9,790	37.7%	3,691
League of Minnesota Cities	21,549	10.1%	2,176
<b>Total for Entity</b>	<b>\$31,339</b>		<b>\$5,867</b>

**Table 5**  
**2014 Lobbying Expenditures Paid With Association Dues**  
**Listed by Entity**

Name of Entity (County) Association Name	Total Local Government Dues	Proportion of Dues Used for Lobbying	Total Dues Used for Lobbying
<b>City of Rothsay</b>			
League of Minnesota Cities	607	10.1%	61
Minnesota Association of Small Cities	342	78.0%	267
<b>Total for Entity</b>	<b>\$949</b>		<b>\$328</b>
<b>City of Round Lake</b>			
League of Minnesota Cities	492	10.1%	50
Minnesota Association of Small Cities	289	78.0%	225
<b>Total for Entity</b>	<b>\$781</b>		<b>\$275</b>
<b>City of Royalton</b>			
League of Minnesota Cities	1,321	10.1%	133
Minnesota Association of Small Cities	709	78.0%	553
<b>Total for Entity</b>	<b>\$2,030</b>		<b>\$686</b>
<b>City of Rush City</b>			
League of Minnesota Cities	3,066	10.1%	310
Minnesota Association of Small Cities	1,586	78.0%	1,237
<b>Total for Entity</b>	<b>\$4,652</b>		<b>\$1,547</b>
<b>City of Rushford</b>			
Coalition of Greater Minnesota Cities	3,309	59.8%	1,979
League of Minnesota Cities	1,827	10.1%	185
<b>Total for Entity</b>	<b>\$5,136</b>		<b>\$2,164</b>
<b>City of Rushford Village</b>			
League of Minnesota Cities	926	10.1%	94
<b>Total for Entity</b>	<b>\$926</b>		<b>\$94</b>
<b>City of Rushmore</b>			
League of Minnesota Cities	460	10.1%	46
Minnesota Association of Small Cities	274	78.0%	214
<b>Total for Entity</b>	<b>\$734</b>		<b>\$260</b>
<b>City of Russell</b>			
League of Minnesota Cities	447	10.1%	45
<b>Total for Entity</b>	<b>\$447</b>		<b>\$45</b>



**Table 5**  
**2014 Lobbying Expenditures Paid With Association Dues**  
**Listed by Entity**

<b>Name of Entity (County)</b> <b>Association Name</b>	<b>Total Local Government Dues</b>	<b>Proportion of Dues Used for Lobbying</b>	<b>Total Dues Used for Lobbying</b>
<b>City of Rutherford</b>			
League of Minnesota Cities	366	10.1%	37
Minnesota Association of Small Cities	236	78.0%	184
<b>Total for Entity</b>	<b>\$602</b>		<b>\$221</b>
<b>City of Rutledge</b>			
League of Minnesota Cities	366	10.1%	37
<b>Total for Entity</b>	<b>\$366</b>		<b>\$37</b>
<b>City of Sabin</b>			
League of Minnesota Cities	660	10.1%	67
Minnesota Association of Small Cities	355	78.0%	277
<b>Total for Entity</b>	<b>\$1,015</b>		<b>\$344</b>
<b>City of Sacred Heart</b>			
League of Minnesota Cities	640	10.1%	65
Minnesota Association of Small Cities	367	78.0%	286
<b>Total for Entity</b>	<b>\$1,007</b>		<b>\$351</b>
<b>City of Saint Anthony</b>			
Association of Metropolitan Municipalities	3,495	37.7%	1,318
League of Minnesota Cities	366	10.1%	37
<b>Total for Entity</b>	<b>\$3,861</b>		<b>\$1,355</b>
<b>City of Saint Anthony [Stearns]</b>			
League of Minnesota Cities	7,740	10.1%	782
<b>Total for Entity</b>	<b>\$7,740</b>		<b>\$782</b>
<b>City of Saint Augusta</b>			
League of Minnesota Cities	3,397	10.1%	343
<b>Total for Entity</b>	<b>\$3,397</b>		<b>\$343</b>
<b>City of Saint Bonifacius</b>			
League of Minnesota Cities	2,344	10.1%	237
<b>Total for Entity</b>	<b>\$2,344</b>		<b>\$237</b>

**Table 5**  
**2014 Lobbying Expenditures Paid With Association Dues**  
**Listed by Entity**

<b>Name of Entity (County)</b> <b>Association Name</b>	<b>Total Local Government Dues</b>	<b>Proportion of Dues Used for Lobbying</b>	<b>Total Dues Used for Lobbying</b>
<b>City of Saint Charles</b>			
Coalition of Greater Minnesota Cities	5,866	59.8%	3,508
League of Minnesota Cities	3,636	10.1%	367
Minnesota Association of Small Cities	1,881	78.0%	1,467
<b>Total for Entity</b>	<b>\$11,383</b>		<b>\$5,342</b>
<b>City of Saint Clair</b>			
League of Minnesota Cities	1,914	10.1%	193
Minnesota Association of Small Cities	511	78.0%	399
<b>Total for Entity</b>	<b>\$2,425</b>		<b>\$592</b>
<b>City of Saint Cloud</b>			
League of Minnesota Cities	58,632	10.1%	5,922
Minnesota Environmental Science and Economic Review Board	13,476	34.7%	4,676
<b>Total for Entity</b>	<b>\$72,108</b>		<b>\$10,598</b>
<b>City of Saint Francis</b>			
Association of Metropolitan Municipalities	3,103	37.7%	1,170
League of Minnesota Cities	6,732	10.1%	680
<b>Total for Entity</b>	<b>\$9,835</b>		<b>\$1,850</b>
<b>City of Saint Hilaire</b>			
League of Minnesota Cities	404	10.1%	41
Minnesota Association of Small Cities	246	78.0%	192
<b>Total for Entity</b>	<b>\$650</b>		<b>\$233</b>
<b>City of Saint James</b>			
Coalition of Greater Minnesota Cities	6,976	59.8%	4,172
League of Minnesota Cities	4,594	10.1%	464
<b>Total for Entity</b>	<b>\$11,570</b>		<b>\$4,636</b>
<b>City of Saint Joseph</b>			
Coalition of Greater Minnesota Cities	7,671	59.8%	4,587
League of Minnesota Cities	6,373	10.1%	644
<b>Total for Entity</b>	<b>\$14,044</b>		<b>\$5,231</b>

**Table 5**  
**2014 Lobbying Expenditures Paid With Association Dues**  
**Listed by Entity**

<b>Name of Entity (County)</b> <b>Association Name</b>	<b>Total Local Government Dues</b>	<b>Proportion of Dues Used for Lobbying</b>	<b>Total Dues Used for Lobbying</b>
<b>City of Saint Leo</b>			
League of Minnesota Cities	366	10.1%	37
Minnesota Association of Small Cities	165	78.0%	129
<b>Total for Entity</b>	<b>\$531</b>		<b>\$166</b>
<b>City of Saint Louis Park</b>			
Association of Metropolitan Municipalities	11,989	37.7%	4,520
League of Minnesota Cities	26,797	10.1%	2,706
<b>Total for Entity</b>	<b>\$38,786</b>		<b>\$7,226</b>
<b>City of Saint Martin</b>			
League of Minnesota Cities	425	10.1%	43
Minnesota Association of Small Cities	274	78.0%	214
<b>Total for Entity</b>	<b>\$699</b>		<b>\$257</b>
<b>City of Saint Mary's Point</b>			
League of Minnesota Cities	967	10.1%	98
<b>Total for Entity</b>	<b>\$967</b>		<b>\$98</b>
<b>City of Saint Michael</b>			
Association of Metropolitan Municipalities	300	37.7%	113
League of Minnesota Cities	13,485	10.1%	1,362
<b>Total for Entity</b>	<b>\$13,785</b>		<b>\$1,475</b>
<b>City of Saint Paul</b>			
Association of Metropolitan Municipalities	25,435	37.7%	9,589
League of Minnesota Cities	56,468	10.1%	5,703
<b>Total for Entity</b>	<b>\$81,903</b>		<b>\$15,292</b>
<b>City of Saint Paul Park</b>			
Association of Metropolitan Municipalities	2,393	37.7%	902
League of Minnesota Cities	5,272	10.1%	532
<b>Total for Entity</b>	<b>\$7,665</b>		<b>\$1,434</b>
<b>City of Saint Peter</b>			
Coalition of Greater Minnesota Cities	17,480	59.8%	10,453
League of Minnesota Cities	9,884	10.1%	998
<b>Total for Entity</b>	<b>\$27,364</b>		<b>\$11,451</b>

**Table 5**  
**2014 Lobbying Expenditures Paid With Association Dues**  
**Listed by Entity**

<b>Name of Entity (County)</b> <b>Association Name</b>	<b>Total Local Government Dues</b>	<b>Proportion of Dues Used for Lobbying</b>	<b>Total Dues Used for Lobbying</b>
<b>City of Saint Rosa</b>			
League of Minnesota Cities	366	10.1%	37
<b>Total for Entity</b>	<b>\$366</b>		<b>\$37</b>
<b>City of Saint Stephen</b>			
League of Minnesota Cities	961	10.1%	97
<b>Total for Entity</b>	<b>\$961</b>		<b>\$97</b>
<b>City of Saint Vincent</b>			
League of Minnesota Cities	355	10.1%	36
<b>Total for Entity</b>	<b>\$355</b>		<b>\$36</b>
<b>City of Sanborn</b>			
League of Minnesota Cities	449	10.1%	45
<b>Total for Entity</b>	<b>\$449</b>		<b>\$45</b>
<b>City of Sandstone</b>			
Coalition of Greater Minnesota Cities	2,487	59.8%	1,487
Greater Minnesota Partnership	500	100.0%	500
League of Minnesota Cities	2,817	10.1%	285
<b>Total for Entity</b>	<b>\$5,804</b>		<b>\$2,272</b>
<b>City of Sargeant</b>			
League of Minnesota Cities	366	10.1%	37
<b>Total for Entity</b>	<b>\$366</b>		<b>\$37</b>
<b>City of Sartell</b>			
Coalition of Greater Minnesota Cities	13,328	59.8%	7,970
League of Minnesota Cities	13,092	10.1%	1,322
<b>Total for Entity</b>	<b>\$26,420</b>		<b>\$9,292</b>
<b>City of Sauk Centre</b>			
League of Minnesota Cities	4,366	10.1%	441
Minnesota Environmental Science and Economic Review Board	1,378	34.7%	478
<b>Total for Entity</b>	<b>\$5,744</b>		<b>\$919</b>
<b>City of Sauk Rapids</b>			
League of Minnesota Cities	11,070	10.1%	1,118
<b>Total for Entity</b>	<b>\$11,070</b>		<b>\$1,118</b>

**Table 5**  
**2014 Lobbying Expenditures Paid With Association Dues**  
**Listed by Entity**

<b>Name of Entity (County)</b> <b>Association Name</b>	<b>Total Local Government Dues</b>	<b>Proportion of Dues Used for Lobbying</b>	<b>Total Dues Used for Lobbying</b>
<b>City of Savage</b>			
Association of Metropolitan Municipalities	8,539	37.7%	3,219
League of Minnesota Cities	32,782	10.1%	3,311
Municipal Legislative Commission	6,888	85.7%	5,903
<b>Total for Entity</b>	<b>\$48,209</b>		<b>\$12,433</b>
<b>City of Scandia</b>			
League of Minnesota Cities	4,082	10.1%	412
<b>Total for Entity</b>	<b>\$4,082</b>		<b>\$412</b>
<b>City of Scanlon</b>			
League of Minnesota Cities	1,081	10.1%	109
Minnesota Association of Small Cities	566	78.0%	441
<b>Total for Entity</b>	<b>\$1,647</b>		<b>\$550</b>
<b>City of Seaforth</b>			
League of Minnesota Cities	366	10.1%	37
<b>Total for Entity</b>	<b>\$366</b>		<b>\$37</b>
<b>City of Sebeka</b>			
League of Minnesota Cities	813	10.1%	82
Minnesota Association of Small Cities	440	78.0%	343
<b>Total for Entity</b>	<b>\$1,253</b>		<b>\$425</b>
<b>City of Sedan</b>			
League of Minnesota Cities	366	10.1%	37
<b>Total for Entity</b>	<b>\$366</b>		<b>\$37</b>
<b>City of Shafer</b>			
League of Minnesota Cities	1,142	10.1%	115
Minnesota Association of Small Cities	620	78.0%	484
<b>Total for Entity</b>	<b>\$1,762</b>		<b>\$599</b>

**Table 5**  
**2014 Lobbying Expenditures Paid With Association Dues**  
**Listed by Entity**

<b>Name of Entity (County)</b> <b>Association Name</b>	<b>Total Local Government Dues</b>	<b>Proportion of Dues Used for Lobbying</b>	<b>Total Dues Used for Lobbying</b>
<b>City of Shakopee</b>			
Association of Metropolitan Municipalities	10,512	37.7%	3,963
League of Minnesota Cities	23,275	10.1%	2,351
Municipal Legislative Commission	9,563	85.7%	8,195
Suburban Transit Association	5,738	94.7%	5,434
<b>Total for Entity</b>	<b>\$49,088</b>		<b>\$19,943</b>
<b>City of Shelly</b>			
League of Minnesota Cities	366	10.1%	37
Minnesota Association of Small Cities	206	78.0%	161
<b>Total for Entity</b>	<b>\$572</b>		<b>\$198</b>
<b>City of Sherburn</b>			
League of Minnesota Cities	1,200	10.1%	121
<b>Total for Entity</b>	<b>\$1,200</b>		<b>\$121</b>
<b>City of Shevlin</b>			
League of Minnesota Cities	366	10.1%	37
<b>Total for Entity</b>	<b>\$366</b>		<b>\$37</b>
<b>City of Shoreview</b>			
Association of Metropolitan Municipalities	8,157	37.7%	3,075
League of Minnesota Cities	17,936	10.1%	1,812
Municipal Legislative Commission	6,357	85.7%	5,448
<b>Total for Entity</b>	<b>\$32,450</b>		<b>\$10,335</b>
<b>City of Shorewood</b>			
Association of Metropolitan Municipalities	3,123	37.7%	1,177
League of Minnesota Cities	6,956	10.1%	703
<b>Total for Entity</b>	<b>\$10,079</b>		<b>\$1,880</b>
<b>City of Silver Bay</b>			
League of Minnesota Cities	1,932	10.1%	195
Range Association of Municipalities and Schools	700	30.0%	210
<b>Total for Entity</b>	<b>\$2,632</b>		<b>\$405</b>

**Table 5**  
**2014 Lobbying Expenditures Paid With Association Dues**  
**Listed by Entity**

Name of Entity (County) Association Name	Total Local Government Dues	Proportion of Dues Used for Lobbying	Total Dues Used for Lobbying
<b>City of Silver Lake</b>			
League of Minnesota Cities	922	10.1%	93
<b>Total for Entity</b>	<b>\$922</b>		<b>\$93</b>
<b>City of Skyline</b>			
League of Minnesota Cities	404	10.1%	41
<b>Total for Entity</b>	<b>\$404</b>		<b>\$41</b>
<b>City of Slayton</b>			
Coalition of Greater Minnesota Cities	2,060	59.8%	1,232
League of Minnesota Cities	2,198	10.1%	222
<b>Total for Entity</b>	<b>\$4,258</b>		<b>\$1,454</b>
<b>City of Sleepy Eye</b>			
Coalition of Greater Minnesota Cities	4,269	59.8%	2,553
Highway 14 Partnership	1,000	100.0%	1,000
League of Minnesota Cities	3,564	10.1%	360
<b>Total for Entity</b>	<b>\$8,833</b>		<b>\$3,913</b>
<b>City of Sobieski</b>			
League of Minnesota Cities	366	10.1%	37
<b>Total for Entity</b>	<b>\$366</b>		<b>\$37</b>
<b>City of Solway</b>			
League of Minnesota Cities	366	10.1%	37
<b>Total for Entity</b>	<b>\$366</b>		<b>\$37</b>
<b>City of South Haven</b>			
League of Minnesota Cities	366	10.1%	37
Minnesota Association of Small Cities	204	78.0%	159
<b>Total for Entity</b>	<b>\$570</b>		<b>\$196</b>
<b>City of South Saint Paul</b>			
Association of Metropolitan Municipalities	7,247	37.7%	2,732
League of Minnesota Cities	15,816	10.1%	1,597
<b>Total for Entity</b>	<b>\$23,063</b>		<b>\$4,329</b>

**Table 5**  
**2014 Lobbying Expenditures Paid With Association Dues**  
**Listed by Entity**

<b>Name of Entity (County)</b> <b>Association Name</b>	<b>Total Local Government Dues</b>	<b>Proportion of Dues Used for Lobbying</b>	<b>Total Dues Used for Lobbying</b>
<b>City of Spicer</b>			
League of Minnesota Cities	1,280	10.1%	129
<b>Total for Entity</b>	<b>\$1,280</b>		<b>\$129</b>
<b>City of Spring Grove</b>			
League of Minnesota Cities	1,398	10.1%	141
<b>Total for Entity</b>	<b>\$1,398</b>		<b>\$141</b>
<b>City of Spring Lake Park</b>			
League of Minnesota Cities	6,098	10.1%	616
North Metro Mayors Association	2,080	79.5%	1,654
<b>Total for Entity</b>	<b>\$8,178</b>		<b>\$2,270</b>
<b>City of Spring Park</b>			
Association of Metropolitan Municipalities	808	37.7%	305
League of Minnesota Cities	1,748	10.1%	177
<b>Total for Entity</b>	<b>\$2,556</b>		<b>\$482</b>
<b>City of Spring Valley</b>			
League of Minnesota Cities	2,521	10.1%	255
<b>Total for Entity</b>	<b>\$2,521</b>		<b>\$255</b>
<b>City of Springfield</b>			
League of Minnesota Cities	2,172	10.1%	219
<b>Total for Entity</b>	<b>\$2,172</b>		<b>\$219</b>
<b>City of Squaw Lake</b>			
League of Minnesota Cities	366	10.1%	37
<b>Total for Entity</b>	<b>\$366</b>		<b>\$37</b>
<b>City of Stacy</b>			
League of Minnesota Cities	1,539	10.1%	155
Minnesota Association of Small Cities	805	78.0%	628
<b>Total for Entity</b>	<b>\$2,344</b>		<b>\$783</b>
<b>City of Staples</b>			
Coalition of Greater Minnesota Cities	4,931	59.8%	2,949
League of Minnesota Cities	2,993	10.1%	302
<b>Total for Entity</b>	<b>\$7,924</b>		<b>\$3,251</b>



**Table 5**  
**2014 Lobbying Expenditures Paid With Association Dues**  
**Listed by Entity**

Name of Entity (County) Association Name	Total Local Government Dues	Proportion of Dues Used for Lobbying	Total Dues Used for Lobbying
<b>City of Starbuck</b>			
League of Minnesota Cities	1,378	10.1%	139
Minnesota Association of Small Cities	736	78.0%	574
<b>Total for Entity</b>	<b>\$2,114</b>		<b>\$713</b>
<b>City of Steen</b>			
League of Minnesota Cities	366	10.1%	37
<b>Total for Entity</b>	<b>\$366</b>		<b>\$37</b>
<b>City of Stephen</b>			
League of Minnesota Cities	769	10.1%	78
Minnesota Association of Small Cities	416	78.0%	324
<b>Total for Entity</b>	<b>\$1,185</b>		<b>\$402</b>
<b>City of Stewart</b>			
League of Minnesota Cities	670	10.1%	68
Minnesota Association of Small Cities	379	78.0%	296
<b>Total for Entity</b>	<b>\$1,049</b>		<b>\$364</b>
<b>City of Stewartville</b>			
League of Minnesota Cities	5,901	10.1%	596
<b>Total for Entity</b>	<b>\$5,901</b>		<b>\$596</b>
<b>City of Stillwater</b>			
Association of Metropolitan Municipalities	6,668	37.7%	2,514
League of Minnesota Cities	14,943	10.1%	1,509
<b>Total for Entity</b>	<b>\$21,611</b>		<b>\$4,023</b>
<b>City of Stockton</b>			
League of Minnesota Cities	817	10.1%	83
<b>Total for Entity</b>	<b>\$817</b>		<b>\$83</b>
<b>City of Storden</b>			
League of Minnesota Cities	366	10.1%	37
<b>Total for Entity</b>	<b>\$366</b>		<b>\$37</b>
<b>City of Strandquist</b>			
League of Minnesota Cities	355	10.1%	36
<b>Total for Entity</b>	<b>\$355</b>		<b>\$36</b>

**Table 5**  
**2014 Lobbying Expenditures Paid With Association Dues**  
**Listed by Entity**

<b>Name of Entity (County)</b> <b>Association Name</b>	<b>Total Local Government Dues</b>	<b>Proportion of Dues Used for Lobbying</b>	<b>Total Dues Used for Lobbying</b>
<b>City of Sturgeon Lake</b>			
League of Minnesota Cities	1,066	10.1%	108
<b>Total for Entity</b>	<b>\$1,066</b>		<b>\$108</b>
<b>City of Sunburg</b>			
League of Minnesota Cities	366	10.1%	37
<b>Total for Entity</b>	<b>\$366</b>		<b>\$37</b>
<b>City of Sunfish Lake</b>			
Association of Metropolitan Municipalities	291	37.7%	110
League of Minnesota Cities	637	10.1%	64
<b>Total for Entity</b>	<b>\$928</b>		<b>\$174</b>
<b>City of Swanville</b>			
League of Minnesota Cities	461	10.1%	47
Minnesota Association of Small Cities	233	78.0%	182
<b>Total for Entity</b>	<b>\$694</b>		<b>\$229</b>
<b>City of Taconite</b>			
League of Minnesota Cities	761	10.1%	77
Minnesota Association of Small Cities	284	78.0%	222
Range Association of Municipalities and Schools	450	30.0%	135
<b>Total for Entity</b>	<b>\$1,495</b>		<b>\$434</b>
<b>City of Tamarack</b>			
League of Minnesota Cities	366	10.1%	37
Minnesota Association of Small Cities	163	78.0%	127
<b>Total for Entity</b>	<b>\$529</b>		<b>\$164</b>
<b>City of Taunton</b>			
League of Minnesota Cities	366	10.1%	37
Minnesota Association of Small Cities	183	78.0%	143
<b>Total for Entity</b>	<b>\$549</b>		<b>\$180</b>
<b>City of Taylors Falls</b>			
League of Minnesota Cities	1,063	10.1%	107
<b>Total for Entity</b>	<b>\$1,063</b>		<b>\$107</b>

**Table 5**  
**2014 Lobbying Expenditures Paid With Association Dues**  
**Listed by Entity**

<b>Name of Entity (County)</b> <b>Association Name</b>	<b>Total Local Government Dues</b>	<b>Proportion of Dues Used for Lobbying</b>	<b>Total Dues Used for Lobbying</b>
<b>City of Tenstrike</b>			
League of Minnesota Cities	366	10.1%	37
<b>Total for Entity</b>	<b>\$366</b>		<b>\$37</b>
<b>City of Thief River Falls</b>			
Coalition of Greater Minnesota Cities	12,921	59.8%	7,727
League of Minnesota Cities	7,860	10.1%	794
Minnesota Environmental Science and Economic Review Board	2,819	34.7%	978
<b>Total for Entity</b>	<b>\$23,600</b>		<b>\$9,499</b>
<b>City of Thomson</b>			
Minnesota Association of Small Cities	192	78.0%	150
<b>Total for Entity</b>	<b>\$192</b>		<b>\$150</b>
<b>City of Tintah</b>			
League of Minnesota Cities	366	10.1%	37
<b>Total for Entity</b>	<b>\$366</b>		<b>\$37</b>
<b>City of Tonka Bay</b>			
League of Minnesota Cities	1,570	10.1%	159
<b>Total for Entity</b>	<b>\$1,570</b>		<b>\$159</b>
<b>City of Tower</b>			
League of Minnesota Cities	611	10.1%	62
Minnesota Association of Small Cities	345	78.0%	269
Range Association of Municipalities and Schools	450	30.0%	135
<b>Total for Entity</b>	<b>\$1,406</b>		<b>\$466</b>
<b>City of Tracy</b>			
League of Minnesota Cities	2,200	10.1%	222
<b>Total for Entity</b>	<b>\$2,200</b>		<b>\$222</b>
<b>City of Trail</b>			
League of Minnesota Cities	366	10.1%	37
<b>Total for Entity</b>	<b>\$366</b>		<b>\$37</b>

**Table 5**  
**2014 Lobbying Expenditures Paid With Association Dues**  
**Listed by Entity**

<b>Name of Entity (County)</b> <b>Association Name</b>	<b>Total Local Government Dues</b>	<b>Proportion of Dues Used for Lobbying</b>	<b>Total Dues Used for Lobbying</b>
<b>City of Trimont</b>			
League of Minnesota Cities	835	10.1%	84
Minnesota Association of Small Cities	456	78.0%	356
<b>Total for Entity</b>	<b>\$1,291</b>		<b>\$440</b>
<b>City of Truman</b>			
League of Minnesota Cities	1,186	10.1%	120
<b>Total for Entity</b>	<b>\$1,186</b>		<b>\$120</b>
<b>City of Twin Lakes</b>			
League of Minnesota Cities	721	10.1%	73
<b>Total for Entity</b>	<b>\$721</b>		<b>\$73</b>
<b>City of Twin Valley</b>			
League of Minnesota Cities	909	10.1%	92
Minnesota Association of Small Cities	489	78.0%	381
<b>Total for Entity</b>	<b>\$1,398</b>		<b>\$473</b>
<b>City of Two Harbors</b>			
Coalition of Greater Minnesota Cities	4,563	59.8%	2,729
League of Minnesota Cities	3,733	10.1%	377
<b>Total for Entity</b>	<b>\$8,296</b>		<b>\$3,106</b>
<b>City of Tyler</b>			
League of Minnesota Cities	1,224	10.1%	124
<b>Total for Entity</b>	<b>\$1,224</b>		<b>\$124</b>
<b>City of Ulen</b>			
League of Minnesota Cities	662	10.1%	67
<b>Total for Entity</b>	<b>\$662</b>		<b>\$67</b>
<b>City of Underwood</b>			
League of Minnesota Cities	456	10.1%	46
Minnesota Association of Small Cities	273	78.0%	213
<b>Total for Entity</b>	<b>\$729</b>		<b>\$259</b>
<b>City of Upsala</b>			
League of Minnesota Cities	540	10.1%	55
<b>Total for Entity</b>	<b>\$540</b>		<b>\$55</b>

**Table 5**  
**2014 Lobbying Expenditures Paid With Association Dues**  
**Listed by Entity**

<b>Name of Entity (County)</b> <b>Association Name</b>	<b>Total Local Government Dues</b>	<b>Proportion of Dues Used for Lobbying</b>	<b>Total Dues Used for Lobbying</b>
<b>City of Utica</b>			
League of Minnesota Cities	403	10.1%	41
Minnesota Association of Small Cities	215	78.0%	168
<b>Total for Entity</b>	<b>\$618</b>		<b>\$209</b>
<b>City of Vadnais Heights</b>			
Association of Metropolitan Municipalities	2,421	37.7%	913
League of Minnesota Cities	10,689	10.1%	1,080
<b>Total for Entity</b>	<b>\$13,110</b>		<b>\$1,993</b>
<b>City of Vergas</b>			
League of Minnesota Cities	459	10.1%	46
<b>Total for Entity</b>	<b>\$459</b>		<b>\$46</b>
<b>City of Vermillion</b>			
League of Minnesota Cities	540	10.1%	55
<b>Total for Entity</b>	<b>\$540</b>		<b>\$55</b>
<b>City of Verndale</b>			
League of Minnesota Cities	707	10.1%	71
<b>Total for Entity</b>	<b>\$707</b>		<b>\$71</b>
<b>City of Vernon Center</b>			
League of Minnesota Cities	448	10.1%	45
<b>Total for Entity</b>	<b>\$448</b>		<b>\$45</b>
<b>City of Vesta</b>			
League of Minnesota Cities	429	10.1%	43
Minnesota Association of Small Cities	264	78.0%	206
<b>Total for Entity</b>	<b>\$693</b>		<b>\$249</b>
<b>City of Victoria</b>			
Association of Metropolitan Municipalities	3,212	37.7%	1,211
League of Minnesota Cities	7,437	10.1%	751
<b>Total for Entity</b>	<b>\$10,649</b>		<b>\$1,962</b>
<b>City of Viking</b>			
League of Minnesota Cities	366	10.1%	37
<b>Total for Entity</b>	<b>\$366</b>		<b>\$37</b>

**Table 5**  
**2014 Lobbying Expenditures Paid With Association Dues**  
**Listed by Entity**

Name of Entity (County) Association Name	Total Local Government Dues	Proportion of Dues Used for Lobbying	Total Dues Used for Lobbying
<b>City of Villard</b>			
League of Minnesota Cities	727	10.1%	73
<b>Total for Entity</b>	<b>\$727</b>		<b>\$73</b>
<b>City of Vining</b>			
League of Minnesota Cities	366	10.1%	37
Minnesota Association of Small Cities	155	78.0%	121
<b>Total for Entity</b>	<b>\$521</b>		<b>\$158</b>
<b>City of Virginia</b>			
Coalition of Greater Minnesota Cities	13,051	59.8%	7,804
Greater Minnesota Partnership	1,000	100.0%	1,000
League of Minnesota Cities	7,834	10.1%	791
Range Association of Municipalities and Schools	950	30.0%	285
<b>Total for Entity</b>	<b>\$22,835</b>		<b>\$9,880</b>
<b>City of Wabasso</b>			
League of Minnesota Cities	798	10.1%	81
Minnesota Association of Small Cities	413	78.0%	322
<b>Total for Entity</b>	<b>\$1,211</b>		<b>\$403</b>
<b>City of Waconia</b>			
Association of Metropolitan Municipalities	4,358	37.7%	1,643
League of Minnesota Cities	9,816	10.1%	991
<b>Total for Entity</b>	<b>\$14,174</b>		<b>\$2,634</b>
<b>City of Wadena</b>			
Coalition of Greater Minnesota Cities	6,316	59.8%	3,777
League of Minnesota Cities	4,090	10.1%	413
<b>Total for Entity</b>	<b>\$10,406</b>		<b>\$4,190</b>
<b>City of Wahkon</b>			
League of Minnesota Cities	366	10.1%	37
<b>Total for Entity</b>	<b>\$366</b>		<b>\$37</b>

**Table 5**  
**2014 Lobbying Expenditures Paid With Association Dues**  
**Listed by Entity**

<b>Name of Entity (County)</b> <b>Association Name</b>	<b>Total Local Government Dues</b>	<b>Proportion of Dues Used for Lobbying</b>	<b>Total Dues Used for Lobbying</b>
<b>City of Waite Park</b>			
Coalition of Greater Minnesota Cities	5,215	59.8%	3,119
League of Minnesota Cities	6,836	10.1%	690
<b>Total for Entity</b>	<b>\$12,051</b>		<b>\$3,809</b>
<b>City of Waldorf</b>			
League of Minnesota Cities	721	10.1%	73
<b>Total for Entity</b>	<b>\$721</b>		<b>\$73</b>
<b>City of Walker</b>			
League of Minnesota Cities	1,034	10.1%	104
Minnesota Association of Small Cities	536	78.0%	418
<b>Total for Entity</b>	<b>\$1,570</b>		<b>\$522</b>
<b>City of Walnut Grove</b>			
League of Minnesota Cities	958	10.1%	97
<b>Total for Entity</b>	<b>\$958</b>		<b>\$97</b>
<b>City of Walters</b>			
League of Minnesota Cities	366	10.1%	37
Minnesota Association of Small Cities	157	78.0%	122
<b>Total for Entity</b>	<b>\$523</b>		<b>\$159</b>
<b>City of Waltham</b>			
League of Minnesota Cities	366	10.1%	37
<b>Total for Entity</b>	<b>\$366</b>		<b>\$37</b>
<b>City of Wanamingo</b>			
League of Minnesota Cities	1,184	10.1%	120
<b>Total for Entity</b>	<b>\$1,184</b>		<b>\$120</b>
<b>City of Wanda</b>			
League of Minnesota Cities	366	10.1%	37
Minnesota Association of Small Cities	158	78.0%	123
<b>Total for Entity</b>	<b>\$524</b>		<b>\$160</b>
<b>City of Warba</b>			
League of Minnesota Cities	366	10.1%	37
<b>Total for Entity</b>	<b>\$366</b>		<b>\$37</b>

**Table 5**  
**2014 Lobbying Expenditures Paid With Association Dues**  
**Listed by Entity**

<b>Name of Entity (County)</b> <b>Association Name</b>	<b>Total Local Government Dues</b>	<b>Proportion of Dues Used for Lobbying</b>	<b>Total Dues Used for Lobbying</b>
<b>City of Warren</b>			
Coalition of Greater Minnesota Cities	3,214	59.8%	1,922
League of Minnesota Cities	1,644	10.1%	166
Minnesota Association of Small Cities	853	78.0%	665
<b>Total for Entity</b>	<b>\$5,711</b>		<b>\$2,753</b>
<b>City of Warroad</b>			
Coalition of Greater Minnesota Cities	3,373	59.8%	2,017
League of Minnesota Cities	1,840	10.1%	186
<b>Total for Entity</b>	<b>\$5,213</b>		<b>\$2,203</b>
<b>City of Waseca</b>			
Coalition of Greater Minnesota Cities	13,959	59.8%	8,347
Greater Minnesota Partnership	1,000	100.0%	1,000
Highway 14 Partnership	2,500	100.0%	2,500
League of Minnesota Cities	8,411	10.1%	850
Minnesota Environmental Science and Economic Review Board	2,718	34.7%	943
<b>Total for Entity</b>	<b>\$28,588</b>		<b>\$13,640</b>
<b>City of Watertown</b>			
League of Minnesota Cities	4,259	10.1%	430
<b>Total for Entity</b>	<b>\$4,259</b>		<b>\$430</b>
<b>City of Waterville</b>			
League of Minnesota Cities	1,946	10.1%	197
Minnesota Association of Small Cities	998	78.0%	778
<b>Total for Entity</b>	<b>\$2,944</b>		<b>\$975</b>
<b>City of Watkins</b>			
League of Minnesota Cities	1,047	10.1%	106
Minnesota Association of Small Cities	544	78.0%	424
<b>Total for Entity</b>	<b>\$1,591</b>		<b>\$530</b>
<b>City of Watson</b>			
League of Minnesota Cities	366	10.1%	37
<b>Total for Entity</b>	<b>\$366</b>		<b>\$37</b>



**Table 5**  
**2014 Lobbying Expenditures Paid With Association Dues**  
**Listed by Entity**

<b>Name of Entity (County)</b> <b>Association Name</b>	<b>Total Local Government Dues</b>	<b>Proportion of Dues Used for Lobbying</b>	<b>Total Dues Used for Lobbying</b>
<b>City of Waubun</b>			
League of Minnesota Cities	518	10.1%	52
<b>Total for Entity</b>	<b>\$518</b>		<b>\$52</b>
<b>City of Waverly</b>			
League of Minnesota Cities	1,467	10.1%	148
Minnesota Association of Small Cities	760	78.0%	593
<b>Total for Entity</b>	<b>\$2,227</b>		<b>\$741</b>
<b>City of Wayzata</b>			
Association of Metropolitan Municipalities	1,714	37.7%	646
League of Minnesota Cities	4,127	10.1%	417
<b>Total for Entity</b>	<b>\$5,841</b>		<b>\$1,063</b>
<b>City of Welcome</b>			
League of Minnesota Cities	776	10.1%	78
Minnesota Association of Small Cities	429	78.0%	335
<b>Total for Entity</b>	<b>\$1,205</b>		<b>\$413</b>
<b>City of Wells</b>			
League of Minnesota Cities	2,352	10.1%	238
<b>Total for Entity</b>	<b>\$2,352</b>		<b>\$238</b>
<b>City of Wendell</b>			
League of Minnesota Cities	366	10.1%	37
Minnesota Association of Small Cities	200	78.0%	156
<b>Total for Entity</b>	<b>\$566</b>		<b>\$193</b>
<b>City of West Concord</b>			
League of Minnesota Cities	892	10.1%	90
<b>Total for Entity</b>	<b>\$892</b>		<b>\$90</b>
<b>City of West Saint Paul</b>			
Association of Metropolitan Municipalities	7,073	37.7%	2,667
League of Minnesota Cities	15,399	10.1%	1,555
<b>Total for Entity</b>	<b>\$22,472</b>		<b>\$4,222</b>

**Table 5**  
**2014 Lobbying Expenditures Paid With Association Dues**  
**Listed by Entity**

<b>Name of Entity (County)</b> <b>Association Name</b>	<b>Total Local Government Dues</b>	<b>Proportion of Dues Used for Lobbying</b>	<b>Total Dues Used for Lobbying</b>
<b>City of Westbrook</b>			
League of Minnesota Cities	834	10.1%	84
Minnesota Association of Small Cities	453	78.0%	353
<b>Total for Entity</b>	<b>\$1,287</b>		<b>\$437</b>
<b>City of Westport</b>			
League of Minnesota Cities	721	10.1%	73
<b>Total for Entity</b>	<b>\$721</b>		<b>\$73</b>
<b>City of Whalan</b>			
League of Minnesota Cities	721	10.1%	73
<b>Total for Entity</b>	<b>\$721</b>		<b>\$73</b>
<b>City of Wheaton</b>			
League of Minnesota Cities	1,489	10.1%	150
<b>Total for Entity</b>	<b>\$1,489</b>		<b>\$150</b>
<b>City of White Bear Lake</b>			
Association of Metropolitan Municipalities	7,913	37.7%	2,983
League of Minnesota Cities	17,311	10.1%	1,748
<b>Total for Entity</b>	<b>\$25,224</b>		<b>\$4,731</b>
<b>City of Wilder</b>			
League of Minnesota Cities	721	10.1%	73
Minnesota Association of Small Cities	147	78.0%	115
<b>Total for Entity</b>	<b>\$868</b>		<b>\$188</b>
<b>City of Willernie</b>			
League of Minnesota Cities	666	10.1%	67
<b>Total for Entity</b>	<b>\$666</b>		<b>\$67</b>
<b>City of Williams</b>			
League of Minnesota Cities	366	10.1%	37
<b>Total for Entity</b>	<b>\$366</b>		<b>\$37</b>

**Table 5**  
**2014 Lobbying Expenditures Paid With Association Dues**  
**Listed by Entity**

<b>Name of Entity (County)</b> <b>Association Name</b>	<b>Total Local Government Dues</b>	<b>Proportion of Dues Used for Lobbying</b>	<b>Total Dues Used for Lobbying</b>
<b>City of Willmar</b>			
Coalition of Greater Minnesota Cities	35,151	59.8%	21,020
League of Minnesota Cities	15,446	10.1%	1,560
Minnesota Environmental Science and Economic Review Board	5,437	34.7%	1,887
<b>Total for Entity</b>	<b>\$56,034</b>		<b>\$24,467</b>
<b>City of Willow River</b>			
League of Minnesota Cities	520	10.1%	53
<b>Total for Entity</b>	<b>\$520</b>		<b>\$53</b>
<b>City of Wilmont</b>			
League of Minnesota Cities	457	10.1%	46
<b>Total for Entity</b>	<b>\$457</b>		<b>\$46</b>
<b>City of Wilton</b>			
League of Minnesota Cities	366	10.1%	37
<b>Total for Entity</b>	<b>\$366</b>		<b>\$37</b>
<b>City of Windom</b>			
Coalition of Greater Minnesota Cities	7,028	59.8%	4,203
League of Minnesota Cities	4,604	10.1%	465
Minnesota Environmental Science and Economic Review Board	1,772	34.7%	615
<b>Total for Entity</b>	<b>\$13,404</b>		<b>\$5,283</b>
<b>City of Winger</b>			
League of Minnesota Cities	366	10.1%	37
<b>Total for Entity</b>	<b>\$366</b>		<b>\$37</b>
<b>City of Winnebago</b>			
League of Minnesota Cities	1,495	10.1%	151
<b>Total for Entity</b>	<b>\$1,495</b>		<b>\$151</b>
<b>City of Winona</b>			
Coalition of Greater Minnesota Cities	55,878	59.8%	33,415
League of Minnesota Cities	18,798	10.1%	1,899
<b>Total for Entity</b>	<b>\$74,676</b>		<b>\$35,314</b>

**Table 5**  
**2014 Lobbying Expenditures Paid With Association Dues**  
**Listed by Entity**

<b>Name of Entity (County)</b> <b>Association Name</b>	<b>Total Local Government Dues</b>	<b>Proportion of Dues Used for Lobbying</b>	<b>Total Dues Used for Lobbying</b>
<b>City of Winsted</b>			
Coalition of Greater Minnesota Cities	1,091	59.8%	652
League of Minnesota Cities	2,370	10.1%	239
<b>Total for Entity</b>	<b>\$3,461</b>		<b>\$891</b>
<b>City of Winthrop</b>			
League of Minnesota Cities	1,483	10.1%	150
Minnesota Association of Small Cities	780	78.0%	608
<b>Total for Entity</b>	<b>\$2,263</b>		<b>\$758</b>
<b>City of Winton</b>			
League of Minnesota Cities	366	10.1%	37
<b>Total for Entity</b>	<b>\$366</b>		<b>\$37</b>
<b>City of Wolf Lake</b>			
League of Minnesota Cities	366	10.1%	37
<b>Total for Entity</b>	<b>\$366</b>		<b>\$37</b>
<b>City of Wolverton</b>			
League of Minnesota Cities	366	10.1%	37
Minnesota Association of Small Cities	184	78.0%	144
<b>Total for Entity</b>	<b>\$550</b>		<b>\$181</b>
<b>City of Wood Lake</b>			
League of Minnesota Cities	540	10.1%	55
Minnesota Association of Small Cities	309	78.0%	241
<b>Total for Entity</b>	<b>\$849</b>		<b>\$296</b>
<b>City of Woodbury</b>			
Association of Metropolitan Municipalities	13,535	37.7%	5,103
League of Minnesota Cities	29,719	10.1%	3,002
Municipal Legislative Commission	10,500	85.7%	8,998
<b>Total for Entity</b>	<b>\$53,754</b>		<b>\$17,103</b>
<b>City of Woodland</b>			
League of Minnesota Cities	564	10.1%	57
<b>Total for Entity</b>	<b>\$564</b>		<b>\$57</b>

**Table 5**  
**2014 Lobbying Expenditures Paid With Association Dues**  
**Listed by Entity**

<b>Name of Entity (County)</b> <b>Association Name</b>	<b>Total Local Government Dues</b>	<b>Proportion of Dues Used for Lobbying</b>	<b>Total Dues Used for Lobbying</b>
<b>City of Woodstock</b>			
League of Minnesota Cities	721	10.1%	73
<b>Total for Entity</b>	<b>\$721</b>		<b>\$73</b>
<b>City of Worthington</b>			
Coalition of Greater Minnesota Cities	19,170	59.8%	11,464
League of Minnesota Cities	10,912	10.1%	1,102
<b>Total for Entity</b>	<b>\$30,082</b>		<b>\$12,566</b>
<b>City of Wrenshall</b>			
League of Minnesota Cities	515	10.1%	52
<b>Total for Entity</b>	<b>\$515</b>		<b>\$52</b>
<b>City of Wright</b>			
League of Minnesota Cities	366	10.1%	37
<b>Total for Entity</b>	<b>\$366</b>		<b>\$37</b>
<b>City of Wykoff</b>			
League of Minnesota Cities	556	10.1%	56
Minnesota Association of Small Cities	319	78.0%	249
<b>Total for Entity</b>	<b>\$875</b>		<b>\$305</b>
<b>City of Wyoming</b>			
League of Minnesota Cities	7,174	10.1%	725
<b>Total for Entity</b>	<b>\$7,174</b>		<b>\$725</b>
<b>City of Zemple</b>			
League of Minnesota Cities	366	10.1%	37
<b>Total for Entity</b>	<b>\$366</b>		<b>\$37</b>
<b>City of Zimmerman</b>			
League of Minnesota Cities	5,174	10.1%	523
<b>Total for Entity</b>	<b>\$5,174</b>		<b>\$523</b>
<b>City of Zumbro Falls</b>			
League of Minnesota Cities	366	10.1%	37
<b>Total for Entity</b>	<b>\$366</b>		<b>\$37</b>

**Table 5**  
**2014 Lobbying Expenditures Paid With Association Dues**  
**Listed by Entity**

Name of Entity (County) Association Name	Total Local Government Dues	Proportion of Dues Used for Lobbying	Total Dues Used for Lobbying
<b>City of Zumbrota</b>			
League of Minnesota Cities	3,350	10.1%	338
<b>Total for Entity</b>	<b>\$3,350</b>		<b>\$338</b>
<b>Claremont Township (Dodge)</b>			
Minnesota Association of Townships	488	8.6%	42
<b>Total for Entity</b>	<b>\$488</b>		<b>\$42</b>
<b>Clark Township (Aitkin)</b>			
Minnesota Association of Townships	321	8.6%	28
<b>Total for Entity</b>	<b>\$321</b>		<b>\$28</b>
<b>Clark Township (Faribault)</b>			
Minnesota Association of Townships	350	8.6%	30
<b>Total for Entity</b>	<b>\$350</b>		<b>\$30</b>
<b>Clay County</b>			
Association of Minnesota Counties	17,718	14.4%	2,551
<b>Total for Entity</b>	<b>\$17,718</b>		<b>\$2,551</b>
<b>Clay Soil and Water Conservation District</b>			
Minnesota Association of Soil and Water Conservation Districts	2,866	12.0%	344
<b>Total for Entity</b>	<b>\$2,866</b>		<b>\$344</b>
<b>Clay Township (Hubbard)</b>			
Minnesota Association of Townships	293	8.6%	25
<b>Total for Entity</b>	<b>\$293</b>		<b>\$25</b>
<b>Clayton Township (Mower)</b>			
Minnesota Association of Townships	320	8.6%	28
<b>Total for Entity</b>	<b>\$320</b>		<b>\$28</b>
<b>Clear Lake Township (Sherburne)</b>			
Minnesota Association of Townships	909	8.6%	78
<b>Total for Entity</b>	<b>\$909</b>		<b>\$78</b>
<b>Clearwater County</b>			
Association of Minnesota Counties	5,197	14.4%	748
Minnesota Rural Counties Caucus	2,100	50.0%	1,050
<b>Total for Entity</b>	<b>\$7,297</b>		<b>\$1,798</b>

**Table 5**  
**2014 Lobbying Expenditures Paid With Association Dues**  
**Listed by Entity**

<b>Name of Entity (County)</b> <b>Association Name</b>	<b>Total Local Government Dues</b>	<b>Proportion of Dues Used for Lobbying</b>	<b>Total Dues Used for Lobbying</b>
<b>Clearwater River Watershed District</b>			
League of Minnesota Cities	1,677	10.1%	169
Minnesota Association of Watershed Districts	1,778	47.5%	845
<b>Total for Entity</b>	<b>\$3,455</b>		<b>\$1,014</b>
<b>Clearwater Soil and Water Conservation District</b>			
Minnesota Association of Soil and Water Conservation Districts	1,966	12.0%	236
<b>Total for Entity</b>	<b>\$1,966</b>		<b>\$236</b>
<b>Clearwater Township (Wright)</b>			
Minnesota Association of Townships	841	8.6%	72
<b>Total for Entity</b>	<b>\$841</b>		<b>\$72</b>
<b>Cleveland Township (Le Sueur)</b>			
Minnesota Association of Townships	550	8.6%	47
<b>Total for Entity</b>	<b>\$550</b>		<b>\$47</b>
<b>Clifton Township (Lyon)</b>			
Minnesota Association of Townships	349	8.6%	30
<b>Total for Entity</b>	<b>\$349</b>		<b>\$30</b>
<b>Clifton Township (Traverse)</b>			
Minnesota Association of Townships	290	8.6%	25
<b>Total for Entity</b>	<b>\$290</b>		<b>\$25</b>
<b>Clinton Falls Township (Steele)</b>			
Minnesota Association of Townships	448	8.6%	39
<b>Total for Entity</b>	<b>\$448</b>		<b>\$39</b>
<b>Clinton Township (Rock)</b>			
Minnesota Association of Townships	428	8.6%	37
<b>Total for Entity</b>	<b>\$428</b>		<b>\$37</b>
<b>Clinton Township (Saint Louis)</b>			
Minnesota Association of Townships	734	8.6%	63
Range Association of Municipalities and Schools	400	30.0%	120
<b>Total for Entity</b>	<b>\$1,134</b>		<b>\$183</b>

**Table 5**  
**2014 Lobbying Expenditures Paid With Association Dues**  
**Listed by Entity**

<b>Name of Entity (County)</b> <b>Association Name</b>	<b>Total Local Government Dues</b>	<b>Proportion of Dues Used for Lobbying</b>	<b>Total Dues Used for Lobbying</b>
<b>Clitherall Township (Otter Tail)</b>			
Minnesota Association of Townships	488	8.6%	42
<b>Total for Entity</b>	<b>\$488</b>		<b>\$42</b>
<b>Clontarf Township (Swift)</b>			
Minnesota Association of Townships	297	8.6%	26
<b>Total for Entity</b>	<b>\$297</b>		<b>\$26</b>
<b>Clover Leaf Township (Pennington)</b>			
Minnesota Association of Townships	296	8.6%	25
<b>Total for Entity</b>	<b>\$296</b>		<b>\$25</b>
<b>Clover Township (Clearwater)</b>			
Minnesota Association of Townships	306	8.6%	26
<b>Total for Entity</b>	<b>\$306</b>		<b>\$26</b>
<b>Clover Township (Hubbard)</b>			
Minnesota Association of Townships	319	8.6%	27
<b>Total for Entity</b>	<b>\$319</b>		<b>\$27</b>
<b>Clover Township (Mahnomen)</b>			
Minnesota Association of Townships	311	8.6%	27
<b>Total for Entity</b>	<b>\$311</b>		<b>\$27</b>
<b>Clover Township (Pine)</b>			
Minnesota Association of Townships	471	8.6%	41
<b>Total for Entity</b>	<b>\$471</b>		<b>\$41</b>
<b>Clow Township (Kittson)</b>			
Minnesota Association of Townships	285	8.6%	25
<b>Total for Entity</b>	<b>\$285</b>		<b>\$25</b>
<b>Cokato Township (Wright)</b>			
Minnesota Association of Townships	839	8.6%	72
<b>Total for Entity</b>	<b>\$839</b>		<b>\$72</b>
<b>Colfax Township (Kandiyohi)</b>			
Minnesota Association of Townships	514	8.6%	44
<b>Total for Entity</b>	<b>\$514</b>		<b>\$44</b>



**Table 5**  
**2014 Lobbying Expenditures Paid With Association Dues**  
**Listed by Entity**

Name of Entity (County) Association Name	Total Local Government Dues	Proportion of Dues Used for Lobbying	Total Dues Used for Lobbying
<b>Collegetown Township (Stearns)</b>			
Minnesota Association of Townships	1,523	8.6%	131
<b>Total for Entity</b>	<b>\$1,523</b>		<b>\$131</b>
<b>Collins Township (McLeod)</b>			
Minnesota Association of Townships	487	8.6%	42
<b>Total for Entity</b>	<b>\$487</b>		<b>\$42</b>
<b>Collinwood Township (Meeker)</b>			
Minnesota Association of Townships	764	8.6%	66
<b>Total for Entity</b>	<b>\$764</b>		<b>\$66</b>
<b>Columbia Township (Polk)</b>			
Minnesota Association of Townships	489	8.6%	42
<b>Total for Entity</b>	<b>\$489</b>		<b>\$42</b>
<b>Colvin Township (Saint Louis)</b>			
Minnesota Association of Townships	440	8.6%	38
<b>Total for Entity</b>	<b>\$440</b>		<b>\$38</b>
<b>Comfort Lake Forest Lake Watershed District</b>			
League of Minnesota Cities	1,677	10.1%	169
Minnesota Association of Watershed Districts	2,315	47.5%	1,100
<b>Total for Entity</b>	<b>\$3,992</b>		<b>\$1,269</b>
<b>Comfort Township (Kanabec)</b>			
Minnesota Association of Townships	750	8.6%	64
<b>Total for Entity</b>	<b>\$750</b>		<b>\$64</b>
<b>Como Township (Marshall)</b>			
Minnesota Association of Townships	282	8.6%	24
<b>Total for Entity</b>	<b>\$282</b>		<b>\$24</b>
<b>Compton Township (Otter Tail)</b>			
Minnesota Association of Townships	600	8.6%	52
<b>Total for Entity</b>	<b>\$600</b>		<b>\$52</b>
<b>Comstock Township (Marshall)</b>			
Minnesota Association of Townships	304	8.6%	26
<b>Total for Entity</b>	<b>\$304</b>		<b>\$26</b>

**Table 5**  
**2014 Lobbying Expenditures Paid With Association Dues**  
**Listed by Entity**

<b>Name of Entity (County)</b> <b>Association Name</b>	<b>Total Local Government Dues</b>	<b>Proportion of Dues Used for Lobbying</b>	<b>Total Dues Used for Lobbying</b>
<b>Concord Township (Dodge)</b>			
Minnesota Association of Townships	524	8.6%	45
<b>Total for Entity</b>	<b>\$524</b>		<b>\$45</b>
<b>Connelly Township (Wilkin)</b>			
Minnesota Association of Townships	307	8.6%	26
<b>Total for Entity</b>	<b>\$307</b>		<b>\$26</b>
<b>Cook County</b>			
Arrowhead Counties Association	2,750	55.0%	1,512
Association of Minnesota Counties	4,926	14.4%	709
Minnesota Rural Counties Caucus	2,100	50.0%	1,050
<b>Total for Entity</b>	<b>\$9,776</b>		<b>\$3,271</b>
<b>Cook County Soil and Water Conservation District</b>			
Minnesota Association of Soil and Water Conservation Districts	1,966	12.0%	236
<b>Total for Entity</b>	<b>\$1,966</b>		<b>\$236</b>
<b>Coon Creek Township (Lyon)</b>			
Minnesota Association of Townships	347	8.6%	30
<b>Total for Entity</b>	<b>\$347</b>		<b>\$30</b>
<b>Coon Creek Watershed District</b>			
League of Minnesota Cities	1,677	10.1%	169
Minnesota Association of Watershed Districts	3,500	47.5%	1,662
<b>Total for Entity</b>	<b>\$5,177</b>		<b>\$1,831</b>
<b>Copley Township (Clearwater)</b>			
Minnesota Association of Townships	617	8.6%	53
<b>Total for Entity</b>	<b>\$617</b>		<b>\$53</b>
<b>Cordova Township (Le Sueur)</b>			
Minnesota Association of Townships	490	8.6%	42
<b>Total for Entity</b>	<b>\$490</b>		<b>\$42</b>
<b>Corinna Township (Wright)</b>			
Minnesota Association of Townships	1,167	8.6%	100
<b>Total for Entity</b>	<b>\$1,167</b>		<b>\$100</b>

**Table 5**  
**2014 Lobbying Expenditures Paid With Association Dues**  
**Listed by Entity**

<b>Name of Entity (County)</b> <b>Association Name</b>	<b>Total Local Government Dues</b>	<b>Proportion of Dues Used for Lobbying</b>	<b>Total Dues Used for Lobbying</b>
<b>Corliss Township (Otter Tail)</b>			
Minnesota Association of Townships	500	8.6%	43
<b>Total for Entity</b>	<b>\$500</b>		<b>\$43</b>
<b>Cormant Township (Beltrami)</b>			
Minnesota Association of Townships	322	8.6%	28
<b>Total for Entity</b>	<b>\$322</b>		<b>\$28</b>
<b>Cormorant Lakes Watershed District</b>			
Minnesota Association of Watershed Districts	639	47.5%	304
<b>Total for Entity</b>	<b>\$639</b>		<b>\$304</b>
<b>Cormorant Township (Becker)</b>			
Minnesota Association of Townships	745	8.6%	64
<b>Total for Entity</b>	<b>\$745</b>		<b>\$64</b>
<b>Cornish Township (Aitkin)</b>			
Minnesota Association of Townships	280	8.6%	24
<b>Total for Entity</b>	<b>\$280</b>		<b>\$24</b>
<b>Cornish Township (Sibley)</b>			
Minnesota Association of Townships	346	8.6%	30
<b>Total for Entity</b>	<b>\$346</b>		<b>\$30</b>
<b>Cosmos Township (Meeker)</b>			
Minnesota Association of Townships	342	8.6%	29
<b>Total for Entity</b>	<b>\$342</b>		<b>\$29</b>
<b>Cotton Township (Saint Louis)</b>			
Minnesota Association of Townships	480	8.6%	41
<b>Total for Entity</b>	<b>\$480</b>		<b>\$41</b>
<b>Cottonwood County</b>			
Association of Minnesota Counties	7,198	14.4%	1,037
Minnesota Rural Counties Caucus	2,100	50.0%	1,050
<b>Total for Entity</b>	<b>\$9,298</b>		<b>\$2,087</b>
<b>Cottonwood Soil and Water Conservation District</b>			
Minnesota Association of Soil and Water Conservation Districts	1,966	12.0%	236
<b>Total for Entity</b>	<b>\$1,966</b>		<b>\$236</b>

**Table 5**  
**2014 Lobbying Expenditures Paid With Association Dues**  
**Listed by Entity**

<b>Name of Entity (County)</b> <b>Association Name</b>	<b>Total Local Government Dues</b>	<b>Proportion of Dues Used for Lobbying</b>	<b>Total Dues Used for Lobbying</b>
<b>Cottonwood Township (Brown)</b>			
Minnesota Association of Townships	604	8.6%	52
<b>Total for Entity</b>	<b>\$604</b>		<b>\$52</b>
<b>Courtland Township (Nicollet)</b>			
Minnesota Association of Townships	535	8.6%	46
<b>Total for Entity</b>	<b>\$535</b>		<b>\$46</b>
<b>Crane Lake Township (Saint Louis)</b>			
Minnesota Association of Townships	296	8.6%	25
<b>Total for Entity</b>	<b>\$296</b>		<b>\$25</b>
<b>Crane Lake Water and Sanitary District</b>			
League of Minnesota Cities	1,677	10.1%	169
<b>Total for Entity</b>	<b>\$1,677</b>		<b>\$169</b>
<b>Crate Township (Chippewa)</b>			
Minnesota Association of Townships	335	8.6%	29
<b>Total for Entity</b>	<b>\$335</b>		<b>\$29</b>
<b>Credit River Township (Scott)</b>			
Minnesota Association of Townships	2,084	8.6%	179
<b>Total for Entity</b>	<b>\$2,084</b>		<b>\$179</b>
<b>Croke Township (Traverse)</b>			
Minnesota Association of Townships	293	8.6%	25
<b>Total for Entity</b>	<b>\$293</b>		<b>\$25</b>
<b>Cromwell Township (Clay)</b>			
Minnesota Association of Townships	453	8.6%	39
<b>Total for Entity</b>	<b>\$453</b>		<b>\$39</b>
<b>Crooked Creek Township (Houston)</b>			
Minnesota Association of Townships	429	8.6%	37
<b>Total for Entity</b>	<b>\$429</b>		<b>\$37</b>
<b>Crooked Creek Watershed District</b>			
Minnesota Association of Watershed Districts	392	47.5%	186
<b>Total for Entity</b>	<b>\$392</b>		<b>\$186</b>

**Table 5**  
**2014 Lobbying Expenditures Paid With Association Dues**  
**Listed by Entity**

Name of Entity (County) Association Name	Total Local Government Dues	Proportion of Dues Used for Lobbying	Total Dues Used for Lobbying
<b>Crooked Lake Township (Cass)</b>			
Minnesota Association of Townships	518	8.6%	45
<b>Total for Entity</b>	<b>\$518</b>		<b>\$45</b>
<b>Crooks Township (Renville)</b>			
Minnesota Association of Townships	332	8.6%	29
<b>Total for Entity</b>	<b>\$332</b>		<b>\$29</b>
<b>Crookston Township (Polk)</b>			
Minnesota Association of Townships	472	8.6%	41
<b>Total for Entity</b>	<b>\$472</b>		<b>\$41</b>
<b>Crosby Township (Pine)</b>			
Minnesota Association of Townships	300	8.6%	26
<b>Total for Entity</b>	<b>\$300</b>		<b>\$26</b>
<b>Crow Lake Township (Stearns)</b>			
Minnesota Association of Townships	442	8.6%	38
<b>Total for Entity</b>	<b>\$442</b>		<b>\$38</b>
<b>Crow River Township (Stearns)</b>			
Minnesota Association of Townships	444	8.6%	38
<b>Total for Entity</b>	<b>\$444</b>		<b>\$38</b>
<b>Crow Wing County</b>			
Association of Minnesota Counties	20,172	14.4%	2,905
Minnesota Inter-County Association	16,021	27.5%	4,406
<b>Total for Entity</b>	<b>\$36,193</b>		<b>\$7,311</b>
<b>Crow Wing Lake Township (Hubbard)</b>			
Minnesota Association of Townships	448	8.6%	39
<b>Total for Entity</b>	<b>\$448</b>		<b>\$39</b>
<b>Crow Wing Soil and Water Conservation District</b>			
Minnesota Association of Soil and Water Conservation Districts	2,866	12.0%	344
<b>Total for Entity</b>	<b>\$2,866</b>		<b>\$344</b>
<b>Crow Wing Township (Crow Wing)</b>			
Minnesota Association of Townships	1,050	8.6%	90
<b>Total for Entity</b>	<b>\$1,050</b>		<b>\$90</b>

**Table 5**  
**2014 Lobbying Expenditures Paid With Association Dues**  
**Listed by Entity**

<b>Name of Entity (County)</b> <b>Association Name</b>	<b>Total Local Government Dues</b>	<b>Proportion of Dues Used for Lobbying</b>	<b>Total Dues Used for Lobbying</b>
<b>Crystal Bay Township (Lake)</b>			
Minnesota Association of Townships	490	8.6%	42
<b>Total for Entity</b>	<b>\$490</b>		<b>\$42</b>
<b>Cuba Township (Becker)</b>			
Minnesota Association of Townships	434	8.6%	37
<b>Total for Entity</b>	<b>\$434</b>		<b>\$37</b>
<b>Culdrum Township (Morrison)</b>			
Minnesota Association of Townships	493	8.6%	42
<b>Total for Entity</b>	<b>\$493</b>		<b>\$42</b>
<b>Culver Township (Saint Louis)</b>			
Minnesota Association of Townships	434	8.6%	37
<b>Total for Entity</b>	<b>\$434</b>		<b>\$37</b>
<b>Cushing Township (Morrison)</b>			
Minnesota Association of Townships	566	8.6%	49
<b>Total for Entity</b>	<b>\$566</b>		<b>\$49</b>
<b>Custer Township (Lyon)</b>			
Minnesota Association of Townships	334	8.6%	29
<b>Total for Entity</b>	<b>\$334</b>		<b>\$29</b>
<b>Daggett Brook Township (Crow Wing)</b>			
Minnesota Association of Townships	518	8.6%	45
<b>Total for Entity</b>	<b>\$518</b>		<b>\$45</b>
<b>Dahlgren Township (Carver)</b>			
Minnesota Association of Townships	839	8.6%	72
<b>Total for Entity</b>	<b>\$839</b>		<b>\$72</b>
<b>Dailey Township (Mille Lacs)</b>			
Minnesota Association of Townships	342	8.6%	29
<b>Total for Entity</b>	<b>\$342</b>		<b>\$29</b>
<b>Dakota County</b>			
Association of Minnesota Counties	48,444	14.4%	6,976
Minnesota Inter-County Association	103,065	27.5%	28,343
<b>Total for Entity</b>	<b>\$151,509</b>		<b>\$35,319</b>

**Table 5**  
**2014 Lobbying Expenditures Paid With Association Dues**  
**Listed by Entity**

<b>Name of Entity (County)</b> <b>Association Name</b>	<b>Total Local Government Dues</b>	<b>Proportion of Dues Used for Lobbying</b>	<b>Total Dues Used for Lobbying</b>
<b>Dakota County Soil and Water Conservation District</b>			
Minnesota Association of Soil and Water Conservation Districts	2,866	12.0%	344
<b>Total for Entity</b>	<b>\$2,866</b>		<b>\$344</b>
<b>Dalbo Township (Isanti)</b>			
Minnesota Association of Townships	584	8.6%	50
<b>Total for Entity</b>	<b>\$584</b>		<b>\$50</b>
<b>Dale Township (Cottonwood)</b>			
Minnesota Association of Townships	318	8.6%	27
<b>Total for Entity</b>	<b>\$318</b>		<b>\$27</b>
<b>Dane Prairie Township (Otter Tail)</b>			
Minnesota Association of Townships	624	8.6%	54
<b>Total for Entity</b>	<b>\$624</b>		<b>\$54</b>
<b>Danforth Township (Pine)</b>			
Minnesota Association of Townships	295	8.6%	25
<b>Total for Entity</b>	<b>\$295</b>		<b>\$25</b>
<b>Danielson Township (Meeker)</b>			
Minnesota Association of Townships	432	8.6%	37
<b>Total for Entity</b>	<b>\$432</b>		<b>\$37</b>
<b>Danville Township (Blue Earth)</b>			
Minnesota Association of Townships	345	8.6%	30
<b>Total for Entity</b>	<b>\$345</b>		<b>\$30</b>
<b>Darling Township (Morrison)</b>			
Minnesota Association of Townships	509	8.6%	44
<b>Total for Entity</b>	<b>\$509</b>		<b>\$44</b>
<b>Darnen Township (Stevens)</b>			
Minnesota Association of Townships	433	8.6%	37
<b>Total for Entity</b>	<b>\$433</b>		<b>\$37</b>
<b>Darwin Township (Meeker)</b>			
Minnesota Association of Townships	554	8.6%	48
<b>Total for Entity</b>	<b>\$554</b>		<b>\$48</b>

**Table 5**  
**2014 Lobbying Expenditures Paid With Association Dues**  
**Listed by Entity**

<b>Name of Entity (County)</b> <b>Association Name</b>	<b>Total Local Government Dues</b>	<b>Proportion of Dues Used for Lobbying</b>	<b>Total Dues Used for Lobbying</b>
<b>Dassel Township (Meeker)</b>			
Minnesota Association of Townships	887	8.6%	76
<b>Total for Entity</b>	<b>\$887</b>		<b>\$76</b>
<b>Davis Township (Kittson)</b>			
Minnesota Association of Townships	279	8.6%	24
<b>Total for Entity</b>	<b>\$279</b>		<b>\$24</b>
<b>Dawson (Johnson Memorial) Area Hospital District</b>			
League of Minnesota Cities	1,677	10.1%	169
<b>Total for Entity</b>	<b>\$1,677</b>		<b>\$169</b>
<b>Dead Lake Township (Otter Tail)</b>			
Minnesota Association of Townships	498	8.6%	43
<b>Total for Entity</b>	<b>\$498</b>		<b>\$43</b>
<b>Decoria Township (Blue Earth)</b>			
Minnesota Association of Townships	766	8.6%	66
<b>Total for Entity</b>	<b>\$766</b>		<b>\$66</b>
<b>Deer Creek Township (Otter Tail)</b>			
Minnesota Association of Townships	447	8.6%	38
<b>Total for Entity</b>	<b>\$447</b>		<b>\$38</b>
<b>Deer Park Township (Pennington)</b>			
Minnesota Association of Townships	310	8.6%	27
<b>Total for Entity</b>	<b>\$310</b>		<b>\$27</b>
<b>Deer River Township (Itasca)</b>			
Minnesota Association of Townships	565	8.6%	49
<b>Total for Entity</b>	<b>\$565</b>		<b>\$49</b>
<b>Deer Township (Roseau)</b>			
Minnesota Association of Townships	305	8.6%	26
<b>Total for Entity</b>	<b>\$305</b>		<b>\$26</b>
<b>Deerfield Township (Cass)</b>			
Minnesota Association of Townships	307	8.6%	26
<b>Total for Entity</b>	<b>\$307</b>		<b>\$26</b>



**Table 5**  
**2014 Lobbying Expenditures Paid With Association Dues**  
**Listed by Entity**

<b>Name of Entity (County)</b> <b>Association Name</b>	<b>Total Local Government Dues</b>	<b>Proportion of Dues Used for Lobbying</b>	<b>Total Dues Used for Lobbying</b>
<b>Deerfield Township (Steele)</b>			
Minnesota Association of Townships	504	8.6%	43
<b>Total for Entity</b>	<b>\$504</b>		<b>\$43</b>
<b>Deerhorn Township (Wilkin)</b>			
Minnesota Association of Townships	300	8.6%	26
<b>Total for Entity</b>	<b>\$300</b>		<b>\$26</b>
<b>Deerwood Township (Crow Wing)</b>			
Minnesota Association of Townships	827	8.6%	71
<b>Total for Entity</b>	<b>\$827</b>		<b>\$71</b>
<b>Deerwood Township (Kittson)</b>			
Minnesota Association of Townships	319	8.6%	27
<b>Total for Entity</b>	<b>\$319</b>		<b>\$27</b>
<b>Delafield Township (Jackson)</b>			
Minnesota Association of Townships	341	8.6%	29
<b>Total for Entity</b>	<b>\$341</b>		<b>\$29</b>
<b>Delavan Township (Faribault)</b>			
Minnesota Association of Townships	342	8.6%	29
<b>Total for Entity</b>	<b>\$342</b>		<b>\$29</b>
<b>Delaware Township (Grant)</b>			
Minnesota Association of Townships	300	8.6%	26
<b>Total for Entity</b>	<b>\$300</b>		<b>\$26</b>
<b>Delhi Township (Redwood)</b>			
Minnesota Association of Townships	433	8.6%	37
<b>Total for Entity</b>	<b>\$433</b>		<b>\$37</b>
<b>Dell Grove Township (Pine)</b>			
Minnesota Association of Townships	556	8.6%	48
<b>Total for Entity</b>	<b>\$556</b>		<b>\$48</b>
<b>Delton Township (Cottonwood)</b>			
Minnesota Association of Townships	309	8.6%	27
<b>Total for Entity</b>	<b>\$309</b>		<b>\$27</b>

**Table 5**  
**2014 Lobbying Expenditures Paid With Association Dues**  
**Listed by Entity**

Name of Entity (County) Association Name	Total Local Government Dues	Proportion of Dues Used for Lobbying	Total Dues Used for Lobbying
<b>Denmark Township (Washington)</b>			
Minnesota Association of Townships	978	8.6%	84
<b>Total for Entity</b>	<b>\$978</b>		<b>\$84</b>
<b>Denver Township (Rock)</b>			
Minnesota Association of Townships	322	8.6%	28
<b>Total for Entity</b>	<b>\$322</b>		<b>\$28</b>
<b>Derrynane Township (Le Sueur)</b>			
Minnesota Association of Townships	499	8.6%	43
<b>Total for Entity</b>	<b>\$499</b>		<b>\$43</b>
<b>Des Moines River Township (Murray)</b>			
Minnesota Association of Townships	311	8.6%	27
<b>Total for Entity</b>	<b>\$311</b>		<b>\$27</b>
<b>Des Moines Township (Jackson)</b>			
Minnesota Association of Townships	343	8.6%	29
<b>Total for Entity</b>	<b>\$343</b>		<b>\$29</b>
<b>Detroit Township (Becker)</b>			
Minnesota Association of Townships	1,054	8.6%	91
<b>Total for Entity</b>	<b>\$1,054</b>		<b>\$91</b>
<b>Dewald Township (Nobles)</b>			
Minnesota Association of Townships	420	8.6%	36
<b>Total for Entity</b>	<b>\$420</b>		<b>\$36</b>
<b>Dewey Township (Roseau)</b>			
Minnesota Association of Townships	309	8.6%	27
<b>Total for Entity</b>	<b>\$309</b>		<b>\$27</b>
<b>Dexter Township (Mower)</b>			
Minnesota Association of Townships	439	8.6%	38
<b>Total for Entity</b>	<b>\$439</b>		<b>\$38</b>
<b>Diamond Lake Township (Lincoln)</b>			
Minnesota Association of Townships	335	8.6%	29
<b>Total for Entity</b>	<b>\$335</b>		<b>\$29</b>

**Table 5**  
**2014 Lobbying Expenditures Paid With Association Dues**  
**Listed by Entity**

Name of Entity (County) Association Name	Total Local Government Dues	Proportion of Dues Used for Lobbying	Total Dues Used for Lobbying
<b>Dieter Township (Roseau)</b>			
Minnesota Association of Townships	318	8.6%	27
<b>Total for Entity</b>	<b>\$318</b>		<b>\$27</b>
<b>Dodge County</b>			
Association of Minnesota Counties	9,692	14.4%	1,396
Highway 14 Partnership	2,500	100.0%	2,500
<b>Total for Entity</b>	<b>\$12,192</b>		<b>\$3,896</b>
<b>Dodge Soil and Water Conservation District</b>			
Minnesota Association of Soil and Water Conservation Districts	2,239	12.0%	269
<b>Total for Entity</b>	<b>\$2,239</b>		<b>\$269</b>
<b>Dollymount Township (Traverse)</b>			
Minnesota Association of Townships	295	8.6%	25
<b>Total for Entity</b>	<b>\$295</b>		<b>\$25</b>
<b>Donnelly Township (Marshall)</b>			
Minnesota Association of Townships	276	8.6%	24
<b>Total for Entity</b>	<b>\$276</b>		<b>\$24</b>
<b>Donnelly Township (Stevens)</b>			
Minnesota Association of Townships	300	8.6%	26
<b>Total for Entity</b>	<b>\$300</b>		<b>\$26</b>
<b>Dora Township (Otter Tail)</b>			
Minnesota Association of Townships	572	8.6%	49
<b>Total for Entity</b>	<b>\$572</b>		<b>\$49</b>
<b>Douglas County</b>			
Association of Minnesota Counties	14,295	14.4%	2,058
Minnesota Rural Counties Caucus	2,100	50.0%	1,050
<b>Total for Entity</b>	<b>\$16,395</b>		<b>\$3,108</b>
<b>Douglas County Housing and Redevelopment Authority</b>			
League of Minnesota Cities	1,677	10.1%	169
<b>Total for Entity</b>	<b>\$1,677</b>		<b>\$169</b>

**Table 5**  
**2014 Lobbying Expenditures Paid With Association Dues**  
**Listed by Entity**

<b>Name of Entity (County)</b> <b>Association Name</b>	<b>Total Local Government Dues</b>	<b>Proportion of Dues Used for Lobbying</b>	<b>Total Dues Used for Lobbying</b>
<b>Douglas Soil and Water Conservation District</b>			
Minnesota Association of Soil and Water Conservation Districts	2,866	12.0%	344
<b>Total for Entity</b>	<b>\$2,866</b>		<b>\$344</b>
<b>Douglas Township (Dakota)</b>			
Minnesota Association of Townships	571	8.6%	49
<b>Total for Entity</b>	<b>\$571</b>		<b>\$49</b>
<b>Dover Township (Olmsted)</b>			
Minnesota Association of Townships	466	8.6%	40
<b>Total for Entity</b>	<b>\$466</b>		<b>\$40</b>
<b>Dover, Eyota, Saint Charles Area Sanitary District</b>			
League of Minnesota Cities	1,677	10.1%	169
<b>Total for Entity</b>	<b>\$1,677</b>		<b>\$169</b>
<b>Dovray Township (Murray)</b>			
Minnesota Association of Townships	316	8.6%	27
<b>Total for Entity</b>	<b>\$316</b>		<b>\$27</b>
<b>Dovre Township (Kandiyohi)</b>			
Minnesota Association of Townships	1,090	8.6%	94
<b>Total for Entity</b>	<b>\$1,090</b>		<b>\$94</b>
<b>Drammen Township (Lincoln)</b>			
Minnesota Association of Townships	307	8.6%	26
<b>Total for Entity</b>	<b>\$307</b>		<b>\$26</b>
<b>Dresbach Township (Winona)</b>			
Minnesota Association of Townships	486	8.6%	42
<b>Total for Entity</b>	<b>\$486</b>		<b>\$42</b>
<b>Dryden Township (Sibley)</b>			
Minnesota Association of Townships	431	8.6%	37
<b>Total for Entity</b>	<b>\$431</b>		<b>\$37</b>
<b>Dublin Township (Swift)</b>			
Minnesota Association of Townships	318	8.6%	27
<b>Total for Entity</b>	<b>\$318</b>		<b>\$27</b>

**Table 5**  
**2014 Lobbying Expenditures Paid With Association Dues**  
**Listed by Entity**

<b>Name of Entity (County)</b> <b>Association Name</b>	<b>Total Local Government Dues</b>	<b>Proportion of Dues Used for Lobbying</b>	<b>Total Dues Used for Lobbying</b>
<b>Dudley Township (Clearwater)</b>			
Minnesota Association of Townships	465	8.6%	40
<b>Total for Entity</b>	<b>\$465</b>		<b>\$40</b>
<b>Duluth Entertainment and Convention Center Authority</b>			
League of Minnesota Cities	1,677	10.1%	169
<b>Total for Entity</b>	<b>\$1,677</b>		<b>\$169</b>
<b>Duluth Seaway Port Authority</b>			
Minnesota Ports Association	11,500	96.3%	11,074
<b>Total for Entity</b>	<b>\$11,500</b>		<b>\$11,074</b>
<b>Duluth Township (Saint Louis)</b>			
Minnesota Association of Townships	1,039	8.6%	89
<b>Total for Entity</b>	<b>\$1,039</b>		<b>\$89</b>
<b>Dunbar Township (Faribault)</b>			
Minnesota Association of Townships	429	8.6%	37
<b>Total for Entity</b>	<b>\$429</b>		<b>\$37</b>
<b>Dunn Township (Otter Tail)</b>			
Minnesota Association of Townships	628	8.6%	54
<b>Total for Entity</b>	<b>\$628</b>		<b>\$54</b>
<b>Durand Township (Beltrami)</b>			
Minnesota Association of Townships	343	8.6%	29
<b>Total for Entity</b>	<b>\$343</b>		<b>\$29</b>
<b>Eagle Lake Township (Otter Tail)</b>			
Minnesota Association of Townships	461	8.6%	40
<b>Total for Entity</b>	<b>\$461</b>		<b>\$40</b>
<b>Eagle Point Township (Marshall)</b>			
Minnesota Association of Townships	275	8.6%	24
<b>Total for Entity</b>	<b>\$275</b>		<b>\$24</b>
<b>Eagle Township (Carlton)</b>			
Minnesota Association of Townships	522	8.6%	45
<b>Total for Entity</b>	<b>\$522</b>		<b>\$45</b>

**Table 5**  
**2014 Lobbying Expenditures Paid With Association Dues**  
**Listed by Entity**

<b>Name of Entity (County)</b> <b>Association Name</b>	<b>Total Local Government Dues</b>	<b>Proportion of Dues Used for Lobbying</b>	<b>Total Dues Used for Lobbying</b>
<b>Eagle Valley Township (Todd)</b>			
Minnesota Association of Townships	510	8.6%	44
<b>Total for Entity</b>	<b>\$510</b>		<b>\$44</b>
<b>Eagle View Township (Becker)</b>			
Minnesota Association of Townships	312	8.6%	27
<b>Total for Entity</b>	<b>\$312</b>		<b>\$27</b>
<b>Eagles Nest Township (Saint Louis)</b>			
Minnesota Association of Townships	347	8.6%	30
<b>Total for Entity</b>	<b>\$347</b>		<b>\$30</b>
<b>East Chain Township (Martin)</b>			
Minnesota Association of Townships	431	8.6%	37
<b>Total for Entity</b>	<b>\$431</b>		<b>\$37</b>
<b>East Koochiching Sanitation District</b>			
League of Minnesota Cities	1,677	10.1%	169
<b>Total for Entity</b>	<b>\$1,677</b>		<b>\$169</b>
<b>East Lake Lillian Township (Kandiyohi)</b>			
Minnesota Association of Townships	333	8.6%	29
<b>Total for Entity</b>	<b>\$333</b>		<b>\$29</b>
<b>East Park Township (Marshall)</b>			
Minnesota Association of Townships	277	8.6%	24
<b>Total for Entity</b>	<b>\$277</b>		<b>\$24</b>
<b>East Polk Soil and Water Conservation District</b>			
Minnesota Association of Soil and Water Conservation Districts	1,966	12.0%	236
<b>Total for Entity</b>	<b>\$1,966</b>		<b>\$236</b>
<b>East Side Township (Mille Lacs)</b>			
Minnesota Association of Townships	531	8.6%	46
<b>Total for Entity</b>	<b>\$531</b>		<b>\$46</b>
<b>East Valley Township (Marshall)</b>			
Minnesota Association of Townships	284	8.6%	24
<b>Total for Entity</b>	<b>\$284</b>		<b>\$24</b>

**Table 5**  
**2014 Lobbying Expenditures Paid With Association Dues**  
**Listed by Entity**

<b>Name of Entity (County)</b> <b>Association Name</b>	<b>Total Local Government Dues</b>	<b>Proportion of Dues Used for Lobbying</b>	<b>Total Dues Used for Lobbying</b>
<b>Eastern Township (Otter Tail)</b>			
Minnesota Association of Townships	342	8.6%	29
<b>Total for Entity</b>	<b>\$342</b>		<b>\$29</b>
<b>Echo Township (Yellow Medicine)</b>			
Minnesota Association of Townships	317	8.6%	27
<b>Total for Entity</b>	<b>\$317</b>		<b>\$27</b>
<b>Eckles Township (Beltrami)</b>			
Minnesota Association of Townships	920	8.6%	79
<b>Total for Entity</b>	<b>\$920</b>		<b>\$79</b>
<b>Eckvoll Township (Marshall)</b>			
Minnesota Association of Townships	293	8.6%	25
<b>Total for Entity</b>	<b>\$293</b>		<b>\$25</b>
<b>Eddy Township (Clearwater)</b>			
Minnesota Association of Townships	450	8.6%	39
<b>Total for Entity</b>	<b>\$450</b>		<b>\$39</b>
<b>Eden Lake Township (Stearns)</b>			
Minnesota Association of Townships	904	8.6%	78
<b>Total for Entity</b>	<b>\$904</b>		<b>\$78</b>
<b>Eden Township (Brown)</b>			
Minnesota Association of Townships	348	8.6%	30
<b>Total for Entity</b>	<b>\$348</b>		<b>\$30</b>
<b>Eden Township (Pipestone)</b>			
Minnesota Association of Townships	427	8.6%	37
<b>Total for Entity</b>	<b>\$427</b>		<b>\$37</b>
<b>Eden Township (Polk)</b>			
Minnesota Association of Townships	323	8.6%	28
<b>Total for Entity</b>	<b>\$323</b>		<b>\$28</b>
<b>Edison Township (Swift)</b>			
Minnesota Association of Townships	302	8.6%	26
<b>Total for Entity</b>	<b>\$302</b>		<b>\$26</b>

**Table 5**  
**2014 Lobbying Expenditures Paid With Association Dues**  
**Listed by Entity**

Name of Entity (County) Association Name	Total Local Government Dues	Proportion of Dues Used for Lobbying	Total Dues Used for Lobbying
<b>Edna Township (Otter Tail)</b>			
Minnesota Association of Townships	624	8.6%	54
<b>Total for Entity</b>	<b>\$624</b>		<b>\$54</b>
<b>Edwards Township (Kandiyohi)</b>			
Minnesota Association of Townships	346	8.6%	30
<b>Total for Entity</b>	<b>\$346</b>		<b>\$30</b>
<b>Effington Township (Otter Tail)</b>			
Minnesota Association of Townships	421	8.6%	36
<b>Total for Entity</b>	<b>\$421</b>		<b>\$36</b>
<b>Eglon Township (Clay)</b>			
Minnesota Association of Townships	509	8.6%	44
<b>Total for Entity</b>	<b>\$509</b>		<b>\$44</b>
<b>Eidsvold Township (Lyon)</b>			
Minnesota Association of Townships	347	8.6%	30
<b>Total for Entity</b>	<b>\$347</b>		<b>\$30</b>
<b>Elba Township (Winona)</b>			
Minnesota Association of Townships	441	8.6%	38
<b>Total for Entity</b>	<b>\$441</b>		<b>\$38</b>
<b>Elbow Lake Township (Grant)</b>			
Minnesota Association of Townships	314	8.6%	27
<b>Total for Entity</b>	<b>\$314</b>		<b>\$27</b>
<b>Eldorado Township (Stevens)</b>			
Minnesota Association of Townships	300	8.6%	26
<b>Total for Entity</b>	<b>\$300</b>		<b>\$26</b>
<b>Elgin Township (Wabasha)</b>			
Minnesota Association of Townships	571	8.6%	49
<b>Total for Entity</b>	<b>\$571</b>		<b>\$49</b>
<b>Elizabeth Township (Otter Tail)</b>			
Minnesota Association of Townships	604	8.6%	52
<b>Total for Entity</b>	<b>\$604</b>		<b>\$52</b>



**Table 5**  
**2014 Lobbying Expenditures Paid With Association Dues**  
**Listed by Entity**

<b>Name of Entity (County)</b> <b>Association Name</b>	<b>Total Local Government Dues</b>	<b>Proportion of Dues Used for Lobbying</b>	<b>Total Dues Used for Lobbying</b>
<b>Elk Lake Township (Grant)</b>			
Minnesota Association of Townships	432	8.6%	37
<b>Total for Entity</b>	<b>\$432</b>		<b>\$37</b>
<b>Elk Township (Nobles)</b>			
Minnesota Association of Townships	350	8.6%	30
<b>Total for Entity</b>	<b>\$350</b>		<b>\$30</b>
<b>Elkton Township (Clay)</b>			
Minnesota Association of Townships	440	8.6%	38
<b>Total for Entity</b>	<b>\$440</b>		<b>\$38</b>
<b>Ellington Township (Dodge)</b>			
Minnesota Association of Townships	424	8.6%	36
<b>Total for Entity</b>	<b>\$424</b>		<b>\$36</b>
<b>Ellsborough Township (Murray)</b>			
Minnesota Association of Townships	315	8.6%	27
<b>Total for Entity</b>	<b>\$315</b>		<b>\$27</b>
<b>Ellsburg Township (Saint Louis)</b>			
Minnesota Association of Townships	340	8.6%	29
<b>Total for Entity</b>	<b>\$340</b>		<b>\$29</b>
<b>Ellsworth Township (Meeker)</b>			
Minnesota Association of Townships	607	8.6%	52
<b>Total for Entity</b>	<b>\$607</b>		<b>\$52</b>
<b>Elm Creek Township (Martin)</b>			
Minnesota Association of Townships	329	8.6%	28
<b>Total for Entity</b>	<b>\$329</b>		<b>\$28</b>
<b>Elmdale Township (Morrison)</b>			
Minnesota Association of Townships	731	8.6%	63
<b>Total for Entity</b>	<b>\$731</b>		<b>\$63</b>
<b>Elmer Township (Pipestone)</b>			
Minnesota Association of Townships	340	8.6%	29
<b>Total for Entity</b>	<b>\$340</b>		<b>\$29</b>

**Table 5**  
**2014 Lobbying Expenditures Paid With Association Dues**  
**Listed by Entity**

<b>Name of Entity (County)</b> <b>Association Name</b>	<b>Total Local Government Dues</b>	<b>Proportion of Dues Used for Lobbying</b>	<b>Total Dues Used for Lobbying</b>
<b>Elmer Township (Saint Louis)</b>			
Minnesota Association of Townships	318	8.6%	27
<b>Total for Entity</b>	<b>\$318</b>		<b>\$27</b>
<b>Elmira Township (Olmsted)</b>			
Minnesota Association of Townships	457	8.6%	39
<b>Total for Entity</b>	<b>\$457</b>		<b>\$39</b>
<b>Elmo Township (Otter Tail)</b>			
Minnesota Association of Townships	445	8.6%	38
<b>Total for Entity</b>	<b>\$445</b>		<b>\$38</b>
<b>Elmore Township (Faribault)</b>			
Minnesota Association of Townships	325	8.6%	28
<b>Total for Entity</b>	<b>\$325</b>		<b>\$28</b>
<b>Elmwood Township (Clay)</b>			
Minnesota Association of Townships	473	8.6%	41
<b>Total for Entity</b>	<b>\$473</b>		<b>\$41</b>
<b>Elysian Township (Le Sueur)</b>			
Minnesota Association of Townships	744	8.6%	64
<b>Total for Entity</b>	<b>\$744</b>		<b>\$64</b>
<b>Emardville Township (Red Lake)</b>			
Minnesota Association of Townships	330	8.6%	28
<b>Total for Entity</b>	<b>\$330</b>		<b>\$28</b>
<b>Embarrass Township (Saint Louis)</b>			
Minnesota Association of Townships	532	8.6%	46
<b>Total for Entity</b>	<b>\$532</b>		<b>\$46</b>
<b>Emerald Township (Faribault)</b>			
Minnesota Association of Townships	341	8.6%	29
<b>Total for Entity</b>	<b>\$341</b>		<b>\$29</b>
<b>Emmet Township (Renville)</b>			
Minnesota Association of Townships	339	8.6%	29
<b>Total for Entity</b>	<b>\$339</b>		<b>\$29</b>

**Table 5**  
**2014 Lobbying Expenditures Paid With Association Dues**  
**Listed by Entity**

<b>Name of Entity (County)</b> <b>Association Name</b>	<b>Total Local Government Dues</b>	<b>Proportion of Dues Used for Lobbying</b>	<b>Total Dues Used for Lobbying</b>
<b>Empire Township (Dakota)</b>			
League of Minnesota Cities	2,684	10.1%	271
Minnesota Association of Townships	1,218	8.6%	105
<b>Total for Entity</b>	<b>\$3,902</b>		<b>\$376</b>
<b>Enstrom Township (Roseau)</b>			
Minnesota Association of Townships	484	8.6%	42
<b>Total for Entity</b>	<b>\$484</b>		<b>\$42</b>
<b>Enterprise Township (Jackson)</b>			
Minnesota Association of Townships	328	8.6%	28
<b>Total for Entity</b>	<b>\$328</b>		<b>\$28</b>
<b>Equality Township (Red Lake)</b>			
Minnesota Association of Townships	312	8.6%	27
<b>Total for Entity</b>	<b>\$312</b>		<b>\$27</b>
<b>Erdahl Township (Grant)</b>			
Minnesota Association of Townships	449	8.6%	39
<b>Total for Entity</b>	<b>\$449</b>		<b>\$39</b>
<b>Erhards Grove Township (Otter Tail)</b>			
Minnesota Association of Townships	480	8.6%	41
<b>Total for Entity</b>	<b>\$480</b>		<b>\$41</b>
<b>Ericson Township (Renville)</b>			
Minnesota Association of Townships	333	8.6%	29
<b>Total for Entity</b>	<b>\$333</b>		<b>\$29</b>
<b>Erie Township (Becker)</b>			
Minnesota Association of Townships	946	8.6%	81
<b>Total for Entity</b>	<b>\$946</b>		<b>\$81</b>
<b>Erin Township (Rice)</b>			
Minnesota Association of Townships	612	8.6%	53
<b>Total for Entity</b>	<b>\$612</b>		<b>\$53</b>
<b>Espelie Township (Marshall)</b>			
Minnesota Association of Townships	282	8.6%	24
<b>Total for Entity</b>	<b>\$282</b>		<b>\$24</b>

**Table 5**  
**2014 Lobbying Expenditures Paid With Association Dues**  
**Listed by Entity**

<b>Name of Entity (County)</b> <b>Association Name</b>	<b>Total Local Government Dues</b>	<b>Proportion of Dues Used for Lobbying</b>	<b>Total Dues Used for Lobbying</b>
<b>Esther Township (Polk)</b>			
Minnesota Association of Townships	322	8.6%	28
<b>Total for Entity</b>	<b>\$322</b>		<b>\$28</b>
<b>Euclid Township (Polk)</b>			
Minnesota Association of Townships	317	8.6%	27
<b>Total for Entity</b>	<b>\$317</b>		<b>\$27</b>
<b>Eureka Township (Dakota)</b>			
Minnesota Association of Townships	867	8.6%	75
<b>Total for Entity</b>	<b>\$867</b>		<b>\$75</b>
<b>Evansville Township (Douglas)</b>			
Minnesota Association of Townships	346	8.6%	30
<b>Total for Entity</b>	<b>\$346</b>		<b>\$30</b>
<b>Everglade Township (Stevens)</b>			
Minnesota Association of Townships	303	8.6%	26
<b>Total for Entity</b>	<b>\$303</b>		<b>\$26</b>
<b>Evergreen Township (Becker)</b>			
Minnesota Association of Townships	452	8.6%	39
<b>Total for Entity</b>	<b>\$452</b>		<b>\$39</b>
<b>Everts Township (Otter Tail)</b>			
Minnesota Association of Townships	548	8.6%	47
<b>Total for Entity</b>	<b>\$548</b>		<b>\$47</b>
<b>Ewington Township (Jackson)</b>			
Minnesota Association of Townships	348	8.6%	30
<b>Total for Entity</b>	<b>\$348</b>		<b>\$30</b>
<b>Excel Township (Marshall)</b>			
Minnesota Association of Townships	438	8.6%	38
<b>Total for Entity</b>	<b>\$438</b>		<b>\$38</b>
<b>Eyota Township (Olmsted)</b>			
Minnesota Association of Townships	496	8.6%	43
<b>Total for Entity</b>	<b>\$496</b>		<b>\$43</b>

**Table 5**  
**2014 Lobbying Expenditures Paid With Association Dues**  
**Listed by Entity**

<b>Name of Entity (County)</b> <b>Association Name</b>	<b>Total Local Government Dues</b>	<b>Proportion of Dues Used for Lobbying</b>	<b>Total Dues Used for Lobbying</b>
<b>Fahlun Township (Kandiyohi)</b>			
Minnesota Association of Townships	450	8.6%	39
<b>Total for Entity</b>	<b>\$450</b>		<b>\$39</b>
<b>Fair Haven Township (Stearns)</b>			
Minnesota Association of Townships	896	8.6%	77
<b>Total for Entity</b>	<b>\$896</b>		<b>\$77</b>
<b>Fairbanks Township (Saint Louis)</b>			
Minnesota Association of Townships	291	8.6%	25
<b>Total for Entity</b>	<b>\$291</b>		<b>\$25</b>
<b>Fairfax Township (Polk)</b>			
Minnesota Association of Townships	333	8.6%	29
<b>Total for Entity</b>	<b>\$333</b>		<b>\$29</b>
<b>Fairfield Township (Crow Wing)</b>			
Minnesota Association of Townships	451	8.6%	39
<b>Total for Entity</b>	<b>\$451</b>		<b>\$39</b>
<b>Fairfield Township (Swift)</b>			
Minnesota Association of Townships	310	8.6%	27
<b>Total for Entity</b>	<b>\$310</b>		<b>\$27</b>
<b>Fairmont Township (Martin)</b>			
Minnesota Association of Townships	440	8.6%	38
<b>Total for Entity</b>	<b>\$440</b>		<b>\$38</b>
<b>Fairview Township (Cass)</b>			
Minnesota Association of Townships	604	8.6%	52
<b>Total for Entity</b>	<b>\$604</b>		<b>\$52</b>
<b>Fairview Township (Lyon)</b>			
Minnesota Association of Townships	463	8.6%	40
<b>Total for Entity</b>	<b>\$463</b>		<b>\$40</b>
<b>Falk Township (Clearwater)</b>			
Minnesota Association of Townships	432	8.6%	37
<b>Total for Entity</b>	<b>\$432</b>		<b>\$37</b>

**Table 5**  
**2014 Lobbying Expenditures Paid With Association Dues**  
**Listed by Entity**

<b>Name of Entity (County)</b> <b>Association Name</b>	<b>Total Local Government Dues</b>	<b>Proportion of Dues Used for Lobbying</b>	<b>Total Dues Used for Lobbying</b>
<b>Fall Lake Township (Lake)</b>			
Minnesota Association of Townships	516	8.6%	44
Range Association of Municipalities and Schools	300	30.0%	90
<b>Total for Entity</b>	<b>\$816</b>		<b>\$134</b>
<b>Falun Township (Roseau)</b>			
Minnesota Association of Townships	420	8.6%	36
<b>Total for Entity</b>	<b>\$420</b>		<b>\$36</b>
<b>Fanny Township (Polk)</b>			
Minnesota Association of Townships	304	8.6%	26
<b>Total for Entity</b>	<b>\$304</b>		<b>\$26</b>
<b>Farden Township (Hubbard)</b>			
Minnesota Association of Townships	774	8.6%	67
<b>Total for Entity</b>	<b>\$774</b>		<b>\$67</b>
<b>Faribault County</b>			
Association of Minnesota Counties	8,388	14.4%	1,208
<b>Total for Entity</b>	<b>\$8,388</b>		<b>\$1,208</b>
<b>Faribault County Soil and Water Conservation District</b>			
Minnesota Association of Soil and Water Conservation Districts	1,966	12.0%	236
<b>Total for Entity</b>	<b>\$1,966</b>		<b>\$236</b>
<b>Farley Township (Polk)</b>			
Minnesota Association of Townships	284	8.6%	24
<b>Total for Entity</b>	<b>\$284</b>		<b>\$24</b>
<b>Farm Island Township (Aitkin)</b>			
Minnesota Association of Townships	751	8.6%	65
<b>Total for Entity</b>	<b>\$751</b>		<b>\$65</b>
<b>Farming Township (Stearns)</b>			
Minnesota Association of Townships	659	8.6%	57
<b>Total for Entity</b>	<b>\$659</b>		<b>\$57</b>
<b>Farmington Township (Olmsted)</b>			
Minnesota Association of Townships	483	8.6%	42
<b>Total for Entity</b>	<b>\$483</b>		<b>\$42</b>

**Table 5**  
**2014 Lobbying Expenditures Paid With Association Dues**  
**Listed by Entity**

<b>Name of Entity (County)</b> <b>Association Name</b>	<b>Total Local Government Dues</b>	<b>Proportion of Dues Used for Lobbying</b>	<b>Total Dues Used for Lobbying</b>
<b>Fawn Lake Township (Todd)</b>			
Minnesota Association of Townships	517	8.6%	44
<b>Total for Entity</b>	<b>\$517</b>		<b>\$44</b>
<b>Faxon Township (Sibley)</b>			
Minnesota Association of Townships	565	8.6%	49
<b>Total for Entity</b>	<b>\$565</b>		<b>\$49</b>
<b>Fayal Township (Saint Louis)</b>			
League of Minnesota Cities	1,878	10.1%	190
Minnesota Association of Townships	987	8.6%	85
<b>Total for Entity</b>	<b>\$2,865</b>		<b>\$275</b>
<b>Featherstone Township (Goodhue)</b>			
Minnesota Association of Townships	590	8.6%	51
<b>Total for Entity</b>	<b>\$590</b>		<b>\$51</b>
<b>Feeley Township (Itasca)</b>			
Minnesota Association of Townships	436	8.6%	37
<b>Total for Entity</b>	<b>\$436</b>		<b>\$37</b>
<b>Felton Township (Clay)</b>			
Minnesota Association of Townships	297	8.6%	26
<b>Total for Entity</b>	<b>\$297</b>		<b>\$26</b>
<b>Fenton Township (Murray)</b>			
Minnesota Association of Townships	325	8.6%	28
<b>Total for Entity</b>	<b>\$325</b>		<b>\$28</b>
<b>Fergus Falls Township (Otter Tail)</b>			
Minnesota Association of Townships	660	8.6%	57
<b>Total for Entity</b>	<b>\$660</b>		<b>\$57</b>
<b>Fern Township (Hubbard)</b>			
Minnesota Association of Townships	425	8.6%	37
<b>Total for Entity</b>	<b>\$425</b>		<b>\$37</b>
<b>Field Township (Saint Louis)</b>			
Minnesota Association of Townships	467	8.6%	40
<b>Total for Entity</b>	<b>\$467</b>		<b>\$40</b>

**Table 5**  
**2014 Lobbying Expenditures Paid With Association Dues**  
**Listed by Entity**

Name of Entity (County) Association Name	Total Local Government Dues	Proportion of Dues Used for Lobbying	Total Dues Used for Lobbying
<b>Fieldon Township (Watowan)</b>			
Minnesota Association of Townships	336	8.6%	29
<b>Total for Entity</b>	<b>\$336</b>		<b>\$29</b>
<b>Fillmore County</b>			
Association of Minnesota Counties	10,227	14.4%	1,473
<b>Total for Entity</b>	<b>\$10,227</b>		<b>\$1,473</b>
<b>Fillmore Soil and Water Conservation District</b>			
Minnesota Association of Soil and Water Conservation Districts	2,596	12.0%	312
<b>Total for Entity</b>	<b>\$2,596</b>		<b>\$312</b>
<b>Fillmore Township (Fillmore)</b>			
Minnesota Association of Townships	487	8.6%	42
<b>Total for Entity</b>	<b>\$487</b>		<b>\$42</b>
<b>Fine Lakes Township (Saint Louis)</b>			
Minnesota Association of Townships	312	8.6%	27
<b>Total for Entity</b>	<b>\$312</b>		<b>\$27</b>
<b>Finlayson Township (Pine)</b>			
Minnesota Association of Townships	482	8.6%	41
<b>Total for Entity</b>	<b>\$482</b>		<b>\$41</b>
<b>Fish Lake Township (Chisago)</b>			
Minnesota Association of Townships	1,047	8.6%	90
<b>Total for Entity</b>	<b>\$1,047</b>		<b>\$90</b>
<b>Fisher Township (Polk)</b>			
Minnesota Association of Townships	334	8.6%	29
<b>Total for Entity</b>	<b>\$334</b>		<b>\$29</b>
<b>Fleming Township (Aitkin)</b>			
Minnesota Association of Townships	437	8.6%	38
<b>Total for Entity</b>	<b>\$437</b>		<b>\$38</b>
<b>Fleming Township (Pine)</b>			
Minnesota Association of Townships	313	8.6%	27
<b>Total for Entity</b>	<b>\$313</b>		<b>\$27</b>



**Table 5**  
**2014 Lobbying Expenditures Paid With Association Dues**  
**Listed by Entity**

<b>Name of Entity (County)</b> <b>Association Name</b>	<b>Total Local Government Dues</b>	<b>Proportion of Dues Used for Lobbying</b>	<b>Total Dues Used for Lobbying</b>
<b>Flom Township (Norman)</b>			
Minnesota Association of Townships	341	8.6%	29
<b>Total for Entity</b>	<b>\$341</b>		<b>\$29</b>
<b>Floodwood Township (Saint Louis)</b>			
Minnesota Association of Townships	430	8.6%	37
<b>Total for Entity</b>	<b>\$430</b>		<b>\$37</b>
<b>Flora Township (Renville)</b>			
Minnesota Association of Townships	328	8.6%	28
<b>Total for Entity</b>	<b>\$328</b>		<b>\$28</b>
<b>Florence Township (Goodhue)</b>			
Minnesota Association of Townships	918	8.6%	79
<b>Total for Entity</b>	<b>\$918</b>		<b>\$79</b>
<b>Florida Township (Yellow Medicine)</b>			
Minnesota Association of Townships	309	8.6%	27
<b>Total for Entity</b>	<b>\$309</b>		<b>\$27</b>
<b>Flowing Township (Clay)</b>			
Minnesota Association of Townships	295	8.6%	25
<b>Total for Entity</b>	<b>\$295</b>		<b>\$25</b>
<b>Foldahl Township (Marshall)</b>			
Minnesota Association of Townships	289	8.6%	25
<b>Total for Entity</b>	<b>\$289</b>		<b>\$25</b>
<b>Folden Township (Otter Tail)</b>			
Minnesota Association of Townships	437	8.6%	38
<b>Total for Entity</b>	<b>\$437</b>		<b>\$38</b>
<b>Folsom Township (Traverse)</b>			
Minnesota Association of Townships	309	8.6%	27
<b>Total for Entity</b>	<b>\$309</b>		<b>\$27</b>
<b>Ford Township (Kanabec)</b>			
Minnesota Association of Townships	330	8.6%	28
<b>Total for Entity</b>	<b>\$330</b>		<b>\$28</b>

**Table 5**  
**2014 Lobbying Expenditures Paid With Association Dues**  
**Listed by Entity**

<b>Name of Entity (County)</b> <b>Association Name</b>	<b>Total Local Government Dues</b>	<b>Proportion of Dues Used for Lobbying</b>	<b>Total Dues Used for Lobbying</b>
<b>Forest City Township (Meeker)</b>			
Minnesota Association of Townships	549	8.6%	47
<b>Total for Entity</b>	<b>\$549</b>		<b>\$47</b>
<b>Forest Prairie Township (Meeker)</b>			
Minnesota Association of Townships	649	8.6%	56
<b>Total for Entity</b>	<b>\$649</b>		<b>\$56</b>
<b>Forest Township (Becker)</b>			
Minnesota Association of Townships	298	8.6%	26
<b>Total for Entity</b>	<b>\$298</b>		<b>\$26</b>
<b>Forest Township (Rice)</b>			
Minnesota Association of Townships	807	8.6%	69
<b>Total for Entity</b>	<b>\$807</b>		<b>\$69</b>
<b>Forestville Township (Fillmore)</b>			
Minnesota Association of Townships	452	8.6%	39
<b>Total for Entity</b>	<b>\$452</b>		<b>\$39</b>
<b>Fork Township (Marshall)</b>			
Minnesota Association of Townships	273	8.6%	23
<b>Total for Entity</b>	<b>\$273</b>		<b>\$23</b>
<b>Fort Ripley Township (Crow Wing)</b>			
Minnesota Association of Townships	629	8.6%	54
<b>Total for Entity</b>	<b>\$629</b>		<b>\$54</b>
<b>Fortier Township (Yellow Medicine)</b>			
Minnesota Association of Townships	301	8.6%	26
<b>Total for Entity</b>	<b>\$301</b>		<b>\$26</b>
<b>Fossum Township (Norman)</b>			
Minnesota Association of Townships	317	8.6%	27
<b>Total for Entity</b>	<b>\$317</b>		<b>\$27</b>
<b>Foster Township (Big Stone)</b>			
Minnesota Association of Townships	305	8.6%	26
<b>Total for Entity</b>	<b>\$305</b>		<b>\$26</b>

**Table 5**  
**2014 Lobbying Expenditures Paid With Association Dues**  
**Listed by Entity**

<b>Name of Entity (County)</b> <b>Association Name</b>	<b>Total Local Government Dues</b>	<b>Proportion of Dues Used for Lobbying</b>	<b>Total Dues Used for Lobbying</b>
<b>Foster Township (Faribault)</b>			
Minnesota Association of Townships	343	8.6%	29
<b>Total for Entity</b>	<b>\$343</b>		<b>\$29</b>
<b>Fountain Prairie Township (Pipestone)</b>			
Minnesota Association of Townships	328	8.6%	28
<b>Total for Entity</b>	<b>\$328</b>		<b>\$28</b>
<b>Fountain Township (Fillmore)</b>			
Minnesota Association of Townships	442	8.6%	38
<b>Total for Entity</b>	<b>\$442</b>		<b>\$38</b>
<b>Fox Lake Township (Martin)</b>			
Minnesota Association of Townships	348	8.6%	30
<b>Total for Entity</b>	<b>\$348</b>		<b>\$30</b>
<b>Foxhome Township (Wilkin)</b>			
Minnesota Association of Townships	304	8.6%	26
<b>Total for Entity</b>	<b>\$304</b>		<b>\$26</b>
<b>Framnas Township (Stevens)</b>			
Minnesota Association of Townships	434	8.6%	37
<b>Total for Entity</b>	<b>\$434</b>		<b>\$37</b>
<b>Franconia Township (Chisago)</b>			
Minnesota Association of Townships	982	8.6%	84
<b>Total for Entity</b>	<b>\$982</b>		<b>\$84</b>
<b>Frankford Township (Mower)</b>			
Minnesota Association of Townships	460	8.6%	40
<b>Total for Entity</b>	<b>\$460</b>		<b>\$40</b>
<b>Franklin Township (Wright)</b>			
Minnesota Association of Townships	1,311	8.6%	113
<b>Total for Entity</b>	<b>\$1,311</b>		<b>\$113</b>
<b>Fraser Township (Martin)</b>			
Minnesota Association of Townships	435	8.6%	37
<b>Total for Entity</b>	<b>\$435</b>		<b>\$37</b>

**Table 5**  
**2014 Lobbying Expenditures Paid With Association Dues**  
**Listed by Entity**

<b>Name of Entity (County)</b> <b>Association Name</b>	<b>Total Local Government Dues</b>	<b>Proportion of Dues Used for Lobbying</b>	<b>Total Dues Used for Lobbying</b>
<b>Fredenberg Township (Saint Louis)</b>			
Minnesota Association of Townships	839	8.6%	72
<b>Total for Entity</b>	<b>\$839</b>		<b>\$72</b>
<b>Freeborn County</b>			
Association of Minnesota Counties	12,520	14.4%	1,803
<b>Total for Entity</b>	<b>\$12,520</b>		<b>\$1,803</b>
<b>Freeborn County Soil and Water Conservation District</b>			
Minnesota Association of Soil and Water Conservation Districts	2,866	12.0%	344
<b>Total for Entity</b>	<b>\$2,866</b>		<b>\$344</b>
<b>Freeborn Township (Freeborn)</b>			
Minnesota Association of Townships	423	8.6%	36
<b>Total for Entity</b>	<b>\$423</b>		<b>\$36</b>
<b>Freedom Township (Waseca)</b>			
Minnesota Association of Townships	444	8.6%	38
<b>Total for Entity</b>	<b>\$444</b>		<b>\$38</b>
<b>Freeland Township (Lac qui Parle)</b>			
Minnesota Association of Townships	301	8.6%	26
<b>Total for Entity</b>	<b>\$301</b>		<b>\$26</b>
<b>Freeman Township (Freeborn)</b>			
Minnesota Association of Townships	498	8.6%	43
<b>Total for Entity</b>	<b>\$498</b>		<b>\$43</b>
<b>Fremont Township (Winona)</b>			
Minnesota Association of Townships	452	8.6%	39
<b>Total for Entity</b>	<b>\$452</b>		<b>\$39</b>
<b>French Lake Township (Wright)</b>			
Minnesota Association of Townships	797	8.6%	69
<b>Total for Entity</b>	<b>\$797</b>		<b>\$69</b>
<b>French Township (Saint Louis)</b>			
Minnesota Association of Townships	517	8.6%	44
<b>Total for Entity</b>	<b>\$517</b>		<b>\$44</b>

**Table 5**  
**2014 Lobbying Expenditures Paid With Association Dues**  
**Listed by Entity**

<b>Name of Entity (County)</b> <b>Association Name</b>	<b>Total Local Government Dues</b>	<b>Proportion of Dues Used for Lobbying</b>	<b>Total Dues Used for Lobbying</b>
<b>Friberg Township (Otter Tail)</b>			
Minnesota Association of Townships	599	8.6%	52
<b>Total for Entity</b>	<b>\$599</b>		<b>\$52</b>
<b>Friendship Township (Yellow Medicine)</b>			
Minnesota Association of Townships	330	8.6%	28
<b>Total for Entity</b>	<b>\$330</b>		<b>\$28</b>
<b>Frohn Township (Beltrami)</b>			
Minnesota Association of Townships	872	8.6%	75
<b>Total for Entity</b>	<b>\$872</b>		<b>\$75</b>
<b>Gail Lake Township (Crow Wing)</b>			
Minnesota Association of Townships	300	8.6%	26
<b>Total for Entity</b>	<b>\$300</b>		<b>\$26</b>
<b>Galena Township (Martin)</b>			
Minnesota Association of Townships	346	8.6%	30
<b>Total for Entity</b>	<b>\$346</b>		<b>\$30</b>
<b>Gales Township (Redwood)</b>			
Minnesota Association of Townships	313	8.6%	27
<b>Total for Entity</b>	<b>\$313</b>		<b>\$27</b>
<b>Garden City Township (Blue Earth)</b>			
Minnesota Association of Townships	559	8.6%	48
<b>Total for Entity</b>	<b>\$559</b>		<b>\$48</b>
<b>Garden Township (Polk)</b>			
Minnesota Association of Townships	337	8.6%	29
<b>Total for Entity</b>	<b>\$337</b>		<b>\$29</b>
<b>Garfield Township (Lac qui Parle)</b>			
Minnesota Association of Townships	317	8.6%	27
<b>Total for Entity</b>	<b>\$317</b>		<b>\$27</b>
<b>Garfield Township (Polk)</b>			
Minnesota Association of Townships	489	8.6%	42
<b>Total for Entity</b>	<b>\$489</b>		<b>\$42</b>

**Table 5**  
**2014 Lobbying Expenditures Paid With Association Dues**  
**Listed by Entity**

<b>Name of Entity (County)</b> <b>Association Name</b>	<b>Total Local Government Dues</b>	<b>Proportion of Dues Used for Lobbying</b>	<b>Total Dues Used for Lobbying</b>
<b>Garnes Township (Red Lake)</b>			
Minnesota Association of Townships	332	8.6%	29
<b>Total for Entity</b>	<b>\$332</b>		<b>\$29</b>
<b>Garrison Township (Crow Wing)</b>			
Minnesota Association of Townships	580	8.6%	50
<b>Total for Entity</b>	<b>\$580</b>		<b>\$50</b>
<b>Garrison, Kathio, West Mille Lacs Lake Sanitary Sewer District</b>			
League of Minnesota Cities	1,677	10.1%	169
<b>Total for Entity</b>	<b>\$1,677</b>		<b>\$169</b>
<b>Geneva Township (Freeborn)</b>			
Minnesota Association of Townships	472	8.6%	41
<b>Total for Entity</b>	<b>\$472</b>		<b>\$41</b>
<b>Gennessee Township (Kandiyohi)</b>			
Minnesota Association of Townships	471	8.6%	41
<b>Total for Entity</b>	<b>\$471</b>		<b>\$41</b>
<b>Gentilly Township (Polk)</b>			
Minnesota Association of Townships	429	8.6%	37
<b>Total for Entity</b>	<b>\$429</b>		<b>\$37</b>
<b>Georgetown Township (Clay)</b>			
Minnesota Association of Townships	318	8.6%	27
<b>Total for Entity</b>	<b>\$318</b>		<b>\$27</b>
<b>Germania Township (Todd)</b>			
Minnesota Association of Townships	497	8.6%	43
<b>Total for Entity</b>	<b>\$497</b>		<b>\$43</b>
<b>Germantown Township (Cottonwood)</b>			
Minnesota Association of Townships	335	8.6%	29
<b>Total for Entity</b>	<b>\$335</b>		<b>\$29</b>
<b>Gervais Township (Red Lake)</b>			
Minnesota Association of Townships	343	8.6%	29
<b>Total for Entity</b>	<b>\$343</b>		<b>\$29</b>

**Table 5**  
**2014 Lobbying Expenditures Paid With Association Dues**  
**Listed by Entity**

<b>Name of Entity (County)</b> <b>Association Name</b>	<b>Total Local Government Dues</b>	<b>Proportion of Dues Used for Lobbying</b>	<b>Total Dues Used for Lobbying</b>
<b>Getty Township (Stearns)</b>			
Minnesota Association of Townships	461	8.6%	40
<b>Total for Entity</b>	<b>\$461</b>		<b>\$40</b>
<b>Gilchrist Township (Pope)</b>			
Minnesota Association of Townships	330	8.6%	28
<b>Total for Entity</b>	<b>\$330</b>		<b>\$28</b>
<b>Gillford Township (Wabasha)</b>			
Minnesota Association of Townships	522	8.6%	45
<b>Total for Entity</b>	<b>\$522</b>		<b>\$45</b>
<b>Gilmanton Township (Benton)</b>			
Minnesota Association of Townships	616	8.6%	53
<b>Total for Entity</b>	<b>\$616</b>		<b>\$53</b>
<b>Girard Township (Otter Tail)</b>			
Minnesota Association of Townships	573	8.6%	49
<b>Total for Entity</b>	<b>\$573</b>		<b>\$49</b>
<b>Glasgow Township (Wabasha)</b>			
Minnesota Association of Townships	350	8.6%	30
<b>Total for Entity</b>	<b>\$350</b>		<b>\$30</b>
<b>Glen Township (Aitkin)</b>			
Minnesota Association of Townships	482	8.6%	41
<b>Total for Entity</b>	<b>\$482</b>		<b>\$41</b>
<b>Glencoe Township (McLeod)</b>			
Minnesota Association of Townships	492	8.6%	42
<b>Total for Entity</b>	<b>\$492</b>		<b>\$42</b>
<b>Glendorado Township (Benton)</b>			
Minnesota Association of Townships	584	8.6%	50
<b>Total for Entity</b>	<b>\$584</b>		<b>\$50</b>
<b>Glenwood Township (Pope)</b>			
Minnesota Association of Townships	745	8.6%	64
<b>Total for Entity</b>	<b>\$745</b>		<b>\$64</b>

**Table 5**  
**2014 Lobbying Expenditures Paid With Association Dues**  
**Listed by Entity**

<b>Name of Entity (County)</b> <b>Association Name</b>	<b>Total Local Government Dues</b>	<b>Proportion of Dues Used for Lobbying</b>	<b>Total Dues Used for Lobbying</b>
<b>Glyndon Township (Clay)</b>			
Minnesota Association of Townships	430	8.6%	37
<b>Total for Entity</b>	<b>\$430</b>		<b>\$37</b>
<b>Gnesen Township (Saint Louis)</b>			
Minnesota Association of Townships	953	8.6%	82
<b>Total for Entity</b>	<b>\$953</b>		<b>\$82</b>
<b>Godfrey Township (Polk)</b>			
Minnesota Association of Townships	438	8.6%	38
<b>Total for Entity</b>	<b>\$438</b>		<b>\$38</b>
<b>Golden Valley Township (Roseau)</b>			
Minnesota Association of Townships	328	8.6%	28
<b>Total for Entity</b>	<b>\$328</b>		<b>\$28</b>
<b>Good Hope Township (Itasca)</b>			
Minnesota Association of Townships	303	8.6%	26
<b>Total for Entity</b>	<b>\$303</b>		<b>\$26</b>
<b>Good Hope Township (Norman)</b>			
Minnesota Association of Townships	283	8.6%	24
<b>Total for Entity</b>	<b>\$283</b>		<b>\$24</b>
<b>Goodhue County</b>			
Association of Minnesota Counties	16,589	14.4%	2,389
<b>Total for Entity</b>	<b>\$16,589</b>		<b>\$2,389</b>
<b>Goodhue County Soil and Water Conservation District</b>			
Minnesota Association of Soil and Water Conservation Districts	2,866	12.0%	344
<b>Total for Entity</b>	<b>\$2,866</b>		<b>\$344</b>
<b>Goodhue Township (Goodhue)</b>			
Minnesota Association of Townships	512	8.6%	44
<b>Total for Entity</b>	<b>\$512</b>		<b>\$44</b>
<b>Goodland Township (Itasca)</b>			
Minnesota Association of Townships	490	8.6%	42
<b>Total for Entity</b>	<b>\$490</b>		<b>\$42</b>



**Table 5**  
**2014 Lobbying Expenditures Paid With Association Dues**  
**Listed by Entity**

<b>Name of Entity (County)</b> <b>Association Name</b>	<b>Total Local Government Dues</b>	<b>Proportion of Dues Used for Lobbying</b>	<b>Total Dues Used for Lobbying</b>
<b>Goodridge Township (Pennington)</b>			
Minnesota Association of Townships	297	8.6%	26
<b>Total for Entity</b>	<b>\$297</b>		<b>\$26</b>
<b>Goose Prairie Township (Clay)</b>			
Minnesota Association of Townships	326	8.6%	28
<b>Total for Entity</b>	<b>\$326</b>		<b>\$28</b>
<b>Gordon Township (Todd)</b>			
Minnesota Association of Townships	549	8.6%	47
<b>Total for Entity</b>	<b>\$549</b>		<b>\$47</b>
<b>Gorman Township (Otter Tail)</b>			
Minnesota Association of Townships	487	8.6%	42
<b>Total for Entity</b>	<b>\$487</b>		<b>\$42</b>
<b>Gorton Township (Grant)</b>			
Minnesota Association of Townships	286	8.6%	25
<b>Total for Entity</b>	<b>\$286</b>		<b>\$25</b>
<b>Gould Township (Cass)</b>			
Minnesota Association of Townships	340	8.6%	29
<b>Total for Entity</b>	<b>\$340</b>		<b>\$29</b>
<b>Grace Township (Chippewa)</b>			
Minnesota Association of Townships	298	8.6%	26
<b>Total for Entity</b>	<b>\$298</b>		<b>\$26</b>
<b>Graceville Township (Big Stone)</b>			
Minnesota Association of Townships	329	8.6%	28
<b>Total for Entity</b>	<b>\$329</b>		<b>\$28</b>
<b>Grafton Township (Sibley)</b>			
Minnesota Association of Townships	346	8.6%	30
<b>Total for Entity</b>	<b>\$346</b>		<b>\$30</b>
<b>Graham Lakes Township (Nobles)</b>			
Minnesota Association of Townships	341	8.6%	29
<b>Total for Entity</b>	<b>\$341</b>		<b>\$29</b>

**Table 5**  
**2014 Lobbying Expenditures Paid With Association Dues**  
**Listed by Entity**

<b>Name of Entity (County)</b> <b>Association Name</b>	<b>Total Local Government Dues</b>	<b>Proportion of Dues Used for Lobbying</b>	<b>Total Dues Used for Lobbying</b>
<b>Graham Township (Benton)</b>			
Minnesota Association of Townships	533	8.6%	46
<b>Total for Entity</b>	<b>\$533</b>		<b>\$46</b>
<b>Granby Township (Nicollet)</b>			
Minnesota Association of Townships	348	8.6%	30
<b>Total for Entity</b>	<b>\$348</b>		<b>\$30</b>
<b>Grand Forks Township (Polk)</b>			
Minnesota Association of Townships	327	8.6%	28
<b>Total for Entity</b>	<b>\$327</b>		<b>\$28</b>
<b>Grand Lake Township (Saint Louis)</b>			
Minnesota Association of Townships	1,285	8.6%	111
<b>Total for Entity</b>	<b>\$1,285</b>		<b>\$111</b>
<b>Grand Meadow Township (Mower)</b>			
Minnesota Association of Townships	435	8.6%	37
<b>Total for Entity</b>	<b>\$435</b>		<b>\$37</b>
<b>Grand Plain Township (Marshall)</b>			
Minnesota Association of Townships	288	8.6%	25
<b>Total for Entity</b>	<b>\$288</b>		<b>\$25</b>
<b>Grand Prairie Township (Nobles)</b>			
Minnesota Association of Townships	335	8.6%	29
<b>Total for Entity</b>	<b>\$335</b>		<b>\$29</b>
<b>Grandview Township (Lyon)</b>			
Minnesota Association of Townships	432	8.6%	37
<b>Total for Entity</b>	<b>\$432</b>		<b>\$37</b>
<b>Grange Township (Pipestone)</b>			
Minnesota Association of Townships	333	8.6%	29
<b>Total for Entity</b>	<b>\$333</b>		<b>\$29</b>
<b>Granite Falls Township (Chippewa)</b>			
Minnesota Association of Townships	349	8.6%	30
<b>Total for Entity</b>	<b>\$349</b>		<b>\$30</b>

**Table 5**  
**2014 Lobbying Expenditures Paid With Association Dues**  
**Listed by Entity**

Name of Entity (County) Association Name	Total Local Government Dues	Proportion of Dues Used for Lobbying	Total Dues Used for Lobbying
<b>Granite Ledge Township (Benton)</b>			
Minnesota Association of Townships	579	8.6%	50
<b>Total for Entity</b>	<b>\$579</b>		<b>\$50</b>
<b>Granite Rock Township (Redwood)</b>			
Minnesota Association of Townships	341	8.6%	29
<b>Total for Entity</b>	<b>\$341</b>		<b>\$29</b>
<b>Granite Township (Morrison)</b>			
Minnesota Association of Townships	493	8.6%	42
<b>Total for Entity</b>	<b>\$493</b>		<b>\$42</b>
<b>Grant County</b>			
Association of Minnesota Counties	5,527	14.4%	796
Minnesota Rural Counties Caucus	2,100	50.0%	1,050
<b>Total for Entity</b>	<b>\$7,627</b>		<b>\$1,846</b>
<b>Grant Soil and Water Conservation District</b>			
Minnesota Association of Soil and Water Conservation Districts	1,966	12.0%	236
<b>Total for Entity</b>	<b>\$1,966</b>		<b>\$236</b>
<b>Grant Valley Township (Beltrami)</b>			
Minnesota Association of Townships	1,079	8.6%	93
<b>Total for Entity</b>	<b>\$1,079</b>		<b>\$93</b>
<b>Granville Township (Kittson)</b>			
Minnesota Association of Townships	297	8.6%	26
<b>Total for Entity</b>	<b>\$297</b>		<b>\$26</b>
<b>Grass Lake Township (Kanabec)</b>			
Minnesota Association of Townships	739	8.6%	64
<b>Total for Entity</b>	<b>\$739</b>		<b>\$64</b>
<b>Grattan Township (Itasca)</b>			
Minnesota Association of Townships	284	8.6%	24
<b>Total for Entity</b>	<b>\$284</b>		<b>\$24</b>
<b>Gray Township (Pipestone)</b>			
Minnesota Association of Townships	338	8.6%	29
<b>Total for Entity</b>	<b>\$338</b>		<b>\$29</b>

**Table 5**  
**2014 Lobbying Expenditures Paid With Association Dues**  
**Listed by Entity**

<b>Name of Entity (County)</b> <b>Association Name</b>	<b>Total Local Government Dues</b>	<b>Proportion of Dues Used for Lobbying</b>	<b>Total Dues Used for Lobbying</b>
<b>Great Bend Township (Cottonwood)</b>			
Minnesota Association of Townships	431	8.6%	37
<b>Total for Entity</b>	<b>\$431</b>		<b>\$37</b>
<b>Great Scott Township (Saint Louis)</b>			
Minnesota Association of Townships	466	8.6%	40
Range Association of Municipalities and Schools	350	30.0%	105
<b>Total for Entity</b>	<b>\$816</b>		<b>\$145</b>
<b>Green Isle Township (Sibley)</b>			
Minnesota Association of Townships	504	8.6%	43
<b>Total for Entity</b>	<b>\$504</b>		<b>\$43</b>
<b>Green Lake Township (Kandiyohi)</b>			
Minnesota Association of Townships	913	8.6%	79
<b>Total for Entity</b>	<b>\$913</b>		<b>\$79</b>
<b>Green Meadow Township (Norman)</b>			
Minnesota Association of Townships	303	8.6%	26
<b>Total for Entity</b>	<b>\$303</b>		<b>\$26</b>
<b>Green Prairie Township (Morrison)</b>			
Minnesota Association of Townships	577	8.6%	50
<b>Total for Entity</b>	<b>\$577</b>		<b>\$50</b>
<b>Green Valley Township (Becker)</b>			
Minnesota Association of Townships	463	8.6%	40
<b>Total for Entity</b>	<b>\$463</b>		<b>\$40</b>
<b>Greenbush Township (Mille Lacs)</b>			
Minnesota Association of Townships	822	8.6%	71
<b>Total for Entity</b>	<b>\$822</b>		<b>\$71</b>
<b>Greenfield Township (Wabasha)</b>			
Minnesota Association of Townships	836	8.6%	72
<b>Total for Entity</b>	<b>\$836</b>		<b>\$72</b>
<b>Greenleaf Township (Meeker)</b>			
Minnesota Association of Townships	552	8.6%	47
<b>Total for Entity</b>	<b>\$552</b>		<b>\$47</b>

**Table 5**  
**2014 Lobbying Expenditures Paid With Association Dues**  
**Listed by Entity**

<b>Name of Entity (County)</b> <b>Association Name</b>	<b>Total Local Government Dues</b>	<b>Proportion of Dues Used for Lobbying</b>	<b>Total Dues Used for Lobbying</b>
<b>Greenvale Township (Dakota)</b>			
Minnesota Association of Townships	600	8.6%	52
<b>Total for Entity</b>	<b>\$600</b>		<b>\$52</b>
<b>Greenway Township (Itasca)</b>			
Minnesota Association of Townships	617	8.6%	53
<b>Total for Entity</b>	<b>\$617</b>		<b>\$53</b>
<b>Greenwood Township (Clearwater)</b>			
Minnesota Association of Townships	296	8.6%	25
<b>Total for Entity</b>	<b>\$296</b>		<b>\$25</b>
<b>Greenwood Township (Saint Louis)</b>			
Minnesota Association of Townships	640	8.6%	55
<b>Total for Entity</b>	<b>\$640</b>		<b>\$55</b>
<b>Gregory Township (Mahnommen)</b>			
Minnesota Association of Townships	295	8.6%	25
<b>Total for Entity</b>	<b>\$295</b>		<b>\$25</b>
<b>Grey Cloud Island Township (Washington)</b>			
Minnesota Association of Townships	440	8.6%	38
<b>Total for Entity</b>	<b>\$440</b>		<b>\$38</b>
<b>Grey Eagle Township (Todd)</b>			
Minnesota Association of Townships	538	8.6%	46
<b>Total for Entity</b>	<b>\$538</b>		<b>\$46</b>
<b>Grimstad Township (Roseau)</b>			
Minnesota Association of Townships	315	8.6%	27
<b>Total for Entity</b>	<b>\$315</b>		<b>\$27</b>
<b>Grove Lake Township (Pope)</b>			
Minnesota Association of Townships	421	8.6%	36
<b>Total for Entity</b>	<b>\$421</b>		<b>\$36</b>
<b>Grove Park-Tilden Township (Polk)</b>			
Minnesota Association of Townships	428	8.6%	37
<b>Total for Entity</b>	<b>\$428</b>		<b>\$37</b>

**Table 5**  
**2014 Lobbying Expenditures Paid With Association Dues**  
**Listed by Entity**

<b>Name of Entity (County)</b> <b>Association Name</b>	<b>Total Local Government Dues</b>	<b>Proportion of Dues Used for Lobbying</b>	<b>Total Dues Used for Lobbying</b>
<b>Grove Township (Stearns)</b>			
Minnesota Association of Townships	496	8.6%	43
<b>Total for Entity</b>	<b>\$496</b>		<b>\$43</b>
<b>Gully Township (Polk)</b>			
Minnesota Association of Townships	313	8.6%	27
<b>Total for Entity</b>	<b>\$313</b>		<b>\$27</b>
<b>Guthrie Township (Hubbard)</b>			
Minnesota Association of Townships	519	8.6%	45
<b>Total for Entity</b>	<b>\$519</b>		<b>\$45</b>
<b>Hagali Township (Beltrami)</b>			
Minnesota Association of Townships	463	8.6%	40
<b>Total for Entity</b>	<b>\$463</b>		<b>\$40</b>
<b>Hagen Township (Clay)</b>			
Minnesota Association of Townships	319	8.6%	27
<b>Total for Entity</b>	<b>\$319</b>		<b>\$27</b>
<b>Halden Township (Saint Louis)</b>			
Minnesota Association of Townships	311	8.6%	27
<b>Total for Entity</b>	<b>\$311</b>		<b>\$27</b>
<b>Hale Township (McLeod)</b>			
Minnesota Association of Townships	632	8.6%	54
<b>Total for Entity</b>	<b>\$632</b>		<b>\$54</b>
<b>Hallock Township (Kittson)</b>			
Minnesota Association of Townships	303	8.6%	26
<b>Total for Entity</b>	<b>\$303</b>		<b>\$26</b>
<b>Halstad Township (Norman)</b>			
Minnesota Association of Townships	304	8.6%	26
<b>Total for Entity</b>	<b>\$304</b>		<b>\$26</b>
<b>Hamden Township (Becker)</b>			
Minnesota Association of Townships	336	8.6%	29
<b>Total for Entity</b>	<b>\$336</b>		<b>\$29</b>

**Table 5**  
**2014 Lobbying Expenditures Paid With Association Dues**  
**Listed by Entity**

<b>Name of Entity (County)</b> <b>Association Name</b>	<b>Total Local Government Dues</b>	<b>Proportion of Dues Used for Lobbying</b>	<b>Total Dues Used for Lobbying</b>
<b>Hamlin Township (Lac qui Parle)</b>			
Minnesota Association of Townships	322	8.6%	28
<b>Total for Entity</b>	<b>\$322</b>		<b>\$28</b>
<b>Hammer Township (Yellow Medicine)</b>			
Minnesota Association of Townships	330	8.6%	28
<b>Total for Entity</b>	<b>\$330</b>		<b>\$28</b>
<b>Hammond Township (Polk)</b>			
Minnesota Association of Townships	285	8.6%	25
<b>Total for Entity</b>	<b>\$285</b>		<b>\$25</b>
<b>Hampden Township (Kittson)</b>			
Minnesota Association of Townships	282	8.6%	24
<b>Total for Entity</b>	<b>\$282</b>		<b>\$24</b>
<b>Hampton Township (Dakota)</b>			
Minnesota Association of Townships	633	8.6%	54
<b>Total for Entity</b>	<b>\$633</b>		<b>\$54</b>
<b>Hamre Township (Beltrami)</b>			
Minnesota Association of Townships	274	8.6%	24
<b>Total for Entity</b>	<b>\$274</b>		<b>\$24</b>
<b>Hancock Township (Carver)</b>			
Minnesota Association of Townships	450	8.6%	39
<b>Total for Entity</b>	<b>\$450</b>		<b>\$39</b>
<b>Hangaard Township (Clearwater)</b>			
Minnesota Association of Townships	272	8.6%	23
<b>Total for Entity</b>	<b>\$272</b>		<b>\$23</b>
<b>Hansonville Township (Lincoln)</b>			
Minnesota Association of Townships	297	8.6%	26
<b>Total for Entity</b>	<b>\$297</b>		<b>\$26</b>
<b>Hantho Township (Lac qui Parle)</b>			
Minnesota Association of Townships	302	8.6%	26
<b>Total for Entity</b>	<b>\$302</b>		<b>\$26</b>

**Table 5**  
**2014 Lobbying Expenditures Paid With Association Dues**  
**Listed by Entity**

Name of Entity (County) Association Name	Total Local Government Dues	Proportion of Dues Used for Lobbying	Total Dues Used for Lobbying
<b>Harmony Township (Fillmore)</b>			
Minnesota Association of Townships	464	8.6%	40
<b>Total for Entity</b>	<b>\$464</b>		<b>\$40</b>
<b>Harris Township (Itasca)</b>			
Minnesota Association of Townships	1,455	8.6%	125
<b>Total for Entity</b>	<b>\$1,455</b>		<b>\$125</b>
<b>Harrison Township (Kandiyohi)</b>			
Minnesota Association of Townships	522	8.6%	45
<b>Total for Entity</b>	<b>\$522</b>		<b>\$45</b>
<b>Hart Lake Township (Hubbard)</b>			
Minnesota Association of Townships	502	8.6%	43
<b>Total for Entity</b>	<b>\$502</b>		<b>\$43</b>
<b>Hart Township (Winona)</b>			
Minnesota Association of Townships	454	8.6%	39
<b>Total for Entity</b>	<b>\$454</b>		<b>\$39</b>
<b>Hartford Township (Todd)</b>			
Minnesota Association of Townships	547	8.6%	47
<b>Total for Entity</b>	<b>\$547</b>		<b>\$47</b>
<b>Hartland Township (Freeborn)</b>			
Minnesota Association of Townships	420	8.6%	36
<b>Total for Entity</b>	<b>\$420</b>		<b>\$36</b>
<b>Harvey Township (Meeker)</b>			
Minnesota Association of Townships	459	8.6%	39
<b>Total for Entity</b>	<b>\$459</b>		<b>\$39</b>
<b>Hassan Valley Township (McLeod)</b>			
Minnesota Association of Townships	555	8.6%	48
<b>Total for Entity</b>	<b>\$555</b>		<b>\$48</b>
<b>Haugen Township (Aitkin)</b>			
Minnesota Association of Townships	329	8.6%	28
<b>Total for Entity</b>	<b>\$329</b>		<b>\$28</b>



**Table 5**  
**2014 Lobbying Expenditures Paid With Association Dues**  
**Listed by Entity**

<b>Name of Entity (County)</b> <b>Association Name</b>	<b>Total Local Government Dues</b>	<b>Proportion of Dues Used for Lobbying</b>	<b>Total Dues Used for Lobbying</b>
<b>Havana Township (Steele)</b>			
Minnesota Association of Townships	518	8.6%	45
<b>Total for Entity</b>	<b>\$518</b>		<b>\$45</b>
<b>Havelock Township (Chippewa)</b>			
Minnesota Association of Townships	325	8.6%	28
<b>Total for Entity</b>	<b>\$325</b>		<b>\$28</b>
<b>Haven Township (Sherburne)</b>			
Minnesota Association of Townships	1,053	8.6%	91
<b>Total for Entity</b>	<b>\$1,053</b>		<b>\$91</b>
<b>Haverhill Township (Olmsted)</b>			
Minnesota Association of Townships	896	8.6%	77
<b>Total for Entity</b>	<b>\$896</b>		<b>\$77</b>
<b>Hawk Creek Township (Renville)</b>			
Minnesota Association of Townships	333	8.6%	29
<b>Total for Entity</b>	<b>\$333</b>		<b>\$29</b>
<b>Hawley Township (Clay)</b>			
Minnesota Association of Townships	496	8.6%	43
<b>Total for Entity</b>	<b>\$496</b>		<b>\$43</b>
<b>Hay Brook Township (Kanabec)</b>			
Minnesota Association of Townships	623	8.6%	54
<b>Total for Entity</b>	<b>\$623</b>		<b>\$54</b>
<b>Hay Creek Township (Goodhue)</b>			
Minnesota Association of Townships	346	8.6%	30
<b>Total for Entity</b>	<b>\$346</b>		<b>\$30</b>
<b>Hayes Township (Swift)</b>			
Minnesota Association of Townships	332	8.6%	29
<b>Total for Entity</b>	<b>\$332</b>		<b>\$29</b>
<b>Hayfield Township (Dodge)</b>			
Minnesota Association of Townships	489	8.6%	42
<b>Total for Entity</b>	<b>\$489</b>		<b>\$42</b>

**Table 5**  
**2014 Lobbying Expenditures Paid With Association Dues**  
**Listed by Entity**

<b>Name of Entity (County)</b> <b>Association Name</b>	<b>Total Local Government Dues</b>	<b>Proportion of Dues Used for Lobbying</b>	<b>Total Dues Used for Lobbying</b>
<b>Hayland Township (Mille Lacs)</b>			
Minnesota Association of Townships	497	8.6%	43
<b>Total for Entity</b>	<b>\$497</b>		<b>\$43</b>
<b>Hayward Township (Freeborn)</b>			
Minnesota Association of Townships	459	8.6%	39
<b>Total for Entity</b>	<b>\$459</b>		<b>\$39</b>
<b>Hazel Run Township (Yellow Medicine)</b>			
Minnesota Association of Townships	329	8.6%	28
<b>Total for Entity</b>	<b>\$329</b>		<b>\$28</b>
<b>Hazelton Township (Aitkin)</b>			
Minnesota Association of Townships	608	8.6%	52
<b>Total for Entity</b>	<b>\$608</b>		<b>\$52</b>
<b>Hazelton Township (Kittson)</b>			
Minnesota Association of Townships	303	8.6%	26
<b>Total for Entity</b>	<b>\$303</b>		<b>\$26</b>
<b>Headwaters Regional Development Commission</b>			
Greater Minnesota Partnership	1,000	100.0%	1,000
League of Minnesota Cities	1,677	10.1%	169
<b>Total for Entity</b>	<b>\$2,677</b>		<b>\$1,169</b>
<b>Hector Township (Renville)</b>			
Minnesota Association of Townships	341	8.6%	29
<b>Total for Entity</b>	<b>\$341</b>		<b>\$29</b>
<b>Hegbert Township (Swift)</b>			
Minnesota Association of Townships	299	8.6%	26
<b>Total for Entity</b>	<b>\$299</b>		<b>\$26</b>
<b>Hegne Township (Norman)</b>			
Minnesota Association of Townships	284	8.6%	24
<b>Total for Entity</b>	<b>\$284</b>		<b>\$24</b>
<b>Heier Township (Mahnommen)</b>			
Minnesota Association of Townships	316	8.6%	27
<b>Total for Entity</b>	<b>\$316</b>		<b>\$27</b>

**Table 5**  
**2014 Lobbying Expenditures Paid With Association Dues**  
**Listed by Entity**

Name of Entity (County) Association Name	Total Local Government Dues	Proportion of Dues Used for Lobbying	Total Dues Used for Lobbying
<b>Height of Land Township (Becker)</b>			
Minnesota Association of Townships	557	8.6%	48
<b>Total for Entity</b>	<b>\$557</b>		<b>\$48</b>
<b>Helen Township (McLeod)</b>			
Minnesota Association of Townships	610	8.6%	52
<b>Total for Entity</b>	<b>\$610</b>		<b>\$52</b>
<b>Helena Township (Scott)</b>			
Minnesota Association of Townships	943	8.6%	81
<b>Total for Entity</b>	<b>\$943</b>		<b>\$81</b>
<b>Helga Township (Hubbard)</b>			
Minnesota Association of Townships	858	8.6%	74
<b>Total for Entity</b>	<b>\$858</b>		<b>\$74</b>
<b>Helgeland Township (Polk)</b>			
Minnesota Association of Townships	286	8.6%	25
<b>Total for Entity</b>	<b>\$286</b>		<b>\$25</b>
<b>Henderson Township (Sibley)</b>			
Minnesota Association of Townships	573	8.6%	49
<b>Total for Entity</b>	<b>\$573</b>		<b>\$49</b>
<b>Hendricks Township (Lincoln)</b>			
Minnesota Association of Townships	332	8.6%	29
<b>Total for Entity</b>	<b>\$332</b>		<b>\$29</b>
<b>Hendrickson Township (Hubbard)</b>			
Minnesota Association of Townships	440	8.6%	38
<b>Total for Entity</b>	<b>\$440</b>		<b>\$38</b>
<b>Hendrum Township (Norman)</b>			
Minnesota Association of Townships	298	8.6%	26
<b>Total for Entity</b>	<b>\$298</b>		<b>\$26</b>
<b>Hennepin County</b>			
Association of Minnesota Counties	75,169	14.4%	10,824
North Metro Mayors Association	10,000	79.5%	7,950
<b>Total for Entity</b>	<b>\$85,169</b>		<b>\$18,774</b>

**Table 5**  
**2014 Lobbying Expenditures Paid With Association Dues**  
**Listed by Entity**

Name of Entity (County) Association Name	Total Local Government Dues	Proportion of Dues Used for Lobbying	Total Dues Used for Lobbying
<b>Hennepin Soil and Water Conservation District</b>			
Minnesota Association of Soil and Water Conservation Districts	850	12.0%	102
<b>Total for Entity</b>	<b>\$850</b>		<b>\$102</b>
<b>Henning Township (Otter Tail)</b>			
Minnesota Association of Townships	460	8.6%	40
<b>Total for Entity</b>	<b>\$460</b>		<b>\$40</b>
<b>Henrietta Township (Hubbard)</b>			
Minnesota Association of Townships	898	8.6%	77
<b>Total for Entity</b>	<b>\$898</b>		<b>\$77</b>
<b>Henryville Township (Renville)</b>			
Minnesota Association of Townships	336	8.6%	29
<b>Total for Entity</b>	<b>\$336</b>		<b>\$29</b>
<b>Hereim Township (Roseau)</b>			
Minnesota Association of Townships	342	8.6%	29
<b>Total for Entity</b>	<b>\$342</b>		<b>\$29</b>
<b>Heron Lake Township (Jackson)</b>			
Minnesota Association of Townships	440	8.6%	38
<b>Total for Entity</b>	<b>\$440</b>		<b>\$38</b>
<b>Heron Lake Watershed District</b>			
Minnesota Association of Watershed Districts	2,772	47.5%	1,317
<b>Total for Entity</b>	<b>\$2,772</b>		<b>\$1,317</b>
<b>Hersey Township (Nobles)</b>			
Minnesota Association of Townships	338	8.6%	29
<b>Total for Entity</b>	<b>\$338</b>		<b>\$29</b>
<b>Hickory Township (Pennington)</b>			
Minnesota Association of Townships	296	8.6%	25
<b>Total for Entity</b>	<b>\$296</b>		<b>\$25</b>
<b>Higdem Township (Polk)</b>			
Minnesota Association of Townships	297	8.6%	26
<b>Total for Entity</b>	<b>\$297</b>		<b>\$26</b>

**Table 5**  
**2014 Lobbying Expenditures Paid With Association Dues**  
**Listed by Entity**

<b>Name of Entity (County)</b> <b>Association Name</b>	<b>Total Local Government Dues</b>	<b>Proportion of Dues Used for Lobbying</b>	<b>Total Dues Used for Lobbying</b>
<b>High Forest Township (Olmsted)</b>			
Minnesota Association of Townships	658	8.6%	57
<b>Total for Entity</b>	<b>\$658</b>		<b>\$57</b>
<b>High Island Creek Watershed District</b>			
Minnesota Association of Watershed Districts	1,665	47.5%	791
<b>Total for Entity</b>	<b>\$1,665</b>		<b>\$791</b>
<b>Highland Grove Township (Clay)</b>			
Minnesota Association of Townships	435	8.6%	37
<b>Total for Entity</b>	<b>\$435</b>		<b>\$37</b>
<b>Highland Township (Wabasha)</b>			
Minnesota Association of Townships	485	8.6%	42
<b>Total for Entity</b>	<b>\$485</b>		<b>\$42</b>
<b>Highlanding Township (Pennington)</b>			
Minnesota Association of Townships	334	8.6%	29
<b>Total for Entity</b>	<b>\$334</b>		<b>\$29</b>
<b>Highwater Township (Cottonwood)</b>			
Minnesota Association of Townships	323	8.6%	28
<b>Total for Entity</b>	<b>\$323</b>		<b>\$28</b>
<b>Hill Lake Township (Aitkin)</b>			
Minnesota Association of Townships	474	8.6%	41
<b>Total for Entity</b>	<b>\$474</b>		<b>\$41</b>
<b>Hill River Township (Polk)</b>			
Minnesota Association of Townships	320	8.6%	28
<b>Total for Entity</b>	<b>\$320</b>		<b>\$28</b>
<b>Hill Township (Kittson)</b>			
Minnesota Association of Townships	276	8.6%	24
<b>Total for Entity</b>	<b>\$276</b>		<b>\$24</b>
<b>Hillman Township (Kanabec)</b>			
Minnesota Association of Townships	480	8.6%	41
<b>Total for Entity</b>	<b>\$480</b>		<b>\$41</b>

**Table 5**  
**2014 Lobbying Expenditures Paid With Association Dues**  
**Listed by Entity**

<b>Name of Entity (County)</b> <b>Association Name</b>	<b>Total Local Government Dues</b>	<b>Proportion of Dues Used for Lobbying</b>	<b>Total Dues Used for Lobbying</b>
<b>Hillman Township (Morrison)</b>			
Minnesota Association of Townships	333	8.6%	29
<b>Total for Entity</b>	<b>\$333</b>		<b>\$29</b>
<b>Hillsdale Township (Winona)</b>			
Minnesota Association of Townships	631	8.6%	54
<b>Total for Entity</b>	<b>\$631</b>		<b>\$54</b>
<b>Hinckley Township (Pine)</b>			
Minnesota Association of Townships	592	8.6%	51
<b>Total for Entity</b>	<b>\$592</b>		<b>\$51</b>
<b>Hines Township (Beltrami)</b>			
Minnesota Association of Townships	560	8.6%	48
<b>Total for Entity</b>	<b>\$560</b>		<b>\$48</b>
<b>Hiram Township (Cass)</b>			
Minnesota Association of Townships	441	8.6%	38
<b>Total for Entity</b>	<b>\$441</b>		<b>\$38</b>
<b>Hobart Township (Otter Tail)</b>			
Minnesota Association of Townships	588	8.6%	51
<b>Total for Entity</b>	<b>\$588</b>		<b>\$51</b>
<b>Hodges Township (Stevens)</b>			
Minnesota Association of Townships	428	8.6%	37
<b>Total for Entity</b>	<b>\$428</b>		<b>\$37</b>
<b>Hoff Township (Pope)</b>			
Minnesota Association of Townships	317	8.6%	27
<b>Total for Entity</b>	<b>\$317</b>		<b>\$27</b>
<b>Hokah Township (Houston)</b>			
Minnesota Association of Townships	496	8.6%	43
<b>Total for Entity</b>	<b>\$496</b>		<b>\$43</b>
<b>Holden Township (Goodhue)</b>			
Minnesota Association of Townships	486	8.6%	42
<b>Total for Entity</b>	<b>\$486</b>		<b>\$42</b>

**Table 5**  
**2014 Lobbying Expenditures Paid With Association Dues**  
**Listed by Entity**

<b>Name of Entity (County)</b> <b>Association Name</b>	<b>Total Local Government Dues</b>	<b>Proportion of Dues Used for Lobbying</b>	<b>Total Dues Used for Lobbying</b>
<b>Holding Township (Stearns)</b>			
Minnesota Association of Townships	777	8.6%	67
<b>Total for Entity</b>	<b>\$777</b>		<b>\$67</b>
<b>Holland Township (Kandiyohi)</b>			
Minnesota Association of Townships	447	8.6%	38
<b>Total for Entity</b>	<b>\$447</b>		<b>\$38</b>
<b>Holly Township (Murray)</b>			
Minnesota Association of Townships	310	8.6%	27
<b>Total for Entity</b>	<b>\$310</b>		<b>\$27</b>
<b>Hollywood Township (Carver)</b>			
Minnesota Association of Townships	743	8.6%	64
<b>Total for Entity</b>	<b>\$743</b>		<b>\$64</b>
<b>Holmes City Township (Douglas)</b>			
Minnesota Association of Townships	597	8.6%	51
<b>Total for Entity</b>	<b>\$597</b>		<b>\$51</b>
<b>Holmesville Township (Becker)</b>			
Minnesota Association of Townships	504	8.6%	43
<b>Total for Entity</b>	<b>\$504</b>		<b>\$43</b>
<b>Holst Township (Clearwater)</b>			
Minnesota Association of Townships	460	8.6%	40
<b>Total for Entity</b>	<b>\$460</b>		<b>\$40</b>
<b>Holt Township (Fillmore)</b>			
Minnesota Association of Townships	425	8.6%	37
<b>Total for Entity</b>	<b>\$425</b>		<b>\$37</b>
<b>Holt Township (Marshall)</b>			
Minnesota Association of Townships	311	8.6%	27
<b>Total for Entity</b>	<b>\$311</b>		<b>\$27</b>
<b>Holy Cross Township (Clay)</b>			
Minnesota Association of Townships	315	8.6%	27
<b>Total for Entity</b>	<b>\$315</b>		<b>\$27</b>

**Table 5**  
**2014 Lobbying Expenditures Paid With Association Dues**  
**Listed by Entity**

<b>Name of Entity (County)</b> <b>Association Name</b>	<b>Total Local Government Dues</b>	<b>Proportion of Dues Used for Lobbying</b>	<b>Total Dues Used for Lobbying</b>
<b>Holyoke Township (Carlton)</b>			
Minnesota Association of Townships	329	8.6%	28
<b>Total for Entity</b>	<b>\$329</b>		<b>\$28</b>
<b>Home Brook Township (Cass)</b>			
Minnesota Association of Townships	316	8.6%	27
<b>Total for Entity</b>	<b>\$316</b>		<b>\$27</b>
<b>Home Lake Township (Norman)</b>			
Minnesota Association of Townships	421	8.6%	36
<b>Total for Entity</b>	<b>\$421</b>		<b>\$36</b>
<b>Home Township (Brown)</b>			
Minnesota Association of Townships	509	8.6%	44
<b>Total for Entity</b>	<b>\$509</b>		<b>\$44</b>
<b>Homer Township (Winona)</b>			
Minnesota Association of Townships	846	8.6%	73
<b>Total for Entity</b>	<b>\$846</b>		<b>\$73</b>
<b>Homestead Township (Otter Tail)</b>			
Minnesota Association of Townships	454	8.6%	39
<b>Total for Entity</b>	<b>\$454</b>		<b>\$39</b>
<b>Honner Township (Redwood)</b>			
Minnesota Association of Townships	294	8.6%	25
<b>Total for Entity</b>	<b>\$294</b>		<b>\$25</b>
<b>Hope Township (Lincoln)</b>			
Minnesota Association of Townships	426	8.6%	37
<b>Total for Entity</b>	<b>\$426</b>		<b>\$37</b>
<b>Hornet Township (Beltrami)</b>			
Minnesota Association of Townships	344	8.6%	30
<b>Total for Entity</b>	<b>\$344</b>		<b>\$30</b>
<b>Horton Township (Stevens)</b>			
Minnesota Association of Townships	325	8.6%	28
<b>Total for Entity</b>	<b>\$325</b>		<b>\$28</b>



**Table 5**  
**2014 Lobbying Expenditures Paid With Association Dues**  
**Listed by Entity**

Name of Entity (County) Association Name	Total Local Government Dues	Proportion of Dues Used for Lobbying	Total Dues Used for Lobbying
<b>Houston County</b>			
Association of Minnesota Counties	9,140	14.4%	1,316
<b>Total for Entity</b>	<b>\$9,140</b>		<b>\$1,316</b>
<b>Houston Township (Houston)</b>			
Minnesota Association of Townships	464	8.6%	40
<b>Total for Entity</b>	<b>\$464</b>		<b>\$40</b>
<b>Hubbard County</b>			
Association of Minnesota Counties	10,454	14.4%	1,505
<b>Total for Entity</b>	<b>\$10,454</b>		<b>\$1,505</b>
<b>Hubbard County Soil and Water Conservation District</b>			
Minnesota Association of Soil and Water Conservation Districts	2,866	12.0%	344
<b>Total for Entity</b>	<b>\$2,866</b>		<b>\$344</b>
<b>Hubbard Township (Hubbard)</b>			
Minnesota Association of Townships	587	8.6%	50
<b>Total for Entity</b>	<b>\$587</b>		<b>\$50</b>
<b>Hubbard Township (Polk)</b>			
Minnesota Association of Townships	293	8.6%	25
<b>Total for Entity</b>	<b>\$293</b>		<b>\$25</b>
<b>Hudson Township (Douglas)</b>			
Minnesota Association of Townships	620	8.6%	53
<b>Total for Entity</b>	<b>\$620</b>		<b>\$53</b>
<b>Humboldt Township (Clay)</b>			
Minnesota Association of Townships	429	8.6%	37
<b>Total for Entity</b>	<b>\$429</b>		<b>\$37</b>
<b>Hunter Township (Jackson)</b>			
Minnesota Association of Townships	340	8.6%	29
<b>Total for Entity</b>	<b>\$340</b>		<b>\$29</b>
<b>Huntersville Township (Wadena)</b>			
Minnesota Association of Townships	309	8.6%	27
<b>Total for Entity</b>	<b>\$309</b>		<b>\$27</b>

**Table 5**  
**2014 Lobbying Expenditures Paid With Association Dues**  
**Listed by Entity**

<b>Name of Entity (County)</b> <b>Association Name</b>	<b>Total Local Government Dues</b>	<b>Proportion of Dues Used for Lobbying</b>	<b>Total Dues Used for Lobbying</b>
<b>Huntly Township (Marshall)</b>			
Minnesota Association of Townships	295	8.6%	25
<b>Total for Entity</b>	<b>\$295</b>		<b>\$25</b>
<b>Huntsville Township (Polk)</b>			
Minnesota Association of Townships	486	8.6%	42
<b>Total for Entity</b>	<b>\$486</b>		<b>\$42</b>
<b>Huss Township (Roseau)</b>			
Minnesota Association of Townships	309	8.6%	27
<b>Total for Entity</b>	<b>\$309</b>		<b>\$27</b>
<b>Hutchinson Township (McLeod)</b>			
Minnesota Association of Townships	793	8.6%	68
<b>Total for Entity</b>	<b>\$793</b>		<b>\$68</b>
<b>Hyde Park Township (Wabasha)</b>			
Minnesota Association of Townships	430	8.6%	37
<b>Total for Entity</b>	<b>\$430</b>		<b>\$37</b>
<b>I.S.D. # 1 - Aitkin</b>			
Minnesota Rural Education Association	800	37.9%	303
Minnesota School Boards Association	4,462	22.5%	1,004
Range Association of Municipalities and Schools	1,250	30.0%	375
<b>Total for Entity</b>	<b>\$6,512</b>		<b>\$1,682</b>
<b>I.S.D. # 100 - Wrenshall</b>			
Consortium for Legislation for Lake Superior Schools	974	100.0%	974
Minnesota School Boards Association	2,577	22.5%	580
<b>Total for Entity</b>	<b>\$3,551</b>		<b>\$1,554</b>
<b>I.S.D. # 108 - Norwood</b>			
Minnesota School Boards Association	3,994	22.5%	899
<b>Total for Entity</b>	<b>\$3,994</b>		<b>\$899</b>

**Table 5**  
**2014 Lobbying Expenditures Paid With Association Dues**  
**Listed by Entity**

<b>Name of Entity (County)</b> <b>Association Name</b>	<b>Total Local Government Dues</b>	<b>Proportion of Dues Used for Lobbying</b>	<b>Total Dues Used for Lobbying</b>
<b>I.S.D. # 11 - Anoka-Hennepin</b>			
Association of Metropolitan School Districts, Inc.	12,216	70.4%	8,600
Minnesota School Boards Association	15,767	22.5%	3,548
Schools for Equity in Education	18,396	91.8%	16,888
<b>Total for Entity</b>	<b>\$46,379</b>		<b>\$29,036</b>
<b>I.S.D. # 110 - Waconia</b>			
Minnesota School Boards Association	7,810	22.5%	1,757
Schools for Equity in Education	4,657	91.8%	4,275
<b>Total for Entity</b>	<b>\$12,467</b>		<b>\$6,032</b>
<b>I.S.D. # 111 - Watertown-Mayer</b>			
Minnesota School Boards Association	5,212	22.5%	1,173
<b>Total for Entity</b>	<b>\$5,212</b>		<b>\$1,173</b>
<b>I.S.D. # 112 - Eastern Carver County</b>			
Association of Metropolitan School Districts, Inc.	11,612	70.4%	8,175
Minnesota School Boards Association	12,694	22.5%	2,856
<b>Total for Entity</b>	<b>\$24,306</b>		<b>\$11,031</b>
<b>I.S.D. # 113 - Walker-Hackensack-Akeley</b>			
Minnesota School Boards Association	3,545	22.5%	798
<b>Total for Entity</b>	<b>\$3,545</b>		<b>\$798</b>
<b>I.S.D. # 115 - Cass Lake-Bena Schools</b>			
Minnesota School Boards Association	4,166	22.5%	937
<b>Total for Entity</b>	<b>\$4,166</b>		<b>\$937</b>
<b>I.S.D. # 116 - Pillager</b>			
Minnesota Rural Education Association	1,979	37.9%	750
Minnesota School Boards Association	3,741	22.5%	842
<b>Total for Entity</b>	<b>\$5,720</b>		<b>\$1,592</b>
<b>I.S.D. # 118 - Northland Community Schools</b>			
Minnesota Rural Education Association	1,437	37.9%	545
Minnesota School Boards Association	2,643	22.5%	595
<b>Total for Entity</b>	<b>\$4,080</b>		<b>\$1,140</b>

**Table 5**  
**2014 Lobbying Expenditures Paid With Association Dues**  
**Listed by Entity**

Name of Entity (County) Association Name	Total Local Government Dues	Proportion of Dues Used for Lobbying	Total Dues Used for Lobbying
<b>I.S.D. # 12 - Centennial</b>			
Minnesota School Boards Association	10,788	22.5%	2,427
Schools for Equity in Education	7,815	91.8%	7,174
<b>Total for Entity</b>	<b>\$18,603</b>		<b>\$9,601</b>
<b>I.S.D. # 129 - Montevideo</b>			
Minnesota Rural Education Association	2,400	37.9%	910
Minnesota School Boards Association	4,908	22.5%	1,104
<b>Total for Entity</b>	<b>\$7,308</b>		<b>\$2,014</b>
<b>I.S.D. # 13 - Columbia Heights</b>			
Association of Metropolitan School Districts, Inc.	8,217	70.4%	5,785
Minnesota School Boards Association	7,244	22.5%	1,630
<b>Total for Entity</b>	<b>\$15,461</b>		<b>\$7,415</b>
<b>I.S.D. # 138 - North Branch</b>			
Minnesota School Boards Association	7,346	22.5%	1,653
Schools for Equity in Education	3,982	91.8%	3,655
<b>Total for Entity</b>	<b>\$11,328</b>		<b>\$5,308</b>
<b>I.S.D. # 139 - Rush City</b>			
Minnesota School Boards Association	3,816	22.5%	859
Schools for Equity in Education	2,133	91.8%	1,958
<b>Total for Entity</b>	<b>\$5,949</b>		<b>\$2,817</b>
<b>I.S.D. # 14 - Fridley</b>			
Association of Metropolitan School Districts, Inc.	7,673	70.4%	5,402
Minnesota School Boards Association	7,054	22.5%	1,587
Schools for Equity in Education	3,777	91.8%	3,467
<b>Total for Entity</b>	<b>\$18,504</b>		<b>\$10,456</b>
<b>I.S.D. # 146 - Barnesville</b>			
Minnesota Rural Education Association	1,934	37.9%	733
Minnesota School Boards Association	3,735	22.5%	840
<b>Total for Entity</b>	<b>\$5,669</b>		<b>\$1,573</b>

**Table 5**  
**2014 Lobbying Expenditures Paid With Association Dues**  
**Listed by Entity**

Name of Entity (County) Association Name	Total Local Government Dues	Proportion of Dues Used for Lobbying	Total Dues Used for Lobbying
<b>I.S.D. # 15 - Saint Francis</b>			
Minnesota School Boards Association	9,107	22.5%	2,049
Schools for Equity in Education	5,940	91.8%	5,453
<b>Total for Entity</b>	<b>\$15,047</b>		<b>\$7,502</b>
<b>I.S.D. # 150 - Hawley</b>			
Minnesota Rural Education Association	2,067	37.9%	783
Minnesota School Boards Association	3,875	22.5%	872
<b>Total for Entity</b>	<b>\$5,942</b>		<b>\$1,655</b>
<b>I.S.D. # 152 - Moorhead</b>			
Minnesota Rural Education Association	2,400	37.9%	910
Minnesota School Boards Association	9,991	22.5%	2,248
<b>Total for Entity</b>	<b>\$12,391</b>		<b>\$3,158</b>
<b>I.S.D. # 16 - Spring Lake Park</b>			
Association of Metropolitan School Districts, Inc.	8,992	70.4%	6,330
Minnesota School Boards Association	9,717	22.5%	2,186
<b>Total for Entity</b>	<b>\$18,709</b>		<b>\$8,516</b>
<b>I.S.D. # 160 - Minnesota State Academies</b>			
Minnesota Rural Education Association	600	37.9%	227
<b>Total for Entity</b>	<b>\$600</b>		<b>\$227</b>
<b>I.S.D. # 162 - Bagley</b>			
Minnesota Rural Education Association	2,106	37.9%	798
Minnesota School Boards Association	4,016	22.5%	904
<b>Total for Entity</b>	<b>\$6,122</b>		<b>\$1,702</b>
<b>I.S.D. # 166 - Cook County</b>			
Consortium for Legislation for Lake Superior Schools	1,109	100.0%	1,109
Minnesota Rural Education Association	1,528	37.9%	579
Minnesota School Boards Association	2,884	22.5%	649
Range Association of Municipalities and Schools	1,250	30.0%	375
<b>Total for Entity</b>	<b>\$6,771</b>		<b>\$2,712</b>

**Table 5**  
**2014 Lobbying Expenditures Paid With Association Dues**  
**Listed by Entity**

Name of Entity (County) Association Name	Total Local Government Dues	Proportion of Dues Used for Lobbying	Total Dues Used for Lobbying
<b>I.S.D. # 173 - Mountain Lake</b>			
Minnesota Rural Education Association	1,532	37.9%	581
Minnesota School Boards Association	2,940	22.5%	662
<b>Total for Entity</b>	<b>\$4,472</b>		<b>\$1,243</b>
<b>I.S.D. # 177 - Windom</b>			
Minnesota Rural Education Association	2,083	37.9%	789
Minnesota School Boards Association	3,970	22.5%	893
<b>Total for Entity</b>	<b>\$6,053</b>		<b>\$1,682</b>
<b>I.S.D. # 181 - Brainerd</b>			
Minnesota Rural Education Association	2,400	37.9%	910
Minnesota School Boards Association	10,788	22.5%	2,427
<b>Total for Entity</b>	<b>\$13,188</b>		<b>\$3,337</b>
<b>I.S.D. # 182 - Crosby-Ironton</b>			
Minnesota School Boards Association	4,264	22.5%	959
Range Association of Municipalities and Schools	1,250	30.0%	375
<b>Total for Entity</b>	<b>\$5,514</b>		<b>\$1,334</b>
<b>I.S.D. # 186 - Pequot Lakes</b>			
Minnesota Rural Education Association	1,200	37.9%	455
Minnesota School Boards Association	5,248	22.5%	1,181
<b>Total for Entity</b>	<b>\$6,448</b>		<b>\$1,636</b>
<b>I.S.D. # 191 - Burnsville</b>			
Association of Metropolitan School Districts, Inc.	11,852	70.4%	8,344
Minnesota School Boards Association	12,955	22.5%	2,915
<b>Total for Entity</b>	<b>\$24,807</b>		<b>\$11,259</b>
<b>I.S.D. # 192 - Farmington</b>			
Association of Metropolitan School Districts, Inc.	9,954	70.4%	7,008
Minnesota School Boards Association	11,033	22.5%	2,482
<b>Total for Entity</b>	<b>\$20,987</b>		<b>\$9,490</b>

**Table 5**  
**2014 Lobbying Expenditures Paid With Association Dues**  
**Listed by Entity**

<b>Name of Entity (County)</b> <b>Association Name</b>	<b>Total Local Government Dues</b>	<b>Proportion of Dues Used for Lobbying</b>	<b>Total Dues Used for Lobbying</b>
<b>I.S.D. # 194 - Lakeville</b>			
Association of Metropolitan School Districts, Inc.	12,216	70.4%	8,600
Minnesota School Boards Association	13,305	22.5%	2,994
<b>Total for Entity</b>	<b>\$25,521</b>		<b>\$11,594</b>
<b>I.S.D. # 195 - Randolph</b>			
Minnesota School Boards Association	3,134	22.5%	705
<b>Total for Entity</b>	<b>\$3,134</b>		<b>\$705</b>
<b>I.S.D. # 196 - Rosemount-Apple Valley-Eagan</b>			
Association of Metropolitan School Districts, Inc.	12,216	70.4%	8,600
Minnesota School Boards Association	15,767	22.5%	3,548
Schools for Equity in Education	15,682	91.8%	14,396
<b>Total for Entity</b>	<b>\$43,665</b>		<b>\$26,544</b>
<b>I.S.D. # 197 - West Saint Paul-Mendota Heights-Eagan</b>			
Association of Metropolitan School Districts, Inc.	8,863	70.4%	6,240
Minnesota School Boards Association	8,956	22.5%	2,015
<b>Total for Entity</b>	<b>\$17,819</b>		<b>\$8,255</b>
<b>I.S.D. # 199 - Inver Grove Heights Schools</b>			
Association of Metropolitan School Districts, Inc.	8,611	70.4%	6,062
Minnesota School Boards Association	8,025	22.5%	1,806
<b>Total for Entity</b>	<b>\$16,636</b>		<b>\$7,868</b>
<b>I.S.D. # 1S - Minneapolis</b>			
Association of Metropolitan School Districts, Inc.	12,216	70.4%	8,600
Minnesota School Boards Association	15,767	22.5%	3,548
<b>Total for Entity</b>	<b>\$27,983</b>		<b>\$12,148</b>
<b>I.S.D. # 2 - Hill City</b>			
Minnesota Rural Education Association	1,307	37.9%	495
Minnesota School Boards Association	2,448	22.5%	551
<b>Total for Entity</b>	<b>\$3,755</b>		<b>\$1,046</b>

**Table 5**  
**2014 Lobbying Expenditures Paid With Association Dues**  
**Listed by Entity**

Name of Entity (County) Association Name	Total Local Government Dues	Proportion of Dues Used for Lobbying	Total Dues Used for Lobbying
<b>I.S.D. # 200 - Hastings</b>			
Minnesota School Boards Association	8,828	22.5%	1,986
Schools for Equity in Education	2,078	91.8%	1,908
<b>Total for Entity</b>	<b>\$10,906</b>		<b>\$3,894</b>
<b>I.S.D. # 203 - Hayfield</b>			
Minnesota School Boards Association	3,555	22.5%	800
<b>Total for Entity</b>	<b>\$3,555</b>		<b>\$800</b>
<b>I.S.D. # 204 - Kasson-Mantorville</b>			
Minnesota School Boards Association	6,002	22.5%	1,350
Schools for Equity in Education	2,833	91.8%	2,601
<b>Total for Entity</b>	<b>\$8,835</b>		<b>\$3,951</b>
<b>I.S.D. # 206 - Alexandria</b>			
Minnesota Rural Education Association	2,400	37.9%	910
Minnesota School Boards Association	8,150	22.5%	1,834
<b>Total for Entity</b>	<b>\$10,550</b>		<b>\$2,744</b>
<b>I.S.D. # 207 - Brandon</b>			
Minnesota Rural Education Association	1,490	37.9%	565
<b>Total for Entity</b>	<b>\$1,490</b>		<b>\$565</b>
<b>I.S.D. # 2071 - Lake Crystal-Wellcome Memorial</b>			
Minnesota Rural Education Association	1,929	37.9%	731
Minnesota School Boards Association	3,678	22.5%	828
<b>Total for Entity</b>	<b>\$5,607</b>		<b>\$1,559</b>
<b>I.S.D. # 2125 - Triton</b>			
Minnesota School Boards Association	4,364	22.5%	982
<b>Total for Entity</b>	<b>\$4,364</b>		<b>\$982</b>
<b>I.S.D. # 213 - Osakis</b>			
Minnesota Rural Education Association	1,962	37.9%	744
Minnesota School Boards Association	3,747	22.5%	843
<b>Total for Entity</b>	<b>\$5,709</b>		<b>\$1,587</b>



**Table 5**  
**2014 Lobbying Expenditures Paid With Association Dues**  
**Listed by Entity**

<b>Name of Entity (County)</b> <b>Association Name</b>	<b>Total Local Government Dues</b>	<b>Proportion of Dues Used for Lobbying</b>	<b>Total Dues Used for Lobbying</b>
<b>I.S.D. # 2134 - United South Central</b>			
Minnesota Rural Education Association	1,736	37.9%	658
Minnesota School Boards Association	3,260	22.5%	734
<b>Total for Entity</b>	<b>\$4,996</b>		<b>\$1,392</b>
<b>I.S.D. # 2135 - Maple River</b>			
Minnesota Rural Education Association	2,224	37.9%	843
Minnesota School Boards Association	4,049	22.5%	911
<b>Total for Entity</b>	<b>\$6,273</b>		<b>\$1,754</b>
<b>I.S.D. # 2137 - Kingsland</b>			
Minnesota Rural Education Association	1,711	37.9%	648
Minnesota School Boards Association	3,206	22.5%	721
<b>Total for Entity</b>	<b>\$4,917</b>		<b>\$1,369</b>
<b>I.S.D. # 2142 - Saint Louis County</b>			
Minnesota Rural Education Association	2,400	37.9%	910
Minnesota School Boards Association	5,633	22.5%	1,267
Range Association of Municipalities and Schools	1,750	30.0%	525
<b>Total for Entity</b>	<b>\$9,783</b>		<b>\$2,702</b>
<b>I.S.D. # 2143 - Waterville-Elysian-Morristown</b>			
Minnesota School Boards Association	3,728	22.5%	839
<b>Total for Entity</b>	<b>\$3,728</b>		<b>\$839</b>
<b>I.S.D. # 2144 - Chisago Lakes</b>			
Minnesota School Boards Association	7,565	22.5%	1,702
Schools for Equity in Education	4,228	91.8%	3,881
<b>Total for Entity</b>	<b>\$11,793</b>		<b>\$5,583</b>
<b>I.S.D. # 2149 - Minnewaska</b>			
Minnesota Rural Education Association	1,089	37.9%	413
Minnesota School Boards Association	4,083	22.5%	919
<b>Total for Entity</b>	<b>\$5,172</b>		<b>\$1,332</b>

**Table 5**  
**2014 Lobbying Expenditures Paid With Association Dues**  
**Listed by Entity**

<b>Name of Entity (County)</b> <b>Association Name</b>	<b>Total Local Government Dues</b>	<b>Proportion of Dues Used for Lobbying</b>	<b>Total Dues Used for Lobbying</b>
<b>I.S.D. # 2154 - Eveleth-Gilbert</b>			
Minnesota Rural Education Association	1,757	37.9%	666
Minnesota School Boards Association	4,153	22.5%	934
Range Association of Municipalities and Schools	1,500	30.0%	450
<b>Total for Entity</b>	<b>\$7,410</b>		<b>\$2,050</b>
<b>I.S.D. # 2155 - Wadena-Deer Creek</b>			
Minnesota Rural Education Association	1,807	37.9%	685
Minnesota School Boards Association	3,979	22.5%	895
<b>Total for Entity</b>	<b>\$5,786</b>		<b>\$1,580</b>
<b>I.S.D. # 2159 - Buffalo Lake-Hector</b>			
Minnesota Rural Education Association	1,654	37.9%	627
Minnesota School Boards Association	3,100	22.5%	698
<b>Total for Entity</b>	<b>\$4,754</b>		<b>\$1,325</b>
<b>I.S.D. # 2164 - Dilworth-Glyndon-Felton</b>			
Minnesota Rural Education Association	2,400	37.9%	910
Minnesota School Boards Association	5,021	22.5%	1,130
<b>Total for Entity</b>	<b>\$7,421</b>		<b>\$2,040</b>
<b>I.S.D. # 2165 - Hinckley-Finlayson</b>			
Minnesota School Boards Association	3,913	22.5%	880
Schools for Equity in Education	2,133	91.8%	1,958
<b>Total for Entity</b>	<b>\$6,046</b>		<b>\$2,838</b>
<b>I.S.D. # 2167 - Lakeview</b>			
Minnesota Rural Education Association	1,685	37.9%	639
Minnesota School Boards Association	3,182	22.5%	716
<b>Total for Entity</b>	<b>\$4,867</b>		<b>\$1,355</b>
<b>I.S.D. # 2168 - N.R.H.E.G.</b>			
Minnesota Rural Education Association	693	37.9%	263
Minnesota School Boards Association	3,870	22.5%	871
<b>Total for Entity</b>	<b>\$4,563</b>		<b>\$1,134</b>

**Table 5**  
**2014 Lobbying Expenditures Paid With Association Dues**  
**Listed by Entity**

<b>Name of Entity (County)</b> <b>Association Name</b>	<b>Total Local Government Dues</b>	<b>Proportion of Dues Used for Lobbying</b>	<b>Total Dues Used for Lobbying</b>
<b>I.S.D. # 2169 - Murray County Central</b>			
Minnesota Rural Education Association	1,623	37.9%	615
Minnesota School Boards Association	3,460	22.5%	778
<b>Total for Entity</b>	<b>\$5,083</b>		<b>\$1,393</b>
<b>I.S.D. # 2170 - Staples-Motley</b>			
Minnesota Rural Education Association	2,383	37.9%	903
Minnesota School Boards Association	4,316	22.5%	971
<b>Total for Entity</b>	<b>\$6,699</b>		<b>\$1,874</b>
<b>I.S.D. # 2171 - Kittson Central</b>			
Minnesota Rural Education Association	1,327	37.9%	503
Minnesota School Boards Association	2,482	22.5%	558
<b>Total for Entity</b>	<b>\$3,809</b>		<b>\$1,061</b>
<b>I.S.D. # 2172 - Kenyon-Wanamingo</b>			
Minnesota School Boards Association	3,701	22.5%	833
<b>Total for Entity</b>	<b>\$3,701</b>		<b>\$833</b>
<b>I.S.D. # 2174 - Pine River-Backus</b>			
Minnesota Rural Education Association	2,064	37.9%	782
Minnesota School Boards Association	3,767	22.5%	848
Schools for Equity in Education	2,133	91.8%	1,958
<b>Total for Entity</b>	<b>\$7,964</b>		<b>\$3,588</b>
<b>I.S.D. # 2176 - Warren-Alvarado-Oslo</b>			
Minnesota Rural Education Association	1,489	37.9%	564
Minnesota School Boards Association	2,791	22.5%	628
<b>Total for Entity</b>	<b>\$4,280</b>		<b>\$1,192</b>
<b>I.S.D. # 2180 - M.A.C.C.R.A.Y.</b>			
Minnesota Rural Education Association	1,769	37.9%	670
Minnesota School Boards Association	3,327	22.5%	749
<b>Total for Entity</b>	<b>\$5,096</b>		<b>\$1,419</b>

**Table 5**  
**2014 Lobbying Expenditures Paid With Association Dues**  
**Listed by Entity**

Name of Entity (County) Association Name	Total Local Government Dues	Proportion of Dues Used for Lobbying	Total Dues Used for Lobbying
<b>I.S.D. # 2184 - Luverne</b>			
Minnesota Rural Education Association	2,393	37.9%	907
Minnesota School Boards Association	4,334	22.5%	975
<b>Total for Entity</b>	<b>\$6,727</b>		<b>\$1,882</b>
<b>I.S.D. # 2190 - Yellow Medicine East</b>			
Minnesota Rural Education Association	1,936	37.9%	734
Minnesota School Boards Association	3,644	22.5%	820
<b>Total for Entity</b>	<b>\$5,580</b>		<b>\$1,554</b>
<b>I.S.D. # 2198 - Fillmore Central</b>			
Minnesota Rural Education Association	1,633	37.9%	619
Minnesota School Boards Association	3,099	22.5%	697
<b>Total for Entity</b>	<b>\$4,732</b>		<b>\$1,316</b>
<b>I.S.D. # 22 - Detroit Lakes</b>			
Minnesota Rural Education Association	2,400	37.9%	910
Minnesota School Boards Association	7,000	22.5%	1,575
<b>Total for Entity</b>	<b>\$9,400</b>		<b>\$2,485</b>
<b>I.S.D. # 2215 - Norman County East</b>			
Minnesota Rural Education Association	1,351	37.9%	512
Minnesota School Boards Association	2,525	22.5%	568
<b>Total for Entity</b>	<b>\$3,876</b>		<b>\$1,080</b>
<b>I.S.D. # 227 - Chatfield</b>			
Minnesota Rural Education Association	2,002	37.9%	759
Minnesota School Boards Association	3,800	22.5%	855
<b>Total for Entity</b>	<b>\$5,802</b>		<b>\$1,614</b>
<b>I.S.D. # 229 - Lanesboro</b>			
Minnesota School Boards Association	2,601	22.5%	585
<b>Total for Entity</b>	<b>\$2,601</b>		<b>\$585</b>
<b>I.S.D. # 23 - Frazee-Vergas</b>			
Minnesota Rural Education Association	2,018	37.9%	765
Minnesota School Boards Association	3,810	22.5%	857
<b>Total for Entity</b>	<b>\$5,828</b>		<b>\$1,622</b>

**Table 5**  
**2014 Lobbying Expenditures Paid With Association Dues**  
**Listed by Entity**

Name of Entity (County) Association Name	Total Local Government Dues	Proportion of Dues Used for Lobbying	Total Dues Used for Lobbying
<b>I.S.D. # 2310 - Sibley East</b>			
Minnesota School Boards Association	4,415	22.5%	993
<b>Total for Entity</b>	<b>\$4,415</b>		<b>\$993</b>
<b>I.S.D. # 2311 - Clearbrook-Gonvick</b>			
Minnesota Rural Education Association	1,555	37.9%	589
Minnesota School Boards Association	2,806	22.5%	631
<b>Total for Entity</b>	<b>\$4,361</b>		<b>\$1,220</b>
<b>I.S.D. # 2342 - West Central Area</b>			
Minnesota Rural Education Association	1,823	37.9%	691
Minnesota School Boards Association	3,439	22.5%	774
<b>Total for Entity</b>	<b>\$5,262</b>		<b>\$1,465</b>
<b>I.S.D. # 2358 - Tri-County</b>			
Minnesota Rural Education Association	1,269	37.9%	481
Minnesota School Boards Association	2,302	22.5%	518
<b>Total for Entity</b>	<b>\$3,571</b>		<b>\$999</b>
<b>I.S.D. # 2364 - Belgrade-Brooten-Elrosa</b>			
Minnesota Rural Education Association	1,307	37.9%	495
Minnesota School Boards Association	3,322	22.5%	747
<b>Total for Entity</b>	<b>\$4,629</b>		<b>\$1,242</b>
<b>I.S.D. # 2365 - G.F.W.</b>			
Minnesota School Boards Association	3,639	22.5%	819
<b>Total for Entity</b>	<b>\$3,639</b>		<b>\$819</b>
<b>I.S.D. # 238 - Mabel-Canton</b>			
Minnesota Rural Education Association	1,291	37.9%	489
Minnesota School Boards Association	2,403	22.5%	541
<b>Total for Entity</b>	<b>\$3,694</b>		<b>\$1,030</b>
<b>I.S.D. # 239 - Rushford-Peterson</b>			
Minnesota Rural Education Association	1,750	37.9%	663
Minnesota School Boards Association	3,316	22.5%	746
<b>Total for Entity</b>	<b>\$5,066</b>		<b>\$1,409</b>

**Table 5**  
**2014 Lobbying Expenditures Paid With Association Dues**  
**Listed by Entity**

Name of Entity (County) Association Name	Total Local Government Dues	Proportion of Dues Used for Lobbying	Total Dues Used for Lobbying
<b>I.S.D. # 2396 - A.C.G.C.</b>			
Minnesota School Boards Association	3,564	22.5%	802
<b>Total for Entity</b>	<b>\$3,564</b>		<b>\$802</b>
<b>I.S.D. # 2397 - Le Sueur-Henderson</b>			
Minnesota School Boards Association	4,133	22.5%	930
<b>Total for Entity</b>	<b>\$4,133</b>		<b>\$930</b>
<b>I.S.D. # 241 - Albert Lea</b>			
Minnesota School Boards Association	7,467	22.5%	1,680
Schools for Equity in Education	4,118	91.8%	3,780
<b>Total for Entity</b>	<b>\$11,585</b>		<b>\$5,460</b>
<b>I.S.D. # 242 - Alden-Conger</b>			
Minnesota School Boards Association	2,956	22.5%	665
<b>Total for Entity</b>	<b>\$2,956</b>		<b>\$665</b>
<b>I.S.D. # 2448 - Martin County West</b>			
Minnesota School Boards Association	3,529	22.5%	794
<b>Total for Entity</b>	<b>\$3,529</b>		<b>\$794</b>
<b>I.S.D. # 25 - Pine Point</b>			
Minnesota Rural Education Association	888	37.9%	337
Minnesota School Boards Association	1,945	22.5%	438
<b>Total for Entity</b>	<b>\$2,833</b>		<b>\$775</b>
<b>I.S.D. # 252 - Cannon Falls</b>			
Minnesota School Boards Association	4,336	22.5%	976
Schools for Equity in Education	2,185	91.8%	2,006
<b>Total for Entity</b>	<b>\$6,521</b>		<b>\$2,982</b>
<b>I.S.D. # 2527 - Norman County West</b>			
Minnesota Rural Education Association	1,313	37.9%	498
Minnesota School Boards Association	2,472	22.5%	556
<b>Total for Entity</b>	<b>\$3,785</b>		<b>\$1,054</b>

**Table 5**  
**2014 Lobbying Expenditures Paid With Association Dues**  
**Listed by Entity**

Name of Entity (County) Association Name	Total Local Government Dues	Proportion of Dues Used for Lobbying	Total Dues Used for Lobbying
<b>I.S.D. # 253 - Goodhue</b>			
Minnesota Rural Education Association	1,746	37.9%	662
Minnesota School Boards Association	3,298	22.5%	742
<b>Total for Entity</b>	<b>\$5,044</b>		<b>\$1,404</b>
<b>I.S.D. # 2534 - Bird Island-Olivia-Lake Lillian</b>			
Minnesota Rural Education Association	1,768	37.9%	670
Minnesota School Boards Association	3,385	22.5%	762
<b>Total for Entity</b>	<b>\$5,153</b>		<b>\$1,432</b>
<b>I.S.D. # 2536 - Granada Huntley-East Chain</b>			
Minnesota School Boards Association	2,296	22.5%	517
<b>Total for Entity</b>	<b>\$2,296</b>		<b>\$517</b>
<b>I.S.D. # 255 - Pine Island</b>			
Minnesota School Boards Association	4,334	22.5%	975
<b>Total for Entity</b>	<b>\$4,334</b>		<b>\$975</b>
<b>I.S.D. # 256 - Red Wing</b>			
Minnesota School Boards Association	6,914	22.5%	1,556
<b>Total for Entity</b>	<b>\$6,914</b>		<b>\$1,556</b>
<b>I.S.D. # 2580 - East Central</b>			
Minnesota School Boards Association	3,530	22.5%	794
Schools for Equity in Education	2,087	91.8%	1,916
<b>Total for Entity</b>	<b>\$5,617</b>		<b>\$2,710</b>
<b>I.S.D. # 2609 - Win-E-Mac</b>			
Minnesota Rural Education Association	1,492	37.9%	565
Minnesota School Boards Association	2,802	22.5%	630
<b>Total for Entity</b>	<b>\$4,294</b>		<b>\$1,195</b>
<b>I.S.D. # 261 - Ashby</b>			
Minnesota Rural Education Association	1,281	37.9%	485
Minnesota School Boards Association	2,377	22.5%	535
<b>Total for Entity</b>	<b>\$3,658</b>		<b>\$1,020</b>

**Table 5**  
**2014 Lobbying Expenditures Paid With Association Dues**  
**Listed by Entity**

<b>Name of Entity (County)</b> <b>Association Name</b>	<b>Total Local Government Dues</b>	<b>Proportion of Dues Used for Lobbying</b>	<b>Total Dues Used for Lobbying</b>
<b>I.S.D. # 264 - Herman-Norcross</b>			
Minnesota Rural Education Association	1,110	37.9%	421
Minnesota School Boards Association	2,025	22.5%	456
<b>Total for Entity</b>	<b>\$3,135</b>		<b>\$877</b>
<b>I.S.D. # 2683 - Greenbush-Middle River</b>			
Minnesota Rural Education Association	1,231	37.9%	467
Minnesota School Boards Association	2,860	22.5%	644
<b>Total for Entity</b>	<b>\$4,091</b>		<b>\$1,111</b>
<b>I.S.D. # 2687 - Howard Lake-Waverly-Winsted</b>			
Minnesota School Boards Association	4,203	22.5%	946
Schools for Equity in Education	2,185	91.8%	2,006
<b>Total for Entity</b>	<b>\$6,388</b>		<b>\$2,952</b>
<b>I.S.D. # 2689 - Pipestone Area Schools</b>			
Minnesota Rural Education Association	2,237	37.9%	848
Minnesota School Boards Association	4,254	22.5%	957
<b>Total for Entity</b>	<b>\$6,491</b>		<b>\$1,805</b>
<b>I.S.D. # 270 - Hopkins</b>			
Association of Metropolitan School Districts, Inc.	10,106	70.4%	7,115
Minnesota School Boards Association	11,225	22.5%	2,526
<b>Total for Entity</b>	<b>\$21,331</b>		<b>\$9,641</b>
<b>I.S.D. # 271 - Bloomington</b>			
Association of Metropolitan School Districts, Inc.	11,988	70.4%	8,440
Minnesota School Boards Association	13,192	22.5%	2,968
<b>Total for Entity</b>	<b>\$25,180</b>		<b>\$11,408</b>
<b>I.S.D. # 2711 - Mesabi East</b>			
Minnesota Rural Education Association	1,015	37.9%	385
Minnesota School Boards Association	3,855	22.5%	867
Range Association of Municipalities and Schools	1,500	30.0%	450
<b>Total for Entity</b>	<b>\$6,370</b>		<b>\$1,702</b>



**Table 5**  
**2014 Lobbying Expenditures Paid With Association Dues**  
**Listed by Entity**

Name of Entity (County) Association Name	Total Local Government Dues	Proportion of Dues Used for Lobbying	Total Dues Used for Lobbying
<b>I.S.D. # 272 - Eden Prairie</b>			
Association of Metropolitan School Districts, Inc.	11,434	70.4%	8,050
Minnesota School Boards Association	12,777	22.5%	2,875
<b>Total for Entity</b>	<b>\$24,211</b>		<b>\$10,925</b>
<b>I.S.D. # 273 - Edina</b>			
Association of Metropolitan School Districts, Inc.	10,308	70.4%	7,257
Minnesota School Boards Association	12,131	22.5%	2,729
<b>Total for Entity</b>	<b>\$22,439</b>		<b>\$9,986</b>
<b>I.S.D. # 2752 - Fairmont Area Schools</b>			
Minnesota Rural Education Association	2,400	37.9%	910
Minnesota School Boards Association	5,437	22.5%	1,223
<b>Total for Entity</b>	<b>\$7,837</b>		<b>\$2,133</b>
<b>I.S.D. # 2753 - Long Prairie-Grey Eagle</b>			
Minnesota School Boards Association	3,883	22.5%	874
<b>Total for Entity</b>	<b>\$3,883</b>		<b>\$874</b>
<b>I.S.D. # 2754 - Cedar Mountain</b>			
Minnesota Rural Education Association	1,581	37.9%	599
Minnesota School Boards Association	2,999	22.5%	675
<b>Total for Entity</b>	<b>\$4,580</b>		<b>\$1,274</b>
<b>I.S.D. # 2759 - Eagle Valley Public Schools</b>			
Minnesota Rural Education Association	1,294	37.9%	490
Minnesota School Boards Association	2,437	22.5%	548
<b>Total for Entity</b>	<b>\$3,731</b>		<b>\$1,038</b>
<b>I.S.D. # 276 - Minnetonka</b>			
Association of Metropolitan School Districts, Inc.	10,325	70.4%	7,269
Minnesota School Boards Association	12,880	22.5%	2,898
<b>Total for Entity</b>	<b>\$23,205</b>		<b>\$10,167</b>
<b>I.S.D. # 277 - Westonka</b>			
Minnesota School Boards Association	6,231	22.5%	1,402
<b>Total for Entity</b>	<b>\$6,231</b>		<b>\$1,402</b>

**Table 5**  
**2014 Lobbying Expenditures Paid With Association Dues**  
**Listed by Entity**

Name of Entity (County) Association Name	Total Local Government Dues	Proportion of Dues Used for Lobbying	Total Dues Used for Lobbying
<b>I.S.D. # 278 - Orono</b>			
Association of Metropolitan School Districts, Inc.	7,538	70.4%	5,307
Minnesota School Boards Association	6,870	22.5%	1,546
<b>Total for Entity</b>	<b>\$14,408</b>		<b>\$6,853</b>
<b>I.S.D. # 279 - Osseo</b>			
Association of Metropolitan School Districts, Inc.	12,216	70.4%	8,600
Minnesota School Boards Association	15,767	22.5%	3,548
<b>Total for Entity</b>	<b>\$27,983</b>		<b>\$12,148</b>
<b>I.S.D. # 280 - Richfield</b>			
Association of Metropolitan School Districts, Inc.	8,915	70.4%	6,276
Minnesota School Boards Association	8,637	22.5%	1,943
<b>Total for Entity</b>	<b>\$17,552</b>		<b>\$8,219</b>
<b>I.S.D. # 2805 - Zumbrota-Mazeppa</b>			
Minnesota School Boards Association	4,152	22.5%	934
<b>Total for Entity</b>	<b>\$4,152</b>		<b>\$934</b>
<b>I.S.D. # 281 - Robbinsdale</b>			
Association of Metropolitan School Districts, Inc.	12,216	70.4%	8,600
Minnesota School Boards Association	13,681	22.5%	3,078
<b>Total for Entity</b>	<b>\$25,897</b>		<b>\$11,678</b>
<b>I.S.D. # 282 - Saint Anthony-New Brighton</b>			
Association of Metropolitan School Districts, Inc.	6,939	70.4%	4,885
Minnesota School Boards Association	5,474	22.5%	1,232
<b>Total for Entity</b>	<b>\$12,413</b>		<b>\$6,117</b>
<b>I.S.D. # 283 - Saint Louis Park</b>			
Association of Metropolitan School Districts, Inc.	8,674	70.4%	6,106
Minnesota School Boards Association	8,752	22.5%	1,969
<b>Total for Entity</b>	<b>\$17,426</b>		<b>\$8,075</b>
<b>I.S.D. # 2835 - Janesville-Waldorf-Pemberton</b>			
Minnesota School Boards Association	3,177	22.5%	715
<b>Total for Entity</b>	<b>\$3,177</b>		<b>\$715</b>

**Table 5**  
**2014 Lobbying Expenditures Paid With Association Dues**  
**Listed by Entity**

Name of Entity (County) Association Name	Total Local Government Dues	Proportion of Dues Used for Lobbying	Total Dues Used for Lobbying
<b>I.S.D. # 284 - Wayzata</b>			
Association of Metropolitan School Districts, Inc.	11,767	70.4%	8,284
Minnesota School Boards Association	13,276	22.5%	2,987
<b>Total for Entity</b>	<b>\$25,043</b>		<b>\$11,271</b>
<b>I.S.D. # 2853 - Lac Qui Parle Valley</b>			
Minnesota Rural Education Association	1,912	37.9%	725
Minnesota School Boards Association	3,626	22.5%	816
<b>Total for Entity</b>	<b>\$5,538</b>		<b>\$1,541</b>
<b>I.S.D. # 2854 - Ada-Borup</b>			
Minnesota Rural Education Association	1,605	37.9%	608
Minnesota School Boards Association	2,957	22.5%	665
<b>Total for Entity</b>	<b>\$4,562</b>		<b>\$1,273</b>
<b>I.S.D. # 2856 - Stephen-Argyle Central Schools</b>			
Minnesota Rural Education Association	1,383	37.9%	524
Minnesota School Boards Association	2,563	22.5%	577
<b>Total for Entity</b>	<b>\$3,946</b>		<b>\$1,101</b>
<b>I.S.D. # 2859 - Glencoe-Silver Lake</b>			
Minnesota School Boards Association	5,275	22.5%	1,187
<b>Total for Entity</b>	<b>\$5,275</b>		<b>\$1,187</b>
<b>I.S.D. # 286 - Brooklyn Center</b>			
Association of Metropolitan School Districts, Inc.	7,148	70.4%	5,032
Minnesota School Boards Association	6,163	22.5%	1,387
<b>Total for Entity</b>	<b>\$13,311</b>		<b>\$6,419</b>
<b>I.S.D. # 2860 - Blue Earth Area Public Schools</b>			
Minnesota Rural Education Association	1,200	37.9%	455
Minnesota School Boards Association	4,426	22.5%	996
<b>Total for Entity</b>	<b>\$5,626</b>		<b>\$1,451</b>
<b>I.S.D. # 2884 - Red Rock Central</b>			
Minnesota Rural Education Association	1,462	37.9%	554
Minnesota School Boards Association	2,786	22.5%	627
<b>Total for Entity</b>	<b>\$4,248</b>		<b>\$1,181</b>

**Table 5**  
**2014 Lobbying Expenditures Paid With Association Dues**  
**Listed by Entity**

Name of Entity (County) Association Name	Total Local Government Dues	Proportion of Dues Used for Lobbying	Total Dues Used for Lobbying
<b>I.S.D. # 2886 - Glenville-Emmons</b>			
Minnesota Rural Education Association	1,185	37.9%	449
Minnesota School Boards Association	2,660	22.5%	598
<b>Total for Entity</b>	<b>\$3,845</b>		<b>\$1,047</b>
<b>I.S.D. # 2888 - Clinton-Graceville-Beardsley</b>			
Minnesota Rural Education Association	1,411	37.9%	535
Minnesota School Boards Association	2,642	22.5%	594
<b>Total for Entity</b>	<b>\$4,053</b>		<b>\$1,129</b>
<b>I.S.D. # 2889 - Lake Park Audubon District</b>			
Minnesota Rural Education Association	1,718	37.9%	651
Minnesota School Boards Association	3,364	22.5%	757
<b>Total for Entity</b>	<b>\$5,082</b>		<b>\$1,408</b>
<b>I.S.D. # 2890 - Renville County West</b>			
Minnesota Rural Education Association	1,581	37.9%	599
Minnesota School Boards Association	2,973	22.5%	669
<b>Total for Entity</b>	<b>\$4,554</b>		<b>\$1,268</b>
<b>I.S.D. # 2895 - Jackson County Central</b>			
Minnesota Rural Education Association	2,371	37.9%	899
Minnesota School Boards Association	4,411	22.5%	992
<b>Total for Entity</b>	<b>\$6,782</b>		<b>\$1,891</b>
<b>I.S.D. # 2897 - Redwood Area Schools</b>			
Minnesota Rural Education Association	2,297	37.9%	871
Minnesota School Boards Association	4,180	22.5%	940
<b>Total for Entity</b>	<b>\$6,477</b>		<b>\$1,811</b>
<b>I.S.D. # 2898 - Westbrook-Walnut Grove Schools</b>			
Minnesota Rural Education Association	1,515	37.9%	574
Minnesota School Boards Association	2,810	22.5%	632
<b>Total for Entity</b>	<b>\$4,325</b>		<b>\$1,206</b>

**Table 5**  
**2014 Lobbying Expenditures Paid With Association Dues**  
**Listed by Entity**

Name of Entity (County) Association Name	Total Local Government Dues	Proportion of Dues Used for Lobbying	Total Dues Used for Lobbying
<b>I.S.D. # 2899 - Plainview-Elgin-Millville</b>			
Minnesota Rural Education Association	2,400	37.9%	910
Minnesota School Boards Association	5,020	22.5%	1,130
<b>Total for Entity</b>	<b>\$7,420</b>		<b>\$2,040</b>
<b>I.S.D. # 2902 - RTR Public Schools</b>			
Minnesota Rural Education Association	1,344	37.9%	509
Minnesota School Boards Association	3,074	22.5%	692
<b>Total for Entity</b>	<b>\$4,418</b>		<b>\$1,201</b>
<b>I.S.D. # 2903 - Ortonville</b>			
Minnesota Rural Education Association	1,552	37.9%	588
Minnesota School Boards Association	2,931	22.5%	659
<b>Total for Entity</b>	<b>\$4,483</b>		<b>\$1,247</b>
<b>I.S.D. # 2904 - Tracy Public Schools</b>			
Minnesota School Boards Association	3,519	22.5%	792
<b>Total for Entity</b>	<b>\$3,519</b>		<b>\$792</b>
<b>I.S.D. # 2905 - Tri-City United</b>			
Minnesota School Boards Association	5,518	22.5%	1,242
Schools for Equity in Education	955	91.8%	877
<b>Total for Entity</b>	<b>\$6,473</b>		<b>\$2,119</b>
<b>I.S.D. # 2906 - Red Lake County Central</b>			
Minnesota School Boards Association	2,699	22.5%	607
<b>Total for Entity</b>	<b>\$2,699</b>		<b>\$607</b>
<b>I.S.D. # 2907 - Round Lake-Brewster</b>			
Minnesota School Boards Association	2,362	22.5%	531
<b>Total for Entity</b>	<b>\$2,362</b>		<b>\$531</b>
<b>I.S.D. # 2908 - Brandon-Evansville</b>			
Minnesota School Boards Association	2,849	22.5%	641
<b>Total for Entity</b>	<b>\$2,849</b>		<b>\$641</b>

**Table 5**  
**2014 Lobbying Expenditures Paid With Association Dues**  
**Listed by Entity**

Name of Entity (County) Association Name	Total Local Government Dues	Proportion of Dues Used for Lobbying	Total Dues Used for Lobbying
<b>I.S.D. # 294 - Houston</b>			
Minnesota Rural Education Association	2,400	37.9%	910
Minnesota School Boards Association	6,558	22.5%	1,476
<b>Total for Entity</b>	<b>\$8,958</b>		<b>\$2,386</b>
<b>I.S.D. # 297 - Spring Grove</b>			
Minnesota Rural Education Association	1,358	37.9%	515
Minnesota School Boards Association	2,591	22.5%	583
<b>Total for Entity</b>	<b>\$3,949</b>		<b>\$1,098</b>
<b>I.S.D. # 299 - Caledonia</b>			
Minnesota Rural Education Association	1,801	37.9%	683
Minnesota School Boards Association	3,379	22.5%	760
<b>Total for Entity</b>	<b>\$5,180</b>		<b>\$1,443</b>
<b>I.S.D. # 300 - La Crescent-Hokah</b>			
Minnesota School Boards Association	4,436	22.5%	998
Schools for Equity in Education	2,185	91.8%	2,006
<b>Total for Entity</b>	<b>\$6,621</b>		<b>\$3,004</b>
<b>I.S.D. # 306 - Laporte</b>			
Minnesota Rural Education Association	1,309	37.9%	496
Minnesota School Boards Association	2,437	22.5%	548
<b>Total for Entity</b>	<b>\$3,746</b>		<b>\$1,044</b>
<b>I.S.D. # 308 - Nevis</b>			
Minnesota Rural Education Association	1,610	37.9%	610
Minnesota School Boards Association	3,079	22.5%	693
<b>Total for Entity</b>	<b>\$4,689</b>		<b>\$1,303</b>
<b>I.S.D. # 309 - Park Rapids</b>			
Minnesota Rural Education Association	2,400	37.9%	910
Minnesota School Boards Association	5,084	22.5%	1,144
<b>Total for Entity</b>	<b>\$7,484</b>		<b>\$2,054</b>

**Table 5**  
**2014 Lobbying Expenditures Paid With Association Dues**  
**Listed by Entity**

Name of Entity (County) Association Name	Total Local Government Dues	Proportion of Dues Used for Lobbying	Total Dues Used for Lobbying
<b>I.S.D. # 31 - Bemidji</b>			
Minnesota Rural Education Association	2,400	37.9%	910
Minnesota School Boards Association	9,446	22.5%	2,125
<b>Total for Entity</b>	<b>\$11,846</b>		<b>\$3,035</b>
<b>I.S.D. # 314 - Braham</b>			
Minnesota School Boards Association	3,679	22.5%	828
Schools for Equity in Education	2,129	91.8%	1,954
<b>Total for Entity</b>	<b>\$5,808</b>		<b>\$2,782</b>
<b>I.S.D. # 316 - Greenway</b>			
Minnesota Rural Education Association	1,978	37.9%	750
Minnesota School Boards Association	4,102	22.5%	923
Range Association of Municipalities and Schools	1,250	30.0%	375
<b>Total for Entity</b>	<b>\$7,330</b>		<b>\$2,048</b>
<b>I.S.D. # 317 - Deer River</b>			
Minnesota Rural Education Association	1,975	37.9%	749
Minnesota School Boards Association	3,787	22.5%	852
<b>Total for Entity</b>	<b>\$5,762</b>		<b>\$1,601</b>
<b>I.S.D. # 318 - Grand Rapids</b>			
Minnesota Rural Education Association	2,400	37.9%	910
Minnesota School Boards Association	8,109	22.5%	1,825
Range Association of Municipalities and Schools	1,750	30.0%	525
<b>Total for Entity</b>	<b>\$12,259</b>		<b>\$3,260</b>
<b>I.S.D. # 319 - Nashwauk-Keewatin</b>			
Minnesota Rural Education Association	1,400	37.9%	531
Minnesota School Boards Association	3,097	22.5%	697
Range Association of Municipalities and Schools	1,250	30.0%	375
<b>Total for Entity</b>	<b>\$5,747</b>		<b>\$1,603</b>
<b>I.S.D. # 32 - Blackduck</b>			
Minnesota Rural Education Association	853	37.9%	323
Minnesota School Boards Association	3,185	22.5%	717
<b>Total for Entity</b>	<b>\$4,038</b>		<b>\$1,040</b>

**Table 5**  
**2014 Lobbying Expenditures Paid With Association Dues**  
**Listed by Entity**

Name of Entity (County) Association Name	Total Local Government Dues	Proportion of Dues Used for Lobbying	Total Dues Used for Lobbying
<b>I.S.D. # 330 - Heron Lake-Okabena</b>			
Minnesota Rural Education Association	1,342	37.9%	509
Minnesota School Boards Association	2,608	22.5%	587
<b>Total for Entity</b>	<b>\$3,950</b>		<b>\$1,096</b>
<b>I.S.D. # 332 - Mora</b>			
Minnesota School Boards Association	5,471	22.5%	1,231
Schools for Equity in Education	2,386	91.8%	2,190
<b>Total for Entity</b>	<b>\$7,857</b>		<b>\$3,421</b>
<b>I.S.D. # 333 - Ogilvie</b>			
Minnesota Rural Education Association	1,480	37.9%	561
Minnesota School Boards Association	3,068	22.5%	690
<b>Total for Entity</b>	<b>\$4,548</b>		<b>\$1,251</b>
<b>I.S.D. # 345 - New London-Spicer</b>			
Minnesota School Boards Association	4,677	22.5%	1,052
Schools for Equity in Education	2,294	91.8%	2,106
<b>Total for Entity</b>	<b>\$6,971</b>		<b>\$3,158</b>
<b>I.S.D. # 347 - Willmar</b>			
Minnesota Rural Education Association	2,400	37.9%	910
Minnesota School Boards Association	8,343	22.5%	1,877
<b>Total for Entity</b>	<b>\$10,743</b>		<b>\$2,787</b>
<b>I.S.D. # 356 - Lancaster</b>			
Minnesota Rural Education Association	1,181	37.9%	448
Minnesota School Boards Association	2,182	22.5%	491
<b>Total for Entity</b>	<b>\$3,363</b>		<b>\$939</b>
<b>I.S.D. # 36 - Kelliher</b>			
Minnesota Rural Education Association	1,298	37.9%	492
Minnesota School Boards Association	2,388	22.5%	537
<b>Total for Entity</b>	<b>\$3,686</b>		<b>\$1,029</b>



**Table 5**  
**2014 Lobbying Expenditures Paid With Association Dues**  
**Listed by Entity**

<b>Name of Entity (County)</b> <b>Association Name</b>	<b>Total Local Government Dues</b>	<b>Proportion of Dues Used for Lobbying</b>	<b>Total Dues Used for Lobbying</b>
<b>I.S.D. # 361 - International Falls</b>			
Minnesota Rural Education Association	2,359	37.9%	894
Minnesota School Boards Association	4,309	22.5%	970
<b>Total for Entity</b>	<b>\$6,668</b>		<b>\$1,864</b>
<b>I.S.D. # 362 - Littlefork-Big Falls</b>			
Minnesota School Boards Association	2,517	22.5%	566
<b>Total for Entity</b>	<b>\$2,517</b>		<b>\$566</b>
<b>I.S.D. # 363 - South Koochiching</b>			
Minnesota Rural Education Association	1,419	37.9%	538
Minnesota School Boards Association	2,644	22.5%	595
<b>Total for Entity</b>	<b>\$4,063</b>		<b>\$1,133</b>
<b>I.S.D. # 378 - Dawson-Boyd</b>			
Minnesota School Boards Association	2,963	22.5%	667
<b>Total for Entity</b>	<b>\$2,963</b>		<b>\$667</b>
<b>I.S.D. # 38 - Red Lake</b>			
Minnesota Rural Education Association	2,400	37.9%	910
Minnesota School Boards Association	4,604	22.5%	1,036
<b>Total for Entity</b>	<b>\$7,004</b>		<b>\$1,946</b>
<b>I.S.D. # 381 - Lake Superior</b>			
Consortium for Legislation for Lake Superior Schools	2,042	100.0%	2,042
Minnesota School Boards Association	4,669	22.5%	1,051
Range Association of Municipalities and Schools	1,750	30.0%	525
<b>Total for Entity</b>	<b>\$8,461</b>		<b>\$3,618</b>
<b>I.S.D. # 390 - Lake of the Woods</b>			
Minnesota Rural Education Association	1,560	37.9%	591
Minnesota School Boards Association	2,919	22.5%	657
<b>Total for Entity</b>	<b>\$4,479</b>		<b>\$1,248</b>
<b>I.S.D. # 391 - Cleveland Public School</b>			
Minnesota School Boards Association	2,835	22.5%	638
<b>Total for Entity</b>	<b>\$2,835</b>		<b>\$638</b>

**Table 5**  
**2014 Lobbying Expenditures Paid With Association Dues**  
**Listed by Entity**

Name of Entity (County) Association Name	Total Local Government Dues	Proportion of Dues Used for Lobbying	Total Dues Used for Lobbying
<b>I.S.D. # 4 - McGregor</b>			
Consortium for Legislation for Lake Superior Schools	1,051	100.0%	1,051
Minnesota School Boards Association	2,761	22.5%	621
<b>Total for Entity</b>	<b>\$3,812</b>		<b>\$1,672</b>
<b>I.S.D. # 402 - Hendricks</b>			
Minnesota Rural Education Association	862	37.9%	327
Minnesota School Boards Association	2,023	22.5%	455
<b>Total for Entity</b>	<b>\$2,885</b>		<b>\$782</b>
<b>I.S.D. # 403 - Ivanhoe</b>			
Minnesota Rural Education Association	974	37.9%	369
Minnesota School Boards Association	2,263	22.5%	509
<b>Total for Entity</b>	<b>\$3,237</b>		<b>\$878</b>
<b>I.S.D. # 404 - Lake Benton</b>			
Minnesota Rural Education Association	1,174	37.9%	445
Minnesota School Boards Association	2,190	22.5%	493
<b>Total for Entity</b>	<b>\$3,364</b>		<b>\$938</b>
<b>I.S.D. # 413 - Marshall</b>			
Minnesota Rural Education Association	2,400	37.9%	910
Minnesota School Boards Association	6,120	22.5%	1,377
<b>Total for Entity</b>	<b>\$8,520</b>		<b>\$2,287</b>
<b>I.S.D. # 414 - Minneota</b>			
Minnesota Rural Education Association	1,263	37.9%	479
Minnesota School Boards Association	2,822	22.5%	635
<b>Total for Entity</b>	<b>\$4,085</b>		<b>\$1,114</b>
<b>I.S.D. # 417 - Tracy</b>			
Minnesota Rural Education Association	1,603	37.9%	608
<b>Total for Entity</b>	<b>\$1,603</b>		<b>\$608</b>
<b>I.S.D. # 423 - Hutchinson</b>			
Minnesota School Boards Association	7,051	22.5%	1,586
Schools for Equity in Education	3,807	91.8%	3,495
<b>Total for Entity</b>	<b>\$10,858</b>		<b>\$5,081</b>

**Table 5**  
**2014 Lobbying Expenditures Paid With Association Dues**  
**Listed by Entity**

Name of Entity (County) Association Name	Total Local Government Dues	Proportion of Dues Used for Lobbying	Total Dues Used for Lobbying
<b>I.S.D. # 424 - Lester Prairie</b>			
Minnesota School Boards Association	2,785	22.5%	627
<b>Total for Entity</b>	<b>\$2,785</b>		<b>\$627</b>
<b>I.S.D. # 432 - Mahnomens</b>			
Minnesota Rural Education Association	1,709	37.9%	648
Minnesota School Boards Association	3,151	22.5%	709
<b>Total for Entity</b>	<b>\$4,860</b>		<b>\$1,357</b>
<b>I.S.D. # 435 - Waubun</b>			
Minnesota Rural Education Association	1,712	37.9%	649
Minnesota School Boards Association	3,094	22.5%	696
<b>Total for Entity</b>	<b>\$4,806</b>		<b>\$1,345</b>
<b>I.S.D. # 441 - Marshall County Central School</b>			
Minnesota Rural Education Association	1,466	37.9%	556
Minnesota School Boards Association	2,759	22.5%	621
<b>Total for Entity</b>	<b>\$4,225</b>		<b>\$1,177</b>
<b>I.S.D. # 447 - Grygla</b>			
Minnesota Rural Education Association	942	37.9%	357
Minnesota School Boards Association	2,196	22.5%	494
<b>Total for Entity</b>	<b>\$3,138</b>		<b>\$851</b>
<b>I.S.D. # 458 - Truman</b>			
Minnesota School Boards Association	2,413	22.5%	543
<b>Total for Entity</b>	<b>\$2,413</b>		<b>\$543</b>
<b>I.S.D. # 463 - Eden Valley-Watkins</b>			
Minnesota Rural Education Association	1,889	37.9%	716
Minnesota School Boards Association	3,877	22.5%	872
<b>Total for Entity</b>	<b>\$5,766</b>		<b>\$1,588</b>
<b>I.S.D. # 465 - Litchfield</b>			
Minnesota School Boards Association	5,415	22.5%	1,218
Schools for Equity in Education	2,348	91.8%	2,155
<b>Total for Entity</b>	<b>\$7,763</b>		<b>\$3,373</b>

**Table 5**  
**2014 Lobbying Expenditures Paid With Association Dues**  
**Listed by Entity**

<b>Name of Entity (County)</b> <b>Association Name</b>	<b>Total Local Government Dues</b>	<b>Proportion of Dues Used for Lobbying</b>	<b>Total Dues Used for Lobbying</b>
<b>I.S.D. # 466 - Dassel-Cokato</b>			
Minnesota School Boards Association	6,177	22.5%	1,390
Schools for Equity in Education	2,979	91.8%	2,735
<b>Total for Entity</b>	<b>\$9,156</b>		<b>\$4,125</b>
<b>I.S.D. # 47 - Sauk Rapids</b>			
Minnesota School Boards Association	8,164	22.5%	1,837
<b>Total for Entity</b>	<b>\$8,164</b>		<b>\$1,837</b>
<b>I.S.D. # 473 - Isle</b>			
Minnesota School Boards Association	2,926	22.5%	658
<b>Total for Entity</b>	<b>\$2,926</b>		<b>\$658</b>
<b>I.S.D. # 477 - Princeton</b>			
Minnesota School Boards Association	7,509	22.5%	1,690
Schools for Equity in Education	4,123	91.8%	3,785
<b>Total for Entity</b>	<b>\$11,632</b>		<b>\$5,475</b>
<b>I.S.D. # 480 - Onamia</b>			
Minnesota Rural Education Association	1,684	37.9%	638
Minnesota School Boards Association	3,191	22.5%	718
<b>Total for Entity</b>	<b>\$4,875</b>		<b>\$1,356</b>
<b>I.S.D. # 482 - Little Falls</b>			
Minnesota Rural Education Association	2,400	37.9%	910
Minnesota School Boards Association	6,482	22.5%	1,458
<b>Total for Entity</b>	<b>\$8,882</b>		<b>\$2,368</b>
<b>I.S.D. # 484 - Pierz</b>			
Minnesota Rural Education Association	2,264	37.9%	858
Minnesota School Boards Association	4,194	22.5%	944
<b>Total for Entity</b>	<b>\$6,458</b>		<b>\$1,802</b>
<b>I.S.D. # 485 - Royalton</b>			
Minnesota School Boards Association	3,765	22.5%	847
Schools for Equity in Education	2,133	91.8%	1,958
<b>Total for Entity</b>	<b>\$5,898</b>		<b>\$2,805</b>

**Table 5**  
**2014 Lobbying Expenditures Paid With Association Dues**  
**Listed by Entity**

Name of Entity (County) Association Name	Total Local Government Dues	Proportion of Dues Used for Lobbying	Total Dues Used for Lobbying
<b>I.S.D. # 486 - Swanville</b>			
Minnesota Rural Education Association	1,341	37.9%	508
Minnesota School Boards Association	2,574	22.5%	579
<b>Total for Entity</b>	<b>\$3,915</b>		<b>\$1,087</b>
<b>I.S.D. # 487 - Upsala</b>			
Minnesota School Boards Association	2,689	22.5%	605
<b>Total for Entity</b>	<b>\$2,689</b>		<b>\$605</b>
<b>I.S.D. # 492 - Austin</b>			
Minnesota School Boards Association	8,720	22.5%	1,962
Schools for Equity in Education	5,761	91.8%	5,289
<b>Total for Entity</b>	<b>\$14,481</b>		<b>\$7,251</b>
<b>I.S.D. # 495 - Grand Meadow</b>			
Minnesota Rural Education Association	1,191	37.9%	451
Minnesota School Boards Association	2,739	22.5%	616
<b>Total for Entity</b>	<b>\$3,930</b>		<b>\$1,067</b>
<b>I.S.D. # 497 - Lyle</b>			
Minnesota School Boards Association	2,373	22.5%	534
<b>Total for Entity</b>	<b>\$2,373</b>		<b>\$534</b>
<b>I.S.D. # 499 - Leroy</b>			
Minnesota Rural Education Association	1,115	37.9%	423
Minnesota School Boards Association	2,493	22.5%	561
<b>Total for Entity</b>	<b>\$3,608</b>		<b>\$984</b>
<b>I.S.D. # 500 - Southland</b>			
Minnesota Rural Education Association	1,320	37.9%	500
Minnesota School Boards Association	2,928	22.5%	659
<b>Total for Entity</b>	<b>\$4,248</b>		<b>\$1,159</b>
<b>I.S.D. # 505 - Fulda</b>			
Minnesota Rural Education Association	1,109	37.9%	420
Minnesota School Boards Association	2,522	22.5%	567
<b>Total for Entity</b>	<b>\$3,631</b>		<b>\$987</b>

**Table 5**  
**2014 Lobbying Expenditures Paid With Association Dues**  
**Listed by Entity**

Name of Entity (County) Association Name	Total Local Government Dues	Proportion of Dues Used for Lobbying	Total Dues Used for Lobbying
<b>I.S.D. # 507 - Nicollet</b>			
Minnesota Rural Education Association	1,379	37.9%	523
Minnesota School Boards Association	2,592	22.5%	583
<b>Total for Entity</b>	<b>\$3,971</b>		<b>\$1,106</b>
<b>I.S.D. # 508 - Saint Peter</b>			
Minnesota Rural Education Association	2,160	37.9%	819
Minnesota School Boards Association	5,729	22.5%	1,289
<b>Total for Entity</b>	<b>\$7,889</b>		<b>\$2,108</b>
<b>I.S.D. # 51 - Foley</b>			
Minnesota Rural Education Association	2,400	37.9%	910
Minnesota School Boards Association	5,471	22.5%	1,231
<b>Total for Entity</b>	<b>\$7,871</b>		<b>\$2,141</b>
<b>I.S.D. # 511 - Adrian</b>			
Minnesota Rural Education Association	1,424	37.9%	540
Minnesota School Boards Association	3,198	22.5%	720
<b>Total for Entity</b>	<b>\$4,622</b>		<b>\$1,260</b>
<b>I.S.D. # 514 - Ellsworth</b>			
Minnesota School Boards Association	2,209	22.5%	497
<b>Total for Entity</b>	<b>\$2,209</b>		<b>\$497</b>
<b>I.S.D. # 516 - Round Lake</b>			
Minnesota Rural Education Association	1,320	37.9%	500
<b>Total for Entity</b>	<b>\$1,320</b>		<b>\$500</b>
<b>I.S.D. # 518 - Worthington</b>			
Minnesota Rural Education Association	2,400	37.9%	910
Minnesota School Boards Association	6,781	22.5%	1,526
<b>Total for Entity</b>	<b>\$9,181</b>		<b>\$2,436</b>
<b>I.S.D. # 531 - Byron</b>			
Minnesota School Boards Association	5,632	22.5%	1,267
Schools for Equity in Education	2,602	91.8%	2,389
<b>Total for Entity</b>	<b>\$8,234</b>		<b>\$3,656</b>

**Table 5**  
**2014 Lobbying Expenditures Paid With Association Dues**  
**Listed by Entity**

Name of Entity (County) Association Name	Total Local Government Dues	Proportion of Dues Used for Lobbying	Total Dues Used for Lobbying
<b>I.S.D. # 533 - Dover-Eyota</b>			
Minnesota Rural Education Association	2,400	37.9%	910
Minnesota School Boards Association	4,390	22.5%	988
<b>Total for Entity</b>	<b>\$6,790</b>		<b>\$1,898</b>
<b>I.S.D. # 534 - Stewartville</b>			
Minnesota School Boards Association	5,758	22.5%	1,296
Schools for Equity in Education	2,700	91.8%	2,479
<b>Total for Entity</b>	<b>\$8,458</b>		<b>\$3,775</b>
<b>I.S.D. # 535 - Rochester</b>			
Minnesota School Boards Association	14,745	22.5%	3,318
<b>Total for Entity</b>	<b>\$14,745</b>		<b>\$3,318</b>
<b>I.S.D. # 542 - Battle Lake</b>			
Minnesota Rural Education Association	511	37.9%	194
Minnesota School Boards Association	2,869	22.5%	646
<b>Total for Entity</b>	<b>\$3,380</b>		<b>\$840</b>
<b>I.S.D. # 544 - Fergus Falls</b>			
Minnesota Rural Education Association	2,400	37.9%	910
Minnesota School Boards Association	6,554	22.5%	1,475
<b>Total for Entity</b>	<b>\$8,954</b>		<b>\$2,385</b>
<b>I.S.D. # 545 - Henning</b>			
Minnesota Rural Education Association	1,421	37.9%	539
Minnesota School Boards Association	2,690	22.5%	605
<b>Total for Entity</b>	<b>\$4,111</b>		<b>\$1,144</b>
<b>I.S.D. # 547 - Parkers Prairie</b>			
Minnesota Rural Education Association	1,615	37.9%	612
Minnesota School Boards Association	3,020	22.5%	680
<b>Total for Entity</b>	<b>\$4,635</b>		<b>\$1,292</b>
<b>I.S.D. # 548 - Pelican Rapids</b>			
Minnesota Rural Education Association	2,035	37.9%	771
Minnesota School Boards Association	3,820	22.5%	860
<b>Total for Entity</b>	<b>\$5,855</b>		<b>\$1,631</b>

**Table 5**  
**2014 Lobbying Expenditures Paid With Association Dues**  
**Listed by Entity**

Name of Entity (County) Association Name	Total Local Government Dues	Proportion of Dues Used for Lobbying	Total Dues Used for Lobbying
<b>I.S.D. # 549 - Perham</b>			
Minnesota Rural Education Association	2,400	37.9%	910
Minnesota School Boards Association	4,611	22.5%	1,037
<b>Total for Entity</b>	<b>\$7,011</b>		<b>\$1,947</b>
<b>I.S.D. # 550 - Underwood</b>			
Minnesota School Boards Association	3,172	22.5%	714
<b>Total for Entity</b>	<b>\$3,172</b>		<b>\$714</b>
<b>I.S.D. # 553 - New York Mills</b>			
Minnesota School Boards Association	3,389	22.5%	763
<b>Total for Entity</b>	<b>\$3,389</b>		<b>\$763</b>
<b>I.S.D. # 561 - Goodridge</b>			
Minnesota Rural Education Association	968	37.9%	367
Minnesota School Boards Association	2,225	22.5%	501
<b>Total for Entity</b>	<b>\$3,193</b>		<b>\$868</b>
<b>I.S.D. # 564 - Thief River Falls</b>			
Minnesota Rural Education Association	2,400	37.9%	910
Minnesota School Boards Association	5,811	22.5%	1,307
<b>Total for Entity</b>	<b>\$8,211</b>		<b>\$2,217</b>
<b>I.S.D. # 577 - Willow River</b>			
Consortium for Legislation for Lake Superior Schools	1,079	100.0%	1,079
Minnesota School Boards Association	2,821	22.5%	635
<b>Total for Entity</b>	<b>\$3,900</b>		<b>\$1,714</b>
<b>I.S.D. # 578 - Pine City</b>			
Minnesota Rural Education Association	1,652	37.9%	626
Minnesota School Boards Association	5,290	22.5%	1,190
<b>Total for Entity</b>	<b>\$6,942</b>		<b>\$1,816</b>
<b>I.S.D. # 581 - Edgerton</b>			
Minnesota Rural Education Association	1,131	37.9%	429
Minnesota School Boards Association	2,610	22.5%	587
<b>Total for Entity</b>	<b>\$3,741</b>		<b>\$1,016</b>



**Table 5**  
**2014 Lobbying Expenditures Paid With Association Dues**  
**Listed by Entity**

Name of Entity (County) Association Name	Total Local Government Dues	Proportion of Dues Used for Lobbying	Total Dues Used for Lobbying
<b>I.S.D. # 592 - Climax</b>			
Minnesota Rural Education Association	1,157	37.9%	439
Minnesota School Boards Association	2,219	22.5%	499
<b>Total for Entity</b>	<b>\$3,376</b>		<b>\$938</b>
<b>I.S.D. # 593 - Crookston</b>			
Minnesota Rural Education Association	2,400	37.9%	910
Minnesota School Boards Association	4,453	22.5%	1,002
<b>Total for Entity</b>	<b>\$6,853</b>		<b>\$1,912</b>
<b>I.S.D. # 595 - East Grand Forks</b>			
Minnesota Rural Education Association	2,400	37.9%	910
Minnesota School Boards Association	5,419	22.5%	1,219
<b>Total for Entity</b>	<b>\$7,819</b>		<b>\$2,129</b>
<b>I.S.D. # 599 - Fertile-Beltrami</b>			
Minnesota Rural Education Association	1,521	37.9%	576
Minnesota School Boards Association	2,849	22.5%	641
<b>Total for Entity</b>	<b>\$4,370</b>		<b>\$1,217</b>
<b>I.S.D. # 6 - South Saint Paul</b>			
Association of Metropolitan School Districts, Inc.	7,959	70.4%	5,603
Minnesota School Boards Association	7,619	22.5%	1,714
<b>Total for Entity</b>	<b>\$15,578</b>		<b>\$7,317</b>
<b>I.S.D. # 600 - Fisher</b>			
Minnesota Rural Education Association	1,140	37.9%	432
Minnesota School Boards Association	2,430	22.5%	547
<b>Total for Entity</b>	<b>\$3,570</b>		<b>\$979</b>
<b>I.S.D. # 6004 - Freshwater Education District</b>			
Minnesota Rural Education Association	600	37.9%	227
<b>Total for Entity</b>	<b>\$600</b>		<b>\$227</b>
<b>I.S.D. # 6009 - Saint Croix River Education District</b>			
Schools for Equity in Education	624	91.8%	573
<b>Total for Entity</b>	<b>\$624</b>		<b>\$573</b>

**Table 5**  
**2014 Lobbying Expenditures Paid With Association Dues**  
**Listed by Entity**

<b>Name of Entity (County)</b> <b>Association Name</b>	<b>Total Local Government Dues</b>	<b>Proportion of Dues Used for Lobbying</b>	<b>Total Dues Used for Lobbying</b>
<b>I.S.D. # 601 - Fosston</b>			
Minnesota Rural Education Association	1,743	37.9%	661
Minnesota School Boards Association	3,349	22.5%	754
<b>Total for Entity</b>	<b>\$5,092</b>		<b>\$1,415</b>
<b>I.S.D. # 6067 - East Metro Integration District</b>			
Association of Metropolitan School Districts, Inc.	3,300	70.4%	2,323
<b>Total for Entity</b>	<b>\$3,300</b>		<b>\$2,323</b>
<b>I.S.D. # 6078 Northwest Suburban Integration School District</b>			
Association of Metropolitan School Districts, Inc.	3,300	70.4%	2,323
<b>Total for Entity</b>	<b>\$3,300</b>		<b>\$2,323</b>
<b>I.S.D. # 621 - Mounds View</b>			
Association of Metropolitan School Districts, Inc.	11,687	70.4%	8,228
Minnesota School Boards Association	13,162	22.5%	2,961
<b>Total for Entity</b>	<b>\$24,849</b>		<b>\$11,189</b>
<b>I.S.D. # 622 - North Saint Paul-Maplewood</b>			
Association of Metropolitan School Districts, Inc.	12,159	70.4%	8,560
Minnesota School Boards Association	13,343	22.5%	3,002
<b>Total for Entity</b>	<b>\$25,502</b>		<b>\$11,562</b>
<b>I.S.D. # 623 - Roseville</b>			
Association of Metropolitan School Districts, Inc.	9,740	70.4%	6,857
Minnesota School Boards Association	11,332	22.5%	2,550
<b>Total for Entity</b>	<b>\$21,072</b>		<b>\$9,407</b>
<b>I.S.D. # 624 - White Bear Lake</b>			
Association of Metropolitan School Districts, Inc.	10,954	70.4%	7,712
Minnesota School Boards Association	11,899	22.5%	2,677
<b>Total for Entity</b>	<b>\$22,853</b>		<b>\$10,389</b>
<b>I.S.D. # 625 - Saint Paul</b>			
Association of Metropolitan School Districts, Inc.	12,216	70.4%	8,600
Minnesota School Boards Association	15,767	22.5%	3,548
<b>Total for Entity</b>	<b>\$27,983</b>		<b>\$12,148</b>

**Table 5**  
**2014 Lobbying Expenditures Paid With Association Dues**  
**Listed by Entity**

Name of Entity (County) Association Name	Total Local Government Dues	Proportion of Dues Used for Lobbying	Total Dues Used for Lobbying
<b>I.S.D. # 627 - Oklee</b>			
Minnesota Rural Education Association	1,438	37.9%	545
<b>Total for Entity</b>	<b>\$1,438</b>		<b>\$545</b>
<b>I.S.D. # 630 - Red Lake Falls</b>			
Minnesota Rural Education Association	1,441	37.9%	546
Minnesota School Boards Association	2,688	22.5%	605
<b>Total for Entity</b>	<b>\$4,129</b>		<b>\$1,151</b>
<b>I.S.D. # 635 - Milroy</b>			
Minnesota School Boards Association	1,935	22.5%	435
<b>Total for Entity</b>	<b>\$1,935</b>		<b>\$435</b>
<b>I.S.D. # 640 - Wabasso</b>			
Minnesota Rural Education Association	1,446	37.9%	548
Minnesota School Boards Association	2,692	22.5%	606
<b>Total for Entity</b>	<b>\$4,138</b>		<b>\$1,154</b>
<b>I.S.D. # 656 - Faribault</b>			
Minnesota School Boards Association	8,158	22.5%	1,836
Schools for Equity in Education	4,693	91.8%	4,308
<b>Total for Entity</b>	<b>\$12,851</b>		<b>\$6,144</b>
<b>I.S.D. # 659 - Northfield</b>			
Minnesota School Boards Association	8,046	22.5%	1,810
Schools for Equity in Education	4,808	91.8%	4,414
<b>Total for Entity</b>	<b>\$12,854</b>		<b>\$6,224</b>
<b>I.S.D. # 671 - Hills-Beaver Creek</b>			
Minnesota Rural Education Association	1,366	37.9%	518
Minnesota School Boards Association	2,603	22.5%	586
<b>Total for Entity</b>	<b>\$3,969</b>		<b>\$1,104</b>
<b>I.S.D. # 676 - Badger</b>			
Minnesota Rural Education Association	1,008	37.9%	382
Minnesota School Boards Association	2,398	22.5%	540
<b>Total for Entity</b>	<b>\$3,406</b>		<b>\$922</b>

**Table 5**  
**2014 Lobbying Expenditures Paid With Association Dues**  
**Listed by Entity**

Name of Entity (County) Association Name	Total Local Government Dues	Proportion of Dues Used for Lobbying	Total Dues Used for Lobbying
<b>I.S.D. # 682 - Roseau</b>			
Minnesota Rural Education Association	2,400	37.9%	910
Minnesota School Boards Association	4,408	22.5%	992
Schools for Equity in Education	1,802	91.8%	1,654
<b>Total for Entity</b>	<b>\$8,610</b>		<b>\$3,556</b>
<b>I.S.D. # 690 - Warroad</b>			
Minnesota Rural Education Association	2,185	37.9%	828
Minnesota School Boards Association	3,980	22.5%	896
<b>Total for Entity</b>	<b>\$6,165</b>		<b>\$1,724</b>
<b>I.S.D. # 695 - Chisholm</b>			
Minnesota School Boards Association	3,496	22.5%	787
Range Association of Municipalities and Schools	1,250	30.0%	375
<b>Total for Entity</b>	<b>\$4,746</b>		<b>\$1,162</b>
<b>I.S.D. # 696 - Ely</b>			
Minnesota School Boards Association	3,076	22.5%	692
Range Association of Municipalities and Schools	1,250	30.0%	375
<b>Total for Entity</b>	<b>\$4,326</b>		<b>\$1,067</b>
<b>I.S.D. # 698 - Floodwood</b>			
Minnesota School Boards Association	2,427	22.5%	546
<b>Total for Entity</b>	<b>\$2,427</b>		<b>\$546</b>
<b>I.S.D. # 700 - Hermantown</b>			
Consortium for Legislation for Lake Superior Schools	2,670	100.0%	2,670
Minnesota School Boards Association	5,894	22.5%	1,326
<b>Total for Entity</b>	<b>\$8,564</b>		<b>\$3,996</b>
<b>I.S.D. # 701 - Hibbing</b>			
Minnesota School Boards Association	6,376	22.5%	1,435
Range Association of Municipalities and Schools	1,750	30.0%	525
<b>Total for Entity</b>	<b>\$8,126</b>		<b>\$1,960</b>

**Table 5**  
**2014 Lobbying Expenditures Paid With Association Dues**  
**Listed by Entity**

Name of Entity (County) Association Name	Total Local Government Dues	Proportion of Dues Used for Lobbying	Total Dues Used for Lobbying
<b>I.S.D. # 704 - Proctor</b>			
Consortium for Legislation for Lake Superior Schools	3,323	100.0%	3,323
Minnesota School Boards Association	5,383	22.5%	1,211
<b>Total for Entity</b>	<b>\$8,706</b>		<b>\$4,534</b>
<b>I.S.D. # 706 - Virginia</b>			
Minnesota Rural Education Association	2,400	37.9%	910
Minnesota School Boards Association	5,367	22.5%	1,208
Range Association of Municipalities and Schools	1,750	30.0%	525
<b>Total for Entity</b>	<b>\$9,517</b>		<b>\$2,643</b>
<b>I.S.D. # 707 - Nett Lake</b>			
Minnesota Rural Education Association	1,143	37.9%	433
Minnesota School Boards Association	2,097	22.5%	472
<b>Total for Entity</b>	<b>\$3,240</b>		<b>\$905</b>
<b>I.S.D. # 709 - Duluth</b>			
Minnesota School Boards Association	12,232	22.5%	2,752
<b>Total for Entity</b>	<b>\$12,232</b>		<b>\$2,752</b>
<b>I.S.D. # 712 - Mountain Iron-Buhl</b>			
Minnesota School Boards Association	2,950	22.5%	664
Range Association of Municipalities and Schools	1,250	30.0%	375
<b>Total for Entity</b>	<b>\$4,200</b>		<b>\$1,039</b>
<b>I.S.D. # 716 - Belle Plaine</b>			
Minnesota School Boards Association	5,261	22.5%	1,184
Schools for Equity in Education	2,342	91.8%	2,150
<b>Total for Entity</b>	<b>\$7,603</b>		<b>\$3,334</b>
<b>I.S.D. # 717 - Jordan</b>			
Minnesota School Boards Association	5,475	22.5%	1,232
<b>Total for Entity</b>	<b>\$5,475</b>		<b>\$1,232</b>

**Table 5**  
**2014 Lobbying Expenditures Paid With Association Dues**  
**Listed by Entity**

<b>Name of Entity (County)</b> <b>Association Name</b>	<b>Total Local Government Dues</b>	<b>Proportion of Dues Used for Lobbying</b>	<b>Total Dues Used for Lobbying</b>
<b>I.S.D. # 719 - Prior Lake-Savage Area Schools</b>			
Association of Metropolitan School Districts, Inc.	10,153	70.4%	7,148
Minnesota School Boards Association	11,343	22.5%	2,552
Schools for Equity in Education	8,936	91.8%	8,203
<b>Total for Entity</b>	<b>\$30,432</b>		<b>\$17,903</b>
<b>I.S.D. # 720 - Shakopee</b>			
Association of Metropolitan School Districts, Inc.	10,673	70.4%	7,514
Minnesota School Boards Association	11,526	22.5%	2,593
<b>Total for Entity</b>	<b>\$22,199</b>		<b>\$10,107</b>
<b>I.S.D. # 721 - New Prague Area Schools</b>			
Minnesota School Boards Association	8,107	22.5%	1,824
Schools for Equity in Education	4,909	91.8%	4,506
<b>Total for Entity</b>	<b>\$13,016</b>		<b>\$6,330</b>
<b>I.S.D. # 726 - Becker</b>			
Minnesota School Boards Association	6,831	22.5%	1,537
<b>Total for Entity</b>	<b>\$6,831</b>		<b>\$1,537</b>
<b>I.S.D. # 727 - Big Lake</b>			
Minnesota School Boards Association	7,546	22.5%	1,698
Schools for Equity in Education	4,134	91.8%	3,795
<b>Total for Entity</b>	<b>\$11,680</b>		<b>\$5,493</b>
<b>I.S.D. # 728 - Elk River</b>			
Association of Metropolitan School Districts, Inc.	12,216	70.4%	8,600
Minnesota School Boards Association	13,755	22.5%	3,095
Schools for Equity in Education	12,291	91.8%	11,283
<b>Total for Entity</b>	<b>\$38,262</b>		<b>\$22,978</b>
<b>I.S.D. # 738 - Holdingford</b>			
Minnesota Rural Education Association	2,158	37.9%	818
Minnesota School Boards Association	3,983	22.5%	896
<b>Total for Entity</b>	<b>\$6,141</b>		<b>\$1,714</b>

**Table 5**  
**2014 Lobbying Expenditures Paid With Association Dues**  
**Listed by Entity**

Name of Entity (County) Association Name	Total Local Government Dues	Proportion of Dues Used for Lobbying	Total Dues Used for Lobbying
<b>I.S.D. # 739 - Kimball</b>			
Minnesota School Boards Association	3,333	22.5%	750
Schools for Equity in Education	2,087	91.8%	1,916
<b>Total for Entity</b>	<b>\$5,420</b>		<b>\$2,666</b>
<b>I.S.D. # 740 - Melrose</b>			
Minnesota School Boards Association	4,632	22.5%	1,042
Schools for Equity in Education	2,294	91.8%	2,106
<b>Total for Entity</b>	<b>\$6,926</b>		<b>\$3,148</b>
<b>I.S.D. # 741 - Paynesville</b>			
Minnesota School Boards Association	3,997	22.5%	899
Schools for Equity in Education	2,133	91.8%	1,958
<b>Total for Entity</b>	<b>\$6,130</b>		<b>\$2,857</b>
<b>I.S.D. # 742 - Saint Cloud</b>			
Association of Metropolitan School Districts, Inc.	11,362	70.4%	7,999
Minnesota School Boards Association	12,932	22.5%	2,910
<b>Total for Entity</b>	<b>\$24,294</b>		<b>\$10,909</b>
<b>I.S.D. # 743 - Sauk Centre</b>			
Minnesota School Boards Association	3,911	22.5%	880
<b>Total for Entity</b>	<b>\$3,911</b>		<b>\$880</b>
<b>I.S.D. # 745 - Albany</b>			
Minnesota School Boards Association	5,371	22.5%	1,208
Schools for Equity in Education	2,386	91.8%	2,190
<b>Total for Entity</b>	<b>\$7,757</b>		<b>\$3,398</b>
<b>I.S.D. # 748 - Sartell-Saint Stephen</b>			
Minnesota School Boards Association	7,847	22.5%	1,766
Schools for Equity in Education	4,657	91.8%	4,275
<b>Total for Entity</b>	<b>\$12,504</b>		<b>\$6,041</b>
<b>I.S.D. # 75 - Saint Clair</b>			
Minnesota Rural Education Association	1,681	37.9%	637
Minnesota School Boards Association	3,256	22.5%	733
<b>Total for Entity</b>	<b>\$4,937</b>		<b>\$1,370</b>

**Table 5**  
**2014 Lobbying Expenditures Paid With Association Dues**  
**Listed by Entity**

Name of Entity (County) Association Name	Total Local Government Dues	Proportion of Dues Used for Lobbying	Total Dues Used for Lobbying
<b>I.S.D. # 750 - Rocori</b>			
Minnesota School Boards Association	5,893	22.5%	1,326
Schools for Equity in Education	2,739	91.8%	2,514
<b>Total for Entity</b>	<b>\$8,632</b>		<b>\$3,840</b>
<b>I.S.D. # 756 - Blooming Prairie</b>			
Minnesota Rural Education Association	1,789	37.9%	678
Minnesota School Boards Association	3,436	22.5%	773
<b>Total for Entity</b>	<b>\$5,225</b>		<b>\$1,451</b>
<b>I.S.D. # 761 - Owatonna</b>			
Minnesota School Boards Association	8,994	22.5%	2,024
Schools for Equity in Education	5,940	91.8%	5,453
<b>Total for Entity</b>	<b>\$14,934</b>		<b>\$7,477</b>
<b>I.S.D. # 763 - Medford</b>			
Minnesota School Boards Association	3,748	22.5%	843
Schools for Equity in Education	2,133	91.8%	1,958
<b>Total for Entity</b>	<b>\$5,881</b>		<b>\$2,801</b>
<b>I.S.D. # 768 - Hancock</b>			
Minnesota Rural Education Association	1,329	37.9%	504
Minnesota School Boards Association	2,482	22.5%	558
<b>Total for Entity</b>	<b>\$3,811</b>		<b>\$1,062</b>
<b>I.S.D. # 769 - Morris</b>			
Minnesota Rural Education Association	2,151	37.9%	815
Minnesota School Boards Association	4,061	22.5%	914
<b>Total for Entity</b>	<b>\$6,212</b>		<b>\$1,729</b>
<b>I.S.D. # 77 - Mankato</b>			
Minnesota School Boards Association	11,590	22.5%	2,608
<b>Total for Entity</b>	<b>\$11,590</b>		<b>\$2,608</b>
<b>I.S.D. # 771 - Chokio-Alberta</b>			
Minnesota School Boards Association	2,161	22.5%	486
<b>Total for Entity</b>	<b>\$2,161</b>		<b>\$486</b>



**Table 5**  
**2014 Lobbying Expenditures Paid With Association Dues**  
**Listed by Entity**

Name of Entity (County) Association Name	Total Local Government Dues	Proportion of Dues Used for Lobbying	Total Dues Used for Lobbying
<b>I.S.D. # 775 - Kerkhoven-Murdock-Sunburg</b>			
Minnesota Rural Education Association	1,668	37.9%	632
Minnesota School Boards Association	3,176	22.5%	715
<b>Total for Entity</b>	<b>\$4,844</b>		<b>\$1,347</b>
<b>I.S.D. # 777 - Benson</b>			
Minnesota Rural Education Association	2,050	37.9%	777
Minnesota School Boards Association	3,746	22.5%	843
<b>Total for Entity</b>	<b>\$5,796</b>		<b>\$1,620</b>
<b>I.S.D. # 786 - Bertha-Hewitt</b>			
Minnesota Rural Education Association	1,468	37.9%	556
Minnesota School Boards Association	2,779	22.5%	625
<b>Total for Entity</b>	<b>\$4,247</b>		<b>\$1,181</b>
<b>I.S.D. # 787 - Browerville</b>			
Minnesota Rural Education Association	1,513	37.9%	573
Minnesota School Boards Association	2,769	22.5%	623
<b>Total for Entity</b>	<b>\$4,282</b>		<b>\$1,196</b>
<b>I.S.D. # 801 - Browns Valley</b>			
Minnesota Rural Education Association	1,124	37.9%	426
Minnesota School Boards Association	2,027	22.5%	456
<b>Total for Entity</b>	<b>\$3,151</b>		<b>\$882</b>
<b>I.S.D. # 803 - Wheaton Area School</b>			
Minnesota Rural Education Association	1,430	37.9%	542
Minnesota School Boards Association	2,749	22.5%	619
<b>Total for Entity</b>	<b>\$4,179</b>		<b>\$1,161</b>
<b>I.S.D. # 81 - Comfrey</b>			
Minnesota School Boards Association	2,193	22.5%	493
<b>Total for Entity</b>	<b>\$2,193</b>		<b>\$493</b>
<b>I.S.D. # 811 - Wabasha-Kellogg</b>			
Minnesota Rural Education Association	852	37.9%	323
Minnesota School Boards Association	3,151	22.5%	709
<b>Total for Entity</b>	<b>\$4,003</b>		<b>\$1,032</b>

**Table 5**  
**2014 Lobbying Expenditures Paid With Association Dues**  
**Listed by Entity**

Name of Entity (County) Association Name	Total Local Government Dues	Proportion of Dues Used for Lobbying	Total Dues Used for Lobbying
<b>I.S.D. # 813 - Lake City</b>			
Minnesota School Boards Association	4,442	22.5%	999
Schools for Equity in Education	2,226	91.8%	2,043
<b>Total for Entity</b>	<b>\$6,668</b>		<b>\$3,042</b>
<b>I.S.D. # 818 - Verndale</b>			
Minnesota Rural Education Association	780	37.9%	296
Minnesota School Boards Association	2,944	22.5%	662
<b>Total for Entity</b>	<b>\$3,724</b>		<b>\$958</b>
<b>I.S.D. # 820 - Sebeka</b>			
Minnesota Rural Education Association	1,585	37.9%	601
Minnesota School Boards Association	2,986	22.5%	672
<b>Total for Entity</b>	<b>\$4,571</b>		<b>\$1,273</b>
<b>I.S.D. # 821 - Menahga</b>			
Minnesota Rural Education Association	1,971	37.9%	747
Minnesota School Boards Association	3,793	22.5%	853
<b>Total for Entity</b>	<b>\$5,764</b>		<b>\$1,600</b>
<b>I.S.D. # 829 - Waseca</b>			
Minnesota School Boards Association	5,557	22.5%	1,250
<b>Total for Entity</b>	<b>\$5,557</b>		<b>\$1,250</b>
<b>I.S.D. # 831 - Forest Lake</b>			
Minnesota School Boards Association	10,969	22.5%	2,468
Schools for Equity in Education	7,978	91.8%	7,324
<b>Total for Entity</b>	<b>\$18,947</b>		<b>\$9,792</b>
<b>I.S.D. # 832 - Mahtomedi</b>			
Association of Metropolitan School Districts, Inc.	7,649	70.4%	5,385
Minnesota School Boards Association	7,494	22.5%	1,686
<b>Total for Entity</b>	<b>\$15,143</b>		<b>\$7,071</b>
<b>I.S.D. # 833 - South Washington County</b>			
Association of Metropolitan School Districts, Inc.	12,216	70.4%	8,600
Minnesota School Boards Association	15,138	22.5%	3,406
<b>Total for Entity</b>	<b>\$27,354</b>		<b>\$12,006</b>

**Table 5**  
**2014 Lobbying Expenditures Paid With Association Dues**  
**Listed by Entity**

Name of Entity (County) Association Name	Total Local Government Dues	Proportion of Dues Used for Lobbying	Total Dues Used for Lobbying
<b>I.S.D. # 834 - Stillwater</b>			
Association of Metropolitan School Districts, Inc.	11,512	70.4%	8,104
Minnesota School Boards Association	12,213	22.5%	2,748
Schools for Equity in Education	9,687	91.8%	8,893
<b>Total for Entity</b>	<b>\$33,412</b>		<b>\$19,745</b>
<b>I.S.D. # 836 - Butterfield</b>			
Minnesota Rural Education Association	1,249	37.9%	473
Minnesota School Boards Association	2,344	22.5%	527
<b>Total for Entity</b>	<b>\$3,593</b>		<b>\$1,000</b>
<b>I.S.D. # 837 - Madelia</b>			
Minnesota School Boards Association	3,038	22.5%	684
<b>Total for Entity</b>	<b>\$3,038</b>		<b>\$684</b>
<b>I.S.D. # 84 - Sleepy Eye</b>			
Minnesota Rural Education Association	1,619	37.9%	614
Minnesota School Boards Association	3,105	22.5%	699
<b>Total for Entity</b>	<b>\$4,724</b>		<b>\$1,313</b>
<b>I.S.D. # 840 - Saint James</b>			
Minnesota Rural Education Association	2,219	37.9%	841
Minnesota School Boards Association	4,086	22.5%	919
<b>Total for Entity</b>	<b>\$6,305</b>		<b>\$1,760</b>
<b>I.S.D. # 846 - Breckenridge</b>			
Minnesota Rural Education Association	1,830	37.9%	694
Minnesota School Boards Association	3,340	22.5%	752
<b>Total for Entity</b>	<b>\$5,170</b>		<b>\$1,446</b>
<b>I.S.D. # 85 - Springfield</b>			
Minnesota Rural Education Association	1,645	37.9%	623
Minnesota School Boards Association	3,203	22.5%	721
<b>Total for Entity</b>	<b>\$4,848</b>		<b>\$1,344</b>

**Table 5**  
**2014 Lobbying Expenditures Paid With Association Dues**  
**Listed by Entity**

Name of Entity (County) Association Name	Total Local Government Dues	Proportion of Dues Used for Lobbying	Total Dues Used for Lobbying
<b>I.S.D. # 850 - Rothsay</b>			
Minnesota Rural Education Association	462	37.9%	175
Minnesota School Boards Association	2,426	22.5%	546
<b>Total for Entity</b>	<b>\$2,888</b>		<b>\$721</b>
<b>I.S.D. # 852 - Campbell-Tintah</b>			
Minnesota Rural Education Association	1,144	37.9%	434
Minnesota School Boards Association	2,120	22.5%	477
<b>Total for Entity</b>	<b>\$3,264</b>		<b>\$911</b>
<b>I.S.D. # 857 - Lewiston-Altura</b>			
Minnesota Rural Education Association	1,899	37.9%	720
Minnesota School Boards Association	3,488	22.5%	785
<b>Total for Entity</b>	<b>\$5,387</b>		<b>\$1,505</b>
<b>I.S.D. # 858 - Saint Charles</b>			
Minnesota Rural Education Association	2,130	37.9%	807
Minnesota School Boards Association	3,933	22.5%	885
<b>Total for Entity</b>	<b>\$6,063</b>		<b>\$1,692</b>
<b>I.S.D. # 861 - Winona Area Public Schools</b>			
Minnesota Rural Education Association	800	37.9%	303
Minnesota School Boards Association	7,321	22.5%	1,647
<b>Total for Entity</b>	<b>\$8,121</b>		<b>\$1,950</b>
<b>I.S.D. # 876 - Annandale</b>			
Minnesota School Boards Association	5,303	22.5%	1,193
Schools for Equity in Education	2,386	91.8%	2,190
<b>Total for Entity</b>	<b>\$7,689</b>		<b>\$3,383</b>
<b>I.S.D. # 877 - Buffalo</b>			
Minnesota School Boards Association	10,198	22.5%	2,295
Schools for Equity in Education	7,061	91.8%	6,482
<b>Total for Entity</b>	<b>\$17,259</b>		<b>\$8,777</b>

**Table 5**  
**2014 Lobbying Expenditures Paid With Association Dues**  
**Listed by Entity**

<b>Name of Entity (County)</b> <b>Association Name</b>	<b>Total Local Government Dues</b>	<b>Proportion of Dues Used for Lobbying</b>	<b>Total Dues Used for Lobbying</b>
<b>I.S.D. # 879 - Delano</b>			
Minnesota School Boards Association	6,306	22.5%	1,419
Schools for Equity in Education	3,139	91.8%	2,882
<b>Total for Entity</b>	<b>\$9,445</b>		<b>\$4,301</b>
<b>I.S.D. # 88 - New Ulm</b>			
Minnesota School Boards Association	5,763	22.5%	1,297
<b>Total for Entity</b>	<b>\$5,763</b>		<b>\$1,297</b>
<b>I.S.D. # 881 - Maple Lake</b>			
Minnesota School Boards Association	3,842	22.5%	864
Schools for Equity in Education	2,133	91.8%	1,958
<b>Total for Entity</b>	<b>\$5,975</b>		<b>\$2,822</b>
<b>I.S.D. # 882 - Monticello</b>			
Minnesota School Boards Association	8,255	22.5%	1,857
Schools for Equity in Education	5,046	91.8%	4,632
<b>Total for Entity</b>	<b>\$13,301</b>		<b>\$6,489</b>
<b>I.S.D. # 883 - Rockford</b>			
Minnesota Rural Education Association	1,200	37.9%	455
Minnesota School Boards Association	5,215	22.5%	1,173
Schools for Equity in Education	2,348	91.8%	2,155
<b>Total for Entity</b>	<b>\$8,763</b>		<b>\$3,783</b>
<b>I.S.D. # 885 - Saint Michael-Albertville</b>			
Minnesota School Boards Association	9,981	22.5%	2,246
Schools for Equity in Education	6,970	91.8%	6,398
<b>Total for Entity</b>	<b>\$16,951</b>		<b>\$8,644</b>
<b>I.S.D. # 891 - Canby</b>			
Minnesota Rural Education Association	1,601	37.9%	607
Minnesota School Boards Association	2,964	22.5%	667
<b>Total for Entity</b>	<b>\$4,565</b>		<b>\$1,274</b>

**Table 5**  
**2014 Lobbying Expenditures Paid With Association Dues**  
**Listed by Entity**

Name of Entity (County) Association Name	Total Local Government Dues	Proportion of Dues Used for Lobbying	Total Dues Used for Lobbying
<b>I.S.D. # 91 - Barnum</b>			
Consortium for Legislation for Lake Superior Schools	1,442	100.0%	1,442
Minnesota School Boards Association	3,596	22.5%	809
<b>Total for Entity</b>	<b>\$5,038</b>		<b>\$2,251</b>
<b>I.S.D. # 911 - Cambridge-Isanti</b>			
Minnesota School Boards Association	9,543	22.5%	2,147
Schools for Equity in Education	6,268	91.8%	5,754
<b>Total for Entity</b>	<b>\$15,811</b>		<b>\$7,901</b>
<b>I.S.D. # 912 - Milaca</b>			
Minnesota School Boards Association	5,659	22.5%	1,273
Schools for Equity in Education	2,596	91.8%	2,383
<b>Total for Entity</b>	<b>\$8,255</b>		<b>\$3,656</b>
<b>I.S.D. # 914 - Ulen-Hitterdal</b>			
Minnesota Rural Education Association	1,336	37.9%	506
Minnesota School Boards Association	2,530	22.5%	569
<b>Total for Entity</b>	<b>\$3,866</b>		<b>\$1,075</b>
<b>I.S.D. # 93 - Carlton</b>			
Consortium for Legislation for Lake Superior Schools	1,117	100.0%	1,117
Minnesota Rural Education Association	1,139	37.9%	432
Minnesota School Boards Association	2,902	22.5%	653
<b>Total for Entity</b>	<b>\$5,158</b>		<b>\$2,202</b>
<b>I.S.D. # 94 - Cloquet</b>			
Consortium for Legislation for Lake Superior Schools	3,028	100.0%	3,028
Minnesota School Boards Association	6,727	22.5%	1,514
<b>Total for Entity</b>	<b>\$9,755</b>		<b>\$4,542</b>
<b>I.S.D. # 95 - Cromwell-Wright</b>			
Minnesota Rural Education Association	1,016	37.9%	385
Minnesota School Boards Association	2,557	22.5%	575
<b>Total for Entity</b>	<b>\$3,573</b>		<b>\$960</b>

**Table 5**  
**2014 Lobbying Expenditures Paid With Association Dues**  
**Listed by Entity**

<b>Name of Entity (County)</b> <b>Association Name</b>	<b>Total Local Government Dues</b>	<b>Proportion of Dues Used for Lobbying</b>	<b>Total Dues Used for Lobbying</b>
<b>I.S.D. # 97 - Moose Lake</b>			
Consortium for Legislation for Lake Superior Schools	1,293	100.0%	1,293
Minnesota School Boards Association	3,277	22.5%	737
<b>Total for Entity</b>	<b>\$4,570</b>		<b>\$2,030</b>
<b>I.S.D. # 99 - Esko</b>			
Consortium for Legislation for Lake Superior Schools	1,872	100.0%	1,872
Minnesota School Boards Association	4,403	22.5%	991
<b>Total for Entity</b>	<b>\$6,275</b>		<b>\$2,863</b>
<b>Ida Township (Douglas)</b>			
Minnesota Association of Townships	802	8.6%	69
<b>Total for Entity</b>	<b>\$802</b>		<b>\$69</b>
<b>Ideal Township (Crow Wing)</b>			
Minnesota Association of Townships	758	8.6%	65
<b>Total for Entity</b>	<b>\$758</b>		<b>\$65</b>
<b>Idun Township (Aitkin)</b>			
Minnesota Association of Townships	426	8.6%	37
<b>Total for Entity</b>	<b>\$426</b>		<b>\$37</b>
<b>Indian Lake Township (Nobles)</b>			
Minnesota Association of Townships	343	8.6%	29
<b>Total for Entity</b>	<b>\$343</b>		<b>\$29</b>
<b>Industrial Township (Saint Louis)</b>			
Minnesota Association of Townships	597	8.6%	51
<b>Total for Entity</b>	<b>\$597</b>		<b>\$51</b>
<b>Inguadona Township (Cass)</b>			
Minnesota Association of Townships	330	8.6%	28
<b>Total for Entity</b>	<b>\$330</b>		<b>\$28</b>
<b>Inman Township (Otter Tail)</b>			
Minnesota Association of Townships	432	8.6%	37
<b>Total for Entity</b>	<b>\$432</b>		<b>\$37</b>

**Table 5**  
**2014 Lobbying Expenditures Paid With Association Dues**  
**Listed by Entity**

<b>Name of Entity (County)</b> <b>Association Name</b>	<b>Total Local Government Dues</b>	<b>Proportion of Dues Used for Lobbying</b>	<b>Total Dues Used for Lobbying</b>
<b>Intermediate School District 287</b>			
Association of Metropolitan School Districts, Inc.	6,405	70.4%	4,509
Minnesota School Boards Association	7,751	22.5%	1,744
<b>Total for Entity</b>	<b>\$14,156</b>		<b>\$6,253</b>
<b>Intermediate School District 917</b>			
Association of Metropolitan School Districts, Inc.	3,300	70.4%	2,323
Minnesota School Boards Association	4,805	22.5%	1,081
<b>Total for Entity</b>	<b>\$8,105</b>		<b>\$3,404</b>
<b>Iona Township (Murray)</b>			
Minnesota Association of Townships	321	8.6%	28
<b>Total for Entity</b>	<b>\$321</b>		<b>\$28</b>
<b>Iona Township (Todd)</b>			
Minnesota Association of Townships	496	8.6%	43
<b>Total for Entity</b>	<b>\$496</b>		<b>\$43</b>
<b>Iosco Township (Waseca)</b>			
Minnesota Association of Townships	517	8.6%	44
<b>Total for Entity</b>	<b>\$517</b>		<b>\$44</b>
<b>Irondale Township (Crow Wing)</b>			
Minnesota Association of Townships	772	8.6%	66
<b>Total for Entity</b>	<b>\$772</b>		<b>\$66</b>
<b>Irving Township (Kandiyohi)</b>			
Minnesota Association of Townships	629	8.6%	54
<b>Total for Entity</b>	<b>\$629</b>		<b>\$54</b>
<b>Isanti County</b>			
Association of Minnesota Counties	14,048	14.4%	2,023
<b>Total for Entity</b>	<b>\$14,048</b>		<b>\$2,023</b>
<b>Isanti Soil and Water Conservation District</b>			
Minnesota Association of Soil and Water Conservation Districts	1,000	12.0%	120
<b>Total for Entity</b>	<b>\$1,000</b>		<b>\$120</b>



**Table 5**  
**2014 Lobbying Expenditures Paid With Association Dues**  
**Listed by Entity**

<b>Name of Entity (County)</b> <b>Association Name</b>	<b>Total Local Government Dues</b>	<b>Proportion of Dues Used for Lobbying</b>	<b>Total Dues Used for Lobbying</b>
<b>Isanti Township (Isanti)</b>			
Minnesota Association of Townships	1,131	8.6%	97
<b>Total for Entity</b>	<b>\$1,131</b>		<b>\$97</b>
<b>Island Lake Township (Lyon)</b>			
Minnesota Association of Townships	325	8.6%	28
<b>Total for Entity</b>	<b>\$325</b>		<b>\$28</b>
<b>Island Lake Township (Mahnomen)</b>			
Minnesota Association of Townships	348	8.6%	30
<b>Total for Entity</b>	<b>\$348</b>		<b>\$30</b>
<b>Isle Harbor Township (Mille Lacs)</b>			
Minnesota Association of Townships	517	8.6%	44
<b>Total for Entity</b>	<b>\$517</b>		<b>\$44</b>
<b>Itasca County</b>			
Arrowhead Counties Association	2,750	55.0%	1,512
Association of Minnesota Counties	16,351	14.4%	2,355
Minnesota Rural Counties Caucus	2,100	50.0%	1,050
<b>Total for Entity</b>	<b>\$21,201</b>		<b>\$4,917</b>
<b>Itasca County Soil and Water Conservation District</b>			
Minnesota Association of Soil and Water Conservation Districts	2,866	12.0%	344
<b>Total for Entity</b>	<b>\$2,866</b>		<b>\$344</b>
<b>Itasca Township (Clearwater)</b>			
Minnesota Association of Townships	314	8.6%	27
<b>Total for Entity</b>	<b>\$314</b>		<b>\$27</b>
<b>Jackson County</b>			
Association of Minnesota Counties	7,306	14.4%	1,052
<b>Total for Entity</b>	<b>\$7,306</b>		<b>\$1,052</b>
<b>Jackson Soil and Water Conservation District</b>			
Minnesota Association of Soil and Water Conservation Districts	1,966	12.0%	236
<b>Total for Entity</b>	<b>\$1,966</b>		<b>\$236</b>

**Table 5**  
**2014 Lobbying Expenditures Paid With Association Dues**  
**Listed by Entity**

<b>Name of Entity (County)</b> <b>Association Name</b>	<b>Total Local Government Dues</b>	<b>Proportion of Dues Used for Lobbying</b>	<b>Total Dues Used for Lobbying</b>
<b>Jackson Township (Scott)</b>			
Minnesota Association of Townships	936	8.6%	80
<b>Total for Entity</b>	<b>\$936</b>		<b>\$80</b>
<b>Jadis Township (Roseau)</b>			
Minnesota Association of Townships	521	8.6%	45
<b>Total for Entity</b>	<b>\$521</b>		<b>\$45</b>
<b>Jamestown Township (Blue Earth)</b>			
Minnesota Association of Townships	563	8.6%	48
<b>Total for Entity</b>	<b>\$563</b>		<b>\$48</b>
<b>Janesville Township (Waseca)</b>			
Minnesota Association of Townships	506	8.6%	44
<b>Total for Entity</b>	<b>\$506</b>		<b>\$44</b>
<b>Jay Township (Martin)</b>			
Minnesota Association of Townships	344	8.6%	30
<b>Total for Entity</b>	<b>\$344</b>		<b>\$30</b>
<b>Jefferson Township (Houston)</b>			
Minnesota Association of Townships	310	8.6%	27
<b>Total for Entity</b>	<b>\$310</b>		<b>\$27</b>
<b>Jenkins Township (Crow Wing)</b>			
Minnesota Association of Townships	455	8.6%	39
<b>Total for Entity</b>	<b>\$455</b>		<b>\$39</b>
<b>Jessenland Township (Sibley)</b>			
Minnesota Association of Townships	480	8.6%	41
<b>Total for Entity</b>	<b>\$480</b>		<b>\$41</b>
<b>Jevne Township (Aitkin)</b>			
Minnesota Association of Townships	434	8.6%	37
<b>Total for Entity</b>	<b>\$434</b>		<b>\$37</b>
<b>Jo Daviess Township (Faribault)</b>			
Minnesota Association of Townships	347	8.6%	30
<b>Total for Entity</b>	<b>\$347</b>		<b>\$30</b>

**Table 5**  
**2014 Lobbying Expenditures Paid With Association Dues**  
**Listed by Entity**

<b>Name of Entity (County)</b> <b>Association Name</b>	<b>Total Local Government Dues</b>	<b>Proportion of Dues Used for Lobbying</b>	<b>Total Dues Used for Lobbying</b>
<b>Joe River Watershed District</b>			
Minnesota Association of Watershed Districts	255	47.5%	121
<b>Total for Entity</b>	<b>\$255</b>		<b>\$121</b>
<b>Johnson Township (Polk)</b>			
Minnesota Association of Townships	286	8.6%	25
<b>Total for Entity</b>	<b>\$286</b>		<b>\$25</b>
<b>Johnsonville Township (Redwood)</b>			
Minnesota Association of Townships	318	8.6%	27
<b>Total for Entity</b>	<b>\$318</b>		<b>\$27</b>
<b>Jones Township (Beltrami)</b>			
Minnesota Association of Townships	432	8.6%	37
<b>Total for Entity</b>	<b>\$432</b>		<b>\$37</b>
<b>Jordan Township (Fillmore)</b>			
Minnesota Association of Townships	453	8.6%	39
<b>Total for Entity</b>	<b>\$453</b>		<b>\$39</b>
<b>Judson Township (Blue Earth)</b>			
Minnesota Association of Townships	516	8.6%	44
<b>Total for Entity</b>	<b>\$516</b>		<b>\$44</b>
<b>Jupiter Township (Kittson)</b>			
Minnesota Association of Townships	304	8.6%	26
<b>Total for Entity</b>	<b>\$304</b>		<b>\$26</b>
<b>Kabetogama Township (Saint Louis)</b>			
Minnesota Association of Townships	313	8.6%	27
<b>Total for Entity</b>	<b>\$313</b>		<b>\$27</b>
<b>Kalevala Township (Carlton)</b>			
Minnesota Association of Townships	445	8.6%	38
<b>Total for Entity</b>	<b>\$445</b>		<b>\$38</b>
<b>Kalmar Township (Olmsted)</b>			
Minnesota Association of Townships	746	8.6%	64
<b>Total for Entity</b>	<b>\$746</b>		<b>\$64</b>

**Table 5**  
**2014 Lobbying Expenditures Paid With Association Dues**  
**Listed by Entity**

Name of Entity (County) Association Name	Total Local Government Dues	Proportion of Dues Used for Lobbying	Total Dues Used for Lobbying
<b>Kanabec County</b>			
Association of Minnesota Counties	7,856	14.4%	1,131
<b>Total for Entity</b>	<b>\$7,856</b>		<b>\$1,131</b>
<b>Kanabec Soil and Water Conservation District</b>			
Minnesota Association of Soil and Water Conservation Districts	1,966	12.0%	236
<b>Total for Entity</b>	<b>\$1,966</b>		<b>\$236</b>
<b>Kanabec Township (Kanabec)</b>			
Minnesota Association of Townships	639	8.6%	55
<b>Total for Entity</b>	<b>\$639</b>		<b>\$55</b>
<b>Kanaranzi Township (Rock)</b>			
Minnesota Association of Townships	349	8.6%	30
<b>Total for Entity</b>	<b>\$349</b>		<b>\$30</b>
<b>Kanaranzi-Little Rock Watershed District</b>			
League of Minnesota Cities	1,677	10.1%	169
Minnesota Association of Watershed Districts	1,787	47.5%	849
<b>Total for Entity</b>	<b>\$3,464</b>		<b>\$1,018</b>
<b>Kandiyohi County</b>			
Association of Minnesota Counties	15,392	14.4%	2,216
<b>Total for Entity</b>	<b>\$15,392</b>		<b>\$2,216</b>
<b>Kandiyohi County Housing and Redevelopment Authority</b>			
League of Minnesota Cities	1,118	10.1%	113
<b>Total for Entity</b>	<b>\$1,118</b>		<b>\$113</b>
<b>Kandiyohi Soil and Water Conservation District</b>			
Minnesota Association of Soil and Water Conservation Districts	2,866	12.0%	344
<b>Total for Entity</b>	<b>\$2,866</b>		<b>\$344</b>
<b>Kandiyohi Township (Kandiyohi)</b>			
Minnesota Association of Townships	544	8.6%	47
<b>Total for Entity</b>	<b>\$544</b>		<b>\$47</b>
<b>Kandota Township (Todd)</b>			
Minnesota Association of Townships	571	8.6%	49
<b>Total for Entity</b>	<b>\$571</b>		<b>\$49</b>

**Table 5**  
**2014 Lobbying Expenditures Paid With Association Dues**  
**Listed by Entity**

Name of Entity (County) Association Name	Total Local Government Dues	Proportion of Dues Used for Lobbying	Total Dues Used for Lobbying
<b>Kasota Township (Le Sueur)</b>			
Minnesota Association of Townships	915	8.6%	79
<b>Total for Entity</b>	<b>\$915</b>		<b>\$79</b>
<b>Kathio Township (Mille Lacs)</b>			
Minnesota Association of Townships	926	8.6%	80
<b>Total for Entity</b>	<b>\$926</b>		<b>\$80</b>
<b>Keene Township (Clay)</b>			
Minnesota Association of Townships	320	8.6%	28
<b>Total for Entity</b>	<b>\$320</b>		<b>\$28</b>
<b>Kego Township (Cass)</b>			
Minnesota Association of Townships	504	8.6%	43
<b>Total for Entity</b>	<b>\$504</b>		<b>\$43</b>
<b>Kelliher Township (Beltrami)</b>			
Minnesota Association of Townships	313	8.6%	27
<b>Total for Entity</b>	<b>\$313</b>		<b>\$27</b>
<b>Kelsey Township (Saint Louis)</b>			
Minnesota Association of Townships	314	8.6%	27
<b>Total for Entity</b>	<b>\$314</b>		<b>\$27</b>
<b>Kelso Township (Sibley)</b>			
Minnesota Association of Townships	432	8.6%	37
<b>Total for Entity</b>	<b>\$432</b>		<b>\$37</b>
<b>Kenyon Township (Goodhue)</b>			
Minnesota Association of Townships	466	8.6%	40
<b>Total for Entity</b>	<b>\$466</b>		<b>\$40</b>
<b>Kerkhoven Township (Swift)</b>			
Minnesota Association of Townships	343	8.6%	29
<b>Total for Entity</b>	<b>\$343</b>		<b>\$29</b>
<b>Kerrick Township (Pine)</b>			
Minnesota Association of Townships	445	8.6%	38
<b>Total for Entity</b>	<b>\$445</b>		<b>\$38</b>

**Table 5**  
**2014 Lobbying Expenditures Paid With Association Dues**  
**Listed by Entity**

<b>Name of Entity (County)</b> <b>Association Name</b>	<b>Total Local Government Dues</b>	<b>Proportion of Dues Used for Lobbying</b>	<b>Total Dues Used for Lobbying</b>
<b>Kertsonville Township (Polk)</b>			
Minnesota Association of Townships	301	8.6%	26
<b>Total for Entity</b>	<b>\$301</b>		<b>\$26</b>
<b>Kettle River Township (Pine)</b>			
Minnesota Association of Townships	500	8.6%	43
<b>Total for Entity</b>	<b>\$500</b>		<b>\$43</b>
<b>Keystone Township (Polk)</b>			
Minnesota Association of Townships	298	8.6%	26
<b>Total for Entity</b>	<b>\$298</b>		<b>\$26</b>
<b>Kiester Township (Faribault)</b>			
Minnesota Association of Townships	421	8.6%	36
<b>Total for Entity</b>	<b>\$421</b>		<b>\$36</b>
<b>Kildare Township (Swift)</b>			
Minnesota Association of Townships	316	8.6%	27
<b>Total for Entity</b>	<b>\$316</b>		<b>\$27</b>
<b>Kilkenny Township (Le Sueur)</b>			
Minnesota Association of Townships	469	8.6%	40
<b>Total for Entity</b>	<b>\$469</b>		<b>\$40</b>
<b>Kimball Township (Jackson)</b>			
Minnesota Association of Townships	312	8.6%	27
<b>Total for Entity</b>	<b>\$312</b>		<b>\$27</b>
<b>Kimberly Township (Aitkin)</b>			
Minnesota Association of Townships	331	8.6%	28
<b>Total for Entity</b>	<b>\$331</b>		<b>\$28</b>
<b>King Township (Polk)</b>			
Minnesota Association of Townships	340	8.6%	29
<b>Total for Entity</b>	<b>\$340</b>		<b>\$29</b>
<b>Kinghurst Township (Itasca)</b>			
Minnesota Association of Townships	305	8.6%	26
<b>Total for Entity</b>	<b>\$305</b>		<b>\$26</b>

**Table 5**  
**2014 Lobbying Expenditures Paid With Association Dues**  
**Listed by Entity**

<b>Name of Entity (County)</b> <b>Association Name</b>	<b>Total Local Government Dues</b>	<b>Proportion of Dues Used for Lobbying</b>	<b>Total Dues Used for Lobbying</b>
<b>Kingman Township (Renville)</b>			
Minnesota Association of Townships	331	8.6%	28
<b>Total for Entity</b>	<b>\$331</b>		<b>\$28</b>
<b>Kingston Township (Meeker)</b>			
Minnesota Association of Townships	807	8.6%	69
<b>Total for Entity</b>	<b>\$807</b>		<b>\$69</b>
<b>Kintire Township (Redwood)</b>			
Minnesota Association of Townships	328	8.6%	28
<b>Total for Entity</b>	<b>\$328</b>		<b>\$28</b>
<b>Kittson County</b>			
Association of Minnesota Counties	4,227	14.4%	609
Minnesota Rural Counties Caucus	2,100	50.0%	1,050
<b>Total for Entity</b>	<b>\$6,327</b>		<b>\$1,659</b>
<b>Kittson Soil and Water Conservation District</b>			
Minnesota Association of Soil and Water Conservation Districts	1,966	12.0%	236
<b>Total for Entity</b>	<b>\$1,966</b>		<b>\$236</b>
<b>Knife Lake Township (Kanabec)</b>			
Minnesota Association of Townships	778	8.6%	67
<b>Total for Entity</b>	<b>\$778</b>		<b>\$67</b>
<b>Knife River-Larsmont Sanitary District</b>			
League of Minnesota Cities	1,677	10.1%	169
<b>Total for Entity</b>	<b>\$1,677</b>		<b>\$169</b>
<b>Knute Township (Polk)</b>			
Minnesota Association of Townships	506	8.6%	44
<b>Total for Entity</b>	<b>\$506</b>		<b>\$44</b>
<b>Koochiching County</b>			
Arrowhead Counties Association	2,750	55.0%	1,512
Association of Minnesota Counties	6,630	14.4%	955
Minnesota Rural Counties Caucus	2,100	50.0%	1,050
<b>Total for Entity</b>	<b>\$11,480</b>		<b>\$3,517</b>

**Table 5**  
**2014 Lobbying Expenditures Paid With Association Dues**  
**Listed by Entity**

Name of Entity (County) Association Name	Total Local Government Dues	Proportion of Dues Used for Lobbying	Total Dues Used for Lobbying
<b>Koochiching Soil and Water Conservation District</b>			
Minnesota Association of Soil and Water Conservation Districts	1,966	12.0%	236
<b>Total for Entity</b>	<b>\$1,966</b>		<b>\$236</b>
<b>Kragero Township (Chippewa)</b>			
Minnesota Association of Townships	307	8.6%	26
<b>Total for Entity</b>	<b>\$307</b>		<b>\$26</b>
<b>Kragnes Township (Clay)</b>			
Minnesota Association of Townships	433	8.6%	37
<b>Total for Entity</b>	<b>\$433</b>		<b>\$37</b>
<b>Krain Township (Stearns)</b>			
Minnesota Association of Townships	730	8.6%	63
<b>Total for Entity</b>	<b>\$730</b>		<b>\$63</b>
<b>Kratka Township (Pennington)</b>			
Minnesota Association of Townships	312	8.6%	27
<b>Total for Entity</b>	<b>\$312</b>		<b>\$27</b>
<b>Kroschel Township (Kanabec)</b>			
Minnesota Association of Townships	339	8.6%	29
<b>Total for Entity</b>	<b>\$339</b>		<b>\$29</b>
<b>Kugler Township (Saint Louis)</b>			
Minnesota Association of Townships	328	8.6%	28
<b>Total for Entity</b>	<b>\$328</b>		<b>\$28</b>
<b>Kurtz Township (Clay)</b>			
Minnesota Association of Townships	432	8.6%	37
<b>Total for Entity</b>	<b>\$432</b>		<b>\$37</b>
<b>La Crescent Township (Houston)</b>			
Minnesota Association of Townships	851	8.6%	73
<b>Total for Entity</b>	<b>\$851</b>		<b>\$73</b>
<b>La Crosse Township (Jackson)</b>			
Minnesota Association of Townships	318	8.6%	27
<b>Total for Entity</b>	<b>\$318</b>		<b>\$27</b>



**Table 5**  
**2014 Lobbying Expenditures Paid With Association Dues**  
**Listed by Entity**

<b>Name of Entity (County)</b> <b>Association Name</b>	<b>Total Local Government Dues</b>	<b>Proportion of Dues Used for Lobbying</b>	<b>Total Dues Used for Lobbying</b>
<b>La Garde Township (Mahnomen)</b>			
Minnesota Association of Townships	323	8.6%	28
<b>Total for Entity</b>	<b>\$323</b>		<b>\$28</b>
<b>La Grand Township (Douglas)</b>			
Minnesota Association of Townships	1,750	8.6%	150
<b>Total for Entity</b>	<b>\$1,750</b>		<b>\$150</b>
<b>La Prairie Township (Clearwater)</b>			
Minnesota Association of Townships	455	8.6%	39
<b>Total for Entity</b>	<b>\$455</b>		<b>\$39</b>
<b>Lac qui Parle County</b>			
Association of Minnesota Counties	6,156	14.4%	886
<b>Total for Entity</b>	<b>\$6,156</b>		<b>\$886</b>
<b>Lac qui Parle Soil and Water Conservation District</b>			
Minnesota Association of Soil and Water Conservation Districts	1,966	12.0%	236
<b>Total for Entity</b>	<b>\$1,966</b>		<b>\$236</b>
<b>Lac qui Parle Township (Lac qui Parle)</b>			
Minnesota Association of Townships	327	8.6%	28
<b>Total for Entity</b>	<b>\$327</b>		<b>\$28</b>
<b>Lac Qui Parle-Yellow Bank Watershed District</b>			
Minnesota Association of Watershed Districts	2,800	47.5%	1,330
<b>Total for Entity</b>	<b>\$2,800</b>		<b>\$1,330</b>
<b>Lafayette Township (Nicollet)</b>			
Minnesota Association of Townships	560	8.6%	48
<b>Total for Entity</b>	<b>\$560</b>		<b>\$48</b>
<b>Lake Alice Township (Hubbard)</b>			
Minnesota Association of Townships	299	8.6%	26
<b>Total for Entity</b>	<b>\$299</b>		<b>\$26</b>
<b>Lake Andrew Township (Kandiyohi)</b>			
Minnesota Association of Townships	651	8.6%	56
<b>Total for Entity</b>	<b>\$651</b>		<b>\$56</b>

**Table 5**  
**2014 Lobbying Expenditures Paid With Association Dues**  
**Listed by Entity**

<b>Name of Entity (County)</b> <b>Association Name</b>	<b>Total Local Government Dues</b>	<b>Proportion of Dues Used for Lobbying</b>	<b>Total Dues Used for Lobbying</b>
<b>Lake Belt Township (Martin)</b>			
Minnesota Association of Townships	330	8.6%	28
<b>Total for Entity</b>	<b>\$330</b>		<b>\$28</b>
<b>Lake Benton Township (Lincoln)</b>			
Minnesota Association of Townships	349	8.6%	30
<b>Total for Entity</b>	<b>\$349</b>		<b>\$30</b>
<b>Lake County</b>			
Arrowhead Counties Association	2,750	55.0%	1,512
Association of Minnesota Counties	6,897	14.4%	993
<b>Total for Entity</b>	<b>\$9,647</b>		<b>\$2,505</b>
<b>Lake County Soil and Water Conservation District</b>			
Minnesota Association of Soil and Water Conservation Districts	1,966	12.0%	236
<b>Total for Entity</b>	<b>\$1,966</b>		<b>\$236</b>
<b>Lake Edward Township (Crow Wing)</b>			
Minnesota Association of Townships	1,081	8.6%	93
<b>Total for Entity</b>	<b>\$1,081</b>		<b>\$93</b>
<b>Lake Elizabeth Township (Kandiyohi)</b>			
Minnesota Association of Townships	342	8.6%	29
<b>Total for Entity</b>	<b>\$342</b>		<b>\$29</b>
<b>Lake Emma Township (Hubbard)</b>			
Minnesota Association of Townships	653	8.6%	56
<b>Total for Entity</b>	<b>\$653</b>		<b>\$56</b>
<b>Lake Eunice Township (Becker)</b>			
Minnesota Association of Townships	917	8.6%	79
<b>Total for Entity</b>	<b>\$917</b>		<b>\$79</b>
<b>Lake Fremont Township (Martin)</b>			
Minnesota Association of Townships	321	8.6%	28
<b>Total for Entity</b>	<b>\$321</b>		<b>\$28</b>
<b>Lake George Township (Hubbard)</b>			
Minnesota Association of Townships	459	8.6%	39
<b>Total for Entity</b>	<b>\$459</b>		<b>\$39</b>

**Table 5**  
**2014 Lobbying Expenditures Paid With Association Dues**  
**Listed by Entity**

<b>Name of Entity (County)</b> <b>Association Name</b>	<b>Total Local Government Dues</b>	<b>Proportion of Dues Used for Lobbying</b>	<b>Total Dues Used for Lobbying</b>
<b>Lake George Township (Stearns)</b>			
Minnesota Association of Townships	447	8.6%	38
<b>Total for Entity</b>	<b>\$447</b>		<b>\$38</b>
<b>Lake Grove Township (Mahnomen)</b>			
Minnesota Association of Townships	334	8.6%	29
<b>Total for Entity</b>	<b>\$334</b>		<b>\$29</b>
<b>Lake Hanska Township (Brown)</b>			
Minnesota Association of Townships	448	8.6%	39
<b>Total for Entity</b>	<b>\$448</b>		<b>\$39</b>
<b>Lake Hattie Township (Hubbard)</b>			
Minnesota Association of Townships	336	8.6%	29
<b>Total for Entity</b>	<b>\$336</b>		<b>\$29</b>
<b>Lake Henry Township (Stearns)</b>			
Minnesota Association of Townships	428	8.6%	37
<b>Total for Entity</b>	<b>\$428</b>		<b>\$37</b>
<b>Lake Ida Township (Norman)</b>			
Minnesota Association of Townships	319	8.6%	27
<b>Total for Entity</b>	<b>\$319</b>		<b>\$27</b>
<b>Lake Jessie Township (Itasca)</b>			
Minnesota Association of Townships	438	8.6%	38
<b>Total for Entity</b>	<b>\$438</b>		<b>\$38</b>
<b>Lake Johanna Township (Pope)</b>			
Minnesota Association of Townships	312	8.6%	27
<b>Total for Entity</b>	<b>\$312</b>		<b>\$27</b>
<b>Lake Lillian Township (Kandiyohi)</b>			
Minnesota Association of Townships	331	8.6%	28
<b>Total for Entity</b>	<b>\$331</b>		<b>\$28</b>
<b>Lake Marshall Township (Lyon)</b>			
Minnesota Association of Townships	516	8.6%	44
<b>Total for Entity</b>	<b>\$516</b>		<b>\$44</b>

**Table 5**  
**2014 Lobbying Expenditures Paid With Association Dues**  
**Listed by Entity**

<b>Name of Entity (County)</b> <b>Association Name</b>	<b>Total Local Government Dues</b>	<b>Proportion of Dues Used for Lobbying</b>	<b>Total Dues Used for Lobbying</b>
<b>Lake Mary Township (Douglas)</b>			
Minnesota Association of Townships	758	8.6%	65
<b>Total for Entity</b>	<b>\$758</b>		<b>\$65</b>
<b>Lake Minnetonka Conservation District</b>			
League of Minnesota Cities	1,677	10.1%	169
<b>Total for Entity</b>	<b>\$1,677</b>		<b>\$169</b>
<b>Lake of The Woods County</b>			
Association of Minnesota Counties	3,772	14.4%	543
Minnesota Rural Counties Caucus	2,100	50.0%	1,050
<b>Total for Entity</b>	<b>\$5,872</b>		<b>\$1,593</b>
<b>Lake of the Woods Soil and Water Conservation District</b>			
Minnesota Association of Soil and Water Conservation Districts	1,966	12.0%	236
<b>Total for Entity</b>	<b>\$1,966</b>		<b>\$236</b>
<b>Lake Park Township (Becker)</b>			
Minnesota Association of Townships	493	8.6%	42
<b>Total for Entity</b>	<b>\$493</b>		<b>\$42</b>
<b>Lake Pleasant Township (Red Lake)</b>			
Minnesota Association of Townships	303	8.6%	26
<b>Total for Entity</b>	<b>\$303</b>		<b>\$26</b>
<b>Lake Prairie Township (Nicollet)</b>			
Minnesota Association of Townships	554	8.6%	48
<b>Total for Entity</b>	<b>\$554</b>		<b>\$48</b>
<b>Lake Pulaski Improvement District</b>			
League of Minnesota Cities	3,288	10.1%	332
<b>Total for Entity</b>	<b>\$3,288</b>		<b>\$332</b>
<b>Lake Sarah Township (Murray)</b>			
Minnesota Association of Townships	463	8.6%	40
<b>Total for Entity</b>	<b>\$463</b>		<b>\$40</b>
<b>Lake Shore Township (Lac qui Parle)</b>			
Minnesota Association of Townships	330	8.6%	28
<b>Total for Entity</b>	<b>\$330</b>		<b>\$28</b>

**Table 5**  
**2014 Lobbying Expenditures Paid With Association Dues**  
**Listed by Entity**

<b>Name of Entity (County)</b> <b>Association Name</b>	<b>Total Local Government Dues</b>	<b>Proportion of Dues Used for Lobbying</b>	<b>Total Dues Used for Lobbying</b>
<b>Lake Stay Township (Lincoln)</b>			
Minnesota Association of Townships	321	8.6%	28
<b>Total for Entity</b>	<b>\$321</b>		<b>\$28</b>
<b>Lake Township (Roseau)</b>			
Minnesota Association of Townships	1,074	8.6%	92
<b>Total for Entity</b>	<b>\$1,074</b>		<b>\$92</b>
<b>Lake Township (Wabasha)</b>			
Minnesota Association of Townships	481	8.6%	41
<b>Total for Entity</b>	<b>\$481</b>		<b>\$41</b>
<b>Lake Valley Township (Traverse)</b>			
Minnesota Association of Townships	343	8.6%	29
<b>Total for Entity</b>	<b>\$343</b>		<b>\$29</b>
<b>Lake View Township (Becker)</b>			
Minnesota Association of Townships	951	8.6%	82
<b>Total for Entity</b>	<b>\$951</b>		<b>\$82</b>
<b>Lake Washington Sanitary District</b>			
League of Minnesota Cities	1,677	10.1%	169
<b>Total for Entity</b>	<b>\$1,677</b>		<b>\$169</b>
<b>Lakeport Township (Hubbard)</b>			
Minnesota Association of Townships	609	8.6%	52
<b>Total for Entity</b>	<b>\$609</b>		<b>\$52</b>
<b>Lakes Country Service Cooperative</b>			
Minnesota Rural Education Association	1,600	37.9%	606
<b>Total for Entity</b>	<b>\$1,600</b>		<b>\$606</b>
<b>Lakeside Township (Aitkin)</b>			
Minnesota Association of Townships	485	8.6%	42
<b>Total for Entity</b>	<b>\$485</b>		<b>\$42</b>
<b>Lakeside Township (Cottonwood)</b>			
Minnesota Association of Townships	344	8.6%	30
<b>Total for Entity</b>	<b>\$344</b>		<b>\$30</b>

**Table 5**  
**2014 Lobbying Expenditures Paid With Association Dues**  
**Listed by Entity**

<b>Name of Entity (County)</b> <b>Association Name</b>	<b>Total Local Government Dues</b>	<b>Proportion of Dues Used for Lobbying</b>	<b>Total Dues Used for Lobbying</b>
<b>Laketown Township (Carver)</b>			
Minnesota Association of Townships	1,120	8.6%	96
<b>Total for Entity</b>	<b>\$1,120</b>		<b>\$96</b>
<b>Lakeview Township (Carlton)</b>			
Minnesota Association of Townships	326	8.6%	28
<b>Total for Entity</b>	<b>\$326</b>		<b>\$28</b>
<b>Lakewood Township (Saint Louis)</b>			
Minnesota Association of Townships	1,116	8.6%	96
<b>Total for Entity</b>	<b>\$1,116</b>		<b>\$96</b>
<b>Lakin Township (Morrison)</b>			
Minnesota Association of Townships	480	8.6%	41
<b>Total for Entity</b>	<b>\$480</b>		<b>\$41</b>
<b>Lambert Township (Red Lake)</b>			
Minnesota Association of Townships	311	8.6%	27
<b>Total for Entity</b>	<b>\$311</b>		<b>\$27</b>
<b>Lamberton Township (Redwood)</b>			
Minnesota Association of Townships	329	8.6%	28
<b>Total for Entity</b>	<b>\$329</b>		<b>\$28</b>
<b>Lammers Township (Beltrami)</b>			
Minnesota Association of Townships	532	8.6%	46
<b>Total for Entity</b>	<b>\$532</b>		<b>\$46</b>
<b>Land Township (Grant)</b>			
Minnesota Association of Townships	350	8.6%	30
<b>Total for Entity</b>	<b>\$350</b>		<b>\$30</b>
<b>Lanesburgh Township (Le Sueur)</b>			
Minnesota Association of Townships	1,058	8.6%	91
<b>Total for Entity</b>	<b>\$1,058</b>		<b>\$91</b>
<b>Langhei Township (Pope)</b>			
Minnesota Association of Townships	325	8.6%	28
<b>Total for Entity</b>	<b>\$325</b>		<b>\$28</b>

**Table 5**  
**2014 Lobbying Expenditures Paid With Association Dues**  
**Listed by Entity**

<b>Name of Entity (County)</b> <b>Association Name</b>	<b>Total Local Government Dues</b>	<b>Proportion of Dues Used for Lobbying</b>	<b>Total Dues Used for Lobbying</b>
<b>Langola Township (Benton)</b>			
Minnesota Association of Townships	638	8.6%	55
<b>Total for Entity</b>	<b>\$638</b>		<b>\$55</b>
<b>Langor Township (Beltrami)</b>			
Minnesota Association of Townships	337	8.6%	29
<b>Total for Entity</b>	<b>\$337</b>		<b>\$29</b>
<b>Lansing Township (Mower)</b>			
Minnesota Association of Townships	644	8.6%	55
<b>Total for Entity</b>	<b>\$644</b>		<b>\$55</b>
<b>Laona Township (Roseau)</b>			
Minnesota Association of Townships	514	8.6%	44
<b>Total for Entity</b>	<b>\$514</b>		<b>\$44</b>
<b>Larkin Township (Nobles)</b>			
Minnesota Association of Townships	329	8.6%	28
<b>Total for Entity</b>	<b>\$329</b>		<b>\$28</b>
<b>Lavell Township (Saint Louis)</b>			
Minnesota Association of Townships	437	8.6%	38
<b>Total for Entity</b>	<b>\$437</b>		<b>\$38</b>
<b>Lawrence Township (Grant)</b>			
Minnesota Association of Townships	297	8.6%	26
<b>Total for Entity</b>	<b>\$297</b>		<b>\$26</b>
<b>Lawrence Township (Itasca)</b>			
Minnesota Association of Townships	480	8.6%	41
<b>Total for Entity</b>	<b>\$480</b>		<b>\$41</b>
<b>Le Ray Township (Blue Earth)</b>			
Minnesota Association of Townships	578	8.6%	50
<b>Total for Entity</b>	<b>\$578</b>		<b>\$50</b>
<b>Le Sauk Township (Stearns)</b>			
Minnesota Association of Townships	970	8.6%	83
<b>Total for Entity</b>	<b>\$970</b>		<b>\$83</b>

**Table 5**  
**2014 Lobbying Expenditures Paid With Association Dues**  
**Listed by Entity**

Name of Entity (County) Association Name	Total Local Government Dues	Proportion of Dues Used for Lobbying	Total Dues Used for Lobbying
<b>Le Sueur County</b>			
Association of Minnesota Counties	11,937	14.4%	1,719
<b>Total for Entity</b>	<b>\$11,937</b>		<b>\$1,719</b>
<b>Le Sueur County Soil and Water Conservation District</b>			
Minnesota Association of Soil and Water Conservation Districts	2,866	12.0%	344
<b>Total for Entity</b>	<b>\$2,866</b>		<b>\$344</b>
<b>Leaf Lake Township (Otter Tail)</b>			
Minnesota Association of Townships	517	8.6%	44
<b>Total for Entity</b>	<b>\$517</b>		<b>\$44</b>
<b>Leaf Mountain Township (Otter Tail)</b>			
Minnesota Association of Townships	442	8.6%	38
<b>Total for Entity</b>	<b>\$442</b>		<b>\$38</b>
<b>Leaf River Township (Wadena)</b>			
Minnesota Association of Townships	509	8.6%	44
<b>Total for Entity</b>	<b>\$509</b>		<b>\$44</b>
<b>Leaf Valley Township (Douglas)</b>			
Minnesota Association of Townships	485	8.6%	42
<b>Total for Entity</b>	<b>\$485</b>		<b>\$42</b>
<b>Leavenworth Township (Brown)</b>			
Minnesota Association of Townships	428	8.6%	37
<b>Total for Entity</b>	<b>\$428</b>		<b>\$37</b>
<b>Lee Township (Aitkin)</b>			
Minnesota Association of Townships	285	8.6%	25
<b>Total for Entity</b>	<b>\$285</b>		<b>\$25</b>
<b>Lee Township (Beltrami)</b>			
Minnesota Association of Townships	287	8.6%	25
<b>Total for Entity</b>	<b>\$287</b>		<b>\$25</b>
<b>Lee Township (Norman)</b>			
Minnesota Association of Townships	307	8.6%	26
<b>Total for Entity</b>	<b>\$307</b>		<b>\$26</b>



**Table 5**  
**2014 Lobbying Expenditures Paid With Association Dues**  
**Listed by Entity**

<b>Name of Entity (County)</b> <b>Association Name</b>	<b>Total Local Government Dues</b>	<b>Proportion of Dues Used for Lobbying</b>	<b>Total Dues Used for Lobbying</b>
<b>Leech Lake Township (Cass)</b>			
Minnesota Association of Townships	477	8.6%	41
<b>Total for Entity</b>	<b>\$477</b>		<b>\$41</b>
<b>Leeds Township (Murray)</b>			
Minnesota Association of Townships	336	8.6%	29
<b>Total for Entity</b>	<b>\$336</b>		<b>\$29</b>
<b>Leenthrop Township (Chippewa)</b>			
Minnesota Association of Townships	343	8.6%	29
<b>Total for Entity</b>	<b>\$343</b>		<b>\$29</b>
<b>Leiding Township (Saint Louis)</b>			
Minnesota Association of Townships	465	8.6%	40
<b>Total for Entity</b>	<b>\$465</b>		<b>\$40</b>
<b>Leigh Township (Morrison)</b>			
Minnesota Association of Townships	336	8.6%	29
<b>Total for Entity</b>	<b>\$336</b>		<b>\$29</b>
<b>Lemond Township (Steele)</b>			
Minnesota Association of Townships	497	8.6%	43
<b>Total for Entity</b>	<b>\$497</b>		<b>\$43</b>
<b>Lent Township (Chisago)</b>			
Minnesota Association of Townships	1,391	8.6%	120
<b>Total for Entity</b>	<b>\$1,391</b>		<b>\$120</b>
<b>Leon Township (Clearwater)</b>			
Minnesota Association of Townships	449	8.6%	39
<b>Total for Entity</b>	<b>\$449</b>		<b>\$39</b>
<b>Leon Township (Goodhue)</b>			
Minnesota Association of Townships	623	8.6%	54
<b>Total for Entity</b>	<b>\$623</b>		<b>\$54</b>
<b>Leonardsville Township (Traverse)</b>			
Minnesota Association of Townships	303	8.6%	26
<b>Total for Entity</b>	<b>\$303</b>		<b>\$26</b>

**Table 5**  
**2014 Lobbying Expenditures Paid With Association Dues**  
**Listed by Entity**

<b>Name of Entity (County)</b> <b>Association Name</b>	<b>Total Local Government Dues</b>	<b>Proportion of Dues Used for Lobbying</b>	<b>Total Dues Used for Lobbying</b>
<b>Leota Township (Nobles)</b>			
Minnesota Association of Townships	463	8.6%	40
<b>Total for Entity</b>	<b>\$463</b>		<b>\$40</b>
<b>LeRoy Township (Mower)</b>			
Minnesota Association of Townships	451	8.6%	39
<b>Total for Entity</b>	<b>\$451</b>		<b>\$39</b>
<b>Leslie Township (Todd)</b>			
Minnesota Association of Townships	543	8.6%	47
<b>Total for Entity</b>	<b>\$543</b>		<b>\$47</b>
<b>Lessor Township (Polk)</b>			
Minnesota Association of Townships	325	8.6%	28
<b>Total for Entity</b>	<b>\$325</b>		<b>\$28</b>
<b>Leven Township (Pope)</b>			
Minnesota Association of Townships	497	8.6%	43
<b>Total for Entity</b>	<b>\$497</b>		<b>\$43</b>
<b>Lewis Township (Mille Lacs)</b>			
Minnesota Association of Townships	285	8.6%	25
<b>Total for Entity</b>	<b>\$285</b>		<b>\$25</b>
<b>Lexington Township (Le Sueur)</b>			
Minnesota Association of Townships	564	8.6%	49
<b>Total for Entity</b>	<b>\$564</b>		<b>\$49</b>
<b>Libby Township (Aitkin)</b>			
Minnesota Association of Townships	284	8.6%	24
<b>Total for Entity</b>	<b>\$284</b>		<b>\$24</b>
<b>Liberty Township (Beltrami)</b>			
Minnesota Association of Townships	576	8.6%	50
<b>Total for Entity</b>	<b>\$576</b>		<b>\$50</b>
<b>Liberty Township (Polk)</b>			
Minnesota Association of Townships	304	8.6%	26
<b>Total for Entity</b>	<b>\$304</b>		<b>\$26</b>

**Table 5**  
**2014 Lobbying Expenditures Paid With Association Dues**  
**Listed by Entity**

<b>Name of Entity (County)</b> <b>Association Name</b>	<b>Total Local Government Dues</b>	<b>Proportion of Dues Used for Lobbying</b>	<b>Total Dues Used for Lobbying</b>
<b>Lida Township (Otter Tail)</b>			
Minnesota Association of Townships	578	8.6%	50
<b>Total for Entity</b>	<b>\$578</b>		<b>\$50</b>
<b>Lien Township (Grant)</b>			
Minnesota Association of Townships	305	8.6%	26
<b>Total for Entity</b>	<b>\$305</b>		<b>\$26</b>
<b>Lima Township (Cass)</b>			
Minnesota Association of Townships	303	8.6%	26
<b>Total for Entity</b>	<b>\$303</b>		<b>\$26</b>
<b>Lime Lake Township (Murray)</b>			
Minnesota Association of Townships	327	8.6%	28
<b>Total for Entity</b>	<b>\$327</b>		<b>\$28</b>
<b>Lime Township (Blue Earth)</b>			
Minnesota Association of Townships	862	8.6%	74
<b>Total for Entity</b>	<b>\$862</b>		<b>\$74</b>
<b>Limestone Township (Lincoln)</b>			
Minnesota Association of Townships	313	8.6%	27
<b>Total for Entity</b>	<b>\$313</b>		<b>\$27</b>
<b>Lincoln County</b>			
Association of Minnesota Counties	5,429	14.4%	782
<b>Total for Entity</b>	<b>\$5,429</b>		<b>\$782</b>
<b>Lincoln Soil and Water Conservation District</b>			
Minnesota Association of Soil and Water Conservation Districts	1,966	12.0%	236
<b>Total for Entity</b>	<b>\$1,966</b>		<b>\$236</b>
<b>Lincoln Township (Blue Earth)</b>			
Minnesota Association of Townships	334	8.6%	29
<b>Total for Entity</b>	<b>\$334</b>		<b>\$29</b>
<b>Lincoln Township (Marshall)</b>			
Minnesota Association of Townships	307	8.6%	26
<b>Total for Entity</b>	<b>\$307</b>		<b>\$26</b>

**Table 5**  
**2014 Lobbying Expenditures Paid With Association Dues**  
**Listed by Entity**

<b>Name of Entity (County)</b> <b>Association Name</b>	<b>Total Local Government Dues</b>	<b>Proportion of Dues Used for Lobbying</b>	<b>Total Dues Used for Lobbying</b>
<b>Lincoln-Pipestone Rural Water System</b>			
League of Minnesota Cities	1,677	10.1%	169
<b>Total for Entity</b>	<b>\$1,677</b>		<b>\$169</b>
<b>Lind Township (Roseau)</b>			
Minnesota Association of Townships	288	8.6%	25
<b>Total for Entity</b>	<b>\$288</b>		<b>\$25</b>
<b>Linden Grove Township (Saint Louis)</b>			
Minnesota Association of Townships	317	8.6%	27
<b>Total for Entity</b>	<b>\$317</b>		<b>\$27</b>
<b>Linden Township (Brown)</b>			
Minnesota Association of Townships	432	8.6%	37
<b>Total for Entity</b>	<b>\$432</b>		<b>\$37</b>
<b>Linsell Township (Marshall)</b>			
Minnesota Association of Townships	279	8.6%	24
<b>Total for Entity</b>	<b>\$279</b>		<b>\$24</b>
<b>Linwood Township (Anoka)</b>			
Minnesota Association of Townships	2,064	8.6%	178
<b>Total for Entity</b>	<b>\$2,064</b>		<b>\$178</b>
<b>Lisbon Township (Yellow Medicine)</b>			
Minnesota Association of Townships	333	8.6%	29
<b>Total for Entity</b>	<b>\$333</b>		<b>\$29</b>
<b>Lismore Township (Nobles)</b>			
Minnesota Association of Townships	325	8.6%	28
<b>Total for Entity</b>	<b>\$325</b>		<b>\$28</b>
<b>Litchfield Township (Meeker)</b>			
Minnesota Association of Townships	602	8.6%	52
<b>Total for Entity</b>	<b>\$602</b>		<b>\$52</b>
<b>Little Elbow Township (Mahnomen)</b>			
Minnesota Association of Townships	425	8.6%	37
<b>Total for Entity</b>	<b>\$425</b>		<b>\$37</b>

**Table 5**  
**2014 Lobbying Expenditures Paid With Association Dues**  
**Listed by Entity**

<b>Name of Entity (County)</b> <b>Association Name</b>	<b>Total Local Government Dues</b>	<b>Proportion of Dues Used for Lobbying</b>	<b>Total Dues Used for Lobbying</b>
<b>Little Elk Township (Todd)</b>			
Minnesota Association of Townships	430	8.6%	37
<b>Total for Entity</b>	<b>\$430</b>		<b>\$37</b>
<b>Little Falls Township (Morrison)</b>			
Minnesota Association of Townships	944	8.6%	81
<b>Total for Entity</b>	<b>\$944</b>		<b>\$81</b>
<b>Little Pine Township (Crow Wing)</b>			
Minnesota Association of Townships	297	8.6%	26
<b>Total for Entity</b>	<b>\$297</b>		<b>\$26</b>
<b>Little Rock Township (Nobles)</b>			
Minnesota Association of Townships	336	8.6%	29
<b>Total for Entity</b>	<b>\$336</b>		<b>\$29</b>
<b>Little Sauk Township (Todd)</b>			
Minnesota Association of Townships	600	8.6%	52
<b>Total for Entity</b>	<b>\$600</b>		<b>\$52</b>
<b>Livonia Township (Sherburne)</b>			
Minnesota Association of Townships	2,326	8.6%	200
<b>Total for Entity</b>	<b>\$2,326</b>		<b>\$200</b>
<b>Lockhart Township (Norman)</b>			
Minnesota Association of Townships	286	8.6%	25
<b>Total for Entity</b>	<b>\$286</b>		<b>\$25</b>
<b>Lodi Township (Mower)</b>			
Minnesota Association of Townships	426	8.6%	37
<b>Total for Entity</b>	<b>\$426</b>		<b>\$37</b>
<b>Logan Township (Aitkin)</b>			
Minnesota Association of Townships	326	8.6%	28
<b>Total for Entity</b>	<b>\$326</b>		<b>\$28</b>
<b>Logan Township (Grant)</b>			
Minnesota Association of Townships	298	8.6%	26
<b>Total for Entity</b>	<b>\$298</b>		<b>\$26</b>

**Table 5**  
**2014 Lobbying Expenditures Paid With Association Dues**  
**Listed by Entity**

<b>Name of Entity (County)</b> <b>Association Name</b>	<b>Total Local Government Dues</b>	<b>Proportion of Dues Used for Lobbying</b>	<b>Total Dues Used for Lobbying</b>
<b>London Township (Freeborn)</b>			
Minnesota Association of Townships	440	8.6%	38
<b>Total for Entity</b>	<b>\$440</b>		<b>\$38</b>
<b>Lone Pine Township (Itasca)</b>			
Minnesota Association of Townships	469	8.6%	40
<b>Total for Entity</b>	<b>\$469</b>		<b>\$40</b>
<b>Lone Tree Township (Chippewa)</b>			
Minnesota Association of Townships	331	8.6%	28
<b>Total for Entity</b>	<b>\$331</b>		<b>\$28</b>
<b>Long Lake Township (Crow Wing)</b>			
Minnesota Association of Townships	742	8.6%	64
<b>Total for Entity</b>	<b>\$742</b>		<b>\$64</b>
<b>Long Lake Township (Watonwan)</b>			
Minnesota Association of Townships	447	8.6%	38
<b>Total for Entity</b>	<b>\$447</b>		<b>\$38</b>
<b>Long Lost Lake Township (Clearwater)</b>			
Minnesota Association of Townships	284	8.6%	24
<b>Total for Entity</b>	<b>\$284</b>		<b>\$24</b>
<b>Long Prairie Township (Todd)</b>			
Minnesota Association of Townships	605	8.6%	52
<b>Total for Entity</b>	<b>\$605</b>		<b>\$52</b>
<b>Loon Lake Township (Cass)</b>			
Minnesota Association of Townships	515	8.6%	44
<b>Total for Entity</b>	<b>\$515</b>		<b>\$44</b>
<b>Lorain Township (Nobles)</b>			
Minnesota Association of Townships	436	8.6%	37
<b>Total for Entity</b>	<b>\$436</b>		<b>\$37</b>
<b>Louisville Township (Red Lake)</b>			
Minnesota Association of Townships	328	8.6%	28
<b>Total for Entity</b>	<b>\$328</b>		<b>\$28</b>

**Table 5**  
**2014 Lobbying Expenditures Paid With Association Dues**  
**Listed by Entity**

<b>Name of Entity (County)</b> <b>Association Name</b>	<b>Total Local Government Dues</b>	<b>Proportion of Dues Used for Lobbying</b>	<b>Total Dues Used for Lobbying</b>
<b>Louisville Township (Scott)</b>			
Minnesota Association of Townships	821	8.6%	71
<b>Total for Entity</b>	<b>\$821</b>		<b>\$71</b>
<b>Louriston Township (Chippewa)</b>			
Minnesota Association of Townships	319	8.6%	27
<b>Total for Entity</b>	<b>\$319</b>		<b>\$27</b>
<b>Lowell Township (Polk)</b>			
Minnesota Association of Townships	436	8.6%	37
<b>Total for Entity</b>	<b>\$436</b>		<b>\$37</b>
<b>Lower Minnesota River Watershed District</b>			
Minnesota Association of Watershed Districts	2,125	47.5%	1,009
<b>Total for Entity</b>	<b>\$2,125</b>		<b>\$1,009</b>
<b>Lowville Township (Murray)</b>			
Minnesota Association of Townships	324	8.6%	28
<b>Total for Entity</b>	<b>\$324</b>		<b>\$28</b>
<b>Lucas Township (Lyon)</b>			
Minnesota Association of Townships	349	8.6%	30
<b>Total for Entity</b>	<b>\$349</b>		<b>\$30</b>
<b>Lund Township (Douglas)</b>			
Minnesota Association of Townships	441	8.6%	38
<b>Total for Entity</b>	<b>\$441</b>		<b>\$38</b>
<b>Lura Township (Faribault)</b>			
Minnesota Association of Townships	320	8.6%	28
<b>Total for Entity</b>	<b>\$320</b>		<b>\$28</b>
<b>Lutsen Township (Cook)</b>			
Minnesota Association of Townships	476	8.6%	41
<b>Total for Entity</b>	<b>\$476</b>		<b>\$41</b>
<b>Luverne Township (Rock)</b>			
Minnesota Association of Townships	491	8.6%	42
<b>Total for Entity</b>	<b>\$491</b>		<b>\$42</b>

**Table 5**  
**2014 Lobbying Expenditures Paid With Association Dues**  
**Listed by Entity**

<b>Name of Entity (County)</b> <b>Association Name</b>	<b>Total Local Government Dues</b>	<b>Proportion of Dues Used for Lobbying</b>	<b>Total Dues Used for Lobbying</b>
<b>Luxemburg Township (Stearns)</b>			
Minnesota Association of Townships	546	8.6%	47
<b>Total for Entity</b>	<b>\$546</b>		<b>\$47</b>
<b>Lyle Township (Mower)</b>			
Minnesota Association of Townships	454	8.6%	39
<b>Total for Entity</b>	<b>\$454</b>		<b>\$39</b>
<b>Lynd Township (Lyon)</b>			
Minnesota Association of Townships	472	8.6%	41
<b>Total for Entity</b>	<b>\$472</b>		<b>\$41</b>
<b>Lynden Township (Stearns)</b>			
Minnesota Association of Townships	1,036	8.6%	89
<b>Total for Entity</b>	<b>\$1,036</b>		<b>\$89</b>
<b>Lynn Township (McLeod)</b>			
Minnesota Association of Townships	512	8.6%	44
<b>Total for Entity</b>	<b>\$512</b>		<b>\$44</b>
<b>Lyon County</b>			
Association of Minnesota Counties	11,179	14.4%	1,610
<b>Total for Entity</b>	<b>\$11,179</b>		<b>\$1,610</b>
<b>Lyon Soil and Water Conservation District</b>			
Minnesota Association of Soil and Water Conservation Districts	2,700	12.0%	324
<b>Total for Entity</b>	<b>\$2,700</b>		<b>\$324</b>
<b>Lyons Township (Lyon)</b>			
Minnesota Association of Townships	334	8.6%	29
<b>Total for Entity</b>	<b>\$334</b>		<b>\$29</b>
<b>Lyons Township (Wadena)</b>			
Minnesota Association of Townships	332	8.6%	29
<b>Total for Entity</b>	<b>\$332</b>		<b>\$29</b>
<b>Lyra Township (Blue Earth)</b>			
Minnesota Association of Townships	443	8.6%	38
<b>Total for Entity</b>	<b>\$443</b>		<b>\$38</b>



**Table 5**  
**2014 Lobbying Expenditures Paid With Association Dues**  
**Listed by Entity**

<b>Name of Entity (County)</b> <b>Association Name</b>	<b>Total Local Government Dues</b>	<b>Proportion of Dues Used for Lobbying</b>	<b>Total Dues Used for Lobbying</b>
<b>Macsville Township (Grant)</b>			
Minnesota Association of Townships	304	8.6%	26
<b>Total for Entity</b>	<b>\$304</b>		<b>\$26</b>
<b>Macville Township (Aitkin)</b>			
Minnesota Association of Townships	335	8.6%	29
<b>Total for Entity</b>	<b>\$335</b>		<b>\$29</b>
<b>Madelia Township (Watonwan)</b>			
Minnesota Association of Townships	451	8.6%	39
<b>Total for Entity</b>	<b>\$451</b>		<b>\$39</b>
<b>Madison Township (Lac qui Parle)</b>			
Minnesota Association of Townships	338	8.6%	29
<b>Total for Entity</b>	<b>\$338</b>		<b>\$29</b>
<b>Magnolia Township (Rock)</b>			
Minnesota Association of Townships	335	8.6%	29
<b>Total for Entity</b>	<b>\$335</b>		<b>\$29</b>
<b>Mahnomen County</b>			
Association of Minnesota Counties	4,387	14.4%	632
Minnesota Rural Counties Caucus	2,100	50.0%	1,050
<b>Total for Entity</b>	<b>\$6,487</b>		<b>\$1,682</b>
<b>Mahnomen Soil and Water Conservation District</b>			
Minnesota Association of Soil and Water Conservation Districts	100	12.0%	12
<b>Total for Entity</b>	<b>\$100</b>		<b>\$12</b>
<b>Mahtowa Township (Carlton)</b>			
Minnesota Association of Townships	539	8.6%	46
<b>Total for Entity</b>	<b>\$539</b>		<b>\$46</b>
<b>Maine Prairie Township (Stearns)</b>			
Minnesota Association of Townships	1,017	8.6%	87
<b>Total for Entity</b>	<b>\$1,017</b>		<b>\$87</b>
<b>Maine Township (Otter Tail)</b>			
Minnesota Association of Townships	545	8.6%	47
<b>Total for Entity</b>	<b>\$545</b>		<b>\$47</b>

**Table 5**  
**2014 Lobbying Expenditures Paid With Association Dues**  
**Listed by Entity**

Name of Entity (County) Association Name	Total Local Government Dues	Proportion of Dues Used for Lobbying	Total Dues Used for Lobbying
<b>Malmo Township (Aitkin)</b>			
Minnesota Association of Townships	444	8.6%	38
<b>Total for Entity</b>	<b>\$444</b>		<b>\$38</b>
<b>Malta Township (Big Stone)</b>			
Minnesota Association of Townships	303	8.6%	26
<b>Total for Entity</b>	<b>\$303</b>		<b>\$26</b>
<b>Malung Township (Roseau)</b>			
Minnesota Association of Townships	479	8.6%	41
<b>Total for Entity</b>	<b>\$479</b>		<b>\$41</b>
<b>Mamre Township (Kandiyohi)</b>			
Minnesota Association of Townships	462	8.6%	40
<b>Total for Entity</b>	<b>\$462</b>		<b>\$40</b>
<b>Manannah Township (Meeker)</b>			
Minnesota Association of Townships	530	8.6%	46
<b>Total for Entity</b>	<b>\$530</b>		<b>\$46</b>
<b>Manchester Township (Freeborn)</b>			
Minnesota Association of Townships	474	8.6%	41
<b>Total for Entity</b>	<b>\$474</b>		<b>\$41</b>
<b>Mandt Township (Chippewa)</b>			
Minnesota Association of Townships	316	8.6%	27
<b>Total for Entity</b>	<b>\$316</b>		<b>\$27</b>
<b>Manfred Township (Lac qui Parle)</b>			
Minnesota Association of Townships	300	8.6%	26
<b>Total for Entity</b>	<b>\$300</b>		<b>\$26</b>
<b>Mankato Township (Blue Earth)</b>			
Minnesota Association of Townships	1,040	8.6%	89
<b>Total for Entity</b>	<b>\$1,040</b>		<b>\$89</b>
<b>Mansfield Township (Freeborn)</b>			
Minnesota Association of Townships	344	8.6%	30
<b>Total for Entity</b>	<b>\$344</b>		<b>\$30</b>

**Table 5**  
**2014 Lobbying Expenditures Paid With Association Dues**  
**Listed by Entity**

<b>Name of Entity (County)</b> <b>Association Name</b>	<b>Total Local Government Dues</b>	<b>Proportion of Dues Used for Lobbying</b>	<b>Total Dues Used for Lobbying</b>
<b>Manston Township (Wilkin)</b>			
Minnesota Association of Townships	285	8.6%	25
<b>Total for Entity</b>	<b>\$285</b>		<b>\$25</b>
<b>Mantorville Township (Dodge)</b>			
Minnesota Association of Townships	1,034	8.6%	89
<b>Total for Entity</b>	<b>\$1,034</b>		<b>\$89</b>
<b>Mantrap Township (Hubbard)</b>			
Minnesota Association of Townships	505	8.6%	43
<b>Total for Entity</b>	<b>\$505</b>		<b>\$43</b>
<b>Manyaska Township (Martin)</b>			
Minnesota Association of Townships	438	8.6%	38
<b>Total for Entity</b>	<b>\$438</b>		<b>\$38</b>
<b>Maple Grove Township (Becker)</b>			
Minnesota Association of Townships	484	8.6%	42
<b>Total for Entity</b>	<b>\$484</b>		<b>\$42</b>
<b>Maple Grove Township (Crow Wing)</b>			
Minnesota Association of Townships	589	8.6%	51
<b>Total for Entity</b>	<b>\$589</b>		<b>\$51</b>
<b>Maple Grove Transit</b>			
Suburban Transit Association	9,500	94.7%	8,996
<b>Total for Entity</b>	<b>\$9,500</b>		<b>\$8,996</b>
<b>Maple Lake Township (Wright)</b>			
Minnesota Association of Townships	1,079	8.6%	93
<b>Total for Entity</b>	<b>\$1,079</b>		<b>\$93</b>
<b>Maple Ridge Township (Beltrami)</b>			
Minnesota Association of Townships	303	8.6%	26
<b>Total for Entity</b>	<b>\$303</b>		<b>\$26</b>
<b>Maple Ridge Township (Isanti)</b>			
Minnesota Association of Townships	585	8.6%	50
<b>Total for Entity</b>	<b>\$585</b>		<b>\$50</b>

**Table 5**  
**2014 Lobbying Expenditures Paid With Association Dues**  
**Listed by Entity**

<b>Name of Entity (County)</b> <b>Association Name</b>	<b>Total Local Government Dues</b>	<b>Proportion of Dues Used for Lobbying</b>	<b>Total Dues Used for Lobbying</b>
<b>Maple Township (Cass)</b>			
Minnesota Association of Townships	460	8.6%	40
<b>Total for Entity</b>	<b>\$460</b>		<b>\$40</b>
<b>Mapleton Township (Blue Earth)</b>			
Minnesota Association of Townships	441	8.6%	38
<b>Total for Entity</b>	<b>\$441</b>		<b>\$38</b>
<b>Maplewood Township (Otter Tail)</b>			
Minnesota Association of Townships	439	8.6%	38
<b>Total for Entity</b>	<b>\$439</b>		<b>\$38</b>
<b>Marble Township (Lincoln)</b>			
Minnesota Association of Townships	320	8.6%	28
<b>Total for Entity</b>	<b>\$320</b>		<b>\$28</b>
<b>Marcell Township (Itasca)</b>			
Minnesota Association of Townships	491	8.6%	42
<b>Total for Entity</b>	<b>\$491</b>		<b>\$42</b>
<b>Marion Township (Olmsted)</b>			
Minnesota Association of Townships	1,612	8.6%	139
<b>Total for Entity</b>	<b>\$1,612</b>		<b>\$139</b>
<b>Marsh Creek Township (Mahnomen)</b>			
Minnesota Association of Townships	320	8.6%	28
<b>Total for Entity</b>	<b>\$320</b>		<b>\$28</b>
<b>Marsh Grove Township (Marshall)</b>			
Minnesota Association of Townships	315	8.6%	27
<b>Total for Entity</b>	<b>\$315</b>		<b>\$27</b>
<b>Marshall County</b>			
Association of Minnesota Counties	6,010	14.4%	865
Minnesota Rural Counties Caucus	2,100	50.0%	1,050
<b>Total for Entity</b>	<b>\$8,110</b>		<b>\$1,915</b>
<b>Marshall Soil and Water Conservation District</b>			
Minnesota Association of Soil and Water Conservation Districts	1,966	12.0%	236
<b>Total for Entity</b>	<b>\$1,966</b>		<b>\$236</b>

**Table 5**  
**2014 Lobbying Expenditures Paid With Association Dues**  
**Listed by Entity**

<b>Name of Entity (County)</b> <b>Association Name</b>	<b>Total Local Government Dues</b>	<b>Proportion of Dues Used for Lobbying</b>	<b>Total Dues Used for Lobbying</b>
<b>Marshall Township (Mower)</b>			
Minnesota Association of Townships	455	8.6%	39
<b>Total for Entity</b>	<b>\$455</b>		<b>\$39</b>
<b>Marshan Township (Dakota)</b>			
Minnesota Association of Townships	770	8.6%	66
<b>Total for Entity</b>	<b>\$770</b>		<b>\$66</b>
<b>Marshfield Township (Lincoln)</b>			
Minnesota Association of Townships	346	8.6%	30
<b>Total for Entity</b>	<b>\$346</b>		<b>\$30</b>
<b>Martin County</b>			
Association of Minnesota Counties	10,319	14.4%	1,486
<b>Total for Entity</b>	<b>\$10,319</b>		<b>\$1,486</b>
<b>Martin Soil and Water Conservation District</b>			
Minnesota Association of Soil and Water Conservation Districts	2,852	12.0%	342
<b>Total for Entity</b>	<b>\$2,852</b>		<b>\$342</b>
<b>Martin Township (Rock)</b>			
Minnesota Association of Townships	459	8.6%	39
<b>Total for Entity</b>	<b>\$459</b>		<b>\$39</b>
<b>Martinsburg Township (Renville)</b>			
Minnesota Association of Townships	330	8.6%	28
<b>Total for Entity</b>	<b>\$330</b>		<b>\$28</b>
<b>Mary Township (Norman)</b>			
Minnesota Association of Townships	325	8.6%	28
<b>Total for Entity</b>	<b>\$325</b>		<b>\$28</b>
<b>Marysland Township (Swift)</b>			
Minnesota Association of Townships	301	8.6%	26
<b>Total for Entity</b>	<b>\$301</b>		<b>\$26</b>
<b>Marysville Township (Wright)</b>			
Minnesota Association of Townships	1,108	8.6%	95
<b>Total for Entity</b>	<b>\$1,108</b>		<b>\$95</b>

**Table 5**  
**2014 Lobbying Expenditures Paid With Association Dues**  
**Listed by Entity**

Name of Entity (County) Association Name	Total Local Government Dues	Proportion of Dues Used for Lobbying	Total Dues Used for Lobbying
<b>Mason Township (Murray)</b>			
Minnesota Association of Townships	436	8.6%	37
<b>Total for Entity</b>	<b>\$436</b>		<b>\$37</b>
<b>Max Township (Itasca)</b>			
Minnesota Association of Townships	314	8.6%	27
<b>Total for Entity</b>	<b>\$314</b>		<b>\$27</b>
<b>Maxwell Township (Lac qui Parle)</b>			
Minnesota Association of Townships	328	8.6%	28
<b>Total for Entity</b>	<b>\$328</b>		<b>\$28</b>
<b>May Township (Cass)</b>			
Minnesota Association of Townships	611	8.6%	53
<b>Total for Entity</b>	<b>\$611</b>		<b>\$53</b>
<b>May Township (Washington)</b>			
Minnesota Association of Townships	1,307	8.6%	112
<b>Total for Entity</b>	<b>\$1,307</b>		<b>\$112</b>
<b>Mayfield Township (Pennington)</b>			
Minnesota Association of Townships	287	8.6%	25
<b>Total for Entity</b>	<b>\$287</b>		<b>\$25</b>
<b>Mayhew Lake Township (Benton)</b>			
Minnesota Association of Townships	609	8.6%	52
<b>Total for Entity</b>	<b>\$609</b>		<b>\$52</b>
<b>Mayville Township (Houston)</b>			
Minnesota Association of Townships	468	8.6%	40
<b>Total for Entity</b>	<b>\$468</b>		<b>\$40</b>
<b>Maywood Township (Benton)</b>			
Minnesota Association of Townships	646	8.6%	56
<b>Total for Entity</b>	<b>\$646</b>		<b>\$56</b>
<b>Mazeppa Township (Wabasha)</b>			
Minnesota Association of Townships	567	8.6%	49
<b>Total for Entity</b>	<b>\$567</b>		<b>\$49</b>

**Table 5**  
**2014 Lobbying Expenditures Paid With Association Dues**  
**Listed by Entity**

Name of Entity (County) Association Name	Total Local Government Dues	Proportion of Dues Used for Lobbying	Total Dues Used for Lobbying
<b>McCauleyville Township (Wilkin)</b>			
Minnesota Association of Townships	290	8.6%	25
<b>Total for Entity</b>	<b>\$290</b>		<b>\$25</b>
<b>McCrea Township (Marshall)</b>			
Minnesota Association of Townships	347	8.6%	30
<b>Total for Entity</b>	<b>\$347</b>		<b>\$30</b>
<b>McDavitt Township (Saint Louis)</b>			
Minnesota Association of Townships	486	8.6%	42
Range Association of Municipalities and Schools	400	30.0%	120
<b>Total for Entity</b>	<b>\$886</b>		<b>\$162</b>
<b>McDonaldsville Township (Norman)</b>			
Minnesota Association of Townships	296	8.6%	25
<b>Total for Entity</b>	<b>\$296</b>		<b>\$25</b>
<b>McGregor Township (Aitkin)</b>			
Minnesota Association of Townships	302	8.6%	26
<b>Total for Entity</b>	<b>\$302</b>		<b>\$26</b>
<b>McKinley Township (Cass)</b>			
Minnesota Association of Townships	312	8.6%	27
<b>Total for Entity</b>	<b>\$312</b>		<b>\$27</b>
<b>McLeod County</b>			
Association of Minnesota Counties	13,805	14.4%	1,988
Minnesota Rural Counties Caucus	2,100	50.0%	1,050
<b>Total for Entity</b>	<b>\$15,905</b>		<b>\$3,038</b>
<b>McLeod Soil and Water Conservation District</b>			
Minnesota Association of Soil and Water Conservation Districts	2,866	12.0%	344
<b>Total for Entity</b>	<b>\$2,866</b>		<b>\$344</b>
<b>McPherson Township (Blue Earth)</b>			
Minnesota Association of Townships	492	8.6%	42
<b>Total for Entity</b>	<b>\$492</b>		<b>\$42</b>

**Table 5**  
**2014 Lobbying Expenditures Paid With Association Dues**  
**Listed by Entity**

<b>Name of Entity (County)</b> <b>Association Name</b>	<b>Total Local Government Dues</b>	<b>Proportion of Dues Used for Lobbying</b>	<b>Total Dues Used for Lobbying</b>
<b>Meadow Brook Township (Cass)</b>			
Minnesota Association of Townships	342	8.6%	29
<b>Total for Entity</b>	<b>\$342</b>		<b>\$29</b>
<b>Meadow Township (Wadena)</b>			
Minnesota Association of Townships	338	8.6%	29
<b>Total for Entity</b>	<b>\$338</b>		<b>\$29</b>
<b>Meadowlands Township (Saint Louis)</b>			
Minnesota Association of Townships	437	8.6%	38
<b>Total for Entity</b>	<b>\$437</b>		<b>\$38</b>
<b>Meadows Township (Wilkin)</b>			
Minnesota Association of Townships	283	8.6%	24
<b>Total for Entity</b>	<b>\$283</b>		<b>\$24</b>
<b>Medford Township (Steele)</b>			
Minnesota Association of Townships	600	8.6%	52
<b>Total for Entity</b>	<b>\$600</b>		<b>\$52</b>
<b>Medo Township (Blue Earth)</b>			
Minnesota Association of Townships	456	8.6%	39
<b>Total for Entity</b>	<b>\$456</b>		<b>\$39</b>
<b>Meeker County</b>			
Association of Minnesota Counties	10,709	14.4%	1,542
<b>Total for Entity</b>	<b>\$10,709</b>		<b>\$1,542</b>
<b>Meeker Soil and Water Conservation District</b>			
Minnesota Association of Soil and Water Conservation Districts	2,686	12.0%	322
<b>Total for Entity</b>	<b>\$2,686</b>		<b>\$322</b>
<b>Mehurin Township (Lac qui Parle)</b>			
Minnesota Association of Townships	293	8.6%	25
<b>Total for Entity</b>	<b>\$293</b>		<b>\$25</b>
<b>Melrose Township (Stearns)</b>			
Minnesota Association of Townships	585	8.6%	50
<b>Total for Entity</b>	<b>\$585</b>		<b>\$50</b>



**Table 5**  
**2014 Lobbying Expenditures Paid With Association Dues**  
**Listed by Entity**

Name of Entity (County) Association Name	Total Local Government Dues	Proportion of Dues Used for Lobbying	Total Dues Used for Lobbying
<b>Melville Township (Renville)</b>			
Minnesota Association of Townships	341	8.6%	29
<b>Total for Entity</b>	<b>\$341</b>		<b>\$29</b>
<b>Meriden Township (Steele)</b>			
Minnesota Association of Townships	537	8.6%	46
<b>Total for Entity</b>	<b>\$537</b>		<b>\$46</b>
<b>Merton Township (Steele)</b>			
Minnesota Association of Townships	449	8.6%	39
<b>Total for Entity</b>	<b>\$449</b>		<b>\$39</b>
<b>Metropolitan Council</b>			
League of Minnesota Cities	1,677	10.1%	169
<b>Total for Entity</b>	<b>\$1,677</b>		<b>\$169</b>
<b>Metropolitan Mosquito Control District</b>			
League of Minnesota Cities	1,677	10.1%	169
<b>Total for Entity</b>	<b>\$1,677</b>		<b>\$169</b>
<b>Mickinock Township (Roseau)</b>			
Minnesota Association of Townships	436	8.6%	37
<b>Total for Entity</b>	<b>\$436</b>		<b>\$37</b>
<b>Middle Fork Crow River Watershed District</b>			
League of Minnesota Cities	1,677	10.1%	169
Minnesota Association of Watershed Districts	3,500	47.5%	1,662
<b>Total for Entity</b>	<b>\$5,177</b>		<b>\$1,831</b>
<b>Middle River Township (Marshall)</b>			
Minnesota Association of Townships	295	8.6%	25
<b>Total for Entity</b>	<b>\$295</b>		<b>\$25</b>
<b>Middle-Snake-Tamarac Rivers Watershed District</b>			
Minnesota Association of Watershed Districts	2,566	47.5%	1,219
<b>Total for Entity</b>	<b>\$2,566</b>		<b>\$1,219</b>
<b>Middletown Township (Jackson)</b>			
Minnesota Association of Townships	341	8.6%	29
<b>Total for Entity</b>	<b>\$341</b>		<b>\$29</b>

**Table 5**  
**2014 Lobbying Expenditures Paid With Association Dues**  
**Listed by Entity**

<b>Name of Entity (County)</b> <b>Association Name</b>	<b>Total Local Government Dues</b>	<b>Proportion of Dues Used for Lobbying</b>	<b>Total Dues Used for Lobbying</b>
<b>Middleville Township (Wright)</b>			
Minnesota Association of Townships	645	8.6%	55
<b>Total for Entity</b>	<b>\$645</b>		<b>\$55</b>
<b>Mid-Minnesota Development Commission</b>			
League of Minnesota Cities	1,677	10.1%	169
<b>Total for Entity</b>	<b>\$1,677</b>		<b>\$169</b>
<b>Midway Township (Cottonwood)</b>			
Minnesota Association of Townships	338	8.6%	29
<b>Total for Entity</b>	<b>\$338</b>		<b>\$29</b>
<b>Midway Township (Saint Louis)</b>			
Minnesota Association of Townships	860	8.6%	74
<b>Total for Entity</b>	<b>\$860</b>		<b>\$74</b>
<b>Milaca Township (Mille Lacs)</b>			
Minnesota Association of Townships	917	8.6%	79
<b>Total for Entity</b>	<b>\$917</b>		<b>\$79</b>
<b>Milford Township (Brown)</b>			
Minnesota Association of Townships	555	8.6%	48
<b>Total for Entity</b>	<b>\$555</b>		<b>\$48</b>
<b>Mille Lacs County</b>			
Association of Minnesota Counties	10,884	14.4%	1,567
Minnesota Rural Counties Caucus	2,100	50.0%	1,050
<b>Total for Entity</b>	<b>\$12,984</b>		<b>\$2,617</b>
<b>Mille Lacs Soil and Water Conservation District</b>			
Minnesota Association of Soil and Water Conservation Districts	2,618	12.0%	314
<b>Total for Entity</b>	<b>\$2,618</b>		<b>\$314</b>
<b>Millerville Township (Douglas)</b>			
Minnesota Association of Townships	446	8.6%	38
<b>Total for Entity</b>	<b>\$446</b>		<b>\$38</b>
<b>Millward Township (Aitkin)</b>			
Minnesota Association of Townships	293	8.6%	25
<b>Total for Entity</b>	<b>\$293</b>		<b>\$25</b>

**Table 5**  
**2014 Lobbying Expenditures Paid With Association Dues**  
**Listed by Entity**

Name of Entity (County) Association Name	Total Local Government Dues	Proportion of Dues Used for Lobbying	Total Dues Used for Lobbying
<b>Millwood Township (Stearns)</b>			
Minnesota Association of Townships	656	8.6%	56
<b>Total for Entity</b>	<b>\$656</b>		<b>\$56</b>
<b>Milo Township (Mille Lacs)</b>			
Minnesota Association of Townships	851	8.6%	73
<b>Total for Entity</b>	<b>\$851</b>		<b>\$73</b>
<b>Milton Township (Dodge)</b>			
Minnesota Association of Townships	575	8.6%	49
<b>Total for Entity</b>	<b>\$575</b>		<b>\$49</b>
<b>Miltona Township (Douglas)</b>			
Minnesota Association of Townships	597	8.6%	51
<b>Total for Entity</b>	<b>\$597</b>		<b>\$51</b>
<b>Minden Township (Benton)</b>			
Minnesota Association of Townships	946	8.6%	81
<b>Total for Entity</b>	<b>\$946</b>		<b>\$81</b>
<b>Minerva Township (Clearwater)</b>			
Minnesota Association of Townships	423	8.6%	36
<b>Total for Entity</b>	<b>\$423</b>		<b>\$36</b>
<b>Minnehaha Creek Watershed District</b>			
League of Minnesota Cities	1,677	10.1%	169
Minnesota Association of Watershed Districts	3,500	47.5%	1,662
<b>Total for Entity</b>	<b>\$5,177</b>		<b>\$1,831</b>
<b>Minneiska Township (Wabasha)</b>			
Minnesota Association of Townships	330	8.6%	28
<b>Total for Entity</b>	<b>\$330</b>		<b>\$28</b>
<b>Minneola Township (Goodhue)</b>			
Minnesota Association of Townships	541	8.6%	47
<b>Total for Entity</b>	<b>\$541</b>		<b>\$47</b>
<b>Minneota Township (Jackson)</b>			
Minnesota Association of Townships	424	8.6%	36
<b>Total for Entity</b>	<b>\$424</b>		<b>\$36</b>

**Table 5**  
**2014 Lobbying Expenditures Paid With Association Dues**  
**Listed by Entity**

<b>Name of Entity (County)</b> <b>Association Name</b>	<b>Total Local Government Dues</b>	<b>Proportion of Dues Used for Lobbying</b>	<b>Total Dues Used for Lobbying</b>
<b>Minnesota Falls Township (Yellow Medicine)</b>			
Minnesota Association of Townships	473	8.6%	41
<b>Total for Entity</b>	<b>\$473</b>		<b>\$41</b>
<b>Minnesota Lake Township (Faribault)</b>			
Minnesota Association of Townships	328	8.6%	28
<b>Total for Entity</b>	<b>\$328</b>		<b>\$28</b>
<b>Minnesota Valley Transit Association</b>			
Suburban Transit Association	33,364	94.7%	31,596
<b>Total for Entity</b>	<b>\$33,364</b>		<b>\$31,596</b>
<b>Minnewaska Township (Pope)</b>			
Minnesota Association of Townships	501	8.6%	43
<b>Total for Entity</b>	<b>\$501</b>		<b>\$43</b>
<b>Minnie Township (Beltrami)</b>			
Minnesota Association of Townships	278	8.6%	24
<b>Total for Entity</b>	<b>\$278</b>		<b>\$24</b>
<b>Mission Creek Township (Pine)</b>			
Minnesota Association of Townships	541	8.6%	47
<b>Total for Entity</b>	<b>\$541</b>		<b>\$47</b>
<b>Mission Township (Crow Wing)</b>			
Minnesota Association of Townships	603	8.6%	52
<b>Total for Entity</b>	<b>\$603</b>		<b>\$52</b>
<b>Mississippi Watershed Management Organization</b>			
League of Minnesota Cities	1,677	10.1%	169
<b>Total for Entity</b>	<b>\$1,677</b>		<b>\$169</b>
<b>Mitchell Township (Wilkin)</b>			
Minnesota Association of Townships	298	8.6%	26
<b>Total for Entity</b>	<b>\$298</b>		<b>\$26</b>
<b>Moe Township (Douglas)</b>			
Minnesota Association of Townships	590	8.6%	51
<b>Total for Entity</b>	<b>\$590</b>		<b>\$51</b>

**Table 5**  
**2014 Lobbying Expenditures Paid With Association Dues**  
**Listed by Entity**

<b>Name of Entity (County)</b> <b>Association Name</b>	<b>Total Local Government Dues</b>	<b>Proportion of Dues Used for Lobbying</b>	<b>Total Dues Used for Lobbying</b>
<b>Moland Township (Clay)</b>			
Minnesota Association of Townships	438	8.6%	38
<b>Total for Entity</b>	<b>\$438</b>		<b>\$38</b>
<b>Moltke Township (Sibley)</b>			
Minnesota Association of Townships	424	8.6%	36
<b>Total for Entity</b>	<b>\$424</b>		<b>\$36</b>
<b>Money Creek Township (Houston)</b>			
Minnesota Association of Townships	531	8.6%	46
<b>Total for Entity</b>	<b>\$531</b>		<b>\$46</b>
<b>Monroe Township (Lyon)</b>			
Minnesota Association of Townships	333	8.6%	29
<b>Total for Entity</b>	<b>\$333</b>		<b>\$29</b>
<b>Monson Township (Traverse)</b>			
Minnesota Association of Townships	311	8.6%	27
<b>Total for Entity</b>	<b>\$311</b>		<b>\$27</b>
<b>Montgomery Township (Le Sueur)</b>			
Minnesota Association of Townships	554	8.6%	48
<b>Total for Entity</b>	<b>\$554</b>		<b>\$48</b>
<b>Monticello Township (Wright)</b>			
Minnesota Association of Townships	1,446	8.6%	124
<b>Total for Entity</b>	<b>\$1,446</b>		<b>\$124</b>
<b>Moonshine Township (Big Stone)</b>			
Minnesota Association of Townships	302	8.6%	26
<b>Total for Entity</b>	<b>\$302</b>		<b>\$26</b>
<b>Moore Township (Stevens)</b>			
Minnesota Association of Townships	347	8.6%	30
<b>Total for Entity</b>	<b>\$347</b>		<b>\$30</b>
<b>Moorhead Township (Clay)</b>			
Minnesota Association of Townships	323	8.6%	28
<b>Total for Entity</b>	<b>\$323</b>		<b>\$28</b>

**Table 5**  
**2014 Lobbying Expenditures Paid With Association Dues**  
**Listed by Entity**

<b>Name of Entity (County)</b> <b>Association Name</b>	<b>Total Local Government Dues</b>	<b>Proportion of Dues Used for Lobbying</b>	<b>Total Dues Used for Lobbying</b>
<b>Moose Creek Township (Clearwater)</b>			
Minnesota Association of Townships	345	8.6%	30
<b>Total for Entity</b>	<b>\$345</b>		<b>\$30</b>
<b>Moose Lake Township (Beltrami)</b>			
Minnesota Association of Townships	343	8.6%	29
<b>Total for Entity</b>	<b>\$343</b>		<b>\$29</b>
<b>Moose Lake Township (Carlton)</b>			
Minnesota Association of Townships	746	8.6%	64
<b>Total for Entity</b>	<b>\$746</b>		<b>\$64</b>
<b>Moose Lake Township (Cass)</b>			
Minnesota Association of Townships	304	8.6%	26
<b>Total for Entity</b>	<b>\$304</b>		<b>\$26</b>
<b>Moose Lake-Windemere Area Sanitary Sewer District</b>			
League of Minnesota Cities	1,677	10.1%	169
<b>Total for Entity</b>	<b>\$1,677</b>		<b>\$169</b>
<b>Moose Park Township (Itasca)</b>			
Minnesota Association of Townships	291	8.6%	25
<b>Total for Entity</b>	<b>\$291</b>		<b>\$25</b>
<b>Moose River Township (Marshall)</b>			
Minnesota Association of Townships	279	8.6%	24
<b>Total for Entity</b>	<b>\$279</b>		<b>\$24</b>
<b>Moose Township (Roseau)</b>			
Minnesota Association of Townships	306	8.6%	26
<b>Total for Entity</b>	<b>\$306</b>		<b>\$26</b>
<b>Moran Township (Todd)</b>			
Minnesota Association of Townships	500	8.6%	43
<b>Total for Entity</b>	<b>\$500</b>		<b>\$43</b>
<b>Moranville Township (Roseau)</b>			
Minnesota Association of Townships	619	8.6%	53
<b>Total for Entity</b>	<b>\$619</b>		<b>\$53</b>

**Table 5**  
**2014 Lobbying Expenditures Paid With Association Dues**  
**Listed by Entity**

<b>Name of Entity (County)</b> <b>Association Name</b>	<b>Total Local Government Dues</b>	<b>Proportion of Dues Used for Lobbying</b>	<b>Total Dues Used for Lobbying</b>
<b>Morcom Township (Saint Louis)</b>			
Minnesota Association of Townships	300	8.6%	26
<b>Total for Entity</b>	<b>\$300</b>		<b>\$26</b>
<b>Morgan Township (Redwood)</b>			
Minnesota Association of Townships	349	8.6%	30
<b>Total for Entity</b>	<b>\$349</b>		<b>\$30</b>
<b>Morken Township (Clay)</b>			
Minnesota Association of Townships	319	8.6%	27
<b>Total for Entity</b>	<b>\$319</b>		<b>\$27</b>
<b>Morrill Township (Morrison)</b>			
Minnesota Association of Townships	564	8.6%	49
<b>Total for Entity</b>	<b>\$564</b>		<b>\$49</b>
<b>Morris Township (Stevens)</b>			
Minnesota Association of Townships	465	8.6%	40
<b>Total for Entity</b>	<b>\$465</b>		<b>\$40</b>
<b>Morrison County</b>			
Association of Minnesota Counties	12,913	14.4%	1,859
Minnesota Rural Counties Caucus	2,100	50.0%	1,050
<b>Total for Entity</b>	<b>\$15,013</b>		<b>\$2,909</b>
<b>Morrison Soil and Water Conservation District</b>			
Minnesota Association of Soil and Water Conservation Districts	2,866	12.0%	344
<b>Total for Entity</b>	<b>\$2,866</b>		<b>\$344</b>
<b>Morrison Township (Aitkin)</b>			
Minnesota Association of Townships	333	8.6%	29
<b>Total for Entity</b>	<b>\$333</b>		<b>\$29</b>
<b>Morristown Township (Rice)</b>			
Minnesota Association of Townships	566	8.6%	49
<b>Total for Entity</b>	<b>\$566</b>		<b>\$49</b>
<b>Morse Township (Itasca)</b>			
Minnesota Association of Townships	537	8.6%	46
<b>Total for Entity</b>	<b>\$537</b>		<b>\$46</b>

**Table 5**  
**2014 Lobbying Expenditures Paid With Association Dues**  
**Listed by Entity**

<b>Name of Entity (County)</b> <b>Association Name</b>	<b>Total Local Government Dues</b>	<b>Proportion of Dues Used for Lobbying</b>	<b>Total Dues Used for Lobbying</b>
<b>Morse Township (Saint Louis)</b>			
Minnesota Association of Townships	798	8.6%	69
Range Association of Municipalities and Schools	400	30.0%	120
<b>Total for Entity</b>	<b>\$1,198</b>		<b>\$189</b>
<b>Moscow Township (Freeborn)</b>			
Minnesota Association of Townships	509	8.6%	44
<b>Total for Entity</b>	<b>\$509</b>		<b>\$44</b>
<b>Motley Township (Morrison)</b>			
Minnesota Association of Townships	339	8.6%	29
<b>Total for Entity</b>	<b>\$339</b>		<b>\$29</b>
<b>Moulton Township (Murray)</b>			
Minnesota Association of Townships	334	8.6%	29
<b>Total for Entity</b>	<b>\$334</b>		<b>\$29</b>
<b>Mound Prairie Township (Houston)</b>			
Minnesota Association of Townships	532	8.6%	46
<b>Total for Entity</b>	<b>\$532</b>		<b>\$46</b>
<b>Mound Township (Rock)</b>			
Minnesota Association of Townships	348	8.6%	30
<b>Total for Entity</b>	<b>\$348</b>		<b>\$30</b>
<b>Mount Morris Township (Morrison)</b>			
Minnesota Association of Townships	298	8.6%	26
<b>Total for Entity</b>	<b>\$298</b>		<b>\$26</b>
<b>Mount Pleasant Township (Wabasha)</b>			
Minnesota Association of Townships	481	8.6%	41
<b>Total for Entity</b>	<b>\$481</b>		<b>\$41</b>
<b>Mount Vernon Township (Winona)</b>			
Minnesota Association of Townships	426	8.6%	37
<b>Total for Entity</b>	<b>\$426</b>		<b>\$37</b>
<b>Mountain Lake Township (Cottonwood)</b>			
Minnesota Association of Townships	462	8.6%	40
<b>Total for Entity</b>	<b>\$462</b>		<b>\$40</b>



**Table 5**  
**2014 Lobbying Expenditures Paid With Association Dues**  
**Listed by Entity**

Name of Entity (County) Association Name	Total Local Government Dues	Proportion of Dues Used for Lobbying	Total Dues Used for Lobbying
<b>Mower County</b>			
Association of Minnesota Counties	14,180	14.4%	2,042
<b>Total for Entity</b>	<b>\$14,180</b>		<b>\$2,042</b>
<b>Mower County Soil and Water Conservation District</b>			
Minnesota Association of Soil and Water Conservation Districts	2,866	12.0%	344
<b>Total for Entity</b>	<b>\$2,866</b>		<b>\$344</b>
<b>Moyer Township (Swift)</b>			
Minnesota Association of Townships	298	8.6%	26
<b>Total for Entity</b>	<b>\$298</b>		<b>\$26</b>
<b>Moylan Township (Marshall)</b>			
Minnesota Association of Townships	301	8.6%	26
<b>Total for Entity</b>	<b>\$301</b>		<b>\$26</b>
<b>Mudgett Township (Mille Lacs)</b>			
Minnesota Association of Townships	298	8.6%	26
<b>Total for Entity</b>	<b>\$298</b>		<b>\$26</b>
<b>Mulligan Township (Brown)</b>			
Minnesota Association of Townships	338	8.6%	29
<b>Total for Entity</b>	<b>\$338</b>		<b>\$29</b>
<b>Munch Township (Pine)</b>			
Minnesota Association of Townships	438	8.6%	38
<b>Total for Entity</b>	<b>\$438</b>		<b>\$38</b>
<b>Munson Township (Stearns)</b>			
Minnesota Association of Townships	886	8.6%	76
<b>Total for Entity</b>	<b>\$886</b>		<b>\$76</b>
<b>Murray County</b>			
Association of Minnesota Counties	6,797	14.4%	979
<b>Total for Entity</b>	<b>\$6,797</b>		<b>\$979</b>
<b>Murray Soil and Water Conservation District</b>			
Minnesota Association of Soil and Water Conservation Districts	1,966	12.0%	236
<b>Total for Entity</b>	<b>\$1,966</b>		<b>\$236</b>

**Table 5**  
**2014 Lobbying Expenditures Paid With Association Dues**  
**Listed by Entity**

Name of Entity (County) Association Name	Total Local Government Dues	Proportion of Dues Used for Lobbying	Total Dues Used for Lobbying
<b>Murray Township (Murray)</b>			
Minnesota Association of Townships	325	8.6%	28
<b>Total for Entity</b>	<b>\$325</b>		<b>\$28</b>
<b>Nashville Township (Martin)</b>			
Minnesota Association of Townships	332	8.6%	29
<b>Total for Entity</b>	<b>\$332</b>		<b>\$29</b>
<b>Nashwauk Township (Itasca)</b>			
League of Minnesota Cities	801	10.1%	81
Minnesota Association of Townships	563	8.6%	48
Range Association of Municipalities and Schools	350	30.0%	105
<b>Total for Entity</b>	<b>\$1,714</b>		<b>\$234</b>
<b>National Joint Powers Alliance</b>			
Minnesota Rural Education Association	1,600	37.9%	606
<b>Total for Entity</b>	<b>\$1,600</b>		<b>\$606</b>
<b>Nebish Township (Beltrami)</b>			
Minnesota Association of Townships	434	8.6%	37
<b>Total for Entity</b>	<b>\$434</b>		<b>\$37</b>
<b>Nelson Park Township (Marshall)</b>			
Minnesota Association of Townships	311	8.6%	27
<b>Total for Entity</b>	<b>\$311</b>		<b>\$27</b>
<b>Nelson Township (Watonwan)</b>			
Minnesota Association of Townships	431	8.6%	37
<b>Total for Entity</b>	<b>\$431</b>		<b>\$37</b>
<b>Nereson Township (Roseau)</b>			
Minnesota Association of Townships	287	8.6%	25
<b>Total for Entity</b>	<b>\$287</b>		<b>\$25</b>
<b>Nesbit Township (Polk)</b>			
Minnesota Association of Townships	300	8.6%	26
<b>Total for Entity</b>	<b>\$300</b>		<b>\$26</b>

**Table 5**  
**2014 Lobbying Expenditures Paid With Association Dues**  
**Listed by Entity**

<b>Name of Entity (County)</b> <b>Association Name</b>	<b>Total Local Government Dues</b>	<b>Proportion of Dues Used for Lobbying</b>	<b>Total Dues Used for Lobbying</b>
<b>Ness Township (Saint Louis)</b>			
Minnesota Association of Townships	290	8.6%	25
<b>Total for Entity</b>	<b>\$290</b>		<b>\$25</b>
<b>Nessel Township (Chisago)</b>			
Minnesota Association of Townships	1,028	8.6%	88
<b>Total for Entity</b>	<b>\$1,028</b>		<b>\$88</b>
<b>Nevada Township (Mower)</b>			
Minnesota Association of Townships	449	8.6%	39
<b>Total for Entity</b>	<b>\$449</b>		<b>\$39</b>
<b>Nevis Township (Hubbard)</b>			
Minnesota Association of Townships	731	8.6%	63
<b>Total for Entity</b>	<b>\$731</b>		<b>\$63</b>
<b>New Auburn Township (Sibley)</b>			
Minnesota Association of Townships	470	8.6%	40
<b>Total for Entity</b>	<b>\$470</b>		<b>\$40</b>
<b>New Avon Township (Redwood)</b>			
Minnesota Association of Townships	328	8.6%	28
<b>Total for Entity</b>	<b>\$328</b>		<b>\$28</b>
<b>New Dosey Township (Pine)</b>			
Minnesota Association of Townships	293	8.6%	25
<b>Total for Entity</b>	<b>\$293</b>		<b>\$25</b>
<b>New Folden Township (Marshall)</b>			
Minnesota Association of Townships	345	8.6%	30
<b>Total for Entity</b>	<b>\$345</b>		<b>\$30</b>
<b>New Hartford Township (Winona)</b>			
Minnesota Association of Townships	620	8.6%	53
<b>Total for Entity</b>	<b>\$620</b>		<b>\$53</b>
<b>New Haven Township (Olmsted)</b>			
Minnesota Association of Townships	792	8.6%	68
<b>Total for Entity</b>	<b>\$792</b>		<b>\$68</b>

**Table 5**  
**2014 Lobbying Expenditures Paid With Association Dues**  
**Listed by Entity**

<b>Name of Entity (County)</b> <b>Association Name</b>	<b>Total Local Government Dues</b>	<b>Proportion of Dues Used for Lobbying</b>	<b>Total Dues Used for Lobbying</b>
<b>New Independence Township (Saint Louis)</b>			
Minnesota Association of Townships	434	8.6%	37
<b>Total for Entity</b>	<b>\$434</b>		<b>\$37</b>
<b>New London Township (Kandiyohi)</b>			
Minnesota Association of Townships	1,348	8.6%	116
<b>Total for Entity</b>	<b>\$1,348</b>		<b>\$116</b>
<b>New Maine Township (Marshall)</b>			
Minnesota Association of Townships	335	8.6%	29
<b>Total for Entity</b>	<b>\$335</b>		<b>\$29</b>
<b>New Market Township (Scott)</b>			
Minnesota Association of Townships	1,520	8.6%	131
<b>Total for Entity</b>	<b>\$1,520</b>		<b>\$131</b>
<b>New Prairie Township (Pope)</b>			
Minnesota Association of Townships	331	8.6%	28
<b>Total for Entity</b>	<b>\$331</b>		<b>\$28</b>
<b>New Richland Township (Waseca)</b>			
Minnesota Association of Townships	481	8.6%	41
<b>Total for Entity</b>	<b>\$481</b>		<b>\$41</b>
<b>New Solum Township (Marshall)</b>			
Minnesota Association of Townships	444	8.6%	38
<b>Total for Entity</b>	<b>\$444</b>		<b>\$38</b>
<b>New Sweden Township (Nicollet)</b>			
Minnesota Association of Townships	432	8.6%	37
<b>Total for Entity</b>	<b>\$432</b>		<b>\$37</b>
<b>Newburg Township (Fillmore)</b>			
Minnesota Association of Townships	460	8.6%	40
<b>Total for Entity</b>	<b>\$460</b>		<b>\$40</b>
<b>Newry Township (Freeborn)</b>			
Minnesota Association of Townships	482	8.6%	41
<b>Total for Entity</b>	<b>\$482</b>		<b>\$41</b>

**Table 5**  
**2014 Lobbying Expenditures Paid With Association Dues**  
**Listed by Entity**

<b>Name of Entity (County)</b> <b>Association Name</b>	<b>Total Local Government Dues</b>	<b>Proportion of Dues Used for Lobbying</b>	<b>Total Dues Used for Lobbying</b>
<b>Newton Township (Otter Tail)</b>			
Minnesota Association of Townships	577	8.6%	50
<b>Total for Entity</b>	<b>\$577</b>		<b>\$50</b>
<b>Nickerson Township (Pine)</b>			
Minnesota Association of Townships	322	8.6%	28
<b>Total for Entity</b>	<b>\$322</b>		<b>\$28</b>
<b>Nicollet County</b>			
Association of Minnesota Counties	12,713	14.4%	1,831
<b>Total for Entity</b>	<b>\$12,713</b>		<b>\$1,831</b>
<b>Nicollet Soil and Water Conservation District</b>			
Minnesota Association of Soil and Water Conservation Districts	2,866	12.0%	344
<b>Total for Entity</b>	<b>\$2,866</b>		<b>\$344</b>
<b>Nicollet Township (Nicollet)</b>			
Minnesota Association of Townships	506	8.6%	44
<b>Total for Entity</b>	<b>\$506</b>		<b>\$44</b>
<b>Nidaros Township (Otter Tail)</b>			
Minnesota Association of Townships	444	8.6%	38
<b>Total for Entity</b>	<b>\$444</b>		<b>\$38</b>
<b>Nilsen Township (Wilkin)</b>			
Minnesota Association of Townships	290	8.6%	25
<b>Total for Entity</b>	<b>\$290</b>		<b>\$25</b>
<b>Nine Mile Creek Watershed District</b>			
League of Minnesota Cities	1,677	10.1%	169
Minnesota Association of Watershed Districts	3,500	47.5%	1,662
<b>Total for Entity</b>	<b>\$5,177</b>		<b>\$1,831</b>
<b>Nininger Township (Dakota)</b>			
Minnesota Association of Townships	647	8.6%	56
<b>Total for Entity</b>	<b>\$647</b>		<b>\$56</b>
<b>Nobles County</b>			
Association of Minnesota Counties	10,095	14.4%	1,454
<b>Total for Entity</b>	<b>\$10,095</b>		<b>\$1,454</b>

**Table 5**  
**2014 Lobbying Expenditures Paid With Association Dues**  
**Listed by Entity**

Name of Entity (County) Association Name	Total Local Government Dues	Proportion of Dues Used for Lobbying	Total Dues Used for Lobbying
<b>Nobles Soil and Water Conservation District</b>			
Minnesota Association of Soil and Water Conservation Districts	2,137	12.0%	256
<b>Total for Entity</b>	<b>\$2,137</b>		<b>\$256</b>
<b>Nokay Lake Township (Crow Wing)</b>			
Minnesota Association of Townships	608	8.6%	52
<b>Total for Entity</b>	<b>\$608</b>		<b>\$52</b>
<b>Nora Township (Clearwater)</b>			
Minnesota Association of Townships	479	8.6%	41
<b>Total for Entity</b>	<b>\$479</b>		<b>\$41</b>
<b>Nora Township (Pope)</b>			
Minnesota Association of Townships	335	8.6%	29
<b>Total for Entity</b>	<b>\$335</b>		<b>\$29</b>
<b>Norden Township (Pennington)</b>			
Minnesota Association of Townships	462	8.6%	40
<b>Total for Entity</b>	<b>\$462</b>		<b>\$40</b>
<b>Nordick Township (Wilkin)</b>			
Minnesota Association of Townships	298	8.6%	26
<b>Total for Entity</b>	<b>\$298</b>		<b>\$26</b>
<b>Nordland Township (Aitkin)</b>			
Minnesota Association of Townships	653	8.6%	56
<b>Total for Entity</b>	<b>\$653</b>		<b>\$56</b>
<b>Nordland Township (Lyon)</b>			
Minnesota Association of Townships	337	8.6%	29
<b>Total for Entity</b>	<b>\$337</b>		<b>\$29</b>
<b>Nore Township (Itasca)</b>			
Minnesota Association of Townships	288	8.6%	25
<b>Total for Entity</b>	<b>\$288</b>		<b>\$25</b>
<b>Norfolk Township (Renville)</b>			
Minnesota Association of Townships	319	8.6%	27
<b>Total for Entity</b>	<b>\$319</b>		<b>\$27</b>

**Table 5**  
**2014 Lobbying Expenditures Paid With Association Dues**  
**Listed by Entity**

Name of Entity (County) Association Name	Total Local Government Dues	Proportion of Dues Used for Lobbying	Total Dues Used for Lobbying
<b>Norman County</b>			
Association of Minnesota Counties	5,540	14.4%	798
Minnesota Rural Counties Caucus	2,100	50.0%	1,050
<b>Total for Entity</b>	<b>\$7,640</b>		<b>\$1,848</b>
<b>Norman County Soil and Water Conservation District</b>			
Minnesota Association of Soil and Water Conservation Districts	1,966	12.0%	236
<b>Total for Entity</b>	<b>\$1,966</b>		<b>\$236</b>
<b>Norman Township (Pine)</b>			
Minnesota Association of Townships	349	8.6%	30
<b>Total for Entity</b>	<b>\$349</b>		<b>\$30</b>
<b>Norman Township (Yellow Medicine)</b>			
Minnesota Association of Townships	421	8.6%	36
<b>Total for Entity</b>	<b>\$421</b>		<b>\$36</b>
<b>Normania Township (Yellow Medicine)</b>			
Minnesota Association of Townships	330	8.6%	28
<b>Total for Entity</b>	<b>\$330</b>		<b>\$28</b>
<b>Normanna Township (Saint Louis)</b>			
Minnesota Association of Townships	598	8.6%	51
<b>Total for Entity</b>	<b>\$598</b>		<b>\$51</b>
<b>North Branch Township (Isanti)</b>			
Minnesota Association of Townships	991	8.6%	85
<b>Total for Entity</b>	<b>\$991</b>		<b>\$85</b>
<b>North Fork Crow River Watershed District</b>			
League of Minnesota Cities	1,677	10.1%	169
Minnesota Association of Watershed Districts	1,541	47.5%	732
<b>Total for Entity</b>	<b>\$3,218</b>		<b>\$901</b>
<b>North Fork Township (Stearns)</b>			
Minnesota Association of Townships	350	8.6%	30
<b>Total for Entity</b>	<b>\$350</b>		<b>\$30</b>

**Table 5**  
**2014 Lobbying Expenditures Paid With Association Dues**  
**Listed by Entity**

Name of Entity (County) Association Name	Total Local Government Dues	Proportion of Dues Used for Lobbying	Total Dues Used for Lobbying
<b>North Germany Township (Wadena)</b>			
Minnesota Association of Townships	439	8.6%	38
<b>Total for Entity</b>	<b>\$439</b>		<b>\$38</b>
<b>North Hero Township (Redwood)</b>			
Minnesota Association of Townships	320	8.6%	28
<b>Total for Entity</b>	<b>\$320</b>		<b>\$28</b>
<b>North Koochiching Area Sanitary District</b>			
League of Minnesota Cities	1,677	10.1%	169
Minnesota Environmental Science and Economic Review Board	2,861	34.7%	993
<b>Total for Entity</b>	<b>\$4,538</b>		<b>\$1,162</b>
<b>North Ottawa Township (Grant)</b>			
Minnesota Association of Townships	286	8.6%	25
<b>Total for Entity</b>	<b>\$286</b>		<b>\$25</b>
<b>North Star Township (Brown)</b>			
Minnesota Association of Townships	428	8.6%	37
<b>Total for Entity</b>	<b>\$428</b>		<b>\$37</b>
<b>North Star Township (Saint Louis)</b>			
Minnesota Association of Townships	329	8.6%	28
<b>Total for Entity</b>	<b>\$329</b>		<b>\$28</b>
<b>North Township (Pennington)</b>			
Minnesota Association of Townships	572	8.6%	49
<b>Total for Entity</b>	<b>\$572</b>		<b>\$49</b>
<b>Northeast Metro 916 Intermediate School District</b>			
Association of Metropolitan School Districts, Inc.	6,405	70.4%	4,509
Minnesota School Boards Association	4,298	22.5%	967
<b>Total for Entity</b>	<b>\$10,703</b>		<b>\$5,476</b>
<b>Northern Township (Beltrami)</b>			
Minnesota Association of Townships	1,950	8.6%	168
<b>Total for Entity</b>	<b>\$1,950</b>		<b>\$168</b>



**Table 5**  
**2014 Lobbying Expenditures Paid With Association Dues**  
**Listed by Entity**

<b>Name of Entity (County)</b> <b>Association Name</b>	<b>Total Local Government Dues</b>	<b>Proportion of Dues Used for Lobbying</b>	<b>Total Dues Used for Lobbying</b>
<b>Northfield Township (Rice)</b>			
Minnesota Association of Townships	610	8.6%	52
<b>Total for Entity</b>	<b>\$610</b>		<b>\$52</b>
<b>Northland Township (Polk)</b>			
Minnesota Association of Townships	319	8.6%	27
<b>Total for Entity</b>	<b>\$319</b>		<b>\$27</b>
<b>Northland Township (Saint Louis)</b>			
Minnesota Association of Townships	323	8.6%	28
<b>Total for Entity</b>	<b>\$323</b>		<b>\$28</b>
<b>Northwest Service Cooperative</b>			
Minnesota Rural Education Association	1,600	37.9%	606
<b>Total for Entity</b>	<b>\$1,600</b>		<b>\$606</b>
<b>Norton Township (Winona)</b>			
Minnesota Association of Townships	495	8.6%	43
<b>Total for Entity</b>	<b>\$495</b>		<b>\$43</b>
<b>Norway Lake Township (Kandiyohi)</b>			
Minnesota Association of Townships	426	8.6%	37
<b>Total for Entity</b>	<b>\$426</b>		<b>\$37</b>
<b>Norway Township (Fillmore)</b>			
Minnesota Association of Townships	449	8.6%	39
<b>Total for Entity</b>	<b>\$449</b>		<b>\$39</b>
<b>Norway Township (Kittson)</b>			
Minnesota Association of Townships	299	8.6%	26
<b>Total for Entity</b>	<b>\$299</b>		<b>\$26</b>
<b>Norwegian Grove Township (Otter Tail)</b>			
Minnesota Association of Townships	434	8.6%	37
<b>Total for Entity</b>	<b>\$434</b>		<b>\$37</b>
<b>Numedal Township (Pennington)</b>			
Minnesota Association of Townships	298	8.6%	26
<b>Total for Entity</b>	<b>\$298</b>		<b>\$26</b>

**Table 5**  
**2014 Lobbying Expenditures Paid With Association Dues**  
**Listed by Entity**

<b>Name of Entity (County)</b> <b>Association Name</b>	<b>Total Local Government Dues</b>	<b>Proportion of Dues Used for Lobbying</b>	<b>Total Dues Used for Lobbying</b>
<b>Nunda Township (Freeborn)</b>			
Minnesota Association of Townships	443	8.6%	38
<b>Total for Entity</b>	<b>\$443</b>		<b>\$38</b>
<b>Oak Lawn Township (Crow Wing)</b>			
Minnesota Association of Townships	316	8.6%	27
<b>Total for Entity</b>	<b>\$316</b>		<b>\$27</b>
<b>Oak Park Township (Marshall)</b>			
Minnesota Association of Townships	455	8.6%	39
<b>Total for Entity</b>	<b>\$455</b>		<b>\$39</b>
<b>Oak Township (Stearns)</b>			
Minnesota Association of Townships	984	8.6%	85
<b>Total for Entity</b>	<b>\$984</b>		<b>\$85</b>
<b>Oak Valley Township (Otter Tail)</b>			
Minnesota Association of Townships	464	8.6%	40
<b>Total for Entity</b>	<b>\$464</b>		<b>\$40</b>
<b>Oakland Township (Freeborn)</b>			
Minnesota Association of Townships	438	8.6%	38
<b>Total for Entity</b>	<b>\$438</b>		<b>\$38</b>
<b>Oakland Township (Mahnomen)</b>			
Minnesota Association of Townships	991	8.6%	85
<b>Total for Entity</b>	<b>\$991</b>		<b>\$85</b>
<b>Oakport Township (Clay)</b>			
Minnesota Association of Townships	468	8.6%	40
<b>Total for Entity</b>	<b>\$468</b>		<b>\$40</b>
<b>Oakwood Township (Wabasha)</b>			
Minnesota Association of Townships	290	8.6%	25
<b>Total for Entity</b>	<b>\$290</b>		<b>\$25</b>
<b>O'Brien Township (Beltrami)</b>			
Minnesota Association of Townships	533	8.6%	46
<b>Total for Entity</b>	<b>\$533</b>		<b>\$46</b>

**Table 5**  
**2014 Lobbying Expenditures Paid With Association Dues**  
**Listed by Entity**

<b>Name of Entity (County)</b> <b>Association Name</b>	<b>Total Local Government Dues</b>	<b>Proportion of Dues Used for Lobbying</b>	<b>Total Dues Used for Lobbying</b>
<b>Odessa Township (Big Stone)</b>			
Minnesota Association of Townships	311	8.6%	27
<b>Total for Entity</b>	<b>\$311</b>		<b>\$27</b>
<b>Odin Township (Watonwan)</b>			
Minnesota Association of Townships	323	8.6%	28
<b>Total for Entity</b>	<b>\$323</b>		<b>\$28</b>
<b>Ogema Township (Pine)</b>			
Minnesota Association of Townships	450	8.6%	39
<b>Total for Entity</b>	<b>\$450</b>		<b>\$39</b>
<b>Okabena-Ocheda Watershed District</b>			
Minnesota Association of Watershed Districts	962	47.5%	457
<b>Total for Entity</b>	<b>\$962</b>		<b>\$457</b>
<b>Olmsted County</b>			
Association of Minnesota Counties	29,010	14.4%	4,177
Highway 14 Partnership	3,500	100.0%	3,500
Minnesota Inter-County Association	37,487	27.5%	10,309
<b>Total for Entity</b>	<b>\$69,997</b>		<b>\$17,986</b>
<b>Olmsted Soil and Water Conservation District</b>			
Minnesota Association of Soil and Water Conservation Districts	2,866	12.0%	344
<b>Total for Entity</b>	<b>\$2,866</b>		<b>\$344</b>
<b>Olney Township (Nobles)</b>			
Minnesota Association of Townships	336	8.6%	29
<b>Total for Entity</b>	<b>\$336</b>		<b>\$29</b>
<b>Omro Township (Yellow Medicine)</b>			
Minnesota Association of Townships	321	8.6%	28
<b>Total for Entity</b>	<b>\$321</b>		<b>\$28</b>
<b>Onamia Township (Mille Lacs)</b>			
Minnesota Association of Townships	519	8.6%	45
<b>Total for Entity</b>	<b>\$519</b>		<b>\$45</b>

**Table 5**  
**2014 Lobbying Expenditures Paid With Association Dues**  
**Listed by Entity**

Name of Entity (County) Association Name	Total Local Government Dues	Proportion of Dues Used for Lobbying	Total Dues Used for Lobbying
<b>Onstad Township (Polk)</b>			
Minnesota Association of Townships	293	8.6%	25
<b>Total for Entity</b>	<b>\$293</b>		<b>\$25</b>
<b>Orange Township (Douglas)</b>			
Minnesota Association of Townships	437	8.6%	38
<b>Total for Entity</b>	<b>\$437</b>		<b>\$38</b>
<b>Orion Township (Olmsted)</b>			
Minnesota Association of Townships	536	8.6%	46
<b>Total for Entity</b>	<b>\$536</b>		<b>\$46</b>
<b>Oronoco Township (Olmsted)</b>			
Minnesota Association of Townships	1,135	8.6%	98
<b>Total for Entity</b>	<b>\$1,135</b>		<b>\$98</b>
<b>Orrock Township (Sherburne)</b>			
Minnesota Association of Townships	1,521	8.6%	131
<b>Total for Entity</b>	<b>\$1,521</b>		<b>\$131</b>
<b>Orton Township (Wadena)</b>			
Minnesota Association of Townships	334	8.6%	29
<b>Total for Entity</b>	<b>\$334</b>		<b>\$29</b>
<b>Ortonville Township (Big Stone)</b>			
Minnesota Association of Townships	298	8.6%	26
<b>Total for Entity</b>	<b>\$298</b>		<b>\$26</b>
<b>Orwell Township (Otter Tail)</b>			
Minnesota Association of Townships	324	8.6%	28
<b>Total for Entity</b>	<b>\$324</b>		<b>\$28</b>
<b>Osage Township (Becker)</b>			
Minnesota Association of Townships	625	8.6%	54
<b>Total for Entity</b>	<b>\$625</b>		<b>\$54</b>
<b>Osakis Township (Douglas)</b>			
Minnesota Association of Townships	529	8.6%	45
<b>Total for Entity</b>	<b>\$529</b>		<b>\$45</b>

**Table 5**  
**2014 Lobbying Expenditures Paid With Association Dues**  
**Listed by Entity**

<b>Name of Entity (County)</b> <b>Association Name</b>	<b>Total Local Government Dues</b>	<b>Proportion of Dues Used for Lobbying</b>	<b>Total Dues Used for Lobbying</b>
<b>Osborne Township (Pipestone)</b>			
Minnesota Association of Townships	429	8.6%	37
<b>Total for Entity</b>	<b>\$429</b>		<b>\$37</b>
<b>Oscar Township (Otter Tail)</b>			
Minnesota Association of Townships	335	8.6%	29
<b>Total for Entity</b>	<b>\$335</b>		<b>\$29</b>
<b>Osceola Township (Renville)</b>			
Minnesota Association of Townships	319	8.6%	27
<b>Total for Entity</b>	<b>\$319</b>		<b>\$27</b>
<b>Oshawa Township (Nicollet)</b>			
Minnesota Association of Townships	500	8.6%	43
<b>Total for Entity</b>	<b>\$500</b>		<b>\$43</b>
<b>Oshkosh Township (Yellow Medicine)</b>			
Minnesota Association of Townships	335	8.6%	29
<b>Total for Entity</b>	<b>\$335</b>		<b>\$29</b>
<b>Oteneagen Township (Itasca)</b>			
Minnesota Association of Townships	442	8.6%	38
<b>Total for Entity</b>	<b>\$442</b>		<b>\$38</b>
<b>Otisco Township (Waseca)</b>			
Minnesota Association of Townships	533	8.6%	46
<b>Total for Entity</b>	<b>\$533</b>		<b>\$46</b>
<b>Otrey Township (Big Stone)</b>			
Minnesota Association of Townships	297	8.6%	26
<b>Total for Entity</b>	<b>\$297</b>		<b>\$26</b>
<b>Ottawa Township (Le Sueur)</b>			
Minnesota Association of Townships	431	8.6%	37
<b>Total for Entity</b>	<b>\$431</b>		<b>\$37</b>
<b>Otter Tail County</b>			
Association of Minnesota Counties	19,135	14.4%	2,755
<b>Total for Entity</b>	<b>\$19,135</b>		<b>\$2,755</b>

**Table 5**  
**2014 Lobbying Expenditures Paid With Association Dues**  
**Listed by Entity**

<b>Name of Entity (County)</b> <b>Association Name</b>	<b>Total Local Government Dues</b>	<b>Proportion of Dues Used for Lobbying</b>	<b>Total Dues Used for Lobbying</b>
<b>Otter Tail East Soil and Water Conservation District</b>			
Minnesota Association of Soil and Water Conservation Districts	2,866	12.0%	344
<b>Total for Entity</b>	<b>\$2,866</b>		<b>\$344</b>
<b>Otter Tail Peninsula Township (Cass)</b>			
Minnesota Association of Townships	287	8.6%	25
<b>Total for Entity</b>	<b>\$287</b>		<b>\$25</b>
<b>Ottertail Township (Otter Tail)</b>			
Minnesota Association of Townships	498	8.6%	43
<b>Total for Entity</b>	<b>\$498</b>		<b>\$43</b>
<b>Otto Township (Otter Tail)</b>			
Minnesota Association of Townships	518	8.6%	45
<b>Total for Entity</b>	<b>\$518</b>		<b>\$45</b>
<b>Owatonna Township (Steele)</b>			
Minnesota Association of Townships	530	8.6%	46
<b>Total for Entity</b>	<b>\$530</b>		<b>\$46</b>
<b>Owens Township (Saint Louis)</b>			
Minnesota Association of Townships	423	8.6%	36
<b>Total for Entity</b>	<b>\$423</b>		<b>\$36</b>
<b>Oxford Township (Isanti)</b>			
Minnesota Association of Townships	632	8.6%	54
<b>Total for Entity</b>	<b>\$632</b>		<b>\$54</b>
<b>Paddock Township (Otter Tail)</b>			
Minnesota Association of Townships	453	8.6%	39
<b>Total for Entity</b>	<b>\$453</b>		<b>\$39</b>
<b>Page Township (Mille Lacs)</b>			
Minnesota Association of Townships	574	8.6%	49
<b>Total for Entity</b>	<b>\$574</b>		<b>\$49</b>
<b>Palmer Township (Sherburne)</b>			
Minnesota Association of Townships	1,170	8.6%	101
<b>Total for Entity</b>	<b>\$1,170</b>		<b>\$101</b>

**Table 5**  
**2014 Lobbying Expenditures Paid With Association Dues**  
**Listed by Entity**

<b>Name of Entity (County)</b> <b>Association Name</b>	<b>Total Local Government Dues</b>	<b>Proportion of Dues Used for Lobbying</b>	<b>Total Dues Used for Lobbying</b>
<b>Palmville Township (Roseau)</b>			
Minnesota Association of Townships	282	8.6%	24
<b>Total for Entity</b>	<b>\$282</b>		<b>\$24</b>
<b>Palmyra Township (Renville)</b>			
Minnesota Association of Townships	327	8.6%	28
<b>Total for Entity</b>	<b>\$327</b>		<b>\$28</b>
<b>Park Township (Pine)</b>			
Minnesota Association of Townships	282	8.6%	24
<b>Total for Entity</b>	<b>\$282</b>		<b>\$24</b>
<b>Parke Township (Clay)</b>			
Minnesota Association of Townships	496	8.6%	43
<b>Total for Entity</b>	<b>\$496</b>		<b>\$43</b>
<b>Parker Township (Marshall)</b>			
Minnesota Association of Townships	281	8.6%	24
<b>Total for Entity</b>	<b>\$281</b>		<b>\$24</b>
<b>Parker Township (Morrison)</b>			
Minnesota Association of Townships	488	8.6%	42
<b>Total for Entity</b>	<b>\$488</b>		<b>\$42</b>
<b>Parkers Prairie Township (Otter Tail)</b>			
Minnesota Association of Townships	451	8.6%	39
<b>Total for Entity</b>	<b>\$451</b>		<b>\$39</b>
<b>Parnell Township (Polk)</b>			
Minnesota Association of Townships	290	8.6%	25
<b>Total for Entity</b>	<b>\$290</b>		<b>\$25</b>
<b>Parnell Township (Traverse)</b>			
Minnesota Association of Townships	288	8.6%	25
<b>Total for Entity</b>	<b>\$288</b>		<b>\$25</b>
<b>Partridge Township (Pine)</b>			
Minnesota Association of Townships	542	8.6%	47
<b>Total for Entity</b>	<b>\$542</b>		<b>\$47</b>

**Table 5**  
**2014 Lobbying Expenditures Paid With Association Dues**  
**Listed by Entity**

Name of Entity (County) Association Name	Total Local Government Dues	Proportion of Dues Used for Lobbying	Total Dues Used for Lobbying
<b>Paxton Township (Redwood)</b>			
Minnesota Association of Townships	513	8.6%	44
<b>Total for Entity</b>	<b>\$513</b>		<b>\$44</b>
<b>Paynesville Township (Stearns)</b>			
Minnesota Association of Townships	868	8.6%	75
<b>Total for Entity</b>	<b>\$868</b>		<b>\$75</b>
<b>Peace Township (Kanabec)</b>			
Minnesota Association of Townships	634	8.6%	55
<b>Total for Entity</b>	<b>\$634</b>		<b>\$55</b>
<b>Pelan Township (Kittson)</b>			
Minnesota Association of Townships	284	8.6%	24
<b>Total for Entity</b>	<b>\$284</b>		<b>\$24</b>
<b>Pelican Lake Township (Grant)</b>			
Minnesota Association of Townships	480	8.6%	41
<b>Total for Entity</b>	<b>\$480</b>		<b>\$41</b>
<b>Pelican River Watershed District</b>			
League of Minnesota Cities	1,677	10.1%	169
Minnesota Association of Watershed Districts	2,467	47.5%	1,172
<b>Total for Entity</b>	<b>\$4,144</b>		<b>\$1,341</b>
<b>Pelican Township (Crow Wing)</b>			
Minnesota Association of Townships	484	8.6%	42
<b>Total for Entity</b>	<b>\$484</b>		<b>\$42</b>
<b>Pelican Township (Otter Tail)</b>			
Minnesota Association of Townships	539	8.6%	46
<b>Total for Entity</b>	<b>\$539</b>		<b>\$46</b>
<b>Pembina Township (Mahnommen)</b>			
Minnesota Association of Townships	566	8.6%	49
<b>Total for Entity</b>	<b>\$566</b>		<b>\$49</b>
<b>Penn Township (McLeod)</b>			
Minnesota Association of Townships	438	8.6%	38
<b>Total for Entity</b>	<b>\$438</b>		<b>\$38</b>



**Table 5**  
**2014 Lobbying Expenditures Paid With Association Dues**  
**Listed by Entity**

Name of Entity (County) Association Name	Total Local Government Dues	Proportion of Dues Used for Lobbying	Total Dues Used for Lobbying
<b>Pennington County</b>			
Association of Minnesota Counties	6,555	14.4%	944
Minnesota Rural Counties Caucus	2,100	50.0%	1,050
<b>Total for Entity</b>	<b>\$8,655</b>		<b>\$1,994</b>
<b>Pennington Soil and Water Conservation District</b>			
Minnesota Association of Soil and Water Conservation Districts	1,966	12.0%	236
<b>Total for Entity</b>	<b>\$1,966</b>		<b>\$236</b>
<b>Pepin Township (Wabasha)</b>			
Minnesota Association of Townships	458	8.6%	39
<b>Total for Entity</b>	<b>\$458</b>		<b>\$39</b>
<b>Pepperton Township (Stevens)</b>			
Minnesota Association of Townships	311	8.6%	27
<b>Total for Entity</b>	<b>\$311</b>		<b>\$27</b>
<b>Pequaywan Township (Saint Louis)</b>			
Minnesota Association of Townships	310	8.6%	27
<b>Total for Entity</b>	<b>\$310</b>		<b>\$27</b>
<b>Perch Lake Township (Carlton)</b>			
Minnesota Association of Townships	742	8.6%	64
<b>Total for Entity</b>	<b>\$742</b>		<b>\$64</b>
<b>Percy Township (Kittson)</b>			
Minnesota Association of Townships	280	8.6%	24
<b>Total for Entity</b>	<b>\$280</b>		<b>\$24</b>
<b>Perham Township (Otter Tail)</b>			
Minnesota Association of Townships	607	8.6%	52
<b>Total for Entity</b>	<b>\$607</b>		<b>\$52</b>
<b>Perry Lake Township (Crow Wing)</b>			
Minnesota Association of Townships	438	8.6%	38
<b>Total for Entity</b>	<b>\$438</b>		<b>\$38</b>
<b>Perry Township (Lac qui Parle)</b>			
Minnesota Association of Townships	302	8.6%	26
<b>Total for Entity</b>	<b>\$302</b>		<b>\$26</b>

**Table 5**  
**2014 Lobbying Expenditures Paid With Association Dues**  
**Listed by Entity**

Name of Entity (County) Association Name	Total Local Government Dues	Proportion of Dues Used for Lobbying	Total Dues Used for Lobbying
<b>Petersburg Township (Jackson)</b>			
Minnesota Association of Townships	346	8.6%	30
<b>Total for Entity</b>	<b>\$346</b>		<b>\$30</b>
<b>Pickrel Lake Township (Freeborn)</b>			
Minnesota Association of Townships	554	8.6%	48
<b>Total for Entity</b>	<b>\$554</b>		<b>\$48</b>
<b>Pierz Township (Morrison)</b>			
Minnesota Association of Townships	511	8.6%	44
<b>Total for Entity</b>	<b>\$511</b>		<b>\$44</b>
<b>Pike Bay Township (Cass)</b>			
Minnesota Association of Townships	922	8.6%	79
<b>Total for Entity</b>	<b>\$922</b>		<b>\$79</b>
<b>Pike Creek Township (Morrison)</b>			
Minnesota Association of Townships	642	8.6%	55
<b>Total for Entity</b>	<b>\$642</b>		<b>\$55</b>
<b>Pike Township (Saint Louis)</b>			
Minnesota Association of Townships	472	8.6%	41
<b>Total for Entity</b>	<b>\$472</b>		<b>\$41</b>
<b>Pillsbury Township (Swift)</b>			
Minnesota Association of Townships	348	8.6%	30
<b>Total for Entity</b>	<b>\$348</b>		<b>\$30</b>
<b>Pilot Grove Township (Faribault)</b>			
Minnesota Association of Townships	319	8.6%	27
<b>Total for Entity</b>	<b>\$319</b>		<b>\$27</b>
<b>Pilot Mound Township (Fillmore)</b>			
Minnesota Association of Townships	448	8.6%	39
<b>Total for Entity</b>	<b>\$448</b>		<b>\$39</b>
<b>Pine City Township (Pine)</b>			
Minnesota Association of Townships	846	8.6%	73
<b>Total for Entity</b>	<b>\$846</b>		<b>\$73</b>

**Table 5**  
**2014 Lobbying Expenditures Paid With Association Dues**  
**Listed by Entity**

<b>Name of Entity (County)</b> <b>Association Name</b>	<b>Total Local Government Dues</b>	<b>Proportion of Dues Used for Lobbying</b>	<b>Total Dues Used for Lobbying</b>
<b>Pine County</b>			
Arrowhead Counties Association	2,750	55.0%	1,512
Association of Minnesota Counties	11,890	14.4%	1,712
<b>Total for Entity</b>	<b>\$14,640</b>		<b>\$3,224</b>
<b>Pine Island Township (Goodhue)</b>			
Minnesota Association of Townships	515	8.6%	44
<b>Total for Entity</b>	<b>\$515</b>		<b>\$44</b>
<b>Pine Lake Township (Cass)</b>			
Minnesota Association of Townships	336	8.6%	29
<b>Total for Entity</b>	<b>\$336</b>		<b>\$29</b>
<b>Pine Lake Township (Clearwater)</b>			
Minnesota Association of Townships	474	8.6%	41
<b>Total for Entity</b>	<b>\$474</b>		<b>\$41</b>
<b>Pine Lake Township (Otter Tail)</b>			
Minnesota Association of Townships	543	8.6%	47
<b>Total for Entity</b>	<b>\$543</b>		<b>\$47</b>
<b>Pine Lake Township (Pine)</b>			
Minnesota Association of Townships	523	8.6%	45
<b>Total for Entity</b>	<b>\$523</b>		<b>\$45</b>
<b>Pine Point Township (Becker)</b>			
Minnesota Association of Townships	468	8.6%	40
<b>Total for Entity</b>	<b>\$468</b>		<b>\$40</b>
<b>Pine River Township (Cass)</b>			
Minnesota Association of Townships	774	8.6%	67
<b>Total for Entity</b>	<b>\$774</b>		<b>\$67</b>
<b>Pine Soil and Water Conservation District</b>			
Minnesota Association of Soil and Water Conservation Districts	2,866	12.0%	344
<b>Total for Entity</b>	<b>\$2,866</b>		<b>\$344</b>
<b>Pipestone County</b>			
Association of Minnesota Counties	5,956	14.4%	858
<b>Total for Entity</b>	<b>\$5,956</b>		<b>\$858</b>

**Table 5**  
**2014 Lobbying Expenditures Paid With Association Dues**  
**Listed by Entity**

Name of Entity (County) Association Name	Total Local Government Dues	Proportion of Dues Used for Lobbying	Total Dues Used for Lobbying
<b>Pipestone Soil and Water Conservation District</b>			
Minnesota Association of Soil and Water Conservation Districts	1,966	12.0%	236
<b>Total for Entity</b>	<b>\$1,966</b>		<b>\$236</b>
<b>Plainview Township (Wabasha)</b>			
Minnesota Association of Townships	480	8.6%	41
<b>Total for Entity</b>	<b>\$480</b>		<b>\$41</b>
<b>Plainview-Elgin Sanitary District</b>			
League of Minnesota Cities	1,677	10.1%	169
<b>Total for Entity</b>	<b>\$1,677</b>		<b>\$169</b>
<b>Platte Lake Township (Crow Wing)</b>			
Minnesota Association of Townships	474	8.6%	41
<b>Total for Entity</b>	<b>\$474</b>		<b>\$41</b>
<b>Platte Township (Morrison)</b>			
Minnesota Association of Townships	453	8.6%	39
<b>Total for Entity</b>	<b>\$453</b>		<b>\$39</b>
<b>Pleasant Grove Township (Olmsted)</b>			
Minnesota Association of Townships	603	8.6%	52
<b>Total for Entity</b>	<b>\$603</b>		<b>\$52</b>
<b>Pleasant Hill Township (Winona)</b>			
Minnesota Association of Townships	509	8.6%	44
<b>Total for Entity</b>	<b>\$509</b>		<b>\$44</b>
<b>Pleasant Mound Township (Blue Earth)</b>			
Minnesota Association of Townships	338	8.6%	29
<b>Total for Entity</b>	<b>\$338</b>		<b>\$29</b>
<b>Pleasant Prairie Township (Martin)</b>			
Minnesota Association of Townships	345	8.6%	30
<b>Total for Entity</b>	<b>\$345</b>		<b>\$30</b>
<b>Pleasant Valley Township (Mower)</b>			
Minnesota Association of Townships	438	8.6%	38
<b>Total for Entity</b>	<b>\$438</b>		<b>\$38</b>

**Table 5**  
**2014 Lobbying Expenditures Paid With Association Dues**  
**Listed by Entity**

Name of Entity (County) Association Name	Total Local Government Dues	Proportion of Dues Used for Lobbying	Total Dues Used for Lobbying
<b>Pleasant View Township (Norman)</b>			
Minnesota Association of Townships	304	8.6%	26
<b>Total for Entity</b>	<b>\$304</b>		<b>\$26</b>
<b>Pliny Township (Aitkin)</b>			
Minnesota Association of Townships	303	8.6%	26
<b>Total for Entity</b>	<b>\$303</b>		<b>\$26</b>
<b>Pohlitz Township (Roseau)</b>			
Minnesota Association of Townships	281	8.6%	24
<b>Total for Entity</b>	<b>\$281</b>		<b>\$24</b>
<b>Pokegama Township (Pine)</b>			
Minnesota Association of Townships	1,269	8.6%	109
<b>Total for Entity</b>	<b>\$1,269</b>		<b>\$109</b>
<b>Polk Centre Township (Pennington)</b>			
Minnesota Association of Townships	297	8.6%	26
<b>Total for Entity</b>	<b>\$297</b>		<b>\$26</b>
<b>Polk County</b>			
Association of Minnesota Counties	12,600	14.4%	1,814
Minnesota Rural Counties Caucus	2,100	50.0%	1,050
<b>Total for Entity</b>	<b>\$14,700</b>		<b>\$2,864</b>
<b>Polonia Township (Roseau)</b>			
Minnesota Association of Townships	281	8.6%	24
<b>Total for Entity</b>	<b>\$281</b>		<b>\$24</b>
<b>Pomme de Terre Township (Grant)</b>			
Minnesota Association of Townships	312	8.6%	27
<b>Total for Entity</b>	<b>\$312</b>		<b>\$27</b>
<b>Pomroy Township (Itasca)</b>			
Minnesota Association of Townships	284	8.6%	24
<b>Total for Entity</b>	<b>\$284</b>		<b>\$24</b>
<b>Pomroy Township (Kanabec)</b>			
Minnesota Association of Townships	473	8.6%	41
<b>Total for Entity</b>	<b>\$473</b>		<b>\$41</b>

**Table 5**  
**2014 Lobbying Expenditures Paid With Association Dues**  
**Listed by Entity**

<b>Name of Entity (County)</b> <b>Association Name</b>	<b>Total Local Government Dues</b>	<b>Proportion of Dues Used for Lobbying</b>	<b>Total Dues Used for Lobbying</b>
<b>Ponto Lake Township (Cass)</b>			
Minnesota Association of Townships	493	8.6%	42
<b>Total for Entity</b>	<b>\$493</b>		<b>\$42</b>
<b>Pope County</b>			
Association of Minnesota Counties	6,896	14.4%	993
Minnesota Rural Counties Caucus	2,100	50.0%	1,050
<b>Total for Entity</b>	<b>\$8,996</b>		<b>\$2,043</b>
<b>Pope Soil and Water Conservation District</b>			
Minnesota Association of Soil and Water Conservation Districts	1,966	12.0%	236
<b>Total for Entity</b>	<b>\$1,966</b>		<b>\$236</b>
<b>Poplar Grove Township (Roseau)</b>			
Minnesota Association of Townships	295	8.6%	25
<b>Total for Entity</b>	<b>\$295</b>		<b>\$25</b>
<b>Poplar River Township (Red Lake)</b>			
Minnesota Association of Townships	303	8.6%	26
<b>Total for Entity</b>	<b>\$303</b>		<b>\$26</b>
<b>Poplar Township (Cass)</b>			
Minnesota Association of Townships	322	8.6%	28
<b>Total for Entity</b>	<b>\$322</b>		<b>\$28</b>
<b>Popple Grove Township (Mahnommen)</b>			
Minnesota Association of Townships	316	8.6%	27
<b>Total for Entity</b>	<b>\$316</b>		<b>\$27</b>
<b>Popple Township (Clearwater)</b>			
Minnesota Association of Townships	508	8.6%	44
<b>Total for Entity</b>	<b>\$508</b>		<b>\$44</b>
<b>Poppleton Township (Kittson)</b>			
Minnesota Association of Townships	308	8.6%	26
<b>Total for Entity</b>	<b>\$308</b>		<b>\$26</b>
<b>Port Hope Township (Beltrami)</b>			
Minnesota Association of Townships	557	8.6%	48
<b>Total for Entity</b>	<b>\$557</b>		<b>\$48</b>

**Table 5**  
**2014 Lobbying Expenditures Paid With Association Dues**  
**Listed by Entity**

<b>Name of Entity (County)</b> <b>Association Name</b>	<b>Total Local Government Dues</b>	<b>Proportion of Dues Used for Lobbying</b>	<b>Total Dues Used for Lobbying</b>
<b>Portage Township (Saint Louis)</b>			
Minnesota Association of Townships	324	8.6%	28
<b>Total for Entity</b>	<b>\$324</b>		<b>\$28</b>
<b>Posen Township (Yellow Medicine)</b>			
Minnesota Association of Townships	340	8.6%	29
<b>Total for Entity</b>	<b>\$340</b>		<b>\$29</b>
<b>Powers Township (Cass)</b>			
Minnesota Association of Townships	558	8.6%	48
<b>Total for Entity</b>	<b>\$558</b>		<b>\$48</b>
<b>Prairie Lake Township (Saint Louis)</b>			
Minnesota Association of Townships	286	8.6%	25
<b>Total for Entity</b>	<b>\$286</b>		<b>\$25</b>
<b>Prairie View Township (Wilkin)</b>			
Minnesota Association of Townships	333	8.6%	29
<b>Total for Entity</b>	<b>\$333</b>		<b>\$29</b>
<b>Prairieville Township (Brown)</b>			
Minnesota Association of Townships	346	8.6%	30
<b>Total for Entity</b>	<b>\$346</b>		<b>\$30</b>
<b>Preble Township (Fillmore)</b>			
Minnesota Association of Townships	334	8.6%	29
<b>Total for Entity</b>	<b>\$334</b>		<b>\$29</b>
<b>Prescott Township (Faribault)</b>			
Minnesota Association of Townships	319	8.6%	27
<b>Total for Entity</b>	<b>\$319</b>		<b>\$27</b>
<b>Preston Lake Township (Renville)</b>			
Minnesota Association of Townships	426	8.6%	37
<b>Total for Entity</b>	<b>\$426</b>		<b>\$37</b>
<b>Preston Township (Fillmore)</b>			
Minnesota Association of Townships	454	8.6%	39
<b>Total for Entity</b>	<b>\$454</b>		<b>\$39</b>

**Table 5**  
**2014 Lobbying Expenditures Paid With Association Dues**  
**Listed by Entity**

<b>Name of Entity (County)</b> <b>Association Name</b>	<b>Total Local Government Dues</b>	<b>Proportion of Dues Used for Lobbying</b>	<b>Total Dues Used for Lobbying</b>
<b>Princeton Township (Mille Lacs)</b>			
Minnesota Association of Townships	1,121	8.6%	96
<b>Total for Entity</b>	<b>\$1,121</b>		<b>\$96</b>
<b>Prior Lake-Spring Lake Watershed District</b>			
League of Minnesota Cities	1,677	10.1%	169
Minnesota Association of Watershed Districts	3,500	47.5%	1,662
<b>Total for Entity</b>	<b>\$5,177</b>		<b>\$1,831</b>
<b>Prior Township (Big Stone)</b>			
Minnesota Association of Townships	350	8.6%	30
<b>Total for Entity</b>	<b>\$350</b>		<b>\$30</b>
<b>Providence Township (Lac qui Parle)</b>			
Minnesota Association of Townships	322	8.6%	28
<b>Total for Entity</b>	<b>\$322</b>		<b>\$28</b>
<b>Pulaski Township (Morrison)</b>			
Minnesota Association of Townships	436	8.6%	37
<b>Total for Entity</b>	<b>\$436</b>		<b>\$37</b>
<b>Queen Township (Polk)</b>			
Minnesota Association of Townships	338	8.6%	29
<b>Total for Entity</b>	<b>\$338</b>		<b>\$29</b>
<b>Quincy Township (Olmsted)</b>			
Minnesota Association of Townships	452	8.6%	39
<b>Total for Entity</b>	<b>\$452</b>		<b>\$39</b>
<b>Quiring Township (Beltrami)</b>			
Minnesota Association of Townships	296	8.6%	25
<b>Total for Entity</b>	<b>\$296</b>		<b>\$25</b>
<b>Rabbit Lake Township (Crow Wing)</b>			
Minnesota Association of Townships	443	8.6%	38
<b>Total for Entity</b>	<b>\$443</b>		<b>\$38</b>
<b>Racine Township (Mower)</b>			
Minnesota Association of Townships	485	8.6%	42
<b>Total for Entity</b>	<b>\$485</b>		<b>\$42</b>



**Table 5**  
**2014 Lobbying Expenditures Paid With Association Dues**  
**Listed by Entity**

<b>Name of Entity (County)</b> <b>Association Name</b>	<b>Total Local Government Dues</b>	<b>Proportion of Dues Used for Lobbying</b>	<b>Total Dues Used for Lobbying</b>
<b>Ramsey County</b>			
Association of Minnesota Counties	52,992	14.4%	7,631
North Metro I-35W Corridor Coalition	20,000	89.0%	17,800
<b>Total for Entity</b>	<b>\$72,992</b>		<b>\$25,431</b>
<b>Ramsey Soil and Water Conservation District</b>			
Minnesota Association of Soil and Water Conservation Districts	2,866	12.0%	344
<b>Total for Entity</b>	<b>\$2,866</b>		<b>\$344</b>
<b>Ramsey-Washington Metro Watershed District</b>			
League of Minnesota Cities	1,677	10.1%	169
Minnesota Association of Watershed Districts	3,500	47.5%	1,662
<b>Total for Entity</b>	<b>\$5,177</b>		<b>\$1,831</b>
<b>Randolph Township (Dakota)</b>			
Minnesota Association of Townships	552	8.6%	47
<b>Total for Entity</b>	<b>\$552</b>		<b>\$47</b>
<b>Ransom Township (Nobles)</b>			
Minnesota Association of Townships	344	8.6%	30
<b>Total for Entity</b>	<b>\$344</b>		<b>\$30</b>
<b>Rapidan Township (Blue Earth)</b>			
Minnesota Association of Townships	766	8.6%	66
<b>Total for Entity</b>	<b>\$766</b>		<b>\$66</b>
<b>Ravenna Township (Dakota)</b>			
Minnesota Association of Townships	1,159	8.6%	100
<b>Total for Entity</b>	<b>\$1,159</b>		<b>\$100</b>
<b>Raymond Township (Stearns)</b>			
Minnesota Association of Townships	422	8.6%	36
<b>Total for Entity</b>	<b>\$422</b>		<b>\$36</b>
<b>Red Eye Township (Wadena)</b>			
Minnesota Association of Townships	496	8.6%	43
<b>Total for Entity</b>	<b>\$496</b>		<b>\$43</b>

**Table 5**  
**2014 Lobbying Expenditures Paid With Association Dues**  
**Listed by Entity**

<b>Name of Entity (County)</b> <b>Association Name</b>	<b>Total Local Government Dues</b>	<b>Proportion of Dues Used for Lobbying</b>	<b>Total Dues Used for Lobbying</b>
<b>Red Lake County</b>			
Association of Minnesota Counties	3,808	14.4%	548
Minnesota Rural Counties Caucus	2,100	50.0%	1,050
<b>Total for Entity</b>	<b>\$5,908</b>		<b>\$1,598</b>
<b>Red Lake Falls Township (Red Lake)</b>			
Minnesota Association of Townships	334	8.6%	29
<b>Total for Entity</b>	<b>\$334</b>		<b>\$29</b>
<b>Red Lake Soil and Water Conservation District</b>			
Minnesota Association of Soil and Water Conservation Districts	1,966	12.0%	236
<b>Total for Entity</b>	<b>\$1,966</b>		<b>\$236</b>
<b>Red Lake Watershed District</b>			
League of Minnesota Cities	1,677	10.1%	169
Minnesota Association of Watershed Districts	3,500	47.5%	1,662
<b>Total for Entity</b>	<b>\$5,177</b>		<b>\$1,831</b>
<b>Red Rock Township (Mower)</b>			
Minnesota Association of Townships	578	8.6%	50
<b>Total for Entity</b>	<b>\$578</b>		<b>\$50</b>
<b>Red Wing Port Authority</b>			
Greater Minnesota Partnership	1,000	100.0%	1,000
Minnesota Ports Association	3,000	96.3%	2,889
<b>Total for Entity</b>	<b>\$4,000</b>		<b>\$3,889</b>
<b>Redpath Township (Traverse)</b>			
Minnesota Association of Townships	285	8.6%	25
<b>Total for Entity</b>	<b>\$285</b>		<b>\$25</b>
<b>Redwood County</b>			
Association of Minnesota Counties	8,915	14.4%	1,284
Minnesota Rural Counties Caucus	250	50.0%	125
<b>Total for Entity</b>	<b>\$9,165</b>		<b>\$1,409</b>
<b>Redwood Falls Township (Redwood)</b>			
Minnesota Association of Townships	324	8.6%	28
<b>Total for Entity</b>	<b>\$324</b>		<b>\$28</b>

**Table 5**  
**2014 Lobbying Expenditures Paid With Association Dues**  
**Listed by Entity**

<b>Name of Entity (County)</b> <b>Association Name</b>	<b>Total Local Government Dues</b>	<b>Proportion of Dues Used for Lobbying</b>	<b>Total Dues Used for Lobbying</b>
<b>Redwood Soil and Water Conservation District</b>			
Minnesota Association of Soil and Water Conservation Districts	2,219	12.0%	266
<b>Total for Entity</b>	<b>\$2,219</b>		<b>\$266</b>
<b>Region Nine Development Commission</b>			
League of Minnesota Cities	1,677	10.1%	169
<b>Total for Entity</b>	<b>\$1,677</b>		<b>\$169</b>
<b>Reine Township (Roseau)</b>			
Minnesota Association of Townships	299	8.6%	26
<b>Total for Entity</b>	<b>\$299</b>		<b>\$26</b>
<b>Reiner Township (Pennington)</b>			
Minnesota Association of Townships	298	8.6%	26
<b>Total for Entity</b>	<b>\$298</b>		<b>\$26</b>
<b>Reis Township (Polk)</b>			
Minnesota Association of Townships	294	8.6%	25
<b>Total for Entity</b>	<b>\$294</b>		<b>\$25</b>
<b>Remer Township (Cass)</b>			
Minnesota Association of Townships	329	8.6%	28
<b>Total for Entity</b>	<b>\$329</b>		<b>\$28</b>
<b>Rendsville Township (Stevens)</b>			
Minnesota Association of Townships	320	8.6%	28
<b>Total for Entity</b>	<b>\$320</b>		<b>\$28</b>
<b>Reno Township (Pope)</b>			
Minnesota Association of Townships	467	8.6%	40
<b>Total for Entity</b>	<b>\$467</b>		<b>\$40</b>
<b>Renville County</b>			
Association of Minnesota Counties	9,414	14.4%	1,356
<b>Total for Entity</b>	<b>\$9,414</b>		<b>\$1,356</b>
<b>Renville Soil and Water Conservation District</b>			
Minnesota Association of Soil and Water Conservation Districts	2,397	12.0%	288
<b>Total for Entity</b>	<b>\$2,397</b>		<b>\$288</b>

**Table 5**  
**2014 Lobbying Expenditures Paid With Association Dues**  
**Listed by Entity**

Name of Entity (County) Association Name	Total Local Government Dues	Proportion of Dues Used for Lobbying	Total Dues Used for Lobbying
<b>Resource Training and Solutions</b>			
Minnesota Rural Education Association	600	37.9%	227
<b>Total for Entity</b>	<b>\$600</b>		<b>\$227</b>
<b>Reynolds Township (Todd)</b>			
Minnesota Association of Townships	546	8.6%	47
<b>Total for Entity</b>	<b>\$546</b>		<b>\$47</b>
<b>Rheiderland Township (Chippewa)</b>			
Minnesota Association of Townships	422	8.6%	36
<b>Total for Entity</b>	<b>\$422</b>		<b>\$36</b>
<b>Rhinehart Township (Polk)</b>			
Minnesota Association of Townships	314	8.6%	27
<b>Total for Entity</b>	<b>\$314</b>		<b>\$27</b>
<b>Rice County</b>			
Association of Minnesota Counties	18,869	14.4%	2,717
Minnesota Inter-County Association	16,498	27.5%	4,537
<b>Total for Entity</b>	<b>\$35,367</b>		<b>\$7,254</b>
<b>Rice Creek Watershed District</b>			
League of Minnesota Cities	1,677	10.1%	169
Minnesota Association of Watershed Districts	3,500	47.5%	1,662
<b>Total for Entity</b>	<b>\$5,177</b>		<b>\$1,831</b>
<b>Rice Lake Township (Saint Louis)</b>			
Minnesota Association of Townships	1,711	8.6%	147
<b>Total for Entity</b>	<b>\$1,711</b>		<b>\$147</b>
<b>Rice River Township (Aitkin)</b>			
Minnesota Association of Townships	312	8.6%	27
<b>Total for Entity</b>	<b>\$312</b>		<b>\$27</b>
<b>Rice Soil and Water Conservation District</b>			
Minnesota Association of Soil and Water Conservation Districts	2,866	12.0%	344
<b>Total for Entity</b>	<b>\$2,866</b>		<b>\$344</b>

**Table 5**  
**2014 Lobbying Expenditures Paid With Association Dues**  
**Listed by Entity**

<b>Name of Entity (County)</b> <b>Association Name</b>	<b>Total Local Government Dues</b>	<b>Proportion of Dues Used for Lobbying</b>	<b>Total Dues Used for Lobbying</b>
<b>Rice Township (Clearwater)</b>			
Minnesota Association of Townships	321	8.6%	28
<b>Total for Entity</b>	<b>\$321</b>		<b>\$28</b>
<b>Riceland Township (Freeborn)</b>			
Minnesota Association of Townships	478	8.6%	41
<b>Total for Entity</b>	<b>\$478</b>		<b>\$41</b>
<b>Riceville Township (Becker)</b>			
Minnesota Association of Townships	295	8.6%	25
<b>Total for Entity</b>	<b>\$295</b>		<b>\$25</b>
<b>Rich Prairie Sewer and Water District</b>			
League of Minnesota Cities	1,677	10.1%	169
<b>Total for Entity</b>	<b>\$1,677</b>		<b>\$169</b>
<b>Rich Valley Township (McLeod)</b>			
Minnesota Association of Townships	555	8.6%	48
<b>Total for Entity</b>	<b>\$555</b>		<b>\$48</b>
<b>Richardson Township (Morrison)</b>			
Minnesota Association of Townships	513	8.6%	44
<b>Total for Entity</b>	<b>\$513</b>		<b>\$44</b>
<b>Richardville Township (Kittson)</b>			
Minnesota Association of Townships	302	8.6%	26
<b>Total for Entity</b>	<b>\$302</b>		<b>\$26</b>
<b>Richland Township (Rice)</b>			
Minnesota Association of Townships	472	8.6%	41
<b>Total for Entity</b>	<b>\$472</b>		<b>\$41</b>
<b>Richmond Township (Winona)</b>			
Minnesota Association of Townships	563	8.6%	48
<b>Total for Entity</b>	<b>\$563</b>		<b>\$48</b>
<b>Richwood Township (Becker)</b>			
Minnesota Association of Townships	554	8.6%	48
<b>Total for Entity</b>	<b>\$554</b>		<b>\$48</b>

**Table 5**  
**2014 Lobbying Expenditures Paid With Association Dues**  
**Listed by Entity**

<b>Name of Entity (County)</b> <b>Association Name</b>	<b>Total Local Government Dues</b>	<b>Proportion of Dues Used for Lobbying</b>	<b>Total Dues Used for Lobbying</b>
<b>Ridgely Township (Nicollet)</b>			
Minnesota Association of Townships	306	8.6%	26
<b>Total for Entity</b>	<b>\$306</b>		<b>\$26</b>
<b>Riley-Purgatory-Bluff Creek Watershed District</b>			
League of Minnesota Cities	1,677	10.1%	169
Minnesota Association of Watershed Districts	3,500	47.5%	1,662
<b>Total for Entity</b>	<b>\$5,177</b>		<b>\$1,831</b>
<b>Ripley Township (Dodge)</b>			
Minnesota Association of Townships	332	8.6%	29
<b>Total for Entity</b>	<b>\$332</b>		<b>\$29</b>
<b>Ripley Township (Morrison)</b>			
Minnesota Association of Townships	571	8.6%	49
<b>Total for Entity</b>	<b>\$571</b>		<b>\$49</b>
<b>River Falls Township (Pennington)</b>			
Minnesota Association of Townships	329	8.6%	28
<b>Total for Entity</b>	<b>\$329</b>		<b>\$28</b>
<b>River Township (Red Lake)</b>			
Minnesota Association of Townships	290	8.6%	25
<b>Total for Entity</b>	<b>\$290</b>		<b>\$25</b>
<b>Riverdale Township (Watonwan)</b>			
Minnesota Association of Townships	433	8.6%	37
<b>Total for Entity</b>	<b>\$433</b>		<b>\$37</b>
<b>Riverside Township (Lac qui Parle)</b>			
Minnesota Association of Townships	436	8.6%	37
<b>Total for Entity</b>	<b>\$436</b>		<b>\$37</b>
<b>Riverton Township (Clay)</b>			
Minnesota Association of Townships	484	8.6%	42
<b>Total for Entity</b>	<b>\$484</b>		<b>\$42</b>
<b>Roberts Township (Wilkin)</b>			
Minnesota Association of Townships	306	8.6%	26
<b>Total for Entity</b>	<b>\$306</b>		<b>\$26</b>

**Table 5**  
**2014 Lobbying Expenditures Paid With Association Dues**  
**Listed by Entity**

<b>Name of Entity (County)</b> <b>Association Name</b>	<b>Total Local Government Dues</b>	<b>Proportion of Dues Used for Lobbying</b>	<b>Total Dues Used for Lobbying</b>
<b>Rochester Township (Olmsted)</b>			
Minnesota Association of Townships	951	8.6%	82
<b>Total for Entity</b>	<b>\$951</b>		<b>\$82</b>
<b>Rock County</b>			
Association of Minnesota Counties	6,550	14.4%	943
<b>Total for Entity</b>	<b>\$6,550</b>		<b>\$943</b>
<b>Rock Dell Township (Olmsted)</b>			
Minnesota Association of Townships	551	8.6%	47
<b>Total for Entity</b>	<b>\$551</b>		<b>\$47</b>
<b>Rock Lake Township (Lyon)</b>			
Minnesota Association of Townships	423	8.6%	36
<b>Total for Entity</b>	<b>\$423</b>		<b>\$36</b>
<b>Rock Soil and Water Conservation District</b>			
Minnesota Association of Soil and Water Conservation Districts	1,966	12.0%	236
<b>Total for Entity</b>	<b>\$1,966</b>		<b>\$236</b>
<b>Rock Township (Pipestone)</b>			
Minnesota Association of Townships	324	8.6%	28
<b>Total for Entity</b>	<b>\$324</b>		<b>\$28</b>
<b>Rockford Township (Wright)</b>			
Minnesota Association of Townships	1,451	8.6%	125
<b>Total for Entity</b>	<b>\$1,451</b>		<b>\$125</b>
<b>Rocksbury Township (Pennington)</b>			
Minnesota Association of Townships	803	8.6%	69
<b>Total for Entity</b>	<b>\$803</b>		<b>\$69</b>
<b>Rockwell Township (Norman)</b>			
Minnesota Association of Townships	287	8.6%	25
<b>Total for Entity</b>	<b>\$287</b>		<b>\$25</b>
<b>Rockwood Township (Hubbard)</b>			
Minnesota Association of Townships	475	8.6%	41
<b>Total for Entity</b>	<b>\$475</b>		<b>\$41</b>

**Table 5**  
**2014 Lobbying Expenditures Paid With Association Dues**  
**Listed by Entity**

<b>Name of Entity (County)</b> <b>Association Name</b>	<b>Total Local Government Dues</b>	<b>Proportion of Dues Used for Lobbying</b>	<b>Total Dues Used for Lobbying</b>
<b>Rockwood Township (Wadena)</b>			
Minnesota Association of Townships	463	8.6%	40
<b>Total for Entity</b>	<b>\$463</b>		<b>\$40</b>
<b>Rogers Township (Cass)</b>			
Minnesota Association of Townships	290	8.6%	25
<b>Total for Entity</b>	<b>\$290</b>		<b>\$25</b>
<b>Rolling Forks Township (Pope)</b>			
Minnesota Association of Townships	317	8.6%	27
<b>Total for Entity</b>	<b>\$317</b>		<b>\$27</b>
<b>Rolling Green Township (Martin)</b>			
Minnesota Association of Townships	422	8.6%	36
<b>Total for Entity</b>	<b>\$422</b>		<b>\$36</b>
<b>Rollingstone Township (Winona)</b>			
Minnesota Association of Townships	560	8.6%	48
<b>Total for Entity</b>	<b>\$560</b>		<b>\$48</b>
<b>Rollis Township (Marshall)</b>			
Minnesota Association of Townships	306	8.6%	26
<b>Total for Entity</b>	<b>\$306</b>		<b>\$26</b>
<b>Rome Township (Faribault)</b>			
Minnesota Association of Townships	314	8.6%	27
<b>Total for Entity</b>	<b>\$314</b>		<b>\$27</b>
<b>Roome Township (Polk)</b>			
Minnesota Association of Townships	327	8.6%	28
<b>Total for Entity</b>	<b>\$327</b>		<b>\$28</b>
<b>Roosevelt Township (Beltrami)</b>			
Minnesota Association of Townships	343	8.6%	29
<b>Total for Entity</b>	<b>\$343</b>		<b>\$29</b>
<b>Roosevelt Township (Crow Wing)</b>			
Minnesota Association of Townships	535	8.6%	46
<b>Total for Entity</b>	<b>\$535</b>		<b>\$46</b>



**Table 5**  
**2014 Lobbying Expenditures Paid With Association Dues**  
**Listed by Entity**

Name of Entity (County) Association Name	Total Local Government Dues	Proportion of Dues Used for Lobbying	Total Dues Used for Lobbying
<b>Root River Soil and Water Conservation District</b>			
Minnesota Association of Soil and Water Conservation Districts	2,009	12.0%	241
<b>Total for Entity</b>	<b>\$2,009</b>		<b>\$241</b>
<b>Roscoe Township (Goodhue)</b>			
Minnesota Association of Townships	574	8.6%	49
<b>Total for Entity</b>	<b>\$574</b>		<b>\$49</b>
<b>Rose Dell Township (Rock)</b>			
Minnesota Association of Townships	338	8.6%	29
<b>Total for Entity</b>	<b>\$338</b>		<b>\$29</b>
<b>Roseau County</b>			
Association of Minnesota Counties	7,363	14.4%	1,060
Minnesota Rural Counties Caucus	2,100	50.0%	1,050
<b>Total for Entity</b>	<b>\$9,463</b>		<b>\$2,110</b>
<b>Roseau River Watershed District</b>			
Minnesota Association of Watershed Districts	786	47.5%	373
<b>Total for Entity</b>	<b>\$786</b>		<b>\$373</b>
<b>Roseau Soil and Water Conservation District</b>			
Minnesota Association of Soil and Water Conservation Districts	1,966	12.0%	236
<b>Total for Entity</b>	<b>\$1,966</b>		<b>\$236</b>
<b>Rosebud Township (Polk)</b>			
Minnesota Association of Townships	451	8.6%	39
<b>Total for Entity</b>	<b>\$451</b>		<b>\$39</b>
<b>Rosedale Township (Mahnommen)</b>			
Minnesota Association of Townships	312	8.6%	27
<b>Total for Entity</b>	<b>\$312</b>		<b>\$27</b>
<b>Rosehill Township (Cottonwood)</b>			
Minnesota Association of Townships	322	8.6%	28
<b>Total for Entity</b>	<b>\$322</b>		<b>\$28</b>
<b>Roseland Township (Kandiyohi)</b>			
Minnesota Association of Townships	458	8.6%	39
<b>Total for Entity</b>	<b>\$458</b>		<b>\$39</b>

**Table 5**  
**2014 Lobbying Expenditures Paid With Association Dues**  
**Listed by Entity**

<b>Name of Entity (County)</b> <b>Association Name</b>	<b>Total Local Government Dues</b>	<b>Proportion of Dues Used for Lobbying</b>	<b>Total Dues Used for Lobbying</b>
<b>Rosendale Township (Watonwan)</b>			
Minnesota Association of Townships	435	8.6%	37
<b>Total for Entity</b>	<b>\$435</b>		<b>\$37</b>
<b>Roseville Township (Grant)</b>			
Minnesota Association of Townships	308	8.6%	26
<b>Total for Entity</b>	<b>\$308</b>		<b>\$26</b>
<b>Roseville Township (Kandiyohi)</b>			
Minnesota Association of Townships	538	8.6%	46
<b>Total for Entity</b>	<b>\$538</b>		<b>\$46</b>
<b>Rosewood Township (Chippewa)</b>			
Minnesota Association of Townships	449	8.6%	39
<b>Total for Entity</b>	<b>\$449</b>		<b>\$39</b>
<b>Rosing Township (Morrison)</b>			
Minnesota Association of Townships	316	8.6%	27
<b>Total for Entity</b>	<b>\$316</b>		<b>\$27</b>
<b>Ross Lake Township (Crow Wing)</b>			
Minnesota Association of Townships	324	8.6%	28
<b>Total for Entity</b>	<b>\$324</b>		<b>\$28</b>
<b>Ross Township (Roseau)</b>			
Minnesota Association of Townships	476	8.6%	41
<b>Total for Entity</b>	<b>\$476</b>		<b>\$41</b>
<b>Rost Township (Jackson)</b>			
Minnesota Association of Townships	336	8.6%	29
<b>Total for Entity</b>	<b>\$336</b>		<b>\$29</b>
<b>Round Grove Township (McLeod)</b>			
Minnesota Association of Townships	350	8.6%	30
<b>Total for Entity</b>	<b>\$350</b>		<b>\$30</b>
<b>Round Lake Township (Becker)</b>			
Minnesota Association of Townships	332	8.6%	29
<b>Total for Entity</b>	<b>\$332</b>		<b>\$29</b>

**Table 5**  
**2014 Lobbying Expenditures Paid With Association Dues**  
**Listed by Entity**

Name of Entity (County) Association Name	Total Local Government Dues	Proportion of Dues Used for Lobbying	Total Dues Used for Lobbying
<b>Round Lake Township (Jackson)</b>			
Minnesota Association of Townships	322	8.6%	28
<b>Total for Entity</b>	<b>\$322</b>		<b>\$28</b>
<b>Round Prairie Township (Todd)</b>			
Minnesota Association of Townships	562	8.6%	48
<b>Total for Entity</b>	<b>\$562</b>		<b>\$48</b>
<b>Royal Township (Lincoln)</b>			
Minnesota Association of Townships	329	8.6%	28
<b>Total for Entity</b>	<b>\$329</b>		<b>\$28</b>
<b>Royalton Township (Pine)</b>			
Minnesota Association of Townships	773	8.6%	66
<b>Total for Entity</b>	<b>\$773</b>		<b>\$66</b>
<b>Runeberg Township (Becker)</b>			
Minnesota Association of Townships	500	8.6%	43
<b>Total for Entity</b>	<b>\$500</b>		<b>\$43</b>
<b>Rush Lake Township (Otter Tail)</b>			
Minnesota Association of Townships	651	8.6%	56
<b>Total for Entity</b>	<b>\$651</b>		<b>\$56</b>
<b>Rushseba Township (Chisago)</b>			
Minnesota Association of Townships	593	8.6%	51
<b>Total for Entity</b>	<b>\$593</b>		<b>\$51</b>
<b>Russia Township (Polk)</b>			
Minnesota Association of Townships	279	8.6%	24
<b>Total for Entity</b>	<b>\$279</b>		<b>\$24</b>
<b>Rutland Township (Martin)</b>			
Minnesota Association of Townships	478	8.6%	41
<b>Total for Entity</b>	<b>\$478</b>		<b>\$41</b>
<b>Sacred Heart Township (Renville)</b>			
Minnesota Association of Townships	425	8.6%	37
<b>Total for Entity</b>	<b>\$425</b>		<b>\$37</b>

**Table 5**  
**2014 Lobbying Expenditures Paid With Association Dues**  
**Listed by Entity**

<b>Name of Entity (County)</b> <b>Association Name</b>	<b>Total Local Government Dues</b>	<b>Proportion of Dues Used for Lobbying</b>	<b>Total Dues Used for Lobbying</b>
<b>Sago Township (Itasca)</b>			
Minnesota Association of Townships	325	8.6%	28
<b>Total for Entity</b>	<b>\$325</b>		<b>\$28</b>
<b>Saint Charles Township (Winona)</b>			
Minnesota Association of Townships	541	8.6%	47
<b>Total for Entity</b>	<b>\$541</b>		<b>\$47</b>
<b>Saint George Township (Benton)</b>			
Minnesota Association of Townships	793	8.6%	68
<b>Total for Entity</b>	<b>\$793</b>		<b>\$68</b>
<b>Saint James Township (Watonwan)</b>			
Minnesota Association of Townships	421	8.6%	36
<b>Total for Entity</b>	<b>\$421</b>		<b>\$36</b>
<b>Saint Johns Township (Kandiyohi)</b>			
Minnesota Association of Townships	471	8.6%	41
<b>Total for Entity</b>	<b>\$471</b>		<b>\$41</b>
<b>Saint Joseph Township (Kittson)</b>			
Minnesota Association of Townships	287	8.6%	25
<b>Total for Entity</b>	<b>\$287</b>		<b>\$25</b>
<b>Saint Joseph Township (Stearns)</b>			
Minnesota Association of Townships	825	8.6%	71
<b>Total for Entity</b>	<b>\$825</b>		<b>\$71</b>
<b>Saint Lawrence Township (Scott)</b>			
Minnesota Association of Townships	496	8.6%	43
<b>Total for Entity</b>	<b>\$496</b>		<b>\$43</b>
<b>Saint Louis County</b>			
Arrowhead Counties Association	750	55.0%	412
Association of Minnesota Counties	35,721	14.4%	5,144
Minnesota Inter-County Association	50,966	27.5%	14,016
<b>Total for Entity</b>	<b>\$87,437</b>		<b>\$19,572</b>

**Table 5**  
**2014 Lobbying Expenditures Paid With Association Dues**  
**Listed by Entity**

<b>Name of Entity (County)</b> <b>Association Name</b>	<b>Total Local Government Dues</b>	<b>Proportion of Dues Used for Lobbying</b>	<b>Total Dues Used for Lobbying</b>
<b>Saint Martin Township (Stearns)</b>			
Minnesota Association of Townships	515	8.6%	44
<b>Total for Entity</b>	<b>\$515</b>		<b>\$44</b>
<b>Saint Mary Township (Waseca)</b>			
Minnesota Association of Townships	488	8.6%	42
<b>Total for Entity</b>	<b>\$488</b>		<b>\$42</b>
<b>Saint Mathias Township (Crow Wing)</b>			
Minnesota Association of Townships	538	8.6%	46
<b>Total for Entity</b>	<b>\$538</b>		<b>\$46</b>
<b>Saint Olaf Township (Otter Tail)</b>			
Minnesota Association of Townships	451	8.6%	39
<b>Total for Entity</b>	<b>\$451</b>		<b>\$39</b>
<b>Saint Paul Port Authority</b>			
Minnesota Ports Association	11,500	96.3%	11,074
<b>Total for Entity</b>	<b>\$11,500</b>		<b>\$11,074</b>
<b>Saint Vincent Township (Kittson)</b>			
Minnesota Association of Townships	288	8.6%	25
<b>Total for Entity</b>	<b>\$288</b>		<b>\$25</b>
<b>Saint Wendel Township (Stearns)</b>			
Minnesota Association of Townships	1,100	8.6%	95
<b>Total for Entity</b>	<b>\$1,100</b>		<b>\$95</b>
<b>Salem Township (Cass)</b>			
Minnesota Association of Townships	301	8.6%	26
<b>Total for Entity</b>	<b>\$301</b>		<b>\$26</b>
<b>Salem Township (Olmsted)</b>			
Minnesota Association of Townships	762	8.6%	66
<b>Total for Entity</b>	<b>\$762</b>		<b>\$66</b>
<b>Salo Township (Aitkin)</b>			
Minnesota Association of Townships	300	8.6%	26
<b>Total for Entity</b>	<b>\$300</b>		<b>\$26</b>

**Table 5**  
**2014 Lobbying Expenditures Paid With Association Dues**  
**Listed by Entity**

<b>Name of Entity (County)</b> <b>Association Name</b>	<b>Total Local Government Dues</b>	<b>Proportion of Dues Used for Lobbying</b>	<b>Total Dues Used for Lobbying</b>
<b>San Francisco Township (Carver)</b>			
Minnesota Association of Townships	608	8.6%	52
<b>Total for Entity</b>	<b>\$608</b>		<b>\$52</b>
<b>Sand Creek Township (Scott)</b>			
Minnesota Association of Townships	902	8.6%	78
<b>Total for Entity</b>	<b>\$902</b>		<b>\$78</b>
<b>Sand Hill River Watershed District</b>			
Minnesota Association of Watershed Districts	1,211	47.5%	575
<b>Total for Entity</b>	<b>\$1,211</b>		<b>\$575</b>
<b>Sand Lake Township (Itasca)</b>			
Minnesota Association of Townships	317	8.6%	27
<b>Total for Entity</b>	<b>\$317</b>		<b>\$27</b>
<b>Sanders Township (Pennington)</b>			
Minnesota Association of Townships	439	8.6%	38
<b>Total for Entity</b>	<b>\$439</b>		<b>\$38</b>
<b>Sandnes Township (Yellow Medicine)</b>			
Minnesota Association of Townships	335	8.6%	29
<b>Total for Entity</b>	<b>\$335</b>		<b>\$29</b>
<b>Sandstone Township (Pine)</b>			
Minnesota Association of Townships	599	8.6%	52
<b>Total for Entity</b>	<b>\$599</b>		<b>\$52</b>
<b>Sandsville Township (Polk)</b>			
Minnesota Association of Townships	291	8.6%	25
<b>Total for Entity</b>	<b>\$291</b>		<b>\$25</b>
<b>Sandy Township (Saint Louis)</b>			
Minnesota Association of Townships	453	8.6%	39
<b>Total for Entity</b>	<b>\$453</b>		<b>\$39</b>
<b>Sanford Township (Grant)</b>			
Minnesota Association of Townships	319	8.6%	27
<b>Total for Entity</b>	<b>\$319</b>		<b>\$27</b>

**Table 5**  
**2014 Lobbying Expenditures Paid With Association Dues**  
**Listed by Entity**

<b>Name of Entity (County)</b> <b>Association Name</b>	<b>Total Local Government Dues</b>	<b>Proportion of Dues Used for Lobbying</b>	<b>Total Dues Used for Lobbying</b>
<b>Santiago Township (Sherburne)</b>			
Minnesota Association of Townships	1,025	8.6%	88
<b>Total for Entity</b>	<b>\$1,025</b>		<b>\$88</b>
<b>Saratoga Township (Winona)</b>			
Minnesota Association of Townships	537	8.6%	46
<b>Total for Entity</b>	<b>\$537</b>		<b>\$46</b>
<b>Sargeant Township (Mower)</b>			
Minnesota Association of Townships	439	8.6%	38
<b>Total for Entity</b>	<b>\$439</b>		<b>\$38</b>
<b>Sauk Centre Township (Stearns)</b>			
Minnesota Association of Townships	758	8.6%	65
<b>Total for Entity</b>	<b>\$758</b>		<b>\$65</b>
<b>Sauk Rapids Township (Benton)</b>			
Minnesota Association of Townships	526	8.6%	45
<b>Total for Entity</b>	<b>\$526</b>		<b>\$45</b>
<b>Sauk River Watershed District</b>			
League of Minnesota Cities	1,677	10.1%	169
Minnesota Association of Watershed Districts	3,500	47.5%	1,662
<b>Total for Entity</b>	<b>\$5,177</b>		<b>\$1,831</b>
<b>Savannah Township (Becker)</b>			
Minnesota Association of Townships	322	8.6%	28
<b>Total for Entity</b>	<b>\$322</b>		<b>\$28</b>
<b>Scambler Township (Otter Tail)</b>			
Minnesota Association of Townships	491	8.6%	42
<b>Total for Entity</b>	<b>\$491</b>		<b>\$42</b>
<b>Scandia Township (Polk)</b>			
Minnesota Association of Townships	292	8.6%	25
<b>Total for Entity</b>	<b>\$292</b>		<b>\$25</b>
<b>Scandia Valley Township (Morrison)</b>			
Minnesota Association of Townships	793	8.6%	68
<b>Total for Entity</b>	<b>\$793</b>		<b>\$68</b>

**Table 5**  
**2014 Lobbying Expenditures Paid With Association Dues**  
**Listed by Entity**

<b>Name of Entity (County)</b> <b>Association Name</b>	<b>Total Local Government Dues</b>	<b>Proportion of Dues Used for Lobbying</b>	<b>Total Dues Used for Lobbying</b>
<b>Schoolcraft Township (Hubbard)</b>			
Minnesota Association of Townships	304	8.6%	26
<b>Total for Entity</b>	<b>\$304</b>		<b>\$26</b>
<b>Schroeder Township (Cook)</b>			
Minnesota Association of Townships	338	8.6%	29
Range Association of Municipalities and Schools	150	30.0%	45
<b>Total for Entity</b>	<b>\$488</b>		<b>\$74</b>
<b>Sciota Township (Dakota)</b>			
Minnesota Association of Townships	475	8.6%	41
<b>Total for Entity</b>	<b>\$475</b>		<b>\$41</b>
<b>Scott County</b>			
Association of Minnesota Counties	27,668	14.4%	3,984
Minnesota Inter-County Association	33,971	27.5%	9,342
<b>Total for Entity</b>	<b>\$61,639</b>		<b>\$13,326</b>
<b>Scott Soil and Water Conservation District</b>			
Minnesota Association of Soil and Water Conservation Districts	2,866	12.0%	344
<b>Total for Entity</b>	<b>\$2,866</b>		<b>\$344</b>
<b>Scott Township (Stevens)</b>			
Minnesota Association of Townships	315	8.6%	27
<b>Total for Entity</b>	<b>\$315</b>		<b>\$27</b>
<b>Seavey Township (Aitkin)</b>			
Minnesota Association of Townships	289	8.6%	25
<b>Total for Entity</b>	<b>\$289</b>		<b>\$25</b>
<b>Seely Township (Faribault)</b>			
Minnesota Association of Townships	330	8.6%	28
<b>Total for Entity</b>	<b>\$330</b>		<b>\$28</b>
<b>Selma Township (Cottonwood)</b>			
Minnesota Association of Townships	330	8.6%	28
<b>Total for Entity</b>	<b>\$330</b>		<b>\$28</b>



**Table 5**  
**2014 Lobbying Expenditures Paid With Association Dues**  
**Listed by Entity**

<b>Name of Entity (County)</b> <b>Association Name</b>	<b>Total Local Government Dues</b>	<b>Proportion of Dues Used for Lobbying</b>	<b>Total Dues Used for Lobbying</b>
<b>Severance Township (Sibley)</b>			
Minnesota Association of Townships	347	8.6%	30
<b>Total for Entity</b>	<b>\$347</b>		<b>\$30</b>
<b>Seward Township (Nobles)</b>			
Minnesota Association of Townships	336	8.6%	29
<b>Total for Entity</b>	<b>\$336</b>		<b>\$29</b>
<b>Shafer Township (Chisago)</b>			
Minnesota Association of Townships	743	8.6%	64
<b>Total for Entity</b>	<b>\$743</b>		<b>\$64</b>
<b>Shamrock Township (Aitkin)</b>			
Minnesota Association of Townships	811	8.6%	70
<b>Total for Entity</b>	<b>\$811</b>		<b>\$70</b>
<b>Shaokatan Township (Lincoln)</b>			
Minnesota Association of Townships	325	8.6%	28
<b>Total for Entity</b>	<b>\$325</b>		<b>\$28</b>
<b>Sharon Township (Le Sueur)</b>			
Minnesota Association of Townships	542	8.6%	47
<b>Total for Entity</b>	<b>\$542</b>		<b>\$47</b>
<b>Shelburne Township (Lyon)</b>			
Minnesota Association of Townships	326	8.6%	28
<b>Total for Entity</b>	<b>\$326</b>		<b>\$28</b>
<b>Shelby Township (Blue Earth)</b>			
Minnesota Association of Townships	422	8.6%	36
<b>Total for Entity</b>	<b>\$422</b>		<b>\$36</b>
<b>Sheldon Township (Houston)</b>			
Minnesota Association of Townships	424	8.6%	36
<b>Total for Entity</b>	<b>\$424</b>		<b>\$36</b>
<b>Shell Lake Township (Becker)</b>			
Minnesota Association of Townships	433	8.6%	37
<b>Total for Entity</b>	<b>\$433</b>		<b>\$37</b>

**Table 5**  
**2014 Lobbying Expenditures Paid With Association Dues**  
**Listed by Entity**

<b>Name of Entity (County)</b> <b>Association Name</b>	<b>Total Local Government Dues</b>	<b>Proportion of Dues Used for Lobbying</b>	<b>Total Dues Used for Lobbying</b>
<b>Shell River Township (Wadena)</b>			
Minnesota Association of Townships	344	8.6%	30
<b>Total for Entity</b>	<b>\$344</b>		<b>\$30</b>
<b>Shell Rock River Watershed District</b>			
Minnesota Association of Watershed Districts	2,741	47.5%	1,302
<b>Total for Entity</b>	<b>\$2,741</b>		<b>\$1,302</b>
<b>Shell Rock Township (Freeborn)</b>			
Minnesota Association of Townships	475	8.6%	41
<b>Total for Entity</b>	<b>\$475</b>		<b>\$41</b>
<b>Shelly Township (Norman)</b>			
Minnesota Association of Townships	306	8.6%	26
<b>Total for Entity</b>	<b>\$306</b>		<b>\$26</b>
<b>Sherburne County</b>			
Association of Minnesota Counties	22,130	14.4%	3,187
Minnesota Inter-County Association	22,794	27.5%	6,268
<b>Total for Entity</b>	<b>\$44,924</b>		<b>\$9,455</b>
<b>Sherburne Soil and Water Conservation District</b>			
Minnesota Association of Soil and Water Conservation Districts	2,866	12.0%	344
<b>Total for Entity</b>	<b>\$2,866</b>		<b>\$344</b>
<b>Sherburne Wright County Cable Communications Commission</b>			
League of Minnesota Cities	1,677	10.1%	169
<b>Total for Entity</b>	<b>\$1,677</b>		<b>\$169</b>
<b>Sheridan Township (Redwood)</b>			
Minnesota Association of Townships	330	8.6%	28
<b>Total for Entity</b>	<b>\$330</b>		<b>\$28</b>
<b>Sherman Township (Redwood)</b>			
Minnesota Association of Townships	458	8.6%	39
<b>Total for Entity</b>	<b>\$458</b>		<b>\$39</b>
<b>Shetek Area Sewer and Water Commission</b>			
League of Minnesota Cities	1,677	10.1%	169
<b>Total for Entity</b>	<b>\$1,677</b>		<b>\$169</b>

**Table 5**  
**2014 Lobbying Expenditures Paid With Association Dues**  
**Listed by Entity**

<b>Name of Entity (County)</b> <b>Association Name</b>	<b>Total Local Government Dues</b>	<b>Proportion of Dues Used for Lobbying</b>	<b>Total Dues Used for Lobbying</b>
<b>Shetek Township (Murray)</b>			
Minnesota Association of Townships	432	8.6%	37
<b>Total for Entity</b>	<b>\$432</b>		<b>\$37</b>
<b>Shevlin Township (Clearwater)</b>			
Minnesota Association of Townships	486	8.6%	42
<b>Total for Entity</b>	<b>\$486</b>		<b>\$42</b>
<b>Shible Township (Swift)</b>			
Minnesota Association of Townships	308	8.6%	26
<b>Total for Entity</b>	<b>\$308</b>		<b>\$26</b>
<b>Shieldsville Township (Rice)</b>			
Minnesota Association of Townships	774	8.6%	67
<b>Total for Entity</b>	<b>\$774</b>		<b>\$67</b>
<b>Shingobee Township (Cass)</b>			
Minnesota Association of Townships	889	8.6%	76
<b>Total for Entity</b>	<b>\$889</b>		<b>\$76</b>
<b>Shooks Township (Beltrami)</b>			
Minnesota Association of Townships	333	8.6%	29
<b>Total for Entity</b>	<b>\$333</b>		<b>\$29</b>
<b>Shorewood Park Sanitary District</b>			
League of Minnesota Cities	1,677	10.1%	169
<b>Total for Entity</b>	<b>\$1,677</b>		<b>\$169</b>
<b>Shotley Township (Beltrami)</b>			
Minnesota Association of Townships	284	8.6%	24
<b>Total for Entity</b>	<b>\$284</b>		<b>\$24</b>
<b>Sibley County</b>			
Association of Minnesota Counties	8,422	14.4%	1,213
<b>Total for Entity</b>	<b>\$8,422</b>		<b>\$1,213</b>
<b>Sibley Soil and Water Conservation District</b>			
Minnesota Association of Soil and Water Conservation Districts	2,050	12.0%	246
<b>Total for Entity</b>	<b>\$2,050</b>		<b>\$246</b>

**Table 5**  
**2014 Lobbying Expenditures Paid With Association Dues**  
**Listed by Entity**

<b>Name of Entity (County)</b> <b>Association Name</b>	<b>Total Local Government Dues</b>	<b>Proportion of Dues Used for Lobbying</b>	<b>Total Dues Used for Lobbying</b>
<b>Sibley Township (Sibley)</b>			
Minnesota Association of Townships	421	8.6%	36
<b>Total for Entity</b>	<b>\$421</b>		<b>\$36</b>
<b>Sigel Township (Brown)</b>			
Minnesota Association of Townships	446	8.6%	38
<b>Total for Entity</b>	<b>\$446</b>		<b>\$38</b>
<b>Silver Brook Township (Carlton)</b>			
Minnesota Association of Townships	544	8.6%	47
<b>Total for Entity</b>	<b>\$544</b>		<b>\$47</b>
<b>Silver Creek Township (Lake)</b>			
Minnesota Association of Townships	769	8.6%	66
<b>Total for Entity</b>	<b>\$769</b>		<b>\$66</b>
<b>Silver Creek Township (Wright)</b>			
Minnesota Association of Townships	1,173	8.6%	101
<b>Total for Entity</b>	<b>\$1,173</b>		<b>\$101</b>
<b>Silver Lake Township (Martin)</b>			
Minnesota Association of Townships	506	8.6%	44
<b>Total for Entity</b>	<b>\$506</b>		<b>\$44</b>
<b>Silver Leaf Township (Becker)</b>			
Minnesota Association of Townships	516	8.6%	44
<b>Total for Entity</b>	<b>\$516</b>		<b>\$44</b>
<b>Silver Township (Carlton)</b>			
Minnesota Association of Townships	488	8.6%	42
<b>Total for Entity</b>	<b>\$488</b>		<b>\$42</b>
<b>Silverton Township (Pennington)</b>			
Minnesota Association of Townships	330	8.6%	28
<b>Total for Entity</b>	<b>\$330</b>		<b>\$28</b>
<b>Sinclair Township (Clearwater)</b>			
Minnesota Association of Townships	322	8.6%	28
<b>Total for Entity</b>	<b>\$322</b>		<b>\$28</b>

**Table 5**  
**2014 Lobbying Expenditures Paid With Association Dues**  
**Listed by Entity**

<b>Name of Entity (County)</b> <b>Association Name</b>	<b>Total Local Government Dues</b>	<b>Proportion of Dues Used for Lobbying</b>	<b>Total Dues Used for Lobbying</b>
<b>Sinnott Township (Marshall)</b>			
Minnesota Association of Townships	278	8.6%	24
<b>Total for Entity</b>	<b>\$278</b>		<b>\$24</b>
<b>Sioux Agency Township (Yellow Medicine)</b>			
Minnesota Association of Townships	340	8.6%	29
<b>Total for Entity</b>	<b>\$340</b>		<b>\$29</b>
<b>Sioux Valley Township (Jackson)</b>			
Minnesota Association of Townships	329	8.6%	28
<b>Total for Entity</b>	<b>\$329</b>		<b>\$28</b>
<b>Six Mile Grove Township (Swift)</b>			
Minnesota Association of Townships	326	8.6%	28
<b>Total for Entity</b>	<b>\$326</b>		<b>\$28</b>
<b>Skagen Township (Roseau)</b>			
Minnesota Association of Townships	345	8.6%	30
<b>Total for Entity</b>	<b>\$345</b>		<b>\$30</b>
<b>Skandia Township (Murray)</b>			
Minnesota Association of Townships	322	8.6%	28
<b>Total for Entity</b>	<b>\$322</b>		<b>\$28</b>
<b>Skane Township (Kittson)</b>			
Minnesota Association of Townships	284	8.6%	24
<b>Total for Entity</b>	<b>\$284</b>		<b>\$24</b>
<b>Skelton Township (Carlton)</b>			
Minnesota Association of Townships	472	8.6%	41
<b>Total for Entity</b>	<b>\$472</b>		<b>\$41</b>
<b>Skree Township (Clay)</b>			
Minnesota Association of Townships	322	8.6%	28
<b>Total for Entity</b>	<b>\$322</b>		<b>\$28</b>
<b>Slater Township (Cass)</b>			
Minnesota Association of Townships	338	8.6%	29
<b>Total for Entity</b>	<b>\$338</b>		<b>\$29</b>

**Table 5**  
**2014 Lobbying Expenditures Paid With Association Dues**  
**Listed by Entity**

Name of Entity (County) Association Name	Total Local Government Dues	Proportion of Dues Used for Lobbying	Total Dues Used for Lobbying
<b>Slayton Township (Murray)</b>			
Minnesota Association of Townships	330	8.6%	28
<b>Total for Entity</b>	<b>\$330</b>		<b>\$28</b>
<b>Sletten Township (Polk)</b>			
Minnesota Association of Townships	326	8.6%	28
<b>Total for Entity</b>	<b>\$326</b>		<b>\$28</b>
<b>Smiley Township (Pennington)</b>			
Minnesota Association of Townships	529	8.6%	45
<b>Total for Entity</b>	<b>\$529</b>		<b>\$45</b>
<b>Smoky Hollow Township (Cass)</b>			
Minnesota Association of Townships	293	8.6%	25
<b>Total for Entity</b>	<b>\$293</b>		<b>\$25</b>
<b>Sodus Township (Lyon)</b>			
Minnesota Association of Townships	429	8.6%	37
<b>Total for Entity</b>	<b>\$429</b>		<b>\$37</b>
<b>Solem Township (Douglas)</b>			
Minnesota Association of Townships	343	8.6%	29
<b>Total for Entity</b>	<b>\$343</b>		<b>\$29</b>
<b>Soler Township (Roseau)</b>			
Minnesota Association of Townships	301	8.6%	26
<b>Total for Entity</b>	<b>\$301</b>		<b>\$26</b>
<b>Solway Township (Saint Louis)</b>			
Minnesota Association of Townships	1,030	8.6%	89
<b>Total for Entity</b>	<b>\$1,030</b>		<b>\$89</b>
<b>Somerset Township (Steele)</b>			
Minnesota Association of Townships	570	8.6%	49
<b>Total for Entity</b>	<b>\$570</b>		<b>\$49</b>
<b>South Bend Township (Blue Earth)</b>			
Minnesota Association of Townships	948	8.6%	82
<b>Total for Entity</b>	<b>\$948</b>		<b>\$82</b>

**Table 5**  
**2014 Lobbying Expenditures Paid With Association Dues**  
**Listed by Entity**

<b>Name of Entity (County)</b> <b>Association Name</b>	<b>Total Local Government Dues</b>	<b>Proportion of Dues Used for Lobbying</b>	<b>Total Dues Used for Lobbying</b>
<b>South Branch Township (Watonwan)</b>			
Minnesota Association of Townships	430	8.6%	37
<b>Total for Entity</b>	<b>\$430</b>		<b>\$37</b>
<b>South Central Service Cooperative</b>			
Minnesota Rural Education Association	1,600	37.9%	606
<b>Total for Entity</b>	<b>\$1,600</b>		<b>\$606</b>
<b>South Fork Township (Kanabec)</b>			
Minnesota Association of Townships	589	8.6%	51
<b>Total for Entity</b>	<b>\$589</b>		<b>\$51</b>
<b>South Harbor Township (Mille Lacs)</b>			
Minnesota Association of Townships	277	8.6%	24
<b>Total for Entity</b>	<b>\$277</b>		<b>\$24</b>
<b>South Red River Township (Kittson)</b>			
Minnesota Association of Townships	294	8.6%	25
<b>Total for Entity</b>	<b>\$294</b>		<b>\$25</b>
<b>South Saint Louis Soil and Water Conservation District</b>			
Minnesota Association of Soil and Water Conservation Districts	2,866	12.0%	344
<b>Total for Entity</b>	<b>\$2,866</b>		<b>\$344</b>
<b>South Washington Watershed District</b>			
League of Minnesota Cities	1,677	10.1%	169
Minnesota Association of Watershed Districts	3,500	47.5%	1,662
<b>Total for Entity</b>	<b>\$5,177</b>		<b>\$1,831</b>
<b>Southbrook Township (Cottonwood)</b>			
Minnesota Association of Townships	590	8.6%	51
<b>Total for Entity</b>	<b>\$590</b>		<b>\$51</b>
<b>Southeast Service Cooperative</b>			
Minnesota Rural Education Association	1,600	37.9%	606
<b>Total for Entity</b>	<b>\$1,600</b>		<b>\$606</b>
<b>Southside Township (Wright)</b>			
Minnesota Association of Townships	906	8.6%	78
<b>Total for Entity</b>	<b>\$906</b>		<b>\$78</b>

**Table 5**  
**2014 Lobbying Expenditures Paid With Association Dues**  
**Listed by Entity**

<b>Name of Entity (County)</b> <b>Association Name</b>	<b>Total Local Government Dues</b>	<b>Proportion of Dues Used for Lobbying</b>	<b>Total Dues Used for Lobbying</b>
<b>Southwest - West Central Service Cooperative</b>			
Minnesota Rural Education Association	1,600	37.9%	606
<b>Total for Entity</b>	<b>\$1,600</b>		<b>\$606</b>
<b>SouthWest Metro Educational Cooperative</b>			
Minnesota Rural Education Association	600	37.9%	227
Schools for Equity in Education	624	91.8%	573
<b>Total for Entity</b>	<b>\$1,224</b>		<b>\$800</b>
<b>Southwest Metro Transit Commission</b>			
Suburban Transit Association	16,500	94.7%	15,626
<b>Total for Entity</b>	<b>\$16,500</b>		<b>\$15,626</b>
<b>Spalding Township (Aitkin)</b>			
Minnesota Association of Townships	443	8.6%	38
<b>Total for Entity</b>	<b>\$443</b>		<b>\$38</b>
<b>Spang Township (Itasca)</b>			
Minnesota Association of Townships	425	8.6%	37
<b>Total for Entity</b>	<b>\$425</b>		<b>\$37</b>
<b>Sparta Township (Chippewa)</b>			
Minnesota Association of Townships	572	8.6%	49
<b>Total for Entity</b>	<b>\$572</b>		<b>\$49</b>
<b>Spencer Brook Township (Isanti)</b>			
Minnesota Association of Townships	923	8.6%	79
<b>Total for Entity</b>	<b>\$923</b>		<b>\$79</b>
<b>Spencer Township (Aitkin)</b>			
Minnesota Association of Townships	502	8.6%	43
<b>Total for Entity</b>	<b>\$502</b>		<b>\$43</b>
<b>Split Rock Township (Carlton)</b>			
Minnesota Association of Townships	324	8.6%	28
<b>Total for Entity</b>	<b>\$324</b>		<b>\$28</b>
<b>Splithand Township (Itasca)</b>			
Minnesota Association of Townships	348	8.6%	30
<b>Total for Entity</b>	<b>\$348</b>		<b>\$30</b>



**Table 5**  
**2014 Lobbying Expenditures Paid With Association Dues**  
**Listed by Entity**

<b>Name of Entity (County)</b> <b>Association Name</b>	<b>Total Local Government Dues</b>	<b>Proportion of Dues Used for Lobbying</b>	<b>Total Dues Used for Lobbying</b>
<b>Spring Brook Township (Kittson)</b>			
Minnesota Association of Townships	285	8.6%	25
<b>Total for Entity</b>	<b>\$285</b>		<b>\$25</b>
<b>Spring Creek Township (Becker)</b>			
Minnesota Association of Townships	307	8.6%	26
<b>Total for Entity</b>	<b>\$307</b>		<b>\$26</b>
<b>Spring Creek Township (Norman)</b>			
Minnesota Association of Townships	294	8.6%	25
<b>Total for Entity</b>	<b>\$294</b>		<b>\$25</b>
<b>Spring Grove Township (Houston)</b>			
Minnesota Association of Townships	467	8.6%	40
<b>Total for Entity</b>	<b>\$467</b>		<b>\$40</b>
<b>Spring Hill Township (Stearns)</b>			
Minnesota Association of Townships	460	8.6%	40
<b>Total for Entity</b>	<b>\$460</b>		<b>\$40</b>
<b>Spring Lake Township (Scott)</b>			
Minnesota Association of Townships	1,583	8.6%	136
<b>Total for Entity</b>	<b>\$1,583</b>		<b>\$136</b>
<b>Spring Prairie Township (Clay)</b>			
Minnesota Association of Townships	458	8.6%	39
<b>Total for Entity</b>	<b>\$458</b>		<b>\$39</b>
<b>Spring Valley Township (Fillmore)</b>			
Minnesota Association of Townships	505	8.6%	43
<b>Total for Entity</b>	<b>\$505</b>		<b>\$43</b>
<b>Springdale Township (Redwood)</b>			
Minnesota Association of Townships	337	8.6%	29
<b>Total for Entity</b>	<b>\$337</b>		<b>\$29</b>
<b>Springfield Township (Cottonwood)</b>			
Minnesota Association of Townships	308	8.6%	26
<b>Total for Entity</b>	<b>\$308</b>		<b>\$26</b>

**Table 5**  
**2014 Lobbying Expenditures Paid With Association Dues**  
**Listed by Entity**

<b>Name of Entity (County)</b> <b>Association Name</b>	<b>Total Local Government Dues</b>	<b>Proportion of Dues Used for Lobbying</b>	<b>Total Dues Used for Lobbying</b>
<b>Springsteel Island Sewer District</b>			
League of Minnesota Cities	1,677	10.1%	169
<b>Total for Entity</b>	<b>\$1,677</b>		<b>\$169</b>
<b>Springvale Township (Isanti)</b>			
Minnesota Association of Townships	880	8.6%	76
<b>Total for Entity</b>	<b>\$880</b>		<b>\$76</b>
<b>Springwater Township (Rock)</b>			
Minnesota Association of Townships	421	8.6%	36
<b>Total for Entity</b>	<b>\$421</b>		<b>\$36</b>
<b>Spruce Grove Township (Becker)</b>			
Minnesota Association of Townships	474	8.6%	41
<b>Total for Entity</b>	<b>\$474</b>		<b>\$41</b>
<b>Spruce Grove Township (Beltrami)</b>			
Minnesota Association of Townships	289	8.6%	25
<b>Total for Entity</b>	<b>\$289</b>		<b>\$25</b>
<b>Spruce Hill Township (Douglas)</b>			
Minnesota Association of Townships	481	8.6%	41
<b>Total for Entity</b>	<b>\$481</b>		<b>\$41</b>
<b>Spruce Township (Roseau)</b>			
Minnesota Association of Townships	520	8.6%	45
<b>Total for Entity</b>	<b>\$520</b>		<b>\$45</b>
<b>Spruce Valley Township (Marshall)</b>			
Minnesota Association of Townships	348	8.6%	30
<b>Total for Entity</b>	<b>\$348</b>		<b>\$30</b>
<b>Stafford Township (Roseau)</b>			
Minnesota Association of Townships	428	8.6%	37
<b>Total for Entity</b>	<b>\$428</b>		<b>\$37</b>
<b>Stanchfield Township (Isanti)</b>			
Minnesota Association of Townships	806	8.6%	69
<b>Total for Entity</b>	<b>\$806</b>		<b>\$69</b>

**Table 5**  
**2014 Lobbying Expenditures Paid With Association Dues**  
**Listed by Entity**

<b>Name of Entity (County)</b> <b>Association Name</b>	<b>Total Local Government Dues</b>	<b>Proportion of Dues Used for Lobbying</b>	<b>Total Dues Used for Lobbying</b>
<b>Stanford Township (Isanti)</b>			
Minnesota Association of Townships	1,142	8.6%	98
<b>Total for Entity</b>	<b>\$1,142</b>		<b>\$98</b>
<b>Stanley Township (Lyon)</b>			
Minnesota Association of Townships	345	8.6%	30
<b>Total for Entity</b>	<b>\$345</b>		<b>\$30</b>
<b>Stanton Township (Goodhue)</b>			
Minnesota Association of Townships	770	8.6%	66
<b>Total for Entity</b>	<b>\$770</b>		<b>\$66</b>
<b>Staples Township (Todd)</b>			
Minnesota Association of Townships	535	8.6%	46
<b>Total for Entity</b>	<b>\$535</b>		<b>\$46</b>
<b>Star Lake Township (Otter Tail)</b>			
Minnesota Association of Townships	473	8.6%	41
<b>Total for Entity</b>	<b>\$473</b>		<b>\$41</b>
<b>Star Township (Pennington)</b>			
Minnesota Association of Townships	309	8.6%	27
<b>Total for Entity</b>	<b>\$309</b>		<b>\$27</b>
<b>Stark Township (Brown)</b>			
Minnesota Association of Townships	449	8.6%	39
<b>Total for Entity</b>	<b>\$449</b>		<b>\$39</b>
<b>Stately Township (Brown)</b>			
Minnesota Association of Townships	320	8.6%	28
<b>Total for Entity</b>	<b>\$320</b>		<b>\$28</b>
<b>Steamboat River Township (Hubbard)</b>			
Minnesota Association of Townships	311	8.6%	27
<b>Total for Entity</b>	<b>\$311</b>		<b>\$27</b>
<b>Stearns County</b>			
Association of Minnesota Counties	29,665	14.4%	4,272
Minnesota Inter-County Association	38,625	27.5%	10,622
<b>Total for Entity</b>	<b>\$68,290</b>		<b>\$14,894</b>

**Table 5**  
**2014 Lobbying Expenditures Paid With Association Dues**  
**Listed by Entity**

<b>Name of Entity (County)</b> <b>Association Name</b>	<b>Total Local Government Dues</b>	<b>Proportion of Dues Used for Lobbying</b>	<b>Total Dues Used for Lobbying</b>
<b>Stearns Soil and Water Conservation District</b>			
Minnesota Association of Soil and Water Conservation Districts	2,866	12.0%	344
<b>Total for Entity</b>	<b>\$2,866</b>		<b>\$344</b>
<b>Steele County</b>			
Association of Minnesota Counties	13,682	14.4%	1,970
Highway 14 Partnership	2,500	100.0%	2,500
<b>Total for Entity</b>	<b>\$16,182</b>		<b>\$4,470</b>
<b>Steele County Soil and Water Conservation District</b>			
Minnesota Association of Soil and Water Conservation Districts	2,866	12.0%	344
<b>Total for Entity</b>	<b>\$2,866</b>		<b>\$344</b>
<b>Steenerson Township (Beltrami)</b>			
Minnesota Association of Townships	277	8.6%	24
<b>Total for Entity</b>	<b>\$277</b>		<b>\$24</b>
<b>Sterling Township (Blue Earth)</b>			
Minnesota Association of Townships	434	8.6%	37
<b>Total for Entity</b>	<b>\$434</b>		<b>\$37</b>
<b>Stevens County</b>			
Association of Minnesota Counties	6,097	14.4%	878
Minnesota Rural Counties Caucus	2,100	50.0%	1,050
<b>Total for Entity</b>	<b>\$8,197</b>		<b>\$1,928</b>
<b>Stevens Soil and Water Conservation District</b>			
Minnesota Association of Soil and Water Conservation Districts	1,966	12.0%	236
<b>Total for Entity</b>	<b>\$1,966</b>		<b>\$236</b>
<b>Stevens Township (Stevens)</b>			
Minnesota Association of Townships	297	8.6%	26
<b>Total for Entity</b>	<b>\$297</b>		<b>\$26</b>
<b>Stillwater Township (Washington)</b>			
League of Minnesota Cities	2,451	10.1%	248
Minnesota Association of Townships	1,172	8.6%	101
<b>Total for Entity</b>	<b>\$3,623</b>		<b>\$349</b>

**Table 5**  
**2014 Lobbying Expenditures Paid With Association Dues**  
**Listed by Entity**

Name of Entity (County) Association Name	Total Local Government Dues	Proportion of Dues Used for Lobbying	Total Dues Used for Lobbying
<b>Stockholm Township (Wright)</b>			
Minnesota Association of Townships	656	8.6%	56
<b>Total for Entity</b>	<b>\$656</b>		<b>\$56</b>
<b>Stokes Township (Itasca)</b>			
Minnesota Association of Townships	342	8.6%	29
<b>Total for Entity</b>	<b>\$342</b>		<b>\$29</b>
<b>Stokes Township (Roseau)</b>			
Minnesota Association of Townships	338	8.6%	29
<b>Total for Entity</b>	<b>\$338</b>		<b>\$29</b>
<b>Stoneham Township (Chippewa)</b>			
Minnesota Association of Townships	346	8.6%	30
<b>Total for Entity</b>	<b>\$346</b>		<b>\$30</b>
<b>Stoney Brook Township (Saint Louis)</b>			
Minnesota Association of Townships	446	8.6%	38
<b>Total for Entity</b>	<b>\$446</b>		<b>\$38</b>
<b>Stony Brook Township (Grant)</b>			
Minnesota Association of Townships	313	8.6%	27
<b>Total for Entity</b>	<b>\$313</b>		<b>\$27</b>
<b>Stony River Township (Lake)</b>			
Minnesota Association of Townships	327	8.6%	28
<b>Total for Entity</b>	<b>\$327</b>		<b>\$28</b>
<b>Stony Run Township (Yellow Medicine)</b>			
Minnesota Association of Townships	474	8.6%	41
<b>Total for Entity</b>	<b>\$474</b>		<b>\$41</b>
<b>Storden Township (Cottonwood)</b>			
Minnesota Association of Townships	323	8.6%	28
<b>Total for Entity</b>	<b>\$323</b>		<b>\$28</b>
<b>Stowe Prairie Township (Todd)</b>			
Minnesota Association of Townships	482	8.6%	41
<b>Total for Entity</b>	<b>\$482</b>		<b>\$41</b>

**Table 5**  
**2014 Lobbying Expenditures Paid With Association Dues**  
**Listed by Entity**

<b>Name of Entity (County)</b> <b>Association Name</b>	<b>Total Local Government Dues</b>	<b>Proportion of Dues Used for Lobbying</b>	<b>Total Dues Used for Lobbying</b>
<b>Straight River Township (Hubbard)</b>			
Minnesota Association of Townships	570	8.6%	49
<b>Total for Entity</b>	<b>\$570</b>		<b>\$49</b>
<b>Strand Township (Norman)</b>			
Minnesota Association of Townships	302	8.6%	26
<b>Total for Entity</b>	<b>\$302</b>		<b>\$26</b>
<b>Sturgeon Lake Township (Pine)</b>			
Minnesota Association of Townships	502	8.6%	43
<b>Total for Entity</b>	<b>\$502</b>		<b>\$43</b>
<b>Sturgeon Township (Saint Louis)</b>			
Minnesota Association of Townships	315	8.6%	27
<b>Total for Entity</b>	<b>\$315</b>		<b>\$27</b>
<b>Sugar Bush Township (Becker)</b>			
Minnesota Association of Townships	502	8.6%	43
<b>Total for Entity</b>	<b>\$502</b>		<b>\$43</b>
<b>Sugar Bush Township (Beltrami)</b>			
Minnesota Association of Townships	349	8.6%	30
<b>Total for Entity</b>	<b>\$349</b>		<b>\$30</b>
<b>Sullivan Township (Polk)</b>			
Minnesota Association of Townships	323	8.6%	28
<b>Total for Entity</b>	<b>\$323</b>		<b>\$28</b>
<b>Summit Lake Township (Nobles)</b>			
Minnesota Association of Townships	445	8.6%	38
<b>Total for Entity</b>	<b>\$445</b>		<b>\$38</b>
<b>Summit Township (Beltrami)</b>			
Minnesota Association of Townships	421	8.6%	36
<b>Total for Entity</b>	<b>\$421</b>		<b>\$36</b>
<b>Summit Township (Steele)</b>			
Minnesota Association of Townships	486	8.6%	42
<b>Total for Entity</b>	<b>\$486</b>		<b>\$42</b>

**Table 5**  
**2014 Lobbying Expenditures Paid With Association Dues**  
**Listed by Entity**

<b>Name of Entity (County)</b> <b>Association Name</b>	<b>Total Local Government Dues</b>	<b>Proportion of Dues Used for Lobbying</b>	<b>Total Dues Used for Lobbying</b>
<b>Sumner Township (Fillmore)</b>			
Minnesota Association of Townships	489	8.6%	42
<b>Total for Entity</b>	<b>\$489</b>		<b>\$42</b>
<b>Sumter Township (McLeod)</b>			
Minnesota Association of Townships	507	8.6%	44
<b>Total for Entity</b>	<b>\$507</b>		<b>\$44</b>
<b>Sundal Township (Norman)</b>			
Minnesota Association of Townships	320	8.6%	28
<b>Total for Entity</b>	<b>\$320</b>		<b>\$28</b>
<b>Sundown Township (Redwood)</b>			
Minnesota Association of Townships	326	8.6%	28
<b>Total for Entity</b>	<b>\$326</b>		<b>\$28</b>
<b>Sunnyside Township (Wilkin)</b>			
Minnesota Association of Townships	314	8.6%	27
<b>Total for Entity</b>	<b>\$314</b>		<b>\$27</b>
<b>Sunrise Township (Chisago)</b>			
Minnesota Association of Townships	1,043	8.6%	90
<b>Total for Entity</b>	<b>\$1,043</b>		<b>\$90</b>
<b>Svea Township (Kittson)</b>			
Minnesota Association of Townships	285	8.6%	25
<b>Total for Entity</b>	<b>\$285</b>		<b>\$25</b>
<b>Sverdrup Township (Otter Tail)</b>			
Minnesota Association of Townships	538	8.6%	46
<b>Total for Entity</b>	<b>\$538</b>		<b>\$46</b>
<b>Swan Lake Township (Stevens)</b>			
Minnesota Association of Townships	331	8.6%	28
<b>Total for Entity</b>	<b>\$331</b>		<b>\$28</b>
<b>Swan River Township (Morrison)</b>			
Minnesota Association of Townships	580	8.6%	50
<b>Total for Entity</b>	<b>\$580</b>		<b>\$50</b>

**Table 5**  
**2014 Lobbying Expenditures Paid With Association Dues**  
**Listed by Entity**

<b>Name of Entity (County)</b> <b>Association Name</b>	<b>Total Local Government Dues</b>	<b>Proportion of Dues Used for Lobbying</b>	<b>Total Dues Used for Lobbying</b>
<b>Swanville Township (Morrison)</b>			
Minnesota Association of Townships	508	8.6%	44
<b>Total for Entity</b>	<b>\$508</b>		<b>\$44</b>
<b>Swede Grove Township (Meeker)</b>			
Minnesota Association of Townships	467	8.6%	40
<b>Total for Entity</b>	<b>\$467</b>		<b>\$40</b>
<b>Swede Prairie Township (Yellow Medicine)</b>			
Minnesota Association of Townships	324	8.6%	28
<b>Total for Entity</b>	<b>\$324</b>		<b>\$28</b>
<b>Swedes Forest Township (Redwood)</b>			
Minnesota Association of Townships	308	8.6%	26
<b>Total for Entity</b>	<b>\$308</b>		<b>\$26</b>
<b>Sweet Township (Pipestone)</b>			
Minnesota Association of Townships	440	8.6%	38
<b>Total for Entity</b>	<b>\$440</b>		<b>\$38</b>
<b>Swenoda Township (Swift)</b>			
Minnesota Association of Townships	313	8.6%	27
<b>Total for Entity</b>	<b>\$313</b>		<b>\$27</b>
<b>Swift County</b>			
Association of Minnesota Counties	6,762	14.4%	974
<b>Total for Entity</b>	<b>\$6,762</b>		<b>\$974</b>
<b>Swift Soil and Water Conservation District</b>			
Minnesota Association of Soil and Water Conservation Districts	1,966	12.0%	236
<b>Total for Entity</b>	<b>\$1,966</b>		<b>\$236</b>
<b>Sylvan Township (Cass)</b>			
Minnesota Association of Townships	1,281	8.6%	110
<b>Total for Entity</b>	<b>\$1,281</b>		<b>\$110</b>
<b>Synnes Township (Stevens)</b>			
Minnesota Association of Townships	307	8.6%	26
<b>Total for Entity</b>	<b>\$307</b>		<b>\$26</b>



**Table 5**  
**2014 Lobbying Expenditures Paid With Association Dues**  
**Listed by Entity**

<b>Name of Entity (County)</b> <b>Association Name</b>	<b>Total Local Government Dues</b>	<b>Proportion of Dues Used for Lobbying</b>	<b>Total Dues Used for Lobbying</b>
<b>Tabor Township (Polk)</b>			
Minnesota Association of Townships	305	8.6%	26
<b>Total for Entity</b>	<b>\$305</b>		<b>\$26</b>
<b>Tamarac Township (Marshall)</b>			
Minnesota Association of Townships	293	8.6%	25
<b>Total for Entity</b>	<b>\$293</b>		<b>\$25</b>
<b>Tanberg Township (Wilkin)</b>			
Minnesota Association of Townships	291	8.6%	25
<b>Total for Entity</b>	<b>\$291</b>		<b>\$25</b>
<b>Tansem Township (Clay)</b>			
Minnesota Association of Townships	423	8.6%	36
<b>Total for Entity</b>	<b>\$423</b>		<b>\$36</b>
<b>Tara Township (Swift)</b>			
Minnesota Association of Townships	297	8.6%	26
<b>Total for Entity</b>	<b>\$297</b>		<b>\$26</b>
<b>Tara Township (Traverse)</b>			
Minnesota Association of Townships	298	8.6%	26
<b>Total for Entity</b>	<b>\$298</b>		<b>\$26</b>
<b>Taylor Township (Beltrami)</b>			
Minnesota Association of Townships	302	8.6%	26
<b>Total for Entity</b>	<b>\$302</b>		<b>\$26</b>
<b>Taylor Township (Traverse)</b>			
Minnesota Association of Townships	303	8.6%	26
<b>Total for Entity</b>	<b>\$303</b>		<b>\$26</b>
<b>Technology and Information Educational Services</b>			
Association of Metropolitan School Districts, Inc.	3,300	70.4%	2,323
<b>Total for Entity</b>	<b>\$3,300</b>		<b>\$2,323</b>
<b>Tegner Township (Kittson)</b>			
Minnesota Association of Townships	285	8.6%	25
<b>Total for Entity</b>	<b>\$285</b>		<b>\$25</b>

**Table 5**  
**2014 Lobbying Expenditures Paid With Association Dues**  
**Listed by Entity**

<b>Name of Entity (County)</b> <b>Association Name</b>	<b>Total Local Government Dues</b>	<b>Proportion of Dues Used for Lobbying</b>	<b>Total Dues Used for Lobbying</b>
<b>Teien Township (Kittson)</b>			
Minnesota Association of Townships	293	8.6%	25
<b>Total for Entity</b>	<b>\$293</b>		<b>\$25</b>
<b>Ten Lake Township (Beltrami)</b>			
Minnesota Association of Townships	745	8.6%	64
<b>Total for Entity</b>	<b>\$745</b>		<b>\$64</b>
<b>Ten Mile Lake Township (Lac qui Parle)</b>			
Minnesota Association of Townships	316	8.6%	27
<b>Total for Entity</b>	<b>\$316</b>		<b>\$27</b>
<b>Tenhassen Township (Martin)</b>			
Minnesota Association of Townships	422	8.6%	36
<b>Total for Entity</b>	<b>\$422</b>		<b>\$36</b>
<b>Terrebonne Township (Red Lake)</b>			
Minnesota Association of Townships	319	8.6%	27
<b>Total for Entity</b>	<b>\$319</b>		<b>\$27</b>
<b>Thief Lake Township (Marshall)</b>			
Minnesota Association of Townships	283	8.6%	24
<b>Total for Entity</b>	<b>\$283</b>		<b>\$24</b>
<b>Third River Township (Itasca)</b>			
Minnesota Association of Townships	285	8.6%	25
<b>Total for Entity</b>	<b>\$285</b>		<b>\$25</b>
<b>Thomastown Township (Wadena)</b>			
Minnesota Association of Townships	602	8.6%	52
<b>Total for Entity</b>	<b>\$602</b>		<b>\$52</b>
<b>Thompson Township (Kittson)</b>			
Minnesota Association of Townships	317	8.6%	27
<b>Total for Entity</b>	<b>\$317</b>		<b>\$27</b>
<b>Thomson Township (Carlton)</b>			
League of Minnesota Cities	4,986	10.1%	504
Minnesota Association of Townships	2,010	8.6%	173
<b>Total for Entity</b>	<b>\$6,996</b>		<b>\$677</b>

**Table 5**  
**2014 Lobbying Expenditures Paid With Association Dues**  
**Listed by Entity**

<b>Name of Entity (County)</b> <b>Association Name</b>	<b>Total Local Government Dues</b>	<b>Proportion of Dues Used for Lobbying</b>	<b>Total Dues Used for Lobbying</b>
<b>Thorpe Township (Hubbard)</b>			
Minnesota Association of Townships	286	8.6%	25
<b>Total for Entity</b>	<b>\$286</b>		<b>\$25</b>
<b>Three Lakes Township (Redwood)</b>			
Minnesota Association of Townships	330	8.6%	28
<b>Total for Entity</b>	<b>\$330</b>		<b>\$28</b>
<b>Three Rivers Park District</b>			
League of Minnesota Cities	1,677	10.1%	169
<b>Total for Entity</b>	<b>\$1,677</b>		<b>\$169</b>
<b>Thunder Lake Township (Cass)</b>			
Minnesota Association of Townships	427	8.6%	37
<b>Total for Entity</b>	<b>\$427</b>		<b>\$37</b>
<b>Timothy Township (Crow Wing)</b>			
Minnesota Association of Townships	321	8.6%	28
<b>Total for Entity</b>	<b>\$321</b>		<b>\$28</b>
<b>Tintah Township (Traverse)</b>			
Minnesota Association of Townships	281	8.6%	24
<b>Total for Entity</b>	<b>\$281</b>		<b>\$24</b>
<b>Toad Lake Township (Becker)</b>			
Minnesota Association of Townships	516	8.6%	44
<b>Total for Entity</b>	<b>\$516</b>		<b>\$44</b>
<b>Todd County</b>			
Association of Minnesota Counties	10,564	14.4%	1,521
Minnesota Rural Counties Caucus	2,100	50.0%	1,050
<b>Total for Entity</b>	<b>\$12,664</b>		<b>\$2,571</b>
<b>Todd Soil and Water Conservation District</b>			
Minnesota Association of Soil and Water Conservation Districts	2,249	12.0%	270
<b>Total for Entity</b>	<b>\$2,249</b>		<b>\$270</b>
<b>Todd Township (Hubbard)</b>			
Minnesota Association of Townships	852	8.6%	73
<b>Total for Entity</b>	<b>\$852</b>		<b>\$73</b>

**Table 5**  
**2014 Lobbying Expenditures Paid With Association Dues**  
**Listed by Entity**

Name of Entity (County) Association Name	Total Local Government Dues	Proportion of Dues Used for Lobbying	Total Dues Used for Lobbying
<b>Tofte Township (Cook)</b>			
Minnesota Association of Townships	420	8.6%	36
<b>Total for Entity</b>	<b>\$420</b>		<b>\$36</b>
<b>Toivola Township (Saint Louis)</b>			
Minnesota Association of Townships	325	8.6%	28
<b>Total for Entity</b>	<b>\$325</b>		<b>\$28</b>
<b>Toqua Township (Big Stone)</b>			
Minnesota Association of Townships	286	8.6%	25
<b>Total for Entity</b>	<b>\$286</b>		<b>\$25</b>
<b>Tordenskjold Township (Otter Tail)</b>			
Minnesota Association of Townships	516	8.6%	44
<b>Total for Entity</b>	<b>\$516</b>		<b>\$44</b>
<b>Torning Township (Swift)</b>			
Minnesota Association of Townships	477	8.6%	41
<b>Total for Entity</b>	<b>\$477</b>		<b>\$41</b>
<b>Torrey Township (Cass)</b>			
Minnesota Association of Townships	321	8.6%	28
<b>Total for Entity</b>	<b>\$321</b>		<b>\$28</b>
<b>Transit Township (Sibley)</b>			
Minnesota Association of Townships	425	8.6%	37
<b>Total for Entity</b>	<b>\$425</b>		<b>\$37</b>
<b>Traverse County</b>			
Association of Minnesota Counties	3,380	14.4%	487
Minnesota Rural Counties Caucus	2,100	50.0%	1,050
<b>Total for Entity</b>	<b>\$5,480</b>		<b>\$1,537</b>
<b>Traverse Soil and Water Conservation District</b>			
Minnesota Association of Soil and Water Conservation Districts	1,966	12.0%	236
<b>Total for Entity</b>	<b>\$1,966</b>		<b>\$236</b>
<b>Traverse Township (Nicollet)</b>			
Minnesota Association of Townships	446	8.6%	38
<b>Total for Entity</b>	<b>\$446</b>		<b>\$38</b>

**Table 5**  
**2014 Lobbying Expenditures Paid With Association Dues**  
**Listed by Entity**

<b>Name of Entity (County)</b> <b>Association Name</b>	<b>Total Local Government Dues</b>	<b>Proportion of Dues Used for Lobbying</b>	<b>Total Dues Used for Lobbying</b>
<b>Trelipe Township (Cass)</b>			
Minnesota Association of Townships	316	8.6%	27
<b>Total for Entity</b>	<b>\$316</b>		<b>\$27</b>
<b>Trondhjem Township (Otter Tail)</b>			
Minnesota Association of Townships	332	8.6%	29
<b>Total for Entity</b>	<b>\$332</b>		<b>\$29</b>
<b>Trout Lake Township (Itasca)</b>			
Minnesota Association of Townships	761	8.6%	65
<b>Total for Entity</b>	<b>\$761</b>		<b>\$65</b>
<b>Troy Township (Pipestone)</b>			
Minnesota Association of Townships	428	8.6%	37
<b>Total for Entity</b>	<b>\$428</b>		<b>\$37</b>
<b>Troy Township (Renville)</b>			
Minnesota Association of Townships	426	8.6%	37
<b>Total for Entity</b>	<b>\$426</b>		<b>\$37</b>
<b>Tumuli Township (Otter Tail)</b>			
Minnesota Association of Townships	481	8.6%	41
<b>Total for Entity</b>	<b>\$481</b>		<b>\$41</b>
<b>Tunsberg Township (Chippewa)</b>			
Minnesota Association of Townships	335	8.6%	29
<b>Total for Entity</b>	<b>\$335</b>		<b>\$29</b>
<b>Turner Township (Aitkin)</b>			
Minnesota Association of Townships	335	8.6%	29
<b>Total for Entity</b>	<b>\$335</b>		<b>\$29</b>
<b>Turtle Creek Township (Todd)</b>			
Minnesota Association of Townships	430	8.6%	37
<b>Total for Entity</b>	<b>\$430</b>		<b>\$37</b>
<b>Turtle Creek Watershed District</b>			
Minnesota Association of Watershed Districts	2,000	47.5%	950
<b>Total for Entity</b>	<b>\$2,000</b>		<b>\$950</b>

**Table 5**  
**2014 Lobbying Expenditures Paid With Association Dues**  
**Listed by Entity**

<b>Name of Entity (County)</b> <b>Association Name</b>	<b>Total Local Government Dues</b>	<b>Proportion of Dues Used for Lobbying</b>	<b>Total Dues Used for Lobbying</b>
<b>Turtle Lake Township (Beltrami)</b>			
Minnesota Association of Townships	794	8.6%	68
<b>Total for Entity</b>	<b>\$794</b>		<b>\$68</b>
<b>Turtle Lake Township (Cass)</b>			
Minnesota Association of Townships	556	8.6%	48
<b>Total for Entity</b>	<b>\$556</b>		<b>\$48</b>
<b>Turtle River Township (Beltrami)</b>			
Minnesota Association of Townships	763	8.6%	66
<b>Total for Entity</b>	<b>\$763</b>		<b>\$66</b>
<b>Twin Lakes Township (Carlton)</b>			
Minnesota Association of Townships	1,080	8.6%	93
<b>Total for Entity</b>	<b>\$1,080</b>		<b>\$93</b>
<b>Twin Lakes Township (Mahnomen)</b>			
Minnesota Association of Townships	606	8.6%	52
<b>Total for Entity</b>	<b>\$606</b>		<b>\$52</b>
<b>Two Inlets Township (Becker)</b>			
Minnesota Association of Townships	341	8.6%	29
<b>Total for Entity</b>	<b>\$341</b>		<b>\$29</b>
<b>Two Rivers Township (Morrison)</b>			
Minnesota Association of Townships	560	8.6%	48
<b>Total for Entity</b>	<b>\$560</b>		<b>\$48</b>
<b>Two Rivers Watershed District</b>			
Minnesota Association of Watershed Districts	1,490	47.5%	708
<b>Total for Entity</b>	<b>\$1,490</b>		<b>\$708</b>
<b>Tynsid Township (Polk)</b>			
Minnesota Association of Townships	290	8.6%	25
<b>Total for Entity</b>	<b>\$290</b>		<b>\$25</b>
<b>Tyro Township (Yellow Medicine)</b>			
Minnesota Association of Townships	327	8.6%	28
<b>Total for Entity</b>	<b>\$327</b>		<b>\$28</b>

**Table 5**  
**2014 Lobbying Expenditures Paid With Association Dues**  
**Listed by Entity**

<b>Name of Entity (County)</b> <b>Association Name</b>	<b>Total Local Government Dues</b>	<b>Proportion of Dues Used for Lobbying</b>	<b>Total Dues Used for Lobbying</b>
<b>Tyrone Township (Le Sueur)</b>			
Minnesota Association of Townships	520	8.6%	45
<b>Total for Entity</b>	<b>\$520</b>		<b>\$45</b>
<b>Udolpho Township (Mower)</b>			
Minnesota Association of Townships	483	8.6%	42
<b>Total for Entity</b>	<b>\$483</b>		<b>\$42</b>
<b>Ulen Township (Clay)</b>			
Minnesota Association of Townships	327	8.6%	28
<b>Total for Entity</b>	<b>\$327</b>		<b>\$28</b>
<b>Underwood Township (Redwood)</b>			
Minnesota Association of Townships	336	8.6%	29
<b>Total for Entity</b>	<b>\$336</b>		<b>\$29</b>
<b>Union Grove Township (Meeker)</b>			
Minnesota Association of Townships	544	8.6%	47
<b>Total for Entity</b>	<b>\$544</b>		<b>\$47</b>
<b>Union Township (Houston)</b>			
Minnesota Association of Townships	458	8.6%	39
<b>Total for Entity</b>	<b>\$458</b>		<b>\$39</b>
<b>Upper Minnesota River Watershed District</b>			
League of Minnesota Cities	1,677	10.1%	169
Minnesota Association of Watershed Districts	2,730	47.5%	1,297
<b>Total for Entity</b>	<b>\$4,407</b>		<b>\$1,466</b>
<b>Urness Township (Douglas)</b>			
Minnesota Association of Townships	346	8.6%	30
<b>Total for Entity</b>	<b>\$346</b>		<b>\$30</b>
<b>Utica Township (Winona)</b>			
Minnesota Association of Townships	540	8.6%	46
<b>Total for Entity</b>	<b>\$540</b>		<b>\$46</b>
<b>Vail Township (Redwood)</b>			
Minnesota Association of Townships	343	8.6%	29
<b>Total for Entity</b>	<b>\$343</b>		<b>\$29</b>

**Table 5**  
**2014 Lobbying Expenditures Paid With Association Dues**  
**Listed by Entity**

<b>Name of Entity (County)</b> <b>Association Name</b>	<b>Total Local Government Dues</b>	<b>Proportion of Dues Used for Lobbying</b>	<b>Total Dues Used for Lobbying</b>
<b>Vallers Township (Lyon)</b>			
Minnesota Association of Townships	335	8.6%	29
<b>Total for Entity</b>	<b>\$335</b>		<b>\$29</b>
<b>Valley Branch Watershed District</b>			
Minnesota Association of Watershed Districts	3,500	47.5%	1,662
<b>Total for Entity</b>	<b>\$3,500</b>		<b>\$1,662</b>
<b>Valley Township (Marshall)</b>			
Minnesota Association of Townships	317	8.6%	27
<b>Total for Entity</b>	<b>\$317</b>		<b>\$27</b>
<b>Van Buren Township (Saint Louis)</b>			
Minnesota Association of Townships	329	8.6%	28
<b>Total for Entity</b>	<b>\$329</b>		<b>\$28</b>
<b>Vasa Township (Goodhue)</b>			
Minnesota Association of Townships	632	8.6%	54
<b>Total for Entity</b>	<b>\$632</b>		<b>\$54</b>
<b>Vega Township (Marshall)</b>			
Minnesota Association of Townships	311	8.6%	27
<b>Total for Entity</b>	<b>\$311</b>		<b>\$27</b>
<b>Veldt Township (Marshall)</b>			
Minnesota Association of Townships	279	8.6%	24
<b>Total for Entity</b>	<b>\$279</b>		<b>\$24</b>
<b>Verdi Township (Lincoln)</b>			
Minnesota Association of Townships	334	8.6%	29
<b>Total for Entity</b>	<b>\$334</b>		<b>\$29</b>
<b>Verdon Township (Aitkin)</b>			
Minnesota Association of Townships	284	8.6%	24
<b>Total for Entity</b>	<b>\$284</b>		<b>\$24</b>
<b>Vermilion Lake Township (Saint Louis)</b>			
Minnesota Association of Townships	427	8.6%	37
<b>Total for Entity</b>	<b>\$427</b>		<b>\$37</b>



**Table 5**  
**2014 Lobbying Expenditures Paid With Association Dues**  
**Listed by Entity**

<b>Name of Entity (County)</b> <b>Association Name</b>	<b>Total Local Government Dues</b>	<b>Proportion of Dues Used for Lobbying</b>	<b>Total Dues Used for Lobbying</b>
<b>Vermillion Township (Dakota)</b>			
Minnesota Association of Townships	801	8.6%	69
<b>Total for Entity</b>	<b>\$801</b>		<b>\$69</b>
<b>Vernon Center Township (Blue Earth)</b>			
Minnesota Association of Townships	425	8.6%	37
<b>Total for Entity</b>	<b>\$425</b>		<b>\$37</b>
<b>Vernon Township (Dodge)</b>			
Minnesota Association of Townships	555	8.6%	48
<b>Total for Entity</b>	<b>\$555</b>		<b>\$48</b>
<b>Verona Township (Faribault)</b>			
Minnesota Association of Townships	453	8.6%	39
<b>Total for Entity</b>	<b>\$453</b>		<b>\$39</b>
<b>Vesta Township (Redwood)</b>			
Minnesota Association of Townships	330	8.6%	28
<b>Total for Entity</b>	<b>\$330</b>		<b>\$28</b>
<b>Victor Township (Wright)</b>			
Minnesota Association of Townships	747	8.6%	64
<b>Total for Entity</b>	<b>\$747</b>		<b>\$64</b>
<b>Viding Township (Clay)</b>			
Minnesota Association of Townships	303	8.6%	26
<b>Total for Entity</b>	<b>\$303</b>		<b>\$26</b>
<b>Vienna Township (Rock)</b>			
Minnesota Association of Townships	319	8.6%	27
<b>Total for Entity</b>	<b>\$319</b>		<b>\$27</b>
<b>Viking Township (Marshall)</b>			
Minnesota Association of Townships	319	8.6%	27
<b>Total for Entity</b>	<b>\$319</b>		<b>\$27</b>
<b>Villard Township (Todd)</b>			
Minnesota Association of Townships	545	8.6%	47
<b>Total for Entity</b>	<b>\$545</b>		<b>\$47</b>

**Table 5**  
**2014 Lobbying Expenditures Paid With Association Dues**  
**Listed by Entity**

<b>Name of Entity (County)</b> <b>Association Name</b>	<b>Total Local Government Dues</b>	<b>Proportion of Dues Used for Lobbying</b>	<b>Total Dues Used for Lobbying</b>
<b>Vineland Township (Polk)</b>			
Minnesota Association of Townships	297	8.6%	26
<b>Total for Entity</b>	<b>\$297</b>		<b>\$26</b>
<b>Viola Township (Olmsted)</b>			
Minnesota Association of Townships	532	8.6%	46
<b>Total for Entity</b>	<b>\$532</b>		<b>\$46</b>
<b>Vivian Township (Waseca)</b>			
Minnesota Association of Townships	424	8.6%	36
<b>Total for Entity</b>	<b>\$424</b>		<b>\$36</b>
<b>Waasa Township (Saint Louis)</b>			
Minnesota Association of Townships	350	8.6%	30
<b>Total for Entity</b>	<b>\$350</b>		<b>\$30</b>
<b>Wabana Township (Itasca)</b>			
Minnesota Association of Townships	511	8.6%	44
<b>Total for Entity</b>	<b>\$511</b>		<b>\$44</b>
<b>Wabasha County</b>			
Association of Minnesota Counties	10,214	14.4%	1,471
<b>Total for Entity</b>	<b>\$10,214</b>		<b>\$1,471</b>
<b>Wabasha Soil and Water Conservation District</b>			
Minnesota Association of Soil and Water Conservation Districts	2,567	12.0%	308
<b>Total for Entity</b>	<b>\$2,567</b>		<b>\$308</b>
<b>Wabedo Township (Cass)</b>			
Minnesota Association of Townships	449	8.6%	39
<b>Total for Entity</b>	<b>\$449</b>		<b>\$39</b>
<b>Waconia Township (Carver)</b>			
Minnesota Association of Townships	805	8.6%	69
<b>Total for Entity</b>	<b>\$805</b>		<b>\$69</b>
<b>Wacouta Township (Goodhue)</b>			
Minnesota Association of Townships	465	8.6%	40
<b>Total for Entity</b>	<b>\$465</b>		<b>\$40</b>

**Table 5**  
**2014 Lobbying Expenditures Paid With Association Dues**  
**Listed by Entity**

<b>Name of Entity (County)</b> <b>Association Name</b>	<b>Total Local Government Dues</b>	<b>Proportion of Dues Used for Lobbying</b>	<b>Total Dues Used for Lobbying</b>
<b>Wadena County</b>			
Association of Minnesota Counties	6,652	14.4%	958
Minnesota Rural Counties Caucus	2,100	50.0%	1,050
<b>Total for Entity</b>	<b>\$8,752</b>		<b>\$2,008</b>
<b>Wadena Soil and Water Conservation District</b>			
Minnesota Association of Soil and Water Conservation Districts	1,966	12.0%	236
<b>Total for Entity</b>	<b>\$1,966</b>		<b>\$236</b>
<b>Wadena Township (Wadena)</b>			
Minnesota Association of Townships	614	8.6%	53
<b>Total for Entity</b>	<b>\$614</b>		<b>\$53</b>
<b>Wagner Township (Aitkin)</b>			
Minnesota Association of Townships	448	8.6%	39
<b>Total for Entity</b>	<b>\$448</b>		<b>\$39</b>
<b>Wakefield Township (Stearns)</b>			
Minnesota Association of Townships	1,297	8.6%	112
<b>Total for Entity</b>	<b>\$1,297</b>		<b>\$112</b>
<b>Walcott Township (Rice)</b>			
Minnesota Association of Townships	645	8.6%	55
<b>Total for Entity</b>	<b>\$645</b>		<b>\$55</b>
<b>Walden Township (Cass)</b>			
Minnesota Association of Townships	501	8.6%	43
<b>Total for Entity</b>	<b>\$501</b>		<b>\$43</b>
<b>Walden Township (Pope)</b>			
Minnesota Association of Townships	323	8.6%	28
<b>Total for Entity</b>	<b>\$323</b>		<b>\$28</b>
<b>Walls Township (Traverse)</b>			
Minnesota Association of Townships	290	8.6%	25
<b>Total for Entity</b>	<b>\$290</b>		<b>\$25</b>
<b>Walnut Lake Township (Faribault)</b>			
Minnesota Association of Townships	335	8.6%	29
<b>Total for Entity</b>	<b>\$335</b>		<b>\$29</b>

**Table 5**  
**2014 Lobbying Expenditures Paid With Association Dues**  
**Listed by Entity**

<b>Name of Entity (County)</b> <b>Association Name</b>	<b>Total Local Government Dues</b>	<b>Proportion of Dues Used for Lobbying</b>	<b>Total Dues Used for Lobbying</b>
<b>Walter Township (Lac qui Parle)</b>			
Minnesota Association of Townships	316	8.6%	27
<b>Total for Entity</b>	<b>\$316</b>		<b>\$27</b>
<b>Waltham Township (Mower)</b>			
Minnesota Association of Townships	447	8.6%	38
<b>Total for Entity</b>	<b>\$447</b>		<b>\$38</b>
<b>Walworth Township (Becker)</b>			
Minnesota Association of Townships	299	8.6%	26
<b>Total for Entity</b>	<b>\$299</b>		<b>\$26</b>
<b>Wanamingo Township (Goodhue)</b>			
Minnesota Association of Townships	485	8.6%	42
<b>Total for Entity</b>	<b>\$485</b>		<b>\$42</b>
<b>Wang Township (Renville)</b>			
Minnesota Association of Townships	348	8.6%	30
<b>Total for Entity</b>	<b>\$348</b>		<b>\$30</b>
<b>Wanger Township (Marshall)</b>			
Minnesota Association of Townships	292	8.6%	25
<b>Total for Entity</b>	<b>\$292</b>		<b>\$25</b>
<b>Ward Township (Todd)</b>			
Minnesota Association of Townships	479	8.6%	41
<b>Total for Entity</b>	<b>\$479</b>		<b>\$41</b>
<b>Warren Township (Winona)</b>			
Minnesota Association of Townships	548	8.6%	47
<b>Total for Entity</b>	<b>\$548</b>		<b>\$47</b>
<b>Warrenton Township (Marshall)</b>			
Minnesota Association of Townships	302	8.6%	26
<b>Total for Entity</b>	<b>\$302</b>		<b>\$26</b>
<b>Warroad Watershed District</b>			
Minnesota Association of Watershed Districts	350	47.5%	166
<b>Total for Entity</b>	<b>\$350</b>		<b>\$166</b>

**Table 5**  
**2014 Lobbying Expenditures Paid With Association Dues**  
**Listed by Entity**

<b>Name of Entity (County)</b> <b>Association Name</b>	<b>Total Local Government Dues</b>	<b>Proportion of Dues Used for Lobbying</b>	<b>Total Dues Used for Lobbying</b>
<b>Warsaw Township (Goodhue)</b>			
Minnesota Association of Townships	534	8.6%	46
<b>Total for Entity</b>	<b>\$534</b>		<b>\$46</b>
<b>Warsaw Township (Rice)</b>			
Minnesota Association of Townships	832	8.6%	72
<b>Total for Entity</b>	<b>\$832</b>		<b>\$72</b>
<b>Waseca County</b>			
Association of Minnesota Counties	9,372	14.4%	1,350
Highway 14 Partnership	2,500	100.0%	2,500
<b>Total for Entity</b>	<b>\$11,872</b>		<b>\$3,850</b>
<b>Waseca Soil and Water Conservation District</b>			
Minnesota Association of Soil and Water Conservation Districts	1,170	12.0%	140
<b>Total for Entity</b>	<b>\$1,170</b>		<b>\$140</b>
<b>Washington County</b>			
Association of Minnesota Counties	39,429	14.4%	5,678
Minnesota Inter-County Association	61,996	27.5%	17,049
<b>Total for Entity</b>	<b>\$101,425</b>		<b>\$22,727</b>
<b>Washington Lake Township (Sibley)</b>			
Minnesota Association of Townships	496	8.6%	43
<b>Total for Entity</b>	<b>\$496</b>		<b>\$43</b>
<b>Washington Soil and Water Conservation District</b>			
Minnesota Association of Soil and Water Conservation Districts	2,866	12.0%	344
<b>Total for Entity</b>	<b>\$2,866</b>		<b>\$344</b>
<b>Washington Township (Le Sueur)</b>			
Minnesota Association of Townships	569	8.6%	49
<b>Total for Entity</b>	<b>\$569</b>		<b>\$49</b>
<b>Wasioja Township (Dodge)</b>			
Minnesota Association of Townships	633	8.6%	54
<b>Total for Entity</b>	<b>\$633</b>		<b>\$54</b>

**Table 5**  
**2014 Lobbying Expenditures Paid With Association Dues**  
**Listed by Entity**

Name of Entity (County) Association Name	Total Local Government Dues	Proportion of Dues Used for Lobbying	Total Dues Used for Lobbying
<b>Waskish Township (Beltrami)</b>			
Minnesota Association of Townships	309	8.6%	27
<b>Total for Entity</b>	<b>\$309</b>		<b>\$27</b>
<b>Watab Township (Benton)</b>			
Minnesota Association of Townships	1,413	8.6%	122
<b>Total for Entity</b>	<b>\$1,413</b>		<b>\$122</b>
<b>Waterbury Township (Redwood)</b>			
Minnesota Association of Townships	330	8.6%	28
<b>Total for Entity</b>	<b>\$330</b>		<b>\$28</b>
<b>Waterford Township (Dakota)</b>			
Minnesota Association of Townships	500	8.6%	43
<b>Total for Entity</b>	<b>\$500</b>		<b>\$43</b>
<b>Watertown Township (Carver)</b>			
Minnesota Association of Townships	798	8.6%	69
<b>Total for Entity</b>	<b>\$798</b>		<b>\$69</b>
<b>Waterville Township (Le Sueur)</b>			
Minnesota Association of Townships	567	8.6%	49
<b>Total for Entity</b>	<b>\$567</b>		<b>\$49</b>
<b>Watowan County</b>			
Association of Minnesota Counties	6,533	14.4%	941
<b>Total for Entity</b>	<b>\$6,533</b>		<b>\$941</b>
<b>Watowan Soil and Water Conservation District</b>			
Minnesota Association of Soil and Water Conservation Districts	1,966	12.0%	236
<b>Total for Entity</b>	<b>\$1,966</b>		<b>\$236</b>
<b>Watopa Township (Wabasha)</b>			
Minnesota Association of Townships	347	8.6%	30
<b>Total for Entity</b>	<b>\$347</b>		<b>\$30</b>
<b>Waukenabo Township (Aitkin)</b>			
Minnesota Association of Townships	442	8.6%	38
<b>Total for Entity</b>	<b>\$442</b>		<b>\$38</b>

**Table 5**  
**2014 Lobbying Expenditures Paid With Association Dues**  
**Listed by Entity**

<b>Name of Entity (County)</b> <b>Association Name</b>	<b>Total Local Government Dues</b>	<b>Proportion of Dues Used for Lobbying</b>	<b>Total Dues Used for Lobbying</b>
<b>Waukon Township (Norman)</b>			
Minnesota Association of Townships	304	8.6%	26
<b>Total for Entity</b>	<b>\$304</b>		<b>\$26</b>
<b>Waverly Township (Martin)</b>			
Minnesota Association of Townships	335	8.6%	29
<b>Total for Entity</b>	<b>\$335</b>		<b>\$29</b>
<b>Wawina Township (Itasca)</b>			
Minnesota Association of Townships	293	8.6%	25
<b>Total for Entity</b>	<b>\$293</b>		<b>\$25</b>
<b>Wealthwood Township (Aitkin)</b>			
Minnesota Association of Townships	426	8.6%	37
<b>Total for Entity</b>	<b>\$426</b>		<b>\$37</b>
<b>Webster Township (Rice)</b>			
Minnesota Association of Townships	976	8.6%	84
<b>Total for Entity</b>	<b>\$976</b>		<b>\$84</b>
<b>Weimer Township (Jackson)</b>			
Minnesota Association of Townships	314	8.6%	27
<b>Total for Entity</b>	<b>\$314</b>		<b>\$27</b>
<b>Welch Township (Goodhue)</b>			
Minnesota Association of Townships	580	8.6%	50
<b>Total for Entity</b>	<b>\$580</b>		<b>\$50</b>
<b>Wellington Township (Renville)</b>			
Minnesota Association of Townships	328	8.6%	28
<b>Total for Entity</b>	<b>\$328</b>		<b>\$28</b>
<b>Wells Township (Rice)</b>			
Minnesota Association of Townships	919	8.6%	79
<b>Total for Entity</b>	<b>\$919</b>		<b>\$79</b>
<b>Wergeland Township (Yellow Medicine)</b>			
Minnesota Association of Townships	317	8.6%	27
<b>Total for Entity</b>	<b>\$317</b>		<b>\$27</b>

**Table 5**  
**2014 Lobbying Expenditures Paid With Association Dues**  
**Listed by Entity**

Name of Entity (County) Association Name	Total Local Government Dues	Proportion of Dues Used for Lobbying	Total Dues Used for Lobbying
<b>West Albany Township (Wabasha)</b>			
Minnesota Association of Townships	466	8.6%	40
<b>Total for Entity</b>	<b>\$466</b>		<b>\$40</b>
<b>West Bank Township (Swift)</b>			
Minnesota Association of Townships	318	8.6%	27
<b>Total for Entity</b>	<b>\$318</b>		<b>\$27</b>
<b>West Heron Lake Township (Jackson)</b>			
Minnesota Association of Townships	328	8.6%	28
<b>Total for Entity</b>	<b>\$328</b>		<b>\$28</b>
<b>West Lakeland Township (Washington)</b>			
Minnesota Association of Townships	1,719	8.6%	148
<b>Total for Entity</b>	<b>\$1,719</b>		<b>\$148</b>
<b>West Metro Education Program 6069</b>			
Association of Metropolitan School Districts, Inc.	6,405	70.4%	4,509
<b>Total for Entity</b>	<b>\$6,405</b>		<b>\$4,509</b>
<b>West Newton Township (Nicollet)</b>			
Minnesota Association of Townships	473	8.6%	41
<b>Total for Entity</b>	<b>\$473</b>		<b>\$41</b>
<b>West Otter Tail Soil and Water Conservation District</b>			
Minnesota Association of Soil and Water Conservation Districts	2,866	12.0%	344
<b>Total for Entity</b>	<b>\$2,866</b>		<b>\$344</b>
<b>West Polk Soil and Water Conservation District</b>			
Minnesota Association of Soil and Water Conservation Districts	1,966	12.0%	236
<b>Total for Entity</b>	<b>\$1,966</b>		<b>\$236</b>
<b>West Union Township (Todd)</b>			
Minnesota Association of Townships	423	8.6%	36
<b>Total for Entity</b>	<b>\$423</b>		<b>\$36</b>
<b>West Valley Township (Marshall)</b>			
Minnesota Association of Townships	314	8.6%	27
<b>Total for Entity</b>	<b>\$314</b>		<b>\$27</b>



**Table 5**  
**2014 Lobbying Expenditures Paid With Association Dues**  
**Listed by Entity**

<b>Name of Entity (County)</b> <b>Association Name</b>	<b>Total Local Government Dues</b>	<b>Proportion of Dues Used for Lobbying</b>	<b>Total Dues Used for Lobbying</b>
<b>Westbrook Township (Cottonwood)</b>			
Minnesota Association of Townships	338	8.6%	29
<b>Total for Entity</b>	<b>\$338</b>		<b>\$29</b>
<b>Westerheim Township (Lyon)</b>			
Minnesota Association of Townships	346	8.6%	30
<b>Total for Entity</b>	<b>\$346</b>		<b>\$30</b>
<b>Western Lake Superior Sanitary District</b>			
League of Minnesota Cities	1,677	10.1%	169
<b>Total for Entity</b>	<b>\$1,677</b>		<b>\$169</b>
<b>Western Township (Otter Tail)</b>			
Minnesota Association of Townships	310	8.6%	27
<b>Total for Entity</b>	<b>\$310</b>		<b>\$27</b>
<b>Westfield Township (Dodge)</b>			
Minnesota Association of Townships	485	8.6%	42
<b>Total for Entity</b>	<b>\$485</b>		<b>\$42</b>
<b>Westford Township (Martin)</b>			
Minnesota Association of Townships	433	8.6%	37
<b>Total for Entity</b>	<b>\$433</b>		<b>\$37</b>
<b>Westline Township (Redwood)</b>			
Minnesota Association of Townships	326	8.6%	28
<b>Total for Entity</b>	<b>\$326</b>		<b>\$28</b>
<b>Westport Township (Pope)</b>			
Minnesota Association of Townships	428	8.6%	37
<b>Total for Entity</b>	<b>\$428</b>		<b>\$37</b>
<b>Westside Township (Nobles)</b>			
Minnesota Association of Townships	340	8.6%	29
<b>Total for Entity</b>	<b>\$340</b>		<b>\$29</b>
<b>Wheatland Township (Rice)</b>			
Minnesota Association of Townships	806	8.6%	69
<b>Total for Entity</b>	<b>\$806</b>		<b>\$69</b>

**Table 5**  
**2014 Lobbying Expenditures Paid With Association Dues**  
**Listed by Entity**

<b>Name of Entity (County)</b> <b>Association Name</b>	<b>Total Local Government Dues</b>	<b>Proportion of Dues Used for Lobbying</b>	<b>Total Dues Used for Lobbying</b>
<b>Wheeling Township (Rice)</b>			
Minnesota Association of Townships	517	8.6%	44
<b>Total for Entity</b>	<b>\$517</b>		<b>\$44</b>
<b>White Bear Lake Conservation District</b>			
League of Minnesota Cities	1,677	10.1%	169
<b>Total for Entity</b>	<b>\$1,677</b>		<b>\$169</b>
<b>White Bear Lake Township (Pope)</b>			
Minnesota Association of Townships	478	8.6%	41
<b>Total for Entity</b>	<b>\$478</b>		<b>\$41</b>
<b>White Bear Township (Ramsey)</b>			
League of Minnesota Cities	9,695	10.1%	979
Minnesota Association of Townships	3,958	8.6%	340
<b>Total for Entity</b>	<b>\$13,653</b>		<b>\$1,319</b>
<b>White Earth Township (Becker)</b>			
Minnesota Association of Townships	602	8.6%	52
<b>Total for Entity</b>	<b>\$602</b>		<b>\$52</b>
<b>White Oak Township (Hubbard)</b>			
Minnesota Association of Townships	495	8.6%	43
<b>Total for Entity</b>	<b>\$495</b>		<b>\$43</b>
<b>White Pine Township (Aitkin)</b>			
Minnesota Association of Townships	281	8.6%	24
<b>Total for Entity</b>	<b>\$281</b>		<b>\$24</b>
<b>White Township (Saint Louis)</b>			
League of Minnesota Cities	1,619	10.1%	164
Minnesota Association of Townships	902	8.6%	78
Range Association of Municipalities and Schools	400	30.0%	120
<b>Total for Entity</b>	<b>\$2,921</b>		<b>\$362</b>
<b>Whited Township (Kanabec)</b>			
Minnesota Association of Townships	633	8.6%	54
<b>Total for Entity</b>	<b>\$633</b>		<b>\$54</b>

**Table 5**  
**2014 Lobbying Expenditures Paid With Association Dues**  
**Listed by Entity**

<b>Name of Entity (County)</b> <b>Association Name</b>	<b>Total Local Government Dues</b>	<b>Proportion of Dues Used for Lobbying</b>	<b>Total Dues Used for Lobbying</b>
<b>Whitefield Township (Kandiyohi)</b>			
Minnesota Association of Townships	507	8.6%	44
<b>Total for Entity</b>	<b>\$507</b>		<b>\$44</b>
<b>Whiteford Township (Marshall)</b>			
Minnesota Association of Townships	284	8.6%	24
<b>Total for Entity</b>	<b>\$284</b>		<b>\$24</b>
<b>Whitewater Township (Winona)</b>			
Minnesota Association of Townships	331	8.6%	28
<b>Total for Entity</b>	<b>\$331</b>		<b>\$28</b>
<b>Wild Rice Township (Norman)</b>			
Minnesota Association of Townships	347	8.6%	30
<b>Total for Entity</b>	<b>\$347</b>		<b>\$30</b>
<b>Wild Rice Watershed District</b>			
Minnesota Association of Watershed Districts	3,500	47.5%	1,662
<b>Total for Entity</b>	<b>\$3,500</b>		<b>\$1,662</b>
<b>Wildwood Township (Itasca)</b>			
Minnesota Association of Townships	333	8.6%	29
<b>Total for Entity</b>	<b>\$333</b>		<b>\$29</b>
<b>Wilkin County</b>			
Association of Minnesota Counties	6,071	14.4%	874
<b>Total for Entity</b>	<b>\$6,071</b>		<b>\$874</b>
<b>Wilkin Soil and Water Conservation District</b>			
Minnesota Association of Soil and Water Conservation Districts	1,966	12.0%	236
<b>Total for Entity</b>	<b>\$1,966</b>		<b>\$236</b>
<b>Wilkinson Township (Cass)</b>			
Minnesota Association of Townships	467	8.6%	40
<b>Total for Entity</b>	<b>\$467</b>		<b>\$40</b>
<b>Williams Township (Aitkin)</b>			
Minnesota Association of Townships	314	8.6%	27
<b>Total for Entity</b>	<b>\$314</b>		<b>\$27</b>

**Table 5**  
**2014 Lobbying Expenditures Paid With Association Dues**  
**Listed by Entity**

<b>Name of Entity (County)</b> <b>Association Name</b>	<b>Total Local Government Dues</b>	<b>Proportion of Dues Used for Lobbying</b>	<b>Total Dues Used for Lobbying</b>
<b>Willmar Township (Kandiyohi)</b>			
Minnesota Association of Townships	505	8.6%	43
<b>Total for Entity</b>	<b>\$505</b>		<b>\$43</b>
<b>Willow Lake Township (Redwood)</b>			
Minnesota Association of Townships	340	8.6%	29
<b>Total for Entity</b>	<b>\$340</b>		<b>\$29</b>
<b>Willow Valley Township (Saint Louis)</b>			
Minnesota Association of Townships	311	8.6%	27
<b>Total for Entity</b>	<b>\$311</b>		<b>\$27</b>
<b>Wilma Township (Pine)</b>			
Minnesota Association of Townships	293	8.6%	25
<b>Total for Entity</b>	<b>\$293</b>		<b>\$25</b>
<b>Wilmington Township (Houston)</b>			
Minnesota Association of Townships	476	8.6%	41
<b>Total for Entity</b>	<b>\$476</b>		<b>\$41</b>
<b>Wilmont Township (Nobles)</b>			
Minnesota Association of Townships	329	8.6%	28
<b>Total for Entity</b>	<b>\$329</b>		<b>\$28</b>
<b>Wilson Township (Cass)</b>			
Minnesota Association of Townships	545	8.6%	47
<b>Total for Entity</b>	<b>\$545</b>		<b>\$47</b>
<b>Wilson Township (Winona)</b>			
Minnesota Association of Townships	779	8.6%	67
<b>Total for Entity</b>	<b>\$779</b>		<b>\$67</b>
<b>Wilton Township (Waseca)</b>			
Minnesota Association of Townships	456	8.6%	39
<b>Total for Entity</b>	<b>\$456</b>		<b>\$39</b>
<b>Winchester Township (Norman)</b>			
Minnesota Association of Townships	286	8.6%	25
<b>Total for Entity</b>	<b>\$286</b>		<b>\$25</b>

**Table 5**  
**2014 Lobbying Expenditures Paid With Association Dues**  
**Listed by Entity**

<b>Name of Entity (County)</b> <b>Association Name</b>	<b>Total Local Government Dues</b>	<b>Proportion of Dues Used for Lobbying</b>	<b>Total Dues Used for Lobbying</b>
<b>Windemere Township (Pine)</b>			
Minnesota Association of Townships	948	8.6%	82
<b>Total for Entity</b>	<b>\$948</b>		<b>\$82</b>
<b>Windom Township (Mower)</b>			
Minnesota Association of Townships	534	8.6%	46
<b>Total for Entity</b>	<b>\$534</b>		<b>\$46</b>
<b>Windsor Township (Traverse)</b>			
Minnesota Association of Townships	290	8.6%	25
<b>Total for Entity</b>	<b>\$290</b>		<b>\$25</b>
<b>Winfield Township (Renville)</b>			
Minnesota Association of Townships	341	8.6%	29
<b>Total for Entity</b>	<b>\$341</b>		<b>\$29</b>
<b>Wing River Township (Wadena)</b>			
Minnesota Association of Townships	489	8.6%	42
<b>Total for Entity</b>	<b>\$489</b>		<b>\$42</b>
<b>Winger Township (Polk)</b>			
Minnesota Association of Townships	336	8.6%	29
<b>Total for Entity</b>	<b>\$336</b>		<b>\$29</b>
<b>Winnebago Township (Faribault)</b>			
Minnesota Association of Townships	346	8.6%	30
<b>Total for Entity</b>	<b>\$346</b>		<b>\$30</b>
<b>Winnebago Township (Houston)</b>			
Minnesota Association of Townships	331	8.6%	28
<b>Total for Entity</b>	<b>\$331</b>		<b>\$28</b>
<b>Winona County</b>			
Association of Minnesota Counties	16,853	14.4%	2,427
Minnesota Inter-County Association	13,138	27.5%	3,613
<b>Total for Entity</b>	<b>\$29,991</b>		<b>\$6,040</b>

**Table 5**  
**2014 Lobbying Expenditures Paid With Association Dues**  
**Listed by Entity**

<b>Name of Entity (County)</b> <b>Association Name</b>	<b>Total Local Government Dues</b>	<b>Proportion of Dues Used for Lobbying</b>	<b>Total Dues Used for Lobbying</b>
<b>Winona Port Authority</b>			
Greater Minnesota Partnership	2,500	100.0%	2,500
Minnesota Ports Association	4,000	96.3%	3,852
<b>Total for Entity</b>	<b>\$6,500</b>		<b>\$6,352</b>
<b>Winona Soil and Water Conservation District</b>			
Minnesota Association of Soil and Water Conservation Districts	2,866	12.0%	344
<b>Total for Entity</b>	<b>\$2,866</b>		<b>\$344</b>
<b>Winsor Township (Clearwater)</b>			
Minnesota Association of Townships	299	8.6%	26
<b>Total for Entity</b>	<b>\$299</b>		<b>\$26</b>
<b>Winsted Township (McLeod)</b>			
Minnesota Association of Townships	642	8.6%	55
<b>Total for Entity</b>	<b>\$642</b>		<b>\$55</b>
<b>Wirt Township (Itasca)</b>			
Minnesota Association of Townships	303	8.6%	26
<b>Total for Entity</b>	<b>\$303</b>		<b>\$26</b>
<b>Wisconsin Township (Jackson)</b>			
Minnesota Association of Townships	345	8.6%	30
<b>Total for Entity</b>	<b>\$345</b>		<b>\$30</b>
<b>Wiscoy Township (Winona)</b>			
Minnesota Association of Townships	455	8.6%	39
<b>Total for Entity</b>	<b>\$455</b>		<b>\$39</b>
<b>Wolf Lake Township (Becker)</b>			
Minnesota Association of Townships	346	8.6%	30
<b>Total for Entity</b>	<b>\$346</b>		<b>\$30</b>
<b>Wolford Township (Crow Wing)</b>			
Minnesota Association of Townships	460	8.6%	40
<b>Total for Entity</b>	<b>\$460</b>		<b>\$40</b>
<b>Wolverton Township (Wilkin)</b>			
Minnesota Association of Townships	311	8.6%	27
<b>Total for Entity</b>	<b>\$311</b>		<b>\$27</b>

**Table 5**  
**2014 Lobbying Expenditures Paid With Association Dues**  
**Listed by Entity**

Name of Entity (County) Association Name	Total Local Government Dues	Proportion of Dues Used for Lobbying	Total Dues Used for Lobbying
<b>Wood Lake Township (Yellow Medicine)</b>			
Minnesota Association of Townships	340	8.6%	29
<b>Total for Entity</b>	<b>\$340</b>		<b>\$29</b>
<b>Woodland Township (Wright)</b>			
Minnesota Association of Townships	766	8.6%	66
<b>Total for Entity</b>	<b>\$766</b>		<b>\$66</b>
<b>Woodrow Township (Beltrami)</b>			
Minnesota Association of Townships	296	8.6%	25
<b>Total for Entity</b>	<b>\$296</b>		<b>\$25</b>
<b>Woodrow Township (Cass)</b>			
Minnesota Association of Townships	533	8.6%	46
<b>Total for Entity</b>	<b>\$533</b>		<b>\$46</b>
<b>Woods Township (Chippewa)</b>			
Minnesota Association of Townships	339	8.6%	29
<b>Total for Entity</b>	<b>\$339</b>		<b>\$29</b>
<b>Woodside Township (Otter Tail)</b>			
Minnesota Association of Townships	428	8.6%	37
<b>Total for Entity</b>	<b>\$428</b>		<b>\$37</b>
<b>Woodside Township (Polk)</b>			
Minnesota Association of Townships	497	8.6%	43
<b>Total for Entity</b>	<b>\$497</b>		<b>\$43</b>
<b>Woodville Township (Waseca)</b>			
Minnesota Association of Townships	842	8.6%	72
<b>Total for Entity</b>	<b>\$842</b>		<b>\$72</b>
<b>Workman Township (Aitkin)</b>			
Minnesota Association of Townships	337	8.6%	29
<b>Total for Entity</b>	<b>\$337</b>		<b>\$29</b>
<b>Worthington Township (Nobles)</b>			
Minnesota Association of Townships	445	8.6%	38
<b>Total for Entity</b>	<b>\$445</b>		<b>\$38</b>

**Table 5**  
**2014 Lobbying Expenditures Paid With Association Dues**  
**Listed by Entity**

<b>Name of Entity (County)</b> <b>Association Name</b>	<b>Total Local Government Dues</b>	<b>Proportion of Dues Used for Lobbying</b>	<b>Total Dues Used for Lobbying</b>
<b>Wrenshall Township (Carlton)</b>			
Minnesota Association of Townships	462	8.6%	40
<b>Total for Entity</b>	<b>\$462</b>		<b>\$40</b>
<b>Wright County</b>			
Association of Minnesota Counties	26,571	14.4%	3,826
<b>Total for Entity</b>	<b>\$26,571</b>		<b>\$3,826</b>
<b>Wright Soil and Water Conservation District</b>			
Minnesota Association of Soil and Water Conservation Districts	2,866	12.0%	344
<b>Total for Entity</b>	<b>\$2,866</b>		<b>\$344</b>
<b>Wright Township (Marshall)</b>			
Minnesota Association of Townships	306	8.6%	26
<b>Total for Entity</b>	<b>\$306</b>		<b>\$26</b>
<b>Wuori Township (Saint Louis)</b>			
Minnesota Association of Townships	523	8.6%	45
<b>Total for Entity</b>	<b>\$523</b>		<b>\$45</b>
<b>Wyandotte Township (Pennington)</b>			
Minnesota Association of Townships	312	8.6%	27
<b>Total for Entity</b>	<b>\$312</b>		<b>\$27</b>
<b>Wyanett Township (Isanti)</b>			
Minnesota Association of Townships	968	8.6%	83
<b>Total for Entity</b>	<b>\$968</b>		<b>\$83</b>
<b>Wykeham Township (Todd)</b>			
Minnesota Association of Townships	466	8.6%	40
<b>Total for Entity</b>	<b>\$466</b>		<b>\$40</b>
<b>Wylie Township (Red Lake)</b>			
Minnesota Association of Townships	290	8.6%	25
<b>Total for Entity</b>	<b>\$290</b>		<b>\$25</b>
<b>Yellow Bank Township (Lac qui Parle)</b>			
Minnesota Association of Townships	319	8.6%	27
<b>Total for Entity</b>	<b>\$319</b>		<b>\$27</b>



**Table 5**  
**2014 Lobbying Expenditures Paid With Association Dues**  
**Listed by Entity**

<b>Name of Entity (County)</b> <b>Association Name</b>	<b>Total Local Government Dues</b>	<b>Proportion of Dues Used for Lobbying</b>	<b>Total Dues Used for Lobbying</b>
<b>Yellow Medicine County</b>			
Association of Minnesota Counties	6,758	14.4%	973
<b>Total for Entity</b>	<b>\$6,758</b>		<b>\$973</b>
<b>Yellow Medicine River Watershed District</b>			
League of Minnesota Cities	1,677	10.1%	169
Minnesota Association of Watershed Districts	2,947	47.5%	1,400
<b>Total for Entity</b>	<b>\$4,624</b>		<b>\$1,569</b>
<b>Yellow Medicine Soil and Water Conservation District</b>			
Minnesota Association of Soil and Water Conservation Districts	1,966	12.0%	236
<b>Total for Entity</b>	<b>\$1,966</b>		<b>\$236</b>
<b>York Township (Fillmore)</b>			
Minnesota Association of Townships	456	8.6%	39
<b>Total for Entity</b>	<b>\$456</b>		<b>\$39</b>
<b>Young America Township (Carver)</b>			
Minnesota Association of Townships	562	8.6%	48
<b>Total for Entity</b>	<b>\$562</b>		<b>\$48</b>
<b>Yucatan Township (Houston)</b>			
Minnesota Association of Townships	442	8.6%	38
<b>Total for Entity</b>	<b>\$442</b>		<b>\$38</b>
<b>Zion Township (Stearns)</b>			
Minnesota Association of Townships	450	8.6%	39
<b>Total for Entity</b>	<b>\$450</b>		<b>\$39</b>
<b>Zumbro Township (Wabasha)</b>			
Minnesota Association of Townships	567	8.6%	49
<b>Total for Entity</b>	<b>\$567</b>		<b>\$49</b>
<b>Zumbrota Township (Goodhue)</b>			
Minnesota Association of Townships	527	8.6%	45
<b>Total for Entity</b>	<b>\$527</b>		<b>\$45</b>
<b>Total for All Entities*</b>	<b>\$11,507,296</b>		<b>\$3,474,122*</b>

\*Due to Rounding, this total is slightly different from the total on Table 6.

**Table 6**  
**2014 Lobbying Expenditures by Associations of Local Governments**

<b>Association</b>	<b>Total Local Government Dues</b>	<b>Percent of Dues Used for Lobbying</b>	<b>Total Government Dues Used for Lobbying*</b>	<b>Other Revenues</b>	<b>Total Lobbying Expenditures</b>
Arrowhead Counties Association	\$20,000	55.0%	\$11,000	\$ -	\$11,000
Association of Metropolitan Municipalities	550,220	37.7%	207,433	-	207,433
Association of Metropolitan School Districts, Inc.	430,423	70.4%	303,018	-	303,018
Association of Minnesota Counties	1,209,403	14.4%	174,154	-	174,154
Coalition of Greater Minnesota Cities	1,204,465	59.8%	720,270	-	720,270
Coalition of Utility Cities	94,999	60.5%	57,474	-	57,474
Consortium for Legislation for Lake Superior Schools	21,000	100.0%	21,000	-	21,000
Greater Minnesota Partnership	26,000	100.0%	26,000	176,821	202,821
Highway 14 Partnership	51,700	100.0%	51,700	6,148	57,848
League of Minnesota Cities	3,217,396	10.1%	324,957	305,282	630,239
Minnesota Association of Small Cities	113,983	78.0%	88,907	-	88,907
Minnesota Association of Soil and Water Conservation Districts	209,643	12.0%	25,157	-	25,157
Minnesota Association of Townships	858,996	8.6%	73,874	-	73,874
Minnesota Association of Watershed Districts	103,981	47.5%	49,391	-	49,391
Minnesota Environmental Science and Economic Review Board	135,286	34.7%	46,944	-	46,944
Minnesota Inter-County Association	444,893	27.5%	122,346	-	122,346
Minnesota Ports Association	30,000	96.3%	28,890	-	28,890
Minnesota Rural Counties Caucus	56,950	50.0%	28,475	-	28,475
Minnesota Rural Education Association	307,568	37.9%	116,568	-	116,568
Minnesota School Boards Association	1,694,220	22.5%	381,200	1,087	382,287
Municipal Legislative Commission	156,621	85.7%	134,224	-	134,224
North Metro I-35W Corridor Coalition	44,944	89.0%	40,000	-	40,000
North Metro Mayors Association	158,811	79.5%	126,255	-	126,255
Range Association of Municipalities and Schools	37,550	30.0%	11,265	-	11,265
Schools for Equity in Education	250,134	91.8%	229,623	-	229,623
Suburban Transit Association	78,110	94.7%	73,970	-	73,970
<b>Total for Associations</b>	<b>\$11,507,296</b>	<b>30.2%</b>	<b>\$3,474,095</b>	<b>\$489,338</b>	<b>\$3,963,433</b>

\*Due to rounding, this total is slightly different from the total on Table 5.

## **Appendix A**

# **2014 Local Government Lobbying Expenditures Reporting Form**

This page left blank intentionally

**Office of the State Auditor**

*Please round to the nearest dollar amount where applicable*

**2014 Local Government Lobbying Expenditures Reporting Form**

Type of Entity: \_\_\_\_\_ Name: \_\_\_\_\_

Name of \_\_\_\_\_

Primary Contact: \_\_\_\_\_

First M.I Last

Phone Number: \_\_\_\_\_ Fax: \_\_\_\_\_

Email: \_\_\_\_\_

Address: \_\_\_\_\_

City: \_\_\_\_\_ Zip Code: \_\_\_\_\_ State: \_\_\_\_\_

Name of person completing the form: \_\_\_\_\_

First M.I Last

Phone Number: \_\_\_\_\_ Fax: \_\_\_\_\_

Email: \_\_\_\_\_

**THIS INFORMATION IS PUBLIC; IT WILL BE AVAILABLE TO ANYONE ON REQUEST.**

**Contract Lobbyist**

*Identify the firm or individual retained for lobbying by your local government, and indicate the total amount paid to that firm or individual for the purpose of attempting to influence legislative or administrative action, including the amount paid for expenses.*

Contract Lobbyist or Firm Name	Contract Amount or Amount Billed (Calendar Year 2014)	Not Used
_____	_____	<input type="checkbox"/>
_____	_____	<input type="checkbox"/>
_____	_____	<input type="checkbox"/>
_____	_____	<input type="checkbox"/>
_____	_____	<input type="checkbox"/>
_____	_____	<input type="checkbox"/>
_____	_____	<input type="checkbox"/>
_____	_____	<input type="checkbox"/>
_____	_____	<input type="checkbox"/>
_____	_____	<input type="checkbox"/>

**Employees**

*Identify all employees of the local government who are not registered as lobbyists and who spend at least 25 percent of their time during the legislative session on legislative matters.*

Local Government Lobbyist Name		(A)	(B)	(C)	(D)	(E)	Not Used
First Name	Last Name	2014 Salary	Employee Benefits	Percent of Time Spent on Lobbying in 2014	Expenses Related to Lobbying in 2014	Total Cost of Employee's Lobbying Efforts in 2014 ((A+B)*C)+D	
_____	_____	_____	_____	_____	_____	\$ -	<input type="checkbox"/>
_____	_____	_____	_____	_____	_____	\$ -	<input type="checkbox"/>
_____	_____	_____	_____	_____	_____	\$ -	<input type="checkbox"/>
_____	_____	_____	_____	_____	_____	\$ -	<input type="checkbox"/>
_____	_____	_____	_____	_____	_____	\$ -	<input type="checkbox"/>
_____	_____	_____	_____	_____	_____	\$ -	<input type="checkbox"/>
_____	_____	_____	_____	_____	_____	\$ -	<input type="checkbox"/>
_____	_____	_____	_____	_____	_____	\$ -	<input type="checkbox"/>
_____	_____	_____	_____	_____	_____	\$ -	<input type="checkbox"/>
_____	_____	_____	_____	_____	_____	\$ -	<input type="checkbox"/>

All other costs related to lobbying services for the year.\*

\* See instruction for clarification

## **Instructions**

### **Lobbying Expenditure Reporting Form for Local Governments**

#### **Type of Entity**

Select type of entity from drop down list.

#### **Name of Entity**

Select name of entity from drop down list.

#### **Primary Contact**

- 1) Include the name, phone number, fax (if applicable), and email address of the senior elected or appointed official for the entity.
- 2) Provide the address for the entity.

#### **Person Completing the Form**

Provide the name of the person completing the form and work contact information including phone number, fax, and email as the information provided is public and available upon request.

#### **Contract Lobbyists**

If you paid for services of a lobbyist as defined in Minnesota Statutes § 10A.01, subdivision 21, identify the firm or individual retained for these services by your local government, and indicate the total amount paid to that firm or individual for the purpose of attempting to influence legislative or administrative action, including the amount paid for expenses.

**“Not Used”** - Contract lobbyist names are pre-populated from last years reporting. If you did not use the lobbyist/firm for this reporting period, please check the box(es).

*NOTE: Expenditures for contract lobbyists do NOT include dues paid to local government associations. These associations report membership and lobbying expenditures directly to the Office of the State Auditor. Examples of these associations include the League of Minnesota Cities and the Minnesota School Boards Association.*

## **Employees**

- 1) Names - Identify all employees of the local government who are registered lobbyists as defined in Minnesota Statutes § 10A.01, subdivision 21. Also include any employees that spend at least 25 percent of their time during the legislative session on legislative matters but who are not registered as lobbyists.
- 2) Salary and benefits (A & B) - For each employee listed, provide the annual salary, cost of benefits (health, dental, employer-paid life insurance and retirement benefits - including employer-paid FICA) and expense reimbursements.
- 3) Time spent (C) - Estimate the percent of the employee's time that was spent lobbying the state legislature and/or state administrative agencies for the calendar year. When estimating the percent of time spent on lobbying, include time related to lobbying. For example, include time spent preparing for the legislative session, addressing legislative-related issues with local officials, legislators, state agency staff, other local government representatives, citizens, and other interested organizations. Include time spent monitoring legislative hearings. Include the time spent working with state agencies on the development and implementation of administrative rules for programs and policies that affect local governments.
- 4) Expenses (D) - Estimate employee expense reimbursements that are related to lobbying. Expenses related to lobbying include reimbursements to the employee for items such as travel, food, and the cost of materials.
- 5) Total Costs of Employee Lobbying Efforts (E) - Add the salary and benefits for the employee (A+B), multiply that amount by the percentage of time spent on lobbying (C), then add the expenses related to lobbying (D). The total amount, in dollars is reported in (E).

## **All Other Expenditures Related to Lobbying**

List expenditures associated with the calendar year lobbying effort exclusive of the salary and benefits of employees who lobby. Examples of items to include are: the actual costs of publication and distribution of lobbying materials; other printing; media (including the cost of production); postage; travel; fees, including allowances; entertainment; telephone; and other expenses. (Minnesota Statutes § 10A.04, subdivision 4.) All expenditures for advertising, mailing, research, analysis, compilation and dissemination of information, and public relations campaigns related to legislative action, administrative action, or the official action of metropolitan governmental units in this State should be included. Costs of production of material that directly support lobbying, and general administrative and overhead expenditures should also be included. (Minnesota Rule 4511.0600, subp. 5).

The prorated amount of salary and benefits of those employees who assist in research, administration, communication, and support for lobbying should also be included.

This page left blank intentionally



## **Appendix B**

### **2014 Lobbying Cost Reporting Form for Associations of Local Governments**

This page left blank intentionally

**Office of the State Auditor**

*Please round to the nearest dollar amount where applicable*

**2014 Lobbying Cost Reporting Form for Associations of Local Governments**

**Name of Association:** \_\_\_\_\_

**Organizational Structure:** \_\_\_\_\_

**Primary Contact:** \_\_\_\_\_

**Title:** \_\_\_\_\_ *First Name Middle Name Last Name* **Phone No.:** \_\_\_\_\_

**Email:** \_\_\_\_\_

**Person Completing Form:** \_\_\_\_\_

**Phone No.:** \_\_\_\_\_ *First Name Middle Name Last Name* **Fax:** \_\_\_\_\_

**Email:** \_\_\_\_\_

**Association Address:** \_\_\_\_\_

**Association City:** \_\_\_\_\_ **Zip Code:** \_\_\_\_\_ **State:** \_\_\_\_\_

**Total percentage of dues spent on lobbying:** \_\_\_\_\_

**Total dues paid by all association members:** \$ \_\_\_\_\_ - **From Next Page**

**Total amount association dues spent on lobbying:** \$ \_\_\_\_\_ - **From Next Page**

**Revenues other than dues used for lobbying:** \$ \_\_\_\_\_ -

**Total amount association spent on lobbying:** \$ \_\_\_\_\_ -

**THIS INFORMATION IS PUBLIC; IT WILL BE AVAILABLE TO ANYONE ON REQUEST.**

**Contract Lobbyists**

*If you paid for services of a lobbyist as defined in Minnesota Statutes § 10A.01, subdivision 21, identify the firm or individual retained for these services by your local government, and indicate the total amount paid to that firm or individual for the purpose of attempting to influence legislative or administrative action.*

<b>Contract Lobbyist or Firm Name</b>	<b>Amount Billed for Lobbying During the 2014 Calendar Year</b>
_____	_____
_____	_____
_____	_____
_____	_____
_____	_____
_____	_____
_____	_____
_____	_____
_____	_____
_____	_____

**EMPLOYEES**

*Please list the total amount of employee compensation that was paid for the purpose of attempting to influence legislative or administrative action.*

**Total amount of employee compensation used for lobbying purposes.\*** \_\_\_\_\_

**Please list all other costs associated with lobbying services not included in other categories.\*** \_\_\_\_\_

\* See instruction sheet for clarification



# Instructions

## Lobbying Expenditure Reporting Form for Local Governments Associations

### **General Information**

- 1) The name of your association should be pre-populated.
- 2) Choose from the dropdown menu the choice that best describes your Association's organizational structure.
- 3) Provide the full name of the chief executive officer of the Association and public/work contact information.
- 4) Provide the name of the person completing the form and their public/work contact information at the Association.
- 5) Provide the address of the Association.

NOTE: Information provided is public and available upon request.

### **Lobbying Expenditures**

*When entering numbers, where applicable, please round the amounts to the nearest dollar.*

- 1) Enter the percentage of members' dues spent on lobbying. The percentage entered will carry forward to page 2 of the form.
- 2) "**Total dues paid by all Association members**" will automatically be calculated. The total will be the sum of the individual membership dues listed on page 2 of the reporting form.
- 3) "**Total amount of Association dues spent on lobbying**" will automatically be calculated. The total will be the percentage of dues used for lobbying purposes times the total of dues paid.
- 4.) Enter "**Revenues other than dues used for lobbying**" which is the amount of revenue provided by sources other than dues that is used for lobbying purposes.
- 5.) Enter the "**Total amount the Association spent on lobbying**" which should equal the sum of the total for Contract Lobbyists, Employees, and All Other expenditures.

### **Contract Lobbyists**

If you paid for a lobbyist as defined in Minnesota Statutes § 10A.01, subdivision 21, identify the firm or individual retained for these services by your local government, and indicate the total amount paid to that firm or individual for the purpose of attempting to influence legislative or administrative action.

The form is pre-populated with the previous year's entries. If you have retained a new lobbyist, you can overwrite the pre-populated box by using the dropdown menu and selecting a different lobbyist, or add a new lobbyist if it does not exist in the dropdown menu. If you have fewer lobbyists this year, simply use the delete key to clear the cells with the names of the lobbyists no longer with the association.

1) **“Amount Billed for Lobbying for the Calendar Year”** should include:

a) The actual “cost of publication and distribution of each publication used in lobbying; other printing; media (including the cost of production); postage; travel; fees, including allowances; entertainment; telephone and telegraph; and other expenses.” (Minnesota Statutes § 10A.04, subdivision 4.)

b) “[A]ll expenditures for advertising, mailing, research, analysis, compilation and dissemination of information, and public relations campaigns related to legislative action, administrative action, or the official action of metropolitan governmental units in this state.” Also, “all salaries and administrative expenses attributable to activities of the principal relating to efforts to influence legislative action, administrative action, or the official action of metropolitan governmental units.” (Minnesota Statutes § 10A.04, subdivision 6)

c) Costs of production of material that directly support lobbying, and general administrative and overhead are included as costs. (Minnesota Rule 4511.0600, subp. 5).

### **Employee Lobbyists**

1) **Total amount of employee compensation used for lobbying:** To calculate the total amount of employee compensation allocated for lobbying purposes, please use the following method:

For each employee involved in lobbying, estimate the percentage of their time allocated to this activity and multiply it times the total annual compensation of the employee (health, dental, employer-paid life insurance and retirement benefits – including employer-paid FICA).

For example if the total compensation of the employee is \$100,000, and 25 percent of their time is spent on lobbying, \$25,000 would be the amount spent on lobbying for that employee. Perform this calculation for all employees involved in the lobbying effort, and then add the amounts together for the total.

2) **All Other Costs Associated with Lobbying:** Include all costs associated with lobbying not accounted for in the other categories, including costs associated with other employees of the association such as the prorated amount of salary and benefits of those employees who assist in research, administration, communication, and support for lobbying. Do not include the salary and benefits of those previously listed as employee or contract lobbyists.

### **Association Member Page**

The form is pre-populated with known members of the association. Additional members can be added at the bottom of the list.

Include the amount, in dollars, of total dues paid by the individual member. If an entity is no longer a member, leave the “dues paid” box blank and that entity will not appear next year.

The proportion of dues used for lobbying purposes is pre-populated based on the amount listed on the first page of the form.

The information for this report is collected in accordance with Minnesota Statutes § 6.76. The form is due by January 31.