

John Stahl, Chair
Renville County Board of Commissioners
Renville County Government Services Center
Suite 315
105 South 5th Street
Olivia, MN 56277-1484

Phone: 320-523-3710
Fax: 320-523-3748

Affirmative Action - Equal Opportunity Employer

RESOLUTION 21-14

DECLARATION OF PARTICIPATION IN THE PERFORMANCE MEASUREMENT PROGRAM AND FILING OF THE 2014 PERFORMANCE MEASUREMENT PROGRAM REPORTING REQUIREMENTS

WHEREAS, on June 14, 2011, the Renville County Board of Commissioners voted to participate in the Performance Measurement Program created by the Council on Local Results and Innovations; and

WHEREAS, Renville County understands that by electing to participate in the standard measures program for 2014, that Renville County is eligible for a reimbursement of \$0.14 per capita in local government aid, not to exceed \$25,000, and is also exempt from levy limits under Minnesota Statutes, Sections 275.70 to 275.74, for taxes payable in 2015, if levy limits are in effect; and

WHEREAS, by July 1, 2014, Renville County understands that annual reporting to the Office of the Minnesota State Auditor will be required by the County to participate in the program.

NOW, THEREFORE, BE IT RESOLVED THAT The Renville County Board of Commissioners agrees to continue to participate in the Performance Measurement Program created by the Council on Local Results and Innovations.

BE IT FURTHER RESOLVED THAT Renville County has adopted and implemented ten performance measures developed by the Council on Local Results and Innovation and agreed to by the Office of the State Auditor.


BE IT FURTHER RESOLVED THAT Renville County has implemented a local performance measurement system as developed by the Council on Local Results and Innovation.

BE IT FURTHER RESOLVED THAT Renville County will report the results of the ten adopted measures to its residents before the end of the calendar year by posting the results on the County's website, publication, or at a public meeting at which the budget and levy will be discussed and public input allowed.

BE IT FURTHER RESOLVES THAT Renville County will survey its residents by the end of the calendar year on the services included in the adopted performance benchmarks that require survey results to establish output measures for a performance benchmark.

BE IT FURTHER RESOLVED, THAT Renville County will submit to the Office of the State Auditor the actual results of the performance measures adopted by the County.

Adopted by the Renville County Board of Commissioners on the 24th day of June, 2014.



RENVILLE COUNTY BOARD OF COMMISSIONERS

John Stahl, Chair


A handwritten signature in black ink that reads "John Stahl".

CERTIFICATION

I, Sara Folsted, Renville County Administrator, do hereby certify that the above is a true and correct copy of Resolution 21-14 adopted by the Renville County Board of Commissioners on the 24th day of June, 2014.

Sara Folsted, Renville County Administrator

A handwritten signature in black ink that reads "Sara Folsted".



July 1, 2014

Officer of State Auditor
525 Park Street, Suite 500
St. Paul, MN 55103

The following are the most recent performance measurement reporting results for Renville County.

1. Performance Measure: Part I and Part II Crime Rates

Performance Goal: Decrease Part I and Part II Crime Rates

Outcome: The Renville County Sheriff's office had 152 Part I Crime events and 371 Part II Crime events in 2013. Please note that the 2013 report includes information for cities under contract for law enforcement services from the Renville County Sheriff. For 2013, this includes the City of Bird Island and the City of Morton.

2. Performance Measure: Hours to Plow a Complete System during a Snow Event

Performance Goal: The time it takes to plow the entire system is dependent upon several environmental variables, such as the amount of wind, ice and snow. Our goal is to ensure the County is using efficient and safe methods for proper snow removal consistent with County Policy.

Outcome: During 2013, on average, Renville County was able to plow all 17 plow routes covering 710 miles of roadway in an 8 hour shift assuming moderate snowfall covers the entire county.

3. Performance Measure: Average County Pavement Condition Rating

Performance Goal: To improve the average county pavement condition rating over 5 years.

Outcome: Renville County Average Pavement Condition Rating is 2.8.

4. Performance Measure: Behavioral Risk Factor Surveillance System Rating

Performance Goal: To attain high quality and longer lives free of preventable disease, disability, injury and premature death in Renville County and to promote quality of life, healthy development and healthy behaviors across all life stages.

Outcome: a) Among sexually active students 56.5% percent always reported using a condom b) 12% of 9th graders ate five or more servings of fruit, fruit juice or vegetables yesterday c) 323 years of potential life lost before age 65 due to unintentional injury of violence.

5. Performance Measure: Workforce Participation Rate

Performance Goal: To increase the workforce participation rate over 5 years.

Outcome: Workforce participation rate for 2013 was 45.5%.

6. Performance Measure: Percentage of Children Where There is a Recurrence of Maltreatment within 12 Months Following Intervention

Performance Goal: Maintain 0% recurrence rate.

Outcome: In 2013, 0% of children had a recurrence of maltreatment within 12 months following intervention.

7. Performance Measure: Level of Assessment Ration

Performance Goal: Maintain an acceptable assessment ration between 90% and 105%.

Outcome: We have not yet received this year's assessment, thus are using 2012. For 2012, Renville County weighted countywide assessment ratio was 86.7%.

8. Performance Measure: Accuracy of Post-Election Audit

Performance Goal: To maintain 100% accuracy of ballots counted for each election.

Outcome: Results attached.

9. Performance Measure: Percentage of Veterans Surveyed Who Said Their Questions Were Answered When Seeking Benefit Information from Their County Veteran's Office

Performance Goal: Maintain 100% positive response.

Outcome: 100% of Veterans surveyed responded that their questions were answered when seeking benefit information from their County Veteran's Office.


10. Performance Measure: Citizen Survey of Renville County Parks

Performance Goal: Provide outdoor recreation opportunities, while protecting the natural resources of Renville County, for the use, enjoyment, and education of present and future generations.

Outcome: 216 surveys were sent out to past park users and 134 surveys were returned

- 85% of respondents state that the overall opinion of maintenance of the parks they visited was excellent or very good.
- 99% of respondents said they felt safe while visiting the parks.
- 89% of respondents replied that their overall opinion of the Renville County Park System was very good or excellent with 100% replying fair or better.

Dated: July 1, 2014



Sara Folsted, Renville County Administrator

Polling Place Precinct: 0015 - BIRCH COOLEY TWP.

Office: U.S. President & Vice President

Candidate Name	Polling Place Votes	Hand-Counted Votes	Unadjusted Difference	Explained Difference	Adjusted Difference	Explanation
MITT ROMNEY AND PAUL RYAN	58	58	0	0	0	
BARACK OBAMA AND JOE BIDEN	51	51	0	0	0	
GARY JOHNSON AND JIM GRAY	1	1	0	0	0	
JAMES HARRIS AND MAURA DELUCA	0	0	0	0	0	
VIRGIL GOODE AND JIM CLYMER	0	0	0	0	0	
DEAN MORSTAD AND JOSH FRANKE-HYLAND	0	0	0	0	0	
JILL STEIN AND CHERI HONKALA	0	0	0	0	0	
JIM CARLSON AND GEORGE MCMAHON	1	1	0	0	0	
PETA LINDSAY AND YARI OSORIO	0	0	0	0	0	
ROSS C. "ROCKY" ANDERSON AND LUIS J. RODRIGUEZ	2	2	0	0	0	
BLANK FOR OFFICE	0	0	0	0	0	
OVER / DEFECTIVE FOR OFFICE	0	0	0	0	0	
WRITE-IN**	0	0	0	0	0	
Totals	113	113	0	0	0	

Final Results **Difference of not more than 2 votes with 400 or fewer votes cast** **ACCEPTABLE**

Polling Place Precinct: 0015 - BIRCH COOLEY TWP.

Office: U.S. Senator

Candidate Name	Polling Place Votes	Hand-Counted Votes	Unadjusted Difference	Explained Difference	Adjusted Difference	Explanation
STEPHEN WILLIAMS	4	4	0	0	0	
KURT BILLS	35	35	0	0	0	
AMY KLOBUCHAR	71	71	0	0	0	
TIM DAVIS	1	1	0	0	0	
MICHAEL CAVLAN	1	1	0	0	0	
BLANK FOR OFFICE	0	0	0	0	0	
OVER / DEFECTIVE FOR OFFICE	0	0	0	0	0	
WRITE-IN**	1	1	0	0	0	
Totals	113	113	0	0	0	

Final Results Difference of not more than 2 votes with 400 or fewer votes cast **ACCEPTABLE**

Polling Place Precinct: 0015 - BIRCH COOLEY TWP.

Office: U.S. Representative District 7

Candidate Name	Polling Place Votes	Hand-Counted Votes	Unadjusted Difference	Explained Difference	Adjusted Difference	Explanation
ADAM STEELE	2	2	0	0	0	
LEE BYBERG	36	36	0	0	0	
COLLIN C. PETERSON	73	73	0	0	0	
BLANK FOR OFFICE	2	2	0	0	0	
OVER / DEFECTIVE FOR OFFICE	0	0	0	0	0	
WRITE-IN**	0	0	0	0	0	
Totals	113	113	0	0	0	

Final Results Difference of not more than 2 votes with 400 or fewer votes cast **ACCEPTABLE**

Polling Place Precinct: 0125 - MORTON
Office: U.S. President & Vice President

Candidate Name	Polling Place Votes	Hand-Counted Votes	Unadjusted Difference	Explained Difference	Adjusted Difference	Explanation
MITT ROMNEY AND PAUL RYAN	83	83	0	0	0	
BARACK OBAMA AND JOE BIDEN	82	82	0	0	0	
GARY JOHNSON AND JIM GRAY	0	0	0	0	0	
JAMES HARRIS AND MAURA DELUCA	0	0	0	0	0	
VIRGIL GOODE AND JIM CLYMER	1	1	0	0	0	
DEAN MORSTAD AND JOSH FRANKE-HYLAND	0	0	0	0	0	
JILL STEIN AND CHERI HONKALA	1	1	0	0	0	
JIM CARLSON AND GEORGE MCMAHON	0	0	0	0	0	
PETA LINDSAY AND YARI OSORIO	0	0	0	0	0	
ROSS C. "ROCKY" ANDERSON AND LUIS J. RODRIGUEZ	0	0	0	0	0	
BLANK FOR OFFICE	1	1	0	0	0	
OVER / DEFECTIVE FOR OFFICE	2	2	0	0	0	
WRITE-IN**	1	1	0	0	0	
Totals	171	171	0	0	0	

Final Results	Difference of not more than 2 votes with 400 or fewer votes cast	ACCEPTABLE

Polling Place Precinct: 0125 - MORTON

Office: U.S. Senator

Renville County

Candidate Name	Polling Place Votes	Hand-Counted Votes	Unadjusted Difference	Explained Difference	Adjusted Difference	Explanation
STEPHEN WILLIAMS	9	9	0	0	0	
KURT BILLS	36	36	0	0	0	
AMY KLOBUCHAR	115	115	0	0	0	
TIM DAVIS	7	7	0	0	0	
MICHAEL CAVLAN	2	2	0	0	0	
BLANK FOR OFFICE	2	2	0	0	0	
OVER / DEFECTIVE FOR OFFICE	0	0	0	0	0	
WRITE-IN**	0	0	0	0	0	

Totals 171 171 0 0 0 0

Final Results Difference of not more than 2 votes with 400 or fewer votes cast **ACCEPTABLE**

Polling Place Precinct: 0125 - MORTON

Office: U.S. Representative District 7

Renville County

Candidate Name	Polling Place Votes	Hand-Counted Votes	Unadjusted Difference	Explained Difference	Adjusted Difference	Explanation
ADAM STEELE	14	14	0	0	0	
LEE BYBERG	43	43	0	0	0	
COLLIN C. PETERSON	109	109	0	0	0	
BLANK FOR OFFICE	5	5	0	0	0	
OVER / DEFECTIVE FOR OFFICE	0	0	0	0	0	
WRITE-IN**	0	0	0	0	0	

Totals 171 171 0 0 0 0

Final Results Difference of not more than 2 votes with 400 or fewer votes cast **ACCEPTABLE**