

City of New Hope

Resolution No. 2012- 107

Resolution declaring adoption and implementation of  
State performance measures

WHEREAS, the State Legislature created the Council on Local Results and Innovation which set a standard set of ten performance measures for cities that will aid residents, taxpayers and state and local elected officials in determining the efficiency of local services; and

WHEREAS, the measures will aid in evaluating residents' satisfaction with local services; and

WHEREAS, the city of New Hope participated in the new standards measure program voluntarily in 2011 and wishes to do so again in 2012; and

WHEREAS, the measures will report on general administration, police services, fire services, streets, water, sanitary sewer and parks and recreation; and

WHEREAS, New Hope would be eligible for a reimbursement and is also exempt from levy limits under section 275.70 to 275.74 for taxes payable 2013, if levy limits are in effect; and

WHEREAS, the city is in the process of implementing a local performance measurement system; and

WHEREAS, New Hope will comply with the reporting requirements through the State Auditor's office.

NOW, THEREFORE, BE IT RESOLVED by the New Hope City Council that the city of New Hope adopts the ten performance measures developed by the Council on Local Results and Innovation, that staff will collect and submit required reports for this program, residents will be surveyed, and survey results will be reported to residents.

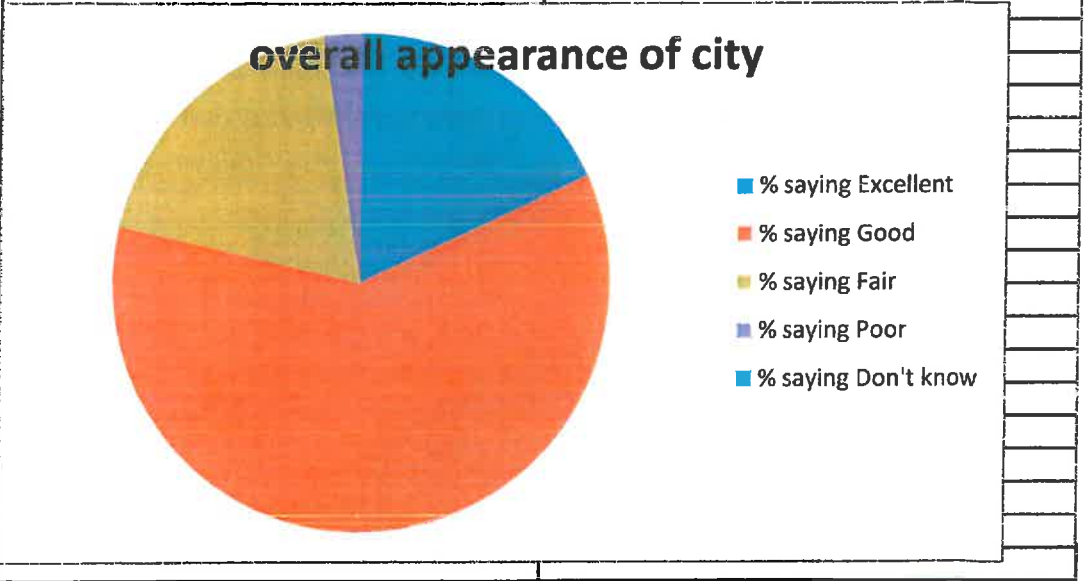
Adopted by the City Council of the city of New Hope, Hennepin County, Minnesota, the 25<sup>th</sup> day of June, 2012.

Attest:

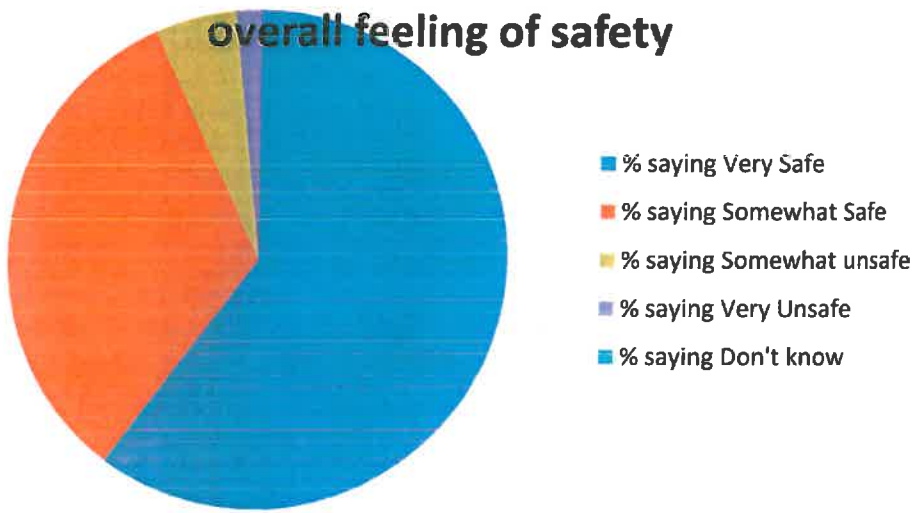
Rebecca Stone  
City Clerk

Kathi Hemker  
Mayor

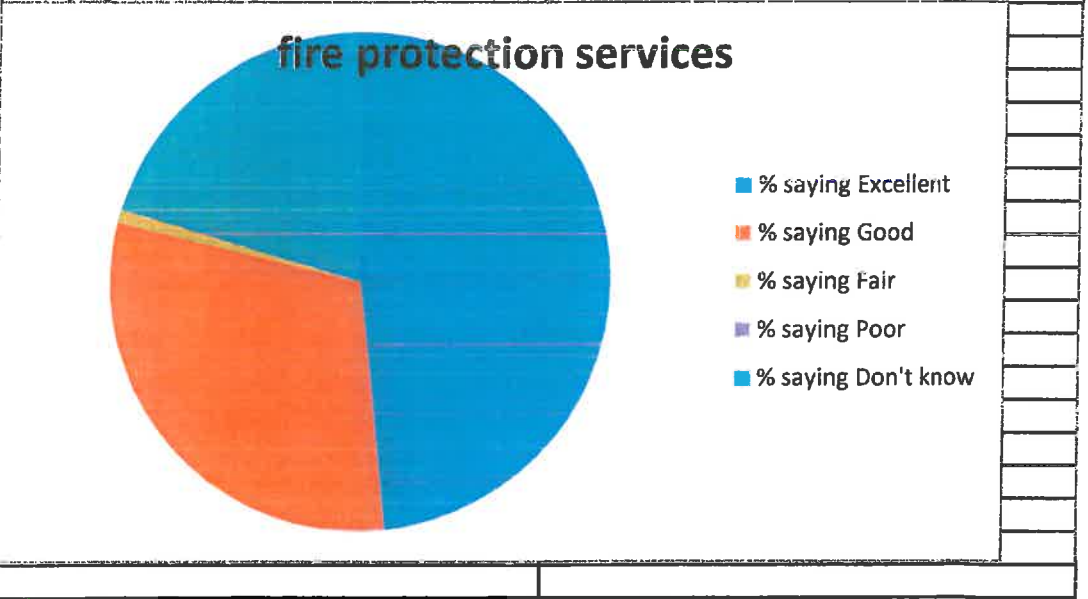
	How would you rate the overall appearance of the city?
# saying Excellent	21
# saying Good	71
# saying Fair	22
# saying Poor	3
# saying Don't know	0
Total Responses	117
% saying Excellent	18%
% saying Good	61%
% saying Fair	19%
% saying Poor	3%
% saying Don't know	0%



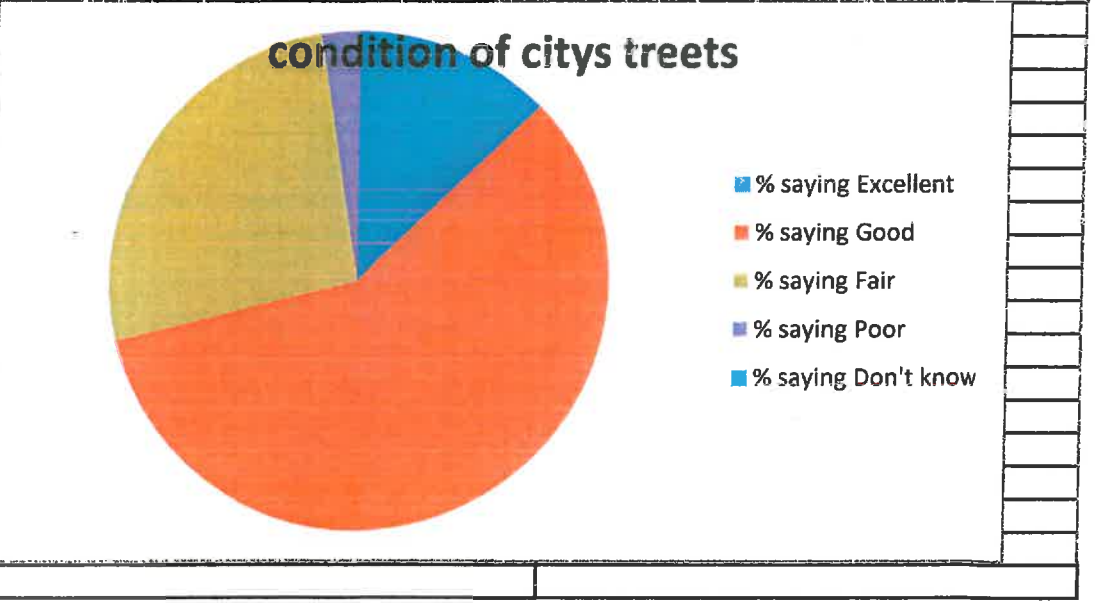
	How would you describe your overall feeling of safety in the city?
# saying Very Safe	71
# saying Somewhat Safe	39
# saying Somewhat unsafe	6
# saying Very Unsafe	2
# saying Don't know	0
Total Responses	118
% saying Very Safe	60%
% saying Somewhat Safe	33%
% saying Somewhat unsafe	5%
% saying Very Unsafe	2%
% saying Don't know	0%



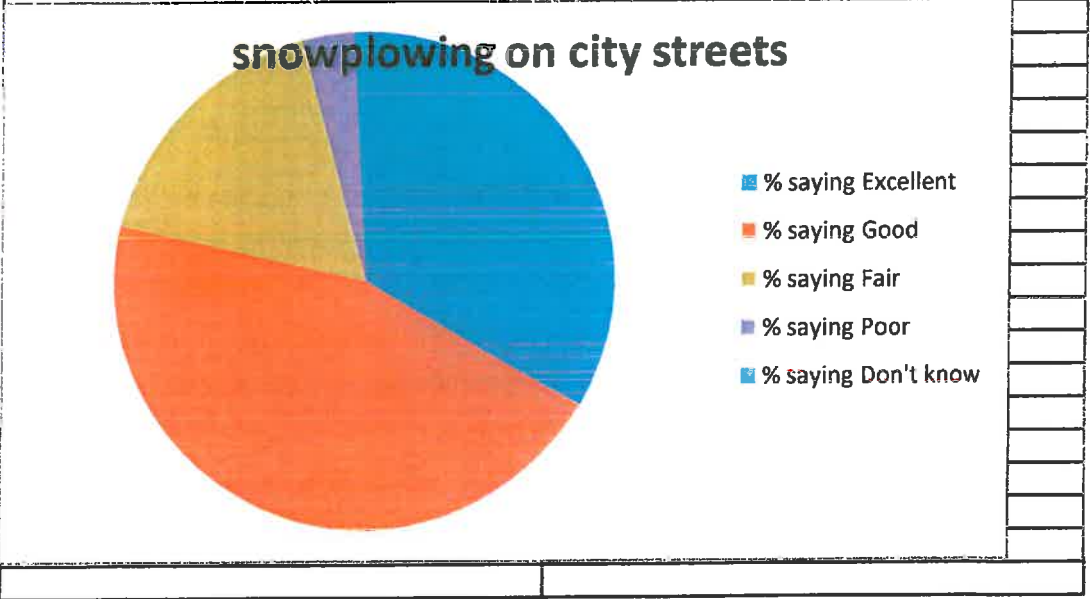
	How would you rate the overall quality of fire protection services in the city?
# saying Excellent	57
# saying Good	36
# saying Fair	1
# saying Poor	0
# saying Don't know	24
Total Responses	118
% saying Excellent	48%
% saying Good	31%
% saying Fair	1%
% saying Poor	0%
% saying Don't know	20%



How would you rate the overall condition of city streets?	
	15
	69
	31
	3
	0
	118
	13%
	58%
	26%
	3%
	0%

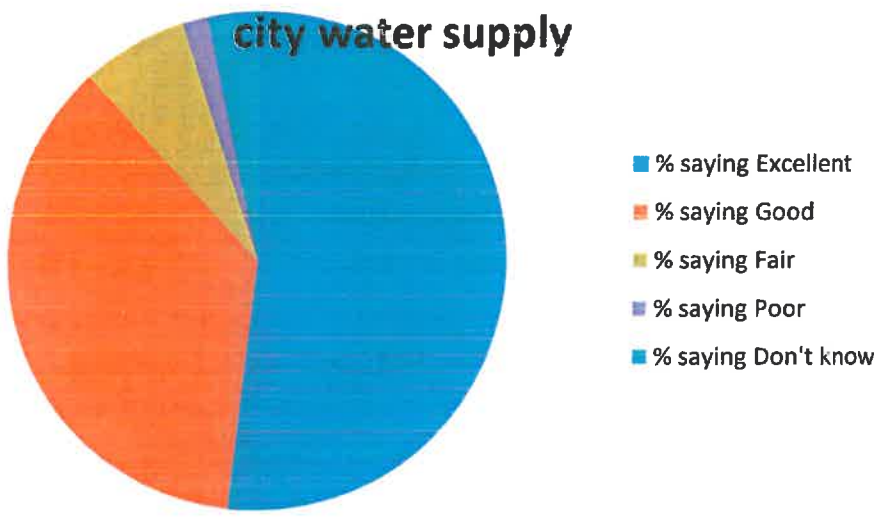


How would you rate the overall quality of snowplowing on city streets?	
	39
	53
	20
	4
	1
	117
	33%
	45%
	17%
	3%
	1%





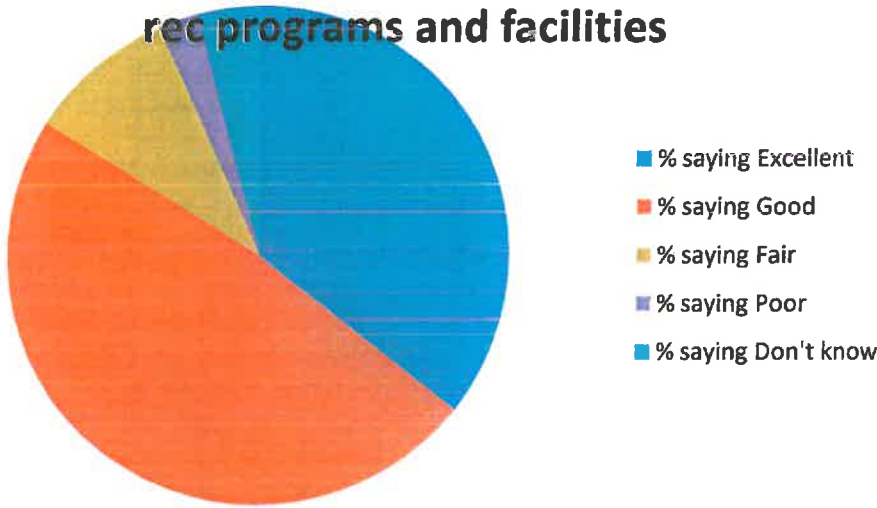
<b>How would you rate the dependability and overall quality of the city water supply?</b>	
61	
43	
8	
2	
4	
118	
52%	
36%	
7%	
2%	
3%	

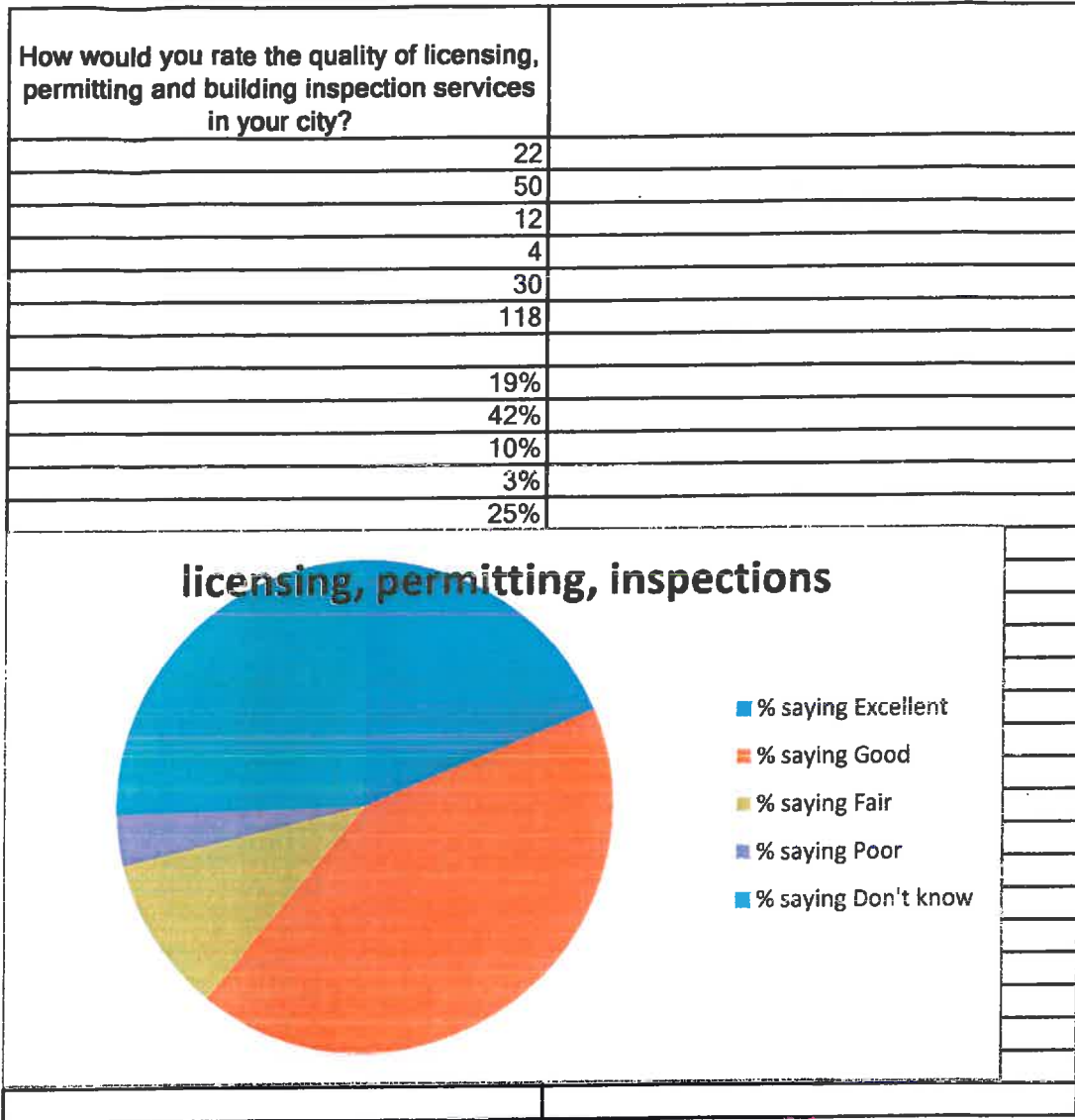




How would you rate the overall quality of city recreational programs and facilities (e.g. parks, trails, park facilities, etc.)?	
	42
	57
	11
	3
	5
	118
	36%
	48%
	9%
	3%
	4%

**rec programs and facilities**

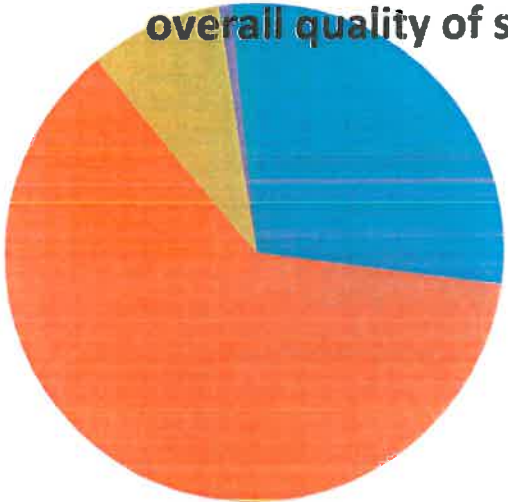




How would you rate the quality of code enforcement services in your city (e.g. zoning, property maintenance)?	
	15
	52
	14
	5
	31
	117
	13%
	44%
	12%
	4%
	26%
<h3>code enforcement services</h3> <p>The pie chart displays the following data:</p> <ul style="list-style-type: none"> <li>% saying Excellent: 26%</li> <li>% saying Good: 44%</li> <li>% saying Fair: 12%</li> <li>% saying Poor: 4%</li> <li>% saying Don't know: 13%</li> </ul>	

How would you rate the overall quality of services provided by the city?	
	32
	73
	10
	1
	2
	118
	27%
	62%
	8%
	1%
	2%

overall quality of services	
	■ % saying Excellent
	■ % saying Good
	■ % saying Fair
	■ % saying Poor
	■ % saying Don't know