



# County of McLeod

830 11th Street East  
Glencoe, Minnesota 55336  
FAX (320) 864-3410

**COMMISSIONER RON SHIMANSKI**  
1st District  
Phone (320) 327-0112  
23808 Jet Avenue  
Silver Lake, MN 55381  
[Ron.Shimanski@co.mcleod.mn.us](mailto:Ron.Shimanski@co.mcleod.mn.us)

**COMMISSIONER KERMIT TERLINDEN**  
2nd District  
Phone (320) 864-3738  
1112 14th Street East  
Glencoe, MN 55336  
[Kermit.Terlinden@co.mcleod.mn.us](mailto:Kermit.Terlinden@co.mcleod.mn.us)

**COMMISSIONER PAUL WRIGHT**  
3rd District  
Phone (320) 587-7332  
15215 County Road 7  
Hutchinson, MN 55350  
[Paul.Wright@co.mcleod.mn.us](mailto:Paul.Wright@co.mcleod.mn.us)

**COMMISSIONER SHELDON NIES**  
4th District  
Phone (320) 587-5117  
1118 Jefferson Street South  
Hutchinson, MN 55350  
[Sheldon.Nies@co.mcleod.mn.us](mailto:Sheldon.Nies@co.mcleod.mn.us)

**COMMISSIONER JON CHRISTENSEN**  
5th District  
Phone (320) 587-5663  
1245 Highway 7 East  
Hutchinson, MN 55350  
[Jon.Christensen@co.mcleod.mn.us](mailto:Jon.Christensen@co.mcleod.mn.us)

**COUNTY ADMINISTRATOR  
PATRICK MELVIN**  
Phone (320) 864-1363  
830 11th Street East, Suite 110  
Glencoe, MN 55336  
[Pat.Melvin@co.mcleod.mn.us](mailto:Pat.Melvin@co.mcleod.mn.us)

## RESOLUTION 13-CB-24

### DECLARING THAT McLEOD COUNTY HEREBY ADOPTS THE PERFORMANCE MEASURES DEVELOPED BY THE COUNCIL ON LOCAL RESULTS AND INNOVATION

**WHEREAS**, McLeod County has adopted and implemented the minimum 10 performance measures developed by the Council on Local Results and Innovation.

**WHEREAS**, McLeod County has implemented a local performance measurement system as developed by the Council on Local Results and Innovation.

**WHEREAS**, McLeod County has reported the results of the 10 adopted measures to its residents before the end of the calendar year through publication, direct mailing, posting on the entity's website, or through a public hearing at which the budget and levy will be discussed and public input allowed.

**NOW, THEREFORE BE IT RESOLVED**, that McLeod County hereby declares adoption of the Performance Measures for Counties developed by the Council on Local Results and Innovation.

Adopted this 18th day of June, 2013.

Kermit Terlinden

<sup>Vice</sup>  
Paul Wright, Chairperson

Pat Melvin, County Administrator



# 2012 McLeod County Performance Measures

McLeod County Sheriff's Department

**2012 Part I & II Crimes**

<u>Part I Crimes</u>	J	F	M	A	M	J	J	A	S	O	N	D	<u>Total</u>
Homicide													0
Rape - Crim Sex	1		1	1		1	1			2		1	8
Robbery + Assault													0
Agg Assault	2		2		2	2	1	1	3		2		6
Burglary	3	3	2	1	8	7	4	7	4	5	2	4	50
Larceny - Theft	4	3	2	7	5	5	9	8	3	8	8	2	64
MV Theft		1	2		1	3	2	2		2			13
Arson													0
	10	7	9	9	16	18	17	1	1	1	1	7	141

<u>Part II Crimes</u>	J	F	M	A	M	J	J	A	S	O	N	D	<u>Total</u>
Simple Assault	3	1	1		3	2	3	6	2	5	1	1	28
Forgery/Counterfeit		2	1										3
Fraud	1	2		1	2	2	2	2				1	13
Embezzlement													0
Stolen Property/Possess										1		1	2
Vandalism	4	1	4	5	4	3	5	5	7	6	4	7	55
Weapons			1	1	3					2			7
Prostitution													0
Other Sex Offenses	4		2	1		1	3					2	13
Narcotics - Drugs	4	1	7	1	8	1	5		2		6	1	63
Gambling													0
Family/Child Crimes		1		1			1						3
DUI	4	2	3	3	3	8	3	3	2	6	2	2	41
Liquor Laws	6	1	9	1	1	48	3		2		4		75
Public Drunkenness													0
Disorderly Conduct		1			3	5	1	2			1	1	14
Vagrancy													0
All Other Offenses	77	6	5	5	87	61	81	7	4	5	6	5	771
	10	8	8	8	11	13	10	8	5	7	8	7	1088
	3	8	3	2	4	1	7	8	7	3	4	8	

McLeod County Highway Department

- A) Average time to plow the County's complete system in a snow event is six hours
- B) Pavement Quality Index testing was done in 2011 with an average rating of 3.1 and is redone every four years. The Highway Department made some improvement to several segments of road during 2012 which will maintain the good rating.

Post Election Review Results

State General Election  
 Tuesday, November 6, 2012

County - Mcleod

Printed: 11/19/2012 3:46 PM  
 Printed By: mcleod

Polling Place Precinct: 0040 - GLENCOE CITY P-3						Mcleod County
Office: U.S. President & Vice President						
Candidate Name	Polling Place Votes	Hand-Counted Votes	Unadjusted Difference	Explained Difference	Adjusted Difference	Explanation
MITT ROMNEY AND PAUL RYAN	351	351	0	0	0	
BARACK OBAMA AND JOE BIDEN	296	296	0	0	0	
GARY JOHNSON AND JIM GRAY	6	6	0	0	0	
JAMES HARRIS AND MAURA DELUCA	0	0	0	0	0	
VIRGIL GOODE AND JIM CLYMER	1	1	0	0	0	
DEAN MORSTAD AND JOSH FRANKE-HYLAND	1	1	0	0	0	
JILL STEIN AND CHERI HONKALA	3	3	0	0	0	
JIM CARLSON AND GEORGE MCMAHON	0	0	0	0	0	
PETA LINDSAY AND YARI OSORIO	0	0	0	0	0	
ROSS C. "ROCKY" ANDERSON AND LUIS J. RODRIGUEZ	1	1	0	0	0	
BLANK FOR OFFICE	0	0	0	0	0	
OVER / DEFECTIVE FOR OFFICE	1	1	0	0	0	
WRITE-IN**	4	4	0	0	0	
<b>Totals</b>	<b>664</b>	<b>664</b>	<b>0</b>	<b>0</b>	<b>0</b>	
<b>Final Results</b>					<b>0%</b>	<b>ACCEPTABLE</b>

Polling Place Precinct: 0040 - GLENCOE CITY P-3

Mcleod County

Office: U.S. Senator

Candidate Name	Polling Place Votes	Hand-Counted Votes	Unadjusted Difference	Explained Difference	Adjusted Difference	Explanation
STEPHEN WILLIAMS	15	15	0	0	0	
KURT BILLS	209	209	0	0	0	
AMY KLOBUCHAR	420	420	0	0	0	
TIM DAVIS	1	1	0	0	0	
MICHAEL CAVLAN	3	3	0	0	0	
BLANK FOR OFFICE	14	14	0	0	0	
OVER / DEFECTIVE FOR OFFICE	1	1	0	0	0	
WRITE-IN**	1	1	0	0	0	
<b>Totals</b>	<b>664</b>	<b>664</b>	<b>0</b>	<b>0</b>	<b>0</b>	

Final Results 0% ACCEPTABLE

Polling Place Precinct: 0040 - GLENCOE CITY P-3

Mcleod County

Office: U.S. Representative District 7

Candidate Name	Polling Place Votes	Hand-Counted Votes	Unadjusted Difference	Explained Difference	Adjusted Difference	Explanation
ADAM STEELE	41	41	0	0	0	
LEE BYBERG	243	243	0	0	0	
COLLIN C. PETERSON	358	358	0	0	0	
BLANK FOR OFFICE	18	18	0	0	0	
OVER / DEFECTIVE FOR OFFICE	0	0	0	0	0	
WRITE-IN**	4	4	0	0	0	
<b>Totals</b>	<b>664</b>	<b>664</b>	<b>0</b>	<b>0</b>	<b>0</b>	

Final Results 0% ACCEPTABLE

## Office: U.S. President &amp; Vice President

Candidate Name	Polling Place Votes	Hand-Counted Votes	Unadjusted Difference	Explained Difference	Adjusted Difference	Explanation
MITT ROMNEY AND PAUL RYAN	182	182	0	0	0	
BARACK OBAMA AND JOE BIDEN	186	186	0	0	0	
GARY JOHNSON AND JIM GRAY	7	7	0	0	0	
JAMES HARRIS AND MAURA DELUCA	0	0	0	0	0	
VIRGIL GOODE AND JIM CLYMER	0	0	0	0	0	
DEAN MORSTAD AND JOSH FRANKE-HYLAND	0	0	0	0	0	
JILL STEIN AND CHERI HONKALA	2	2	0	0	0	
JIM CARLSON AND GEORGE MCMAHON	0	0	0	0	0	
PETA LINDSAY AND YARI OSORIO	0	0	0	0	0	
ROSS C. "ROCKY" ANDERSON AND LUIS J. RODRIGUEZ	0	0	0	0	0	
BLANK FOR OFFICE	3	3	0	0	0	
OVER / DEFECTIVE FOR OFFICE	0	0	0	0	0	
WRITE-IN**	6	6	0	0	0	
<b>Totals</b>	<b>386</b>	<b>386</b>	<b>0</b>	<b>0</b>	<b>0</b>	

Final Results

Difference of not more than 2 votes with 400 or fewer votes cast

ACCEPTABLE

Polling Place Precinct: 0130 - SILVER LAKE CITY

Mcleod County

Office: U.S. Senator

Candidate Name	Polling Place Votes	Hand-Counted Votes	Unadjusted Difference	Explained Difference	Adjusted Difference	Explanation
STEPHEN WILLIAMS	16	16	0	0	0	
KURT BILLS	90	90	0	0	0	
AMY KLOBUCHAR	247	247	0	0	0	
TIM DAVIS	5	5	0	0	0	
MICHAEL CAVLAN	3	3	0	0	0	
BLANK FOR OFFICE	24	24	0	0	0	
OVER / DEFECTIVE FOR OFFICE	0	0	0	0	0	
WRITE-IN**	1	1	0	0	0	
<b>Totals</b>	<b>386</b>	<b>386</b>	<b>0</b>	<b>0</b>	<b>0</b>	

Final Results Difference of not more than 2 votes with 400 or fewer votes cast ACCEPTABLE

Polling Place Precinct: 0130 - SILVER LAKE CITY

Mcleod County

Office: U.S. Representative District 7

Candidate Name	Polling Place Votes	Hand-Counted Votes	Unadjusted Difference	Explained Difference	Adjusted Difference	Explanation
ADAM STEELE	44	44	0	0	0	
LEE BYBERG	115	115	0	0	0	
COLLIN C. PETERSON	204	204	0	0	0	
BLANK FOR OFFICE	20	20	0	0	0	
OVER / DEFECTIVE FOR OFFICE	2	2	0	0	0	
WRITE-IN**	1	1	0	0	0	
<b>Totals</b>	<b>386</b>	<b>386</b>	<b>0</b>	<b>0</b>	<b>0</b>	

Final Results Difference of not more than 2 votes with 400 or fewer votes cast ACCEPTABLE



**Post Election Review Worksheet**

State General Election  
 Tuesday, November 6, 2012

Printed: 11/13/2012 10:57 AM  
 Printed By: mcleod

County - McLeod

**Polling Place Precinct: 0040 - GLENCOE CITY P-3**  
**Office: U.S. President & Vice President**

Candidate Name	Polling Place Votes	Hand Count	Explained Difference	Explanation
MITT ROMNEY AND PAUL RYAN	351	<u>351</u>	_____	_____
BARACK OBAMA AND JOE BIDEN	296	<u>296</u>	_____	_____
GARY JOHNSON AND JIM GRAY	6	<u>6</u>	_____	_____
JAMES HARRIS AND MAURA DELUCA	0	<u>0</u>	_____	_____
VIRGIL GOODE AND JIM CLYMER	1	<u>1</u>	_____	_____
DEAN MORSTAD AND JOSH FRANKE-HYLAND	1	<u>1</u>	_____	_____
JILL STEIN AND CHERI HONKALA	3	<u>3</u>	_____	_____
JIM CARLSON AND GEORGE MCMAHON	0	<u>0</u>	_____	_____
PETA LINDSAY AND YARI OSORIO	0	<u>0</u>	_____	_____
ROSS C. "ROCKY" ANDERSON AND LUIS J. RODRIGUEZ	1	<u>1</u>	_____	_____
BLANK FOR OFFICE	<u>0</u>	<u>0</u>	_____	_____
OVER / DEFECTIVE FOR OFFICE	<u>1</u>	<u>1</u>	_____	_____
WRITE-IN**	4	<u>4</u>	_____	_____
<b>Totals</b>	<u>663</u>	<u>663</u>	_____	_____

664      664

**Polling Place Precinct: 0040 - GLENCOE CITY P-3**  
**Office: U.S. Senator**

Candidate Name	Polling Place Votes	Hand Count	Explained Difference	Explanation
STEPHEN WILLIAMS	15	<u>15</u>	_____	_____
KURT BILLS	209	<u>209</u>	_____	_____
AMY KLOBUCHAR	420	<u>420</u>	_____	_____
TIM DAVIS	1	<u>1</u>	_____	_____
MICHAEL CAVLAN	3	<u>3</u>	_____	_____
BLANK FOR OFFICE	<u>14</u>	<u>14</u>	_____	_____
OVER / DEFECTIVE FOR OFFICE	<u>1</u>	<u>1</u>	_____	_____
WRITE-IN**	1	<u>1</u>	_____	_____
<b>Totals</b>	<u>649</u>	<u>649</u>	_____	_____

664      664

Polling Place Precinct: 0040 - GLENCOE CITY P-3

Office: U.S. Representative District 7

Candidate Name	Polling Place Votes	Hand Count	Explained Difference	Explanation
ADAM STEELE	41	<u>41</u>	_____	_____
LEE BYBERG	243	<u>243</u>	_____	_____
COLLIN C. PETERSON	358	<u>358</u>	_____	_____
BLANK FOR OFFICE	<u>18</u>	<u>18</u>	_____	_____
OVER / DEFECTIVE FOR OFFICE	<u>0</u>	<u>0</u>	_____	_____
WRITE-IN**	4	<u>4</u>	_____	_____
<b>Totals</b>	<u>644</u>	<u>644</u>	_____	_____

664 664

**Polling Place Precinct: 0130 - SILVER LAKE CITY**

**Office: U.S. President & Vice President**

Candidate Name	Polling Place Votes	Hand Count	Explained Difference	Explanation
MITT ROMNEY AND PAUL RYAN	182	<u>182</u>	_____	_____
BARACK OBAMA AND JOE BIDEN	186	<u>186</u>	_____	_____
GARY JOHNSON AND JIM GRAY	7	<u>7</u>	_____	_____
JAMES HARRIS AND MAURA DELUCA	0	<u>0</u>	_____	_____
VIRGIL GOODE AND JIM CLYMER	0	<u>0</u>	_____	_____
DEAN MORSTAD AND JOSH FRANKE-HYLAND	0	<u>0</u>	_____	_____
JILL STEIN AND CHERI HONKALA	2	<u>2</u>	_____	_____
JIM CARLSON AND GEORGE MCMAHON	0	<u>0</u>	_____	_____
PETA LINDSAY AND YARI OSORIO	0	<u>0</u>	_____	_____
ROSS C. "ROCKY" ANDERSON AND LUIS J. RODRIGUEZ	0	<u>0</u>	_____	_____
BLANK FOR OFFICE	<u>3</u>	<u>3</u>	_____	_____
OVER / DEFECTIVE FOR OFFICE	<u>0</u>	<u>0</u>	_____	_____
WRITE-IN**	6	<u>6</u>	_____	_____
<b>Totals</b>	<del>383</del>	<del>383</del>	_____	_____

386 386

**Polling Place Precinct: 0130 - SILVER LAKE CITY**

**Office: U.S. Senator**

Candidate Name	Polling Place Votes	Hand Count	Explained Difference	Explanation
STEPHEN WILLIAMS	16	<u>16</u>	_____	_____
KURT BILLS	90	<u>90</u>	_____	_____
AMY KLOBUCHAR	247	<u>247</u>	_____	_____
TIM DAVIS	5	<u>5</u>	_____	_____
MICHAEL CAVLAN	3	<u>3</u>	_____	_____
BLANK FOR OFFICE	<u>24</u>	<u>24</u>	_____	_____
OVER / DEFECTIVE FOR OFFICE	<u>0</u>	<u>0</u>	_____	_____
WRITE-IN**	1	<u>1</u>	_____	_____
<b>Totals</b>	<del>362</del>	<del>362</del>	_____	_____

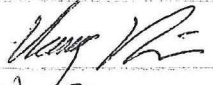



386 386

**Polling Place Precinct: 0130 - SILVER LAKE CITY**

**Office: U.S. Representative District 7**

Candidate Name	Polling Place Votes	Hand Count	Explained Difference	Explanation
ADAM STEELE	44	<u>44</u>	_____	_____
LEE BYBERG	115	<u>115</u>	_____	_____
COLLIN C. PETERSON	204	<u>204</u>	_____	_____
BLANK FOR OFFICE	<u>20</u>	<u>20</u>	_____	_____
OVER / DEFECTIVE FOR OFFICE	<u>2</u>	<u>2</u>	_____	_____
WRITE-IN**	1	<u>1</u>	_____	_____
<b>Totals</b>	<u>364</u>	<u>364</u>	_____	_____
	386	386		

We certify that the numbers entered on this Post Election Review summary statement correctly show the recounted number of votes for each candidate in this Post Election Review.

		Date: 11/13/12
		

Signatures of Post Election Review official(s)

## McLeod County Public Health

- A) County health rankings showed that only 8% of people in McLeod County ranked their health as fair or poor so 92% of them rated it as good, very good or excellent. These percentages are unchanged from the previous year.
  
- B) In 2000 average life expectancy at age 65 was 19 years for women (84) and 16 years for men (81). Average life expectancy at age 85 was 7 years for women (92) and 6 years for men (91).

McLeod County Social Services

- A) Workforce participation rate for MFIP was about 52.18%.
- B) Workforce participation rate for DWP was about 74%.
- C) 3% Recurrence in CY2012 (97% No Recurrence!).

McLeod County Assessor

The ratio for 2013 assessments is below:

A) Residential	103.48
B) Commercial/Industrial	93.44
C) Agriculture	93.91

McLeod County Veteran Services

A) VA Benefits Paid to/for McLeod County Veterans

Compensation/Pension Benefits Paid	\$6.033 million
Medical Care Services Provided	\$5.786 million
Education/Vocational Rehab Benefits	\$590,000
<u>Insurance Benefits Paid</u>	<u>\$282,000</u>
Total for FY2012	\$12.692 million

B) Veterans Transportation Program

Veterans Transported:	379 veterans
Miles Drive	27,067 miles

C) Administrative Actions

Veterans Files Maintained	9,560
Veterans Files Accessed/Edited	4,517
Requests for Military VA Records Submitted	72
New Claims Filed	462
Death Benefit Claims Filed	152
New Health Enrollments Completed	135
Total Health Enrollments Maintained	1,075



McLeod County Parks

		Enjoy your visit?	What did you like?	What needs improvement?
<u>June 4<sup>th</sup></u>	Lk M	Y	Quiet park	beach bad
	Lk M	Y	Trails	tar road
	Piep	Y	Quiet	upgrade electrical
<u>June 18<sup>th</sup></u>	Piep	Y	Very clean	tar roads
	Piep	Y	Quiet	upgrade electrical
	Lk M	Y	O.K.	more things to do
<u>July 9</u>	LK M	Y	Quiet	to close to Hwy
	Piep	Y	Great park	better fishing
	LK M	Y	Nothing	tar road and trails

McLeod County Library System

2012 McLeod County Public Library Patron Visits:

A)	Brownton Library	5,408
B)	Glencoe Library	46,748
C)	Hutchinson Library	81,562
D)	Winsted Library	<u>13,416</u>
	Total of Public Libraries Visits	147,134