

RESOLUTION NO. 2018 - 43

A RESOLUTION AFFIRMING THE CITY'S PARTICIPATION IN THE OFFICE OF THE STATE AUDITOR'S VOLUNTARY 2018 PERFORMANCE MEASUREMENT PROGRAM

WHEREAS, the City of Rogers is a municipal corporation organized and existing under the laws of the State of Minnesota; and

WHEREAS, the 2010 State Legislature enacted legislation calling for the Council on Results and Innovation to establish a standard set of performance measures for cities; and

WHEREAS, such performance measures are intended to aid residents, taxpayers, and state and local elected officials in determining the efficacy of cities in providing services; and

WHEREAS, the Rogers City Council has established the performance measurements listed below and is soliciting, through the Office of the State Auditor, voluntary participation in the 2011 effort; and

WHEREAS, in addition to the results generated from participation, benefits to participating cities include remuneration of \$0.14 per capita; and

NOW, THEREFORE, BE IT RESOLVED by the City Council of the City of Rogers, that the City does hereby affirm its intention to participate in the Office of the State Auditor's Voluntary 2018 Performance Measurement Program by continuing with the following performance measures first adopted in 2011:

General Services

1. Rating of the overall quality of services provided by the City
2. Percentage change in the City's taxable market value
3. Citizen rating of the overall appearance of the City

Police Services

4. Citizen rating of safety in the community

Fire Services

5. Citizen rating of fire protection services

Streets

6. Citizen rating of road condition on City streets
7. Citizen rating of quality of snowplowing on City streets

Water

8. Citizen rating of the dependability and quality of City water supply

Sanitary Sewer

9. Citizen rating of the dependability and quality of City sanitary sewer service

Parks and Recreation

10. Citizen rating of the quality of City recreational programs and facilities

BE IT FURTHER RESOLVED that the City of Rogers will conduct the performance measurement program by soliciting citizen ratings via survey and will report the results of said survey to residents via the City's official website by December 31, 2018.

Moved by Councilmember Eiden , seconded by Councilmember Klick

The following voted in favor of said resolution: Eiden, Gorecki, Ihli, Jakel, Klick

The following voted against said resolution: None

The following abstained: None

Whereupon said resolution was declared duly passed and adopted, and was signed by the Mayor, and attested by the Clerk dated this 12th day of June, 2018.

A handwritten signature in black ink, appearing to read "Rick Ihli", written over a horizontal line.

Rick Ihli, Mayor

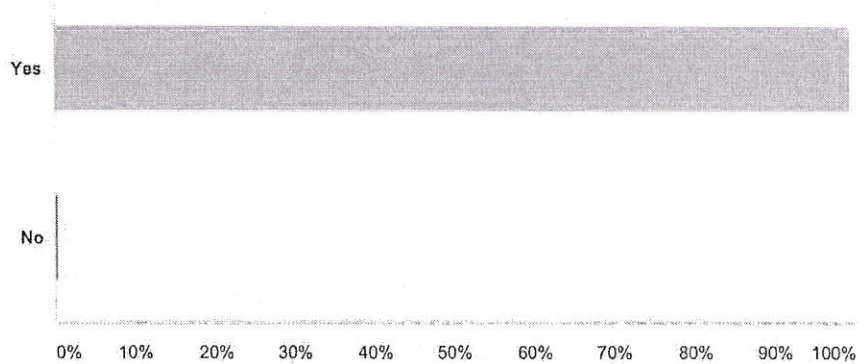
ATTEST:

Stacy Scharber
Stacy Scharber, City Clerk

Resident Survey

Q1 Are you a resident of the City of Rogers?

Answered: 245 Skipped: 0



Answer Choices	Responses	
Yes	99.59%	244
No	0.41%	1
Total		245

Q2 Indicate the number of years you have lived in this city:

Answered: 245 Skipped: 0

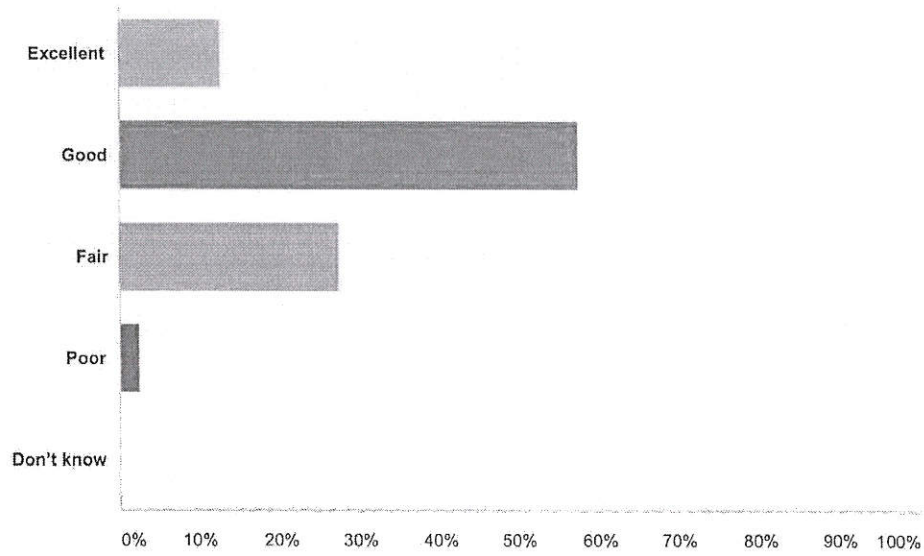
Q3 Please enter your email address [this will be used to help ensure that people don't respond more than once].

Answered: 245 Skipped: 0

Q4 How would you rate the overall appearance of the city?

Answered: 245 Skipped: 0

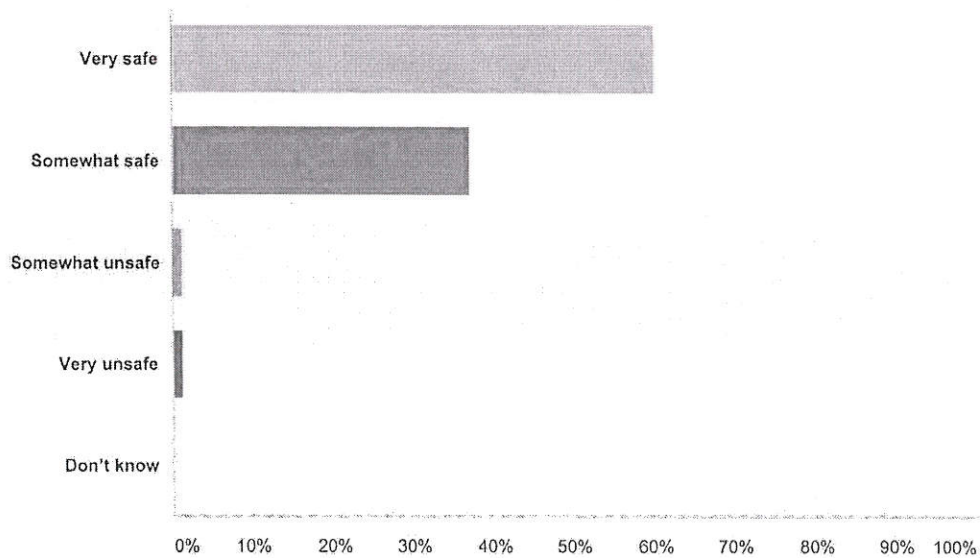
Resident Survey



Answer Choices	Responses
Excellent	12.65% 31
Good	57.55% 141
Fair	27.35% 67
Poor	2.45% 6
Don't know	0.00% 0
Total	245

Q5 How would you describe your overall feeling of safety in the city?

Answered: 245 Skipped: 0

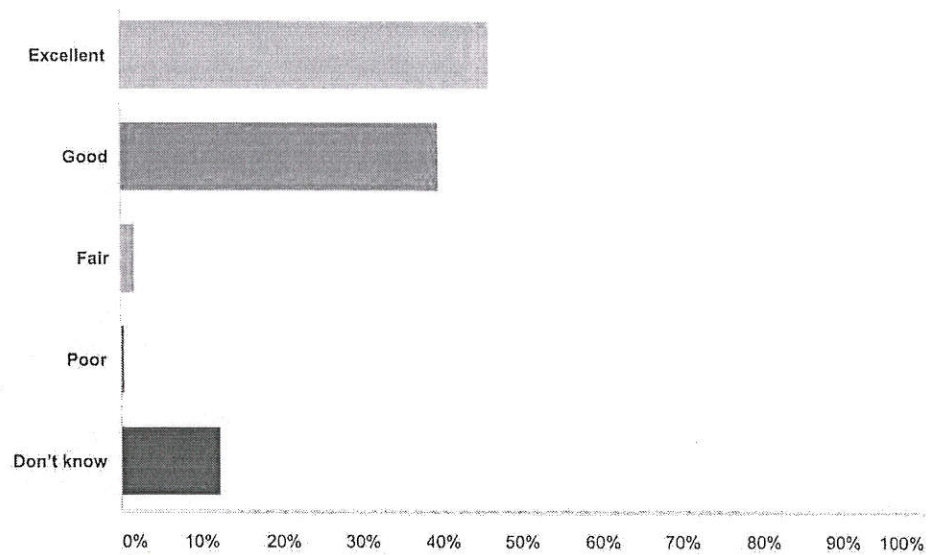


Resident Survey

Answer Choices	Responses	
Very safe	60.41%	148
Somewhat safe	37.14%	91
Somewhat unsafe	1.22%	3
Very unsafe	1.22%	3
Don't know	0.00%	0
Total		245

Q6 How would you rate the overall quality of fire protection services in the city?

Answered: 245 Skipped: 0

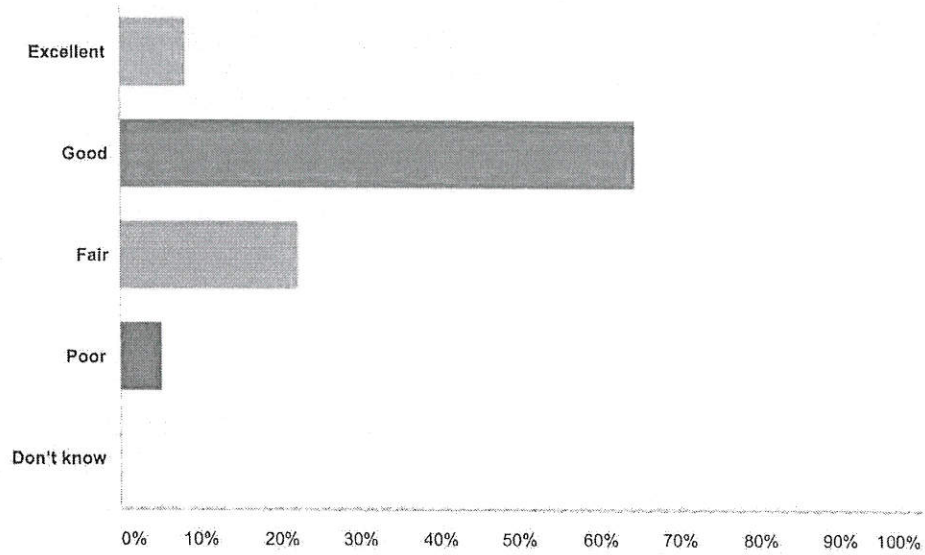


Answer Choices	Responses	
Excellent	46.12%	113
Good	39.59%	97
Fair	1.63%	4
Poor	0.41%	1
Don't know	12.24%	30
Total		245

Q7 How would you rate the overall condition of city streets?

Answered: 245 Skipped: 0

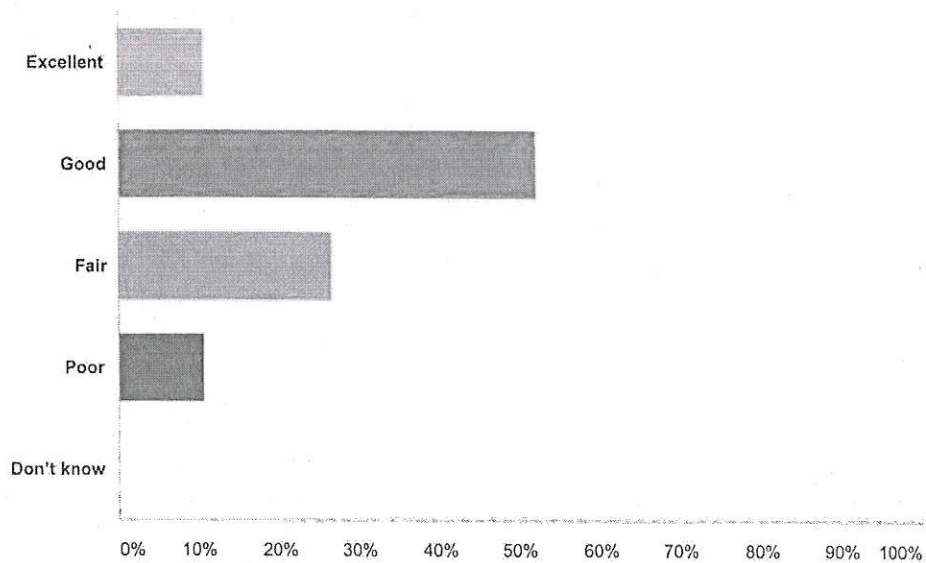
Resident Survey



Answer Choices	Responses
Excellent	8.16% 20
Good	64.49% 158
Fair	22.04% 54
Poor	5.31% 13
Don't know	0.00% 0
Total	245

Q8 How would you rate the overall quality of snowplowing on city streets?

Answered: 245 Skipped: 0

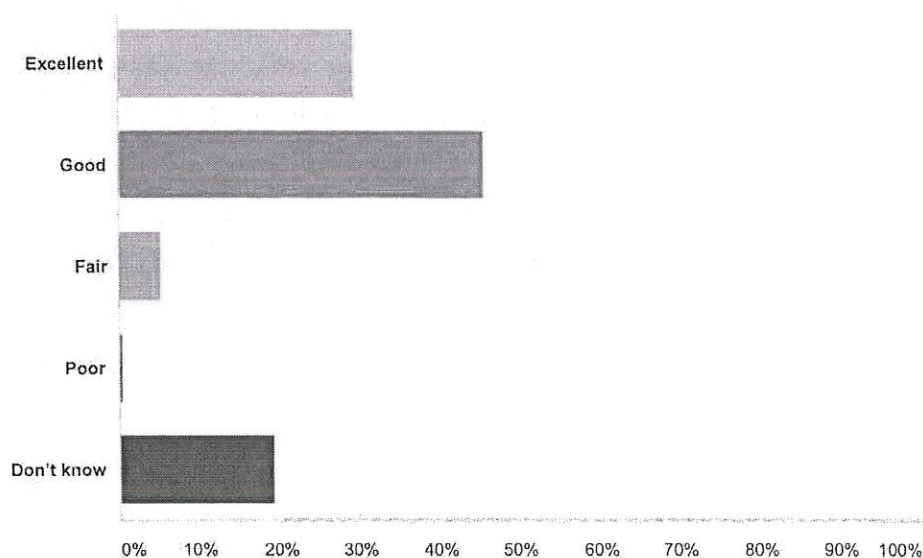


Resident Survey

Answer Choices	Responses	
Excellent	10.61%	26
Good	52.24%	128
Fair	26.53%	65
Poor	10.61%	26
Don't know	0.00%	0
Total		245

Q9 How would you rate the dependability and overall quality of city sanitary sewer service?

Answered: 245 Skipped: 0

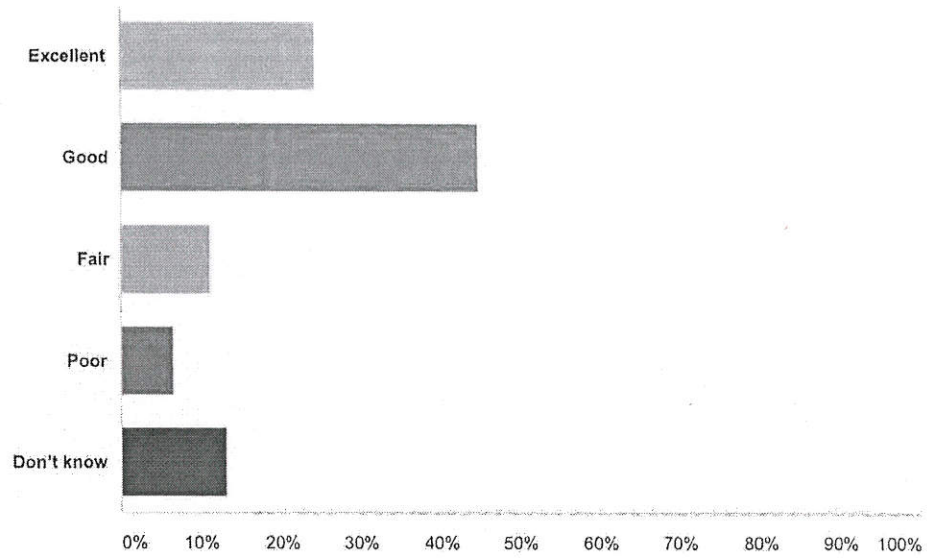


Answer Choices	Responses	
Excellent	29.39%	72
Good	45.71%	112
Fair	5.31%	13
Poor	0.41%	1
Don't know	19.18%	47
Total		245

Q10 How would you rate the dependability and overall quality of the city water supply?

Answered: 245 Skipped: 0

Resident Survey

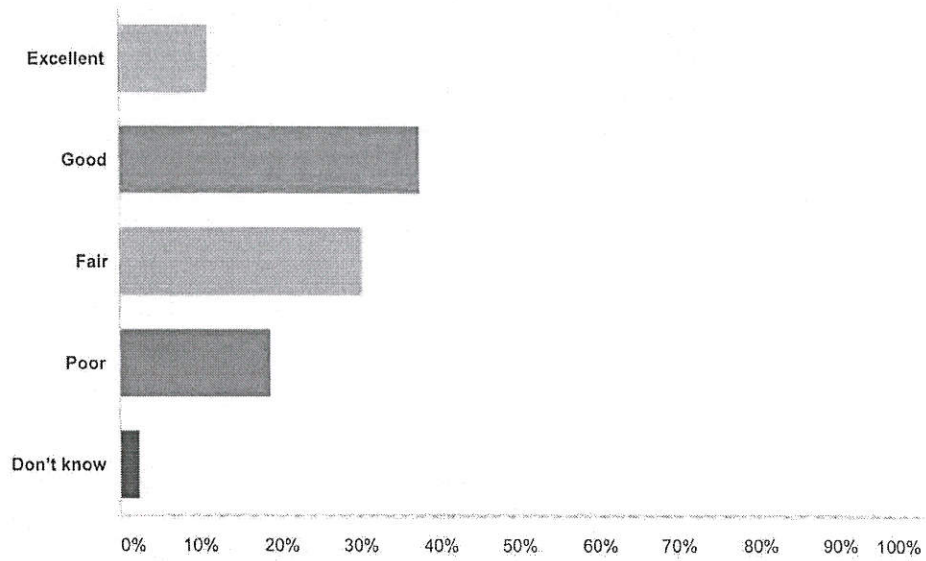


Answer Choices	Responses	
Excellent	24.49%	60
Good	44.90%	110
Fair	11.02%	27
Poor	6.53%	16
Don't know	13.06%	32
Total		245

Q11 How would you rate the overall quality of city recreational programs and facilities (e.g. parks, trails, park facilities, etc.)

Answered: 245 Skipped: 0

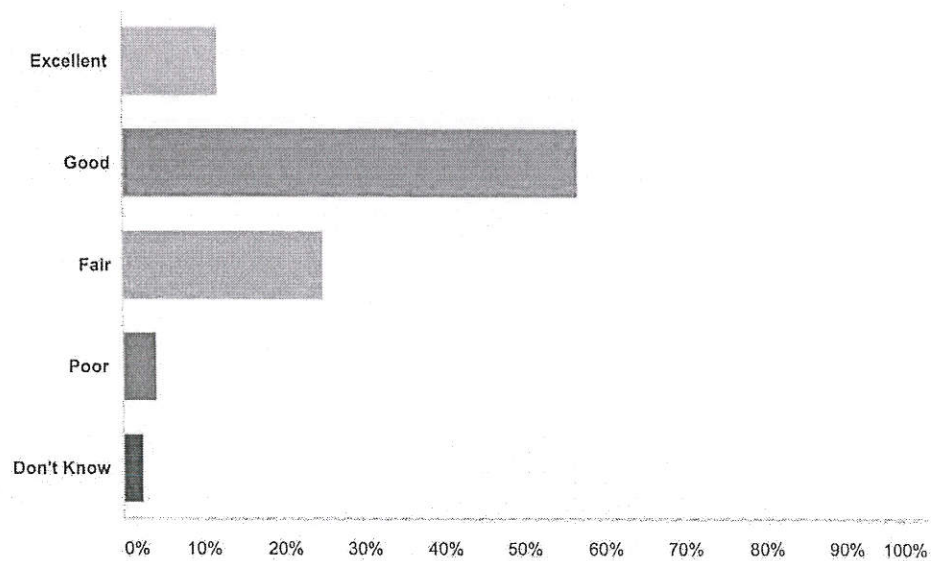
Resident Survey



Answer Choices	Responses	
Excellent	11.02%	27
Good	37.55%	92
Fair	30.20%	74
Poor	18.78%	46
Don't know	2.45%	6
Total		245

Q12 How would you rate the overall quality of services provided by the city?

Answered: 245 Skipped: 0



Resident Survey

Answer Choices	Responses	
Excellent	11.84%	29
Good	56.73%	139
Fair	24.90%	61
Poor	4.08%	10
Don't Know	2.45%	6
Total		245