

**RESOLUTION NO. 061724-01  
CITY OF WAITE PARK**

**RESOLUTION SUPPORTING WAITE PARK'S PARTICIPATION IN THE PERFORMANCE MEASUREMENT PROGRAM AND DECLARING THE STANDARD PERFORMANCE MEASUREMENTS**

**WHEREAS**, in 2010, the Minnesota Legislature created the Council on Local Results and Innovation which developed a standard set of performance measures that will aid residents, taxpayers, and state and local elected officials in determining the efficacy of cities in providing services and measure residents' opinion of those services; and

**WHEREAS**, the City of Waite Park acknowledges performance measurements provide feedback to their citizens, taxpayers, elected officials, staff and other interested parties about the effectiveness and efficiency of services provided by the City of Waite Park. Benefits to the City of Waite Park are outlined in MS 6.91 and include eligibility for a reimbursement as set by State statute; and

**WHEREAS**, any city participating in the comprehensive performance measurement program is also exempt from levy limits for taxes, if levy limits are in effect; and

**WHEREAS**, The City Council of Waite Park adopts the following standard performance measures, as developed by the Council on Local Results and Innovation,


1. Citizen's rating of the overall quality of services provided by the City of Waite Park.
2. Citizen's rating of the overall feeling of safety in Waite Park.
3. Citizen's rating of the overall quality of fire protection services in Waite Park.
4. Citizen's rating of the overall condition of Waite Park city streets.
5. Citizen's rating of the overall quality of snowplowing on Waite Park city streets.
6. Citizen's rating on the dependability and overall quality of Waite Park sanitary sewer service.
7. Citizen's rating on the dependability and overall quality of Waite Park's water supply.
8. Citizen's rating of the overall quality of Waite Park recreational facilities (e.g., parks, trails, park facilities).
9. Citizen's rating of the quality of transit services in Waite Park.
10. Citizen's rating of licensing, permitting, and building inspection services in Waite Park.
11. Citizen's rating of the quality of code enforcement services in Waite Park (e.g., zoning, property maintenance).
12. Citizen's rating of the library services in Waite Park.
13. Citizen's rating of the overall quality of services in Waite Park; and


**WHEREAS**, The City of Waite Park will utilize the results of the survey annually to help plan, budget, manage and evaluate programs and processes for optimal future outcomes.

**NOW THEREFORE, BE IT RESOLVED THAT THE CITY OF WAITE PARK, MINNESOTA** declares the above standard performance measurements and will submit to the Office of the State Auditor the actual results of the performance measures adopted by the City of Waite Park.

**BE IT FURTHER RESOLVED THAT**, The City Council of Waite Park will also report the results of the performance measures to its citizenry by the end of the year through posting on the city's website. Citizens will also be provided an opportunity to publicly comment during the public hearing on the budget and levy in December annually.

Adopted by the City Council this 17<sup>th</sup> day of June 2024.

  
Adrianna Brenny  
City Clerk

  
Richard E. Miller  
Mayor

**ACTION ON THIS RESOLUTION:**

Motion for adoption: Member Theisen

Seconded by: Member Linnquist

Voted in favor of: All


Voted against: None

Abstained: None

Absent: None

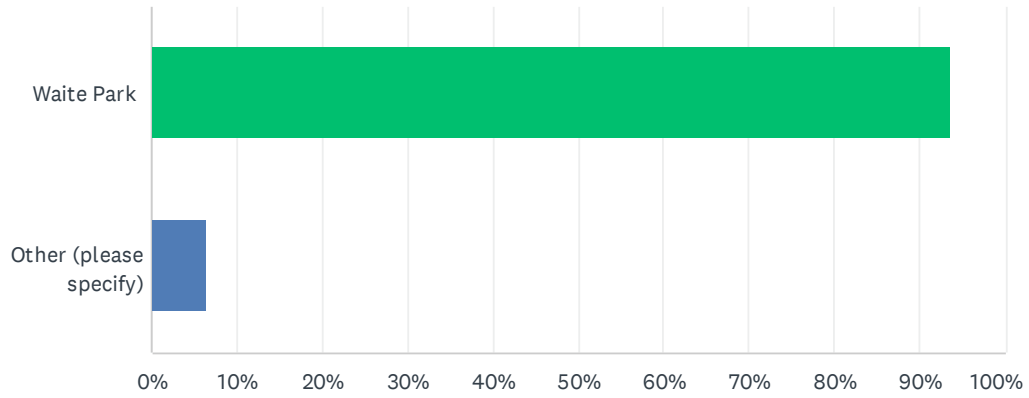
Resolution approved.

I hereby certify that the foregoing is a true and correct copy of a resolution adopted by the Waite Park City Council at a duly authorized meeting held on 6/17/24.

  
Adrianna Brenny  
City Clerk

## Q1 In which city do you currently reside?

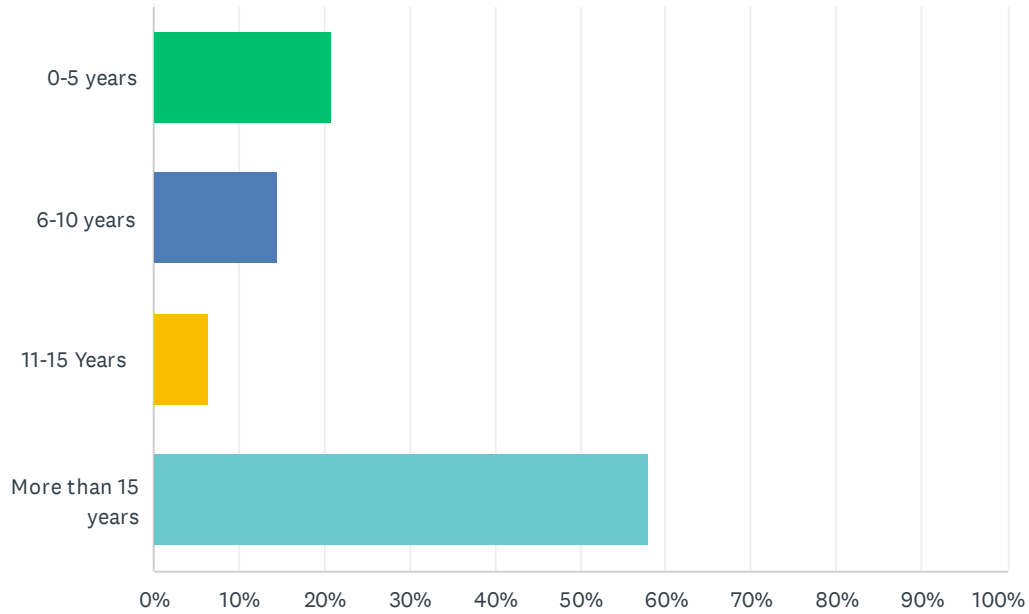
Answered: 63 Skipped: 1



ANSWER CHOICES	RESPONSES	
Waite Park	93.65%	59
Other (please specify)	6.35%	4
<b>TOTAL</b>		<b>63</b>

## Q2 How long have you lived in this City?

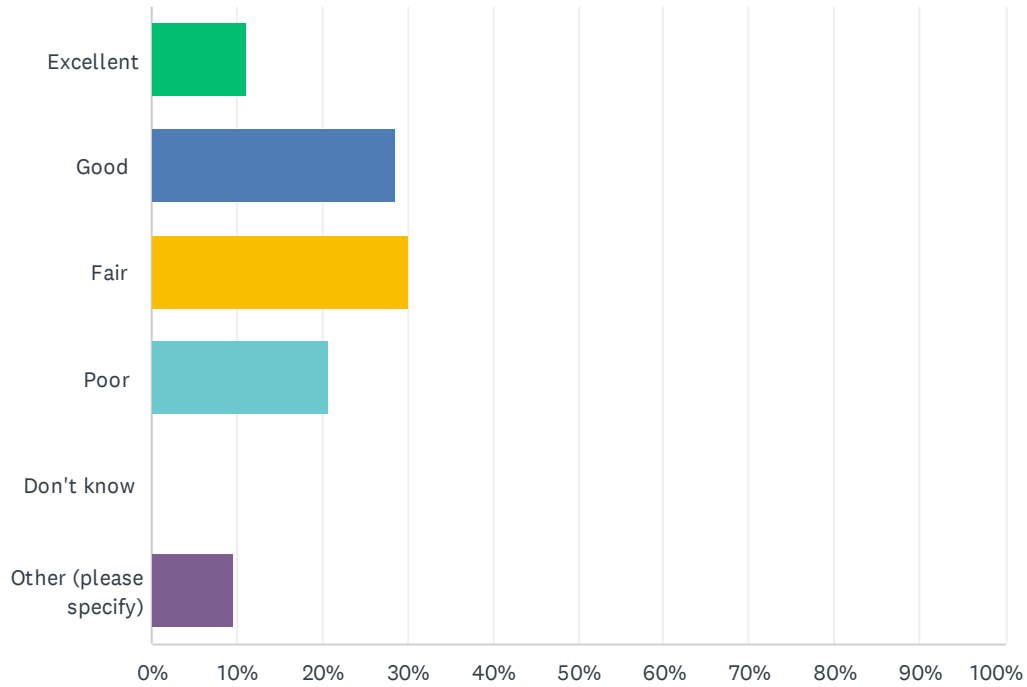
Answered: 62 Skipped: 2



ANSWER CHOICES	RESPONSES
0-5 years	20.97% 13
6-10 years	14.52% 9
11-15 Years	6.45% 4
More than 15 years	58.06% 36
TOTAL	62

### Q3 How would you rate the overall appearance of Waite Park?

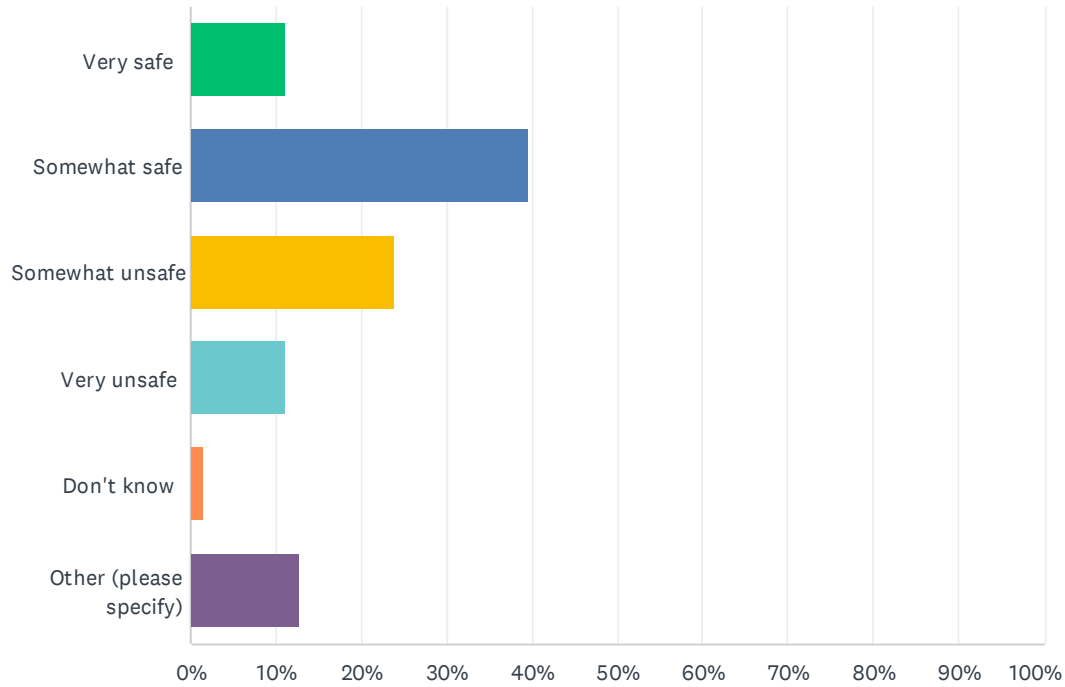
Answered: 63 Skipped: 1



ANSWER CHOICES	RESPONSES	
Excellent	11.11%	7
Good	28.57%	18
Fair	30.16%	19
Poor	20.63%	13
Don't know	0.00%	0
Other (please specify)	9.52%	6
<b>TOTAL</b>		<b>63</b>

## Q4 How would you describe your overall feeling of safety in Waite Park?

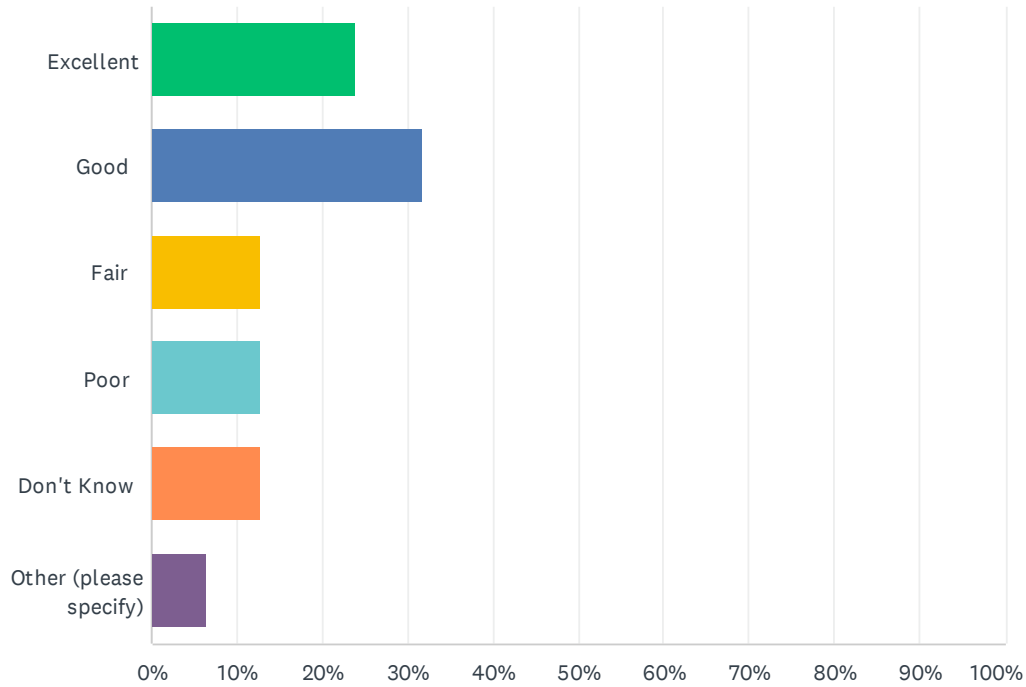
Answered: 63 Skipped: 1



ANSWER CHOICES	RESPONSES	
Very safe	11.11%	7
Somewhat safe	39.68%	25
Somewhat unsafe	23.81%	15
Very unsafe	11.11%	7
Don't know	1.59%	1
Other (please specify)	12.70%	8
<b>TOTAL</b>		<b>63</b>

## Q5 How would you rate the overall quality of fire protection services in Waite Park?

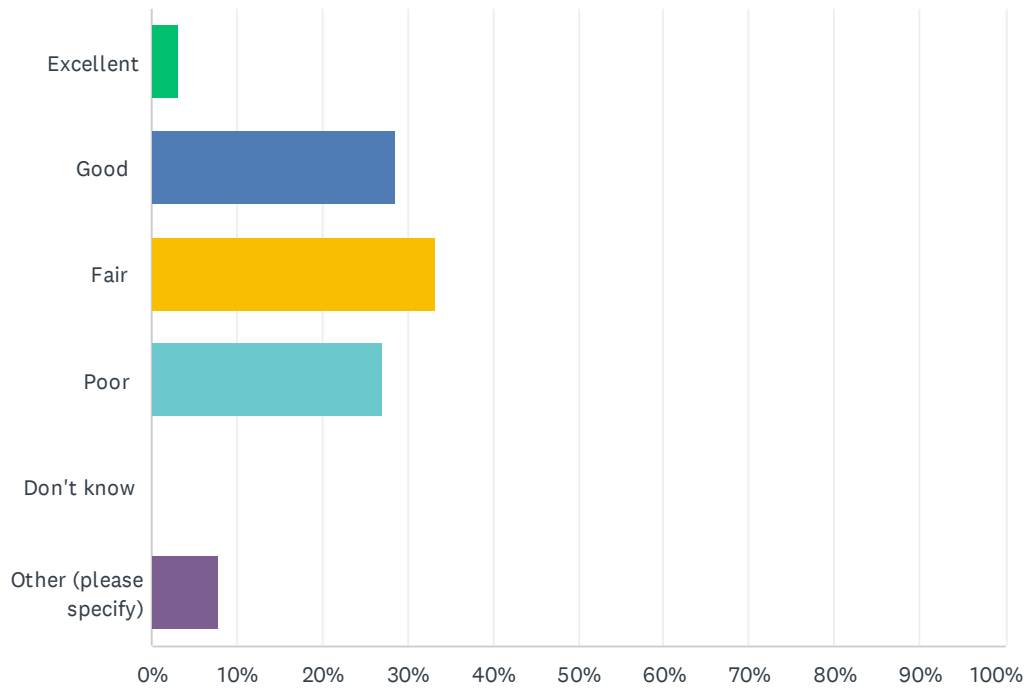
Answered: 63 Skipped: 1



ANSWER CHOICES	RESPONSES	
Excellent	23.81%	15
Good	31.75%	20
Fair	12.70%	8
Poor	12.70%	8
Don't Know	12.70%	8
Other (please specify)	6.35%	4
<b>TOTAL</b>		<b>63</b>

## Q6 How would you rate the overall condition of Waite Park city streets?

Answered: 63 Skipped: 1

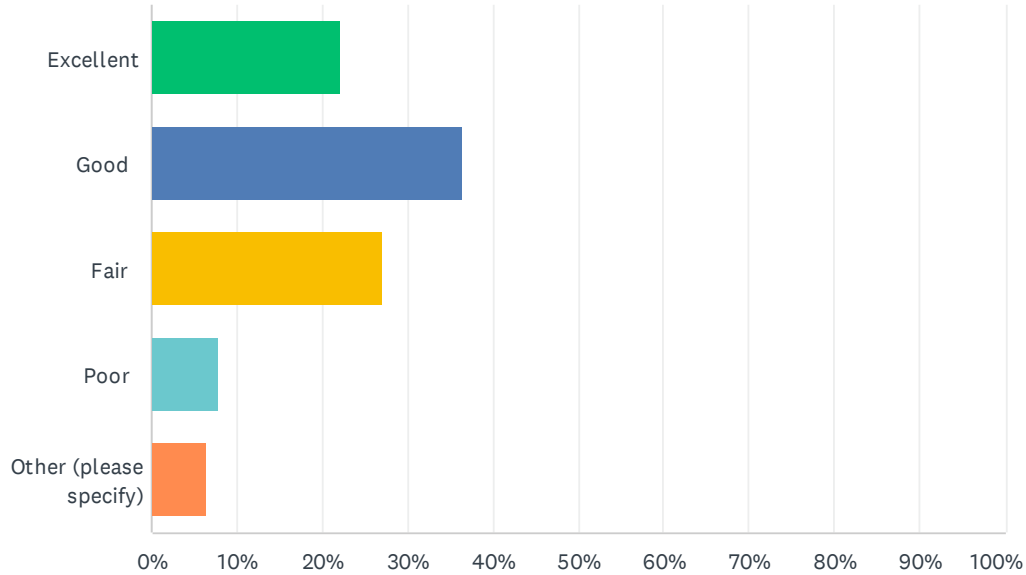


ANSWER CHOICES	RESPONSES	
Excellent	3.17%	2
Good	28.57%	18
Fair	33.33%	21
Poor	26.98%	17
Don't know	0.00%	0
Other (please specify)	7.94%	5
<b>TOTAL</b>		<b>63</b>



## Q7 How would you rate the overall quality of snowplowing on Waite Park city streets?

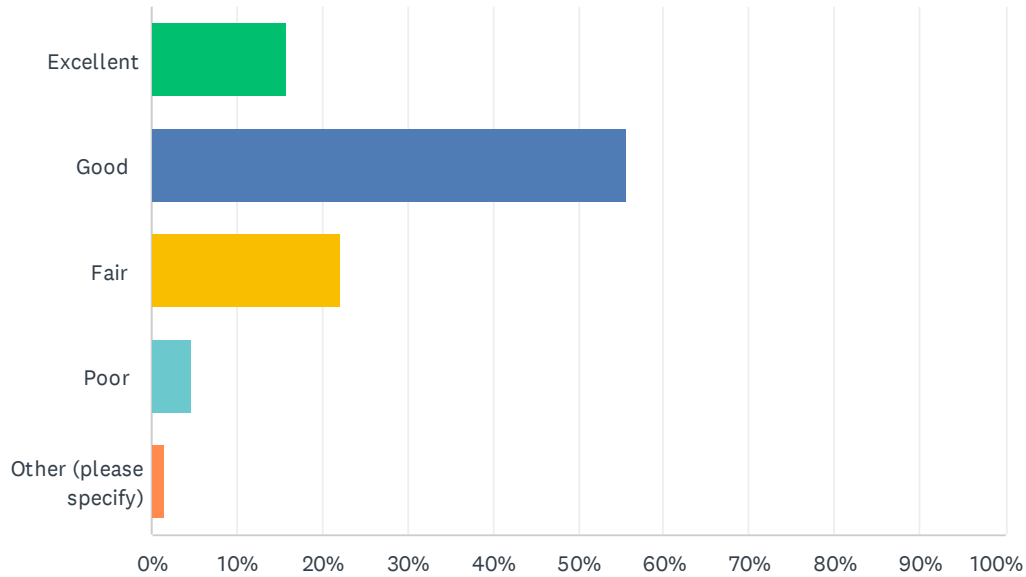
Answered: 63 Skipped: 1



ANSWER CHOICES	RESPONSES
Excellent	22.22% 14
Good	36.51% 23
Fair	26.98% 17
Poor	7.94% 5
Other (please specify)	6.35% 4
<b>TOTAL</b>	<b>63</b>

## Q8 How would you rate the dependability and overall quality of Waite Park sanitary sewer service?

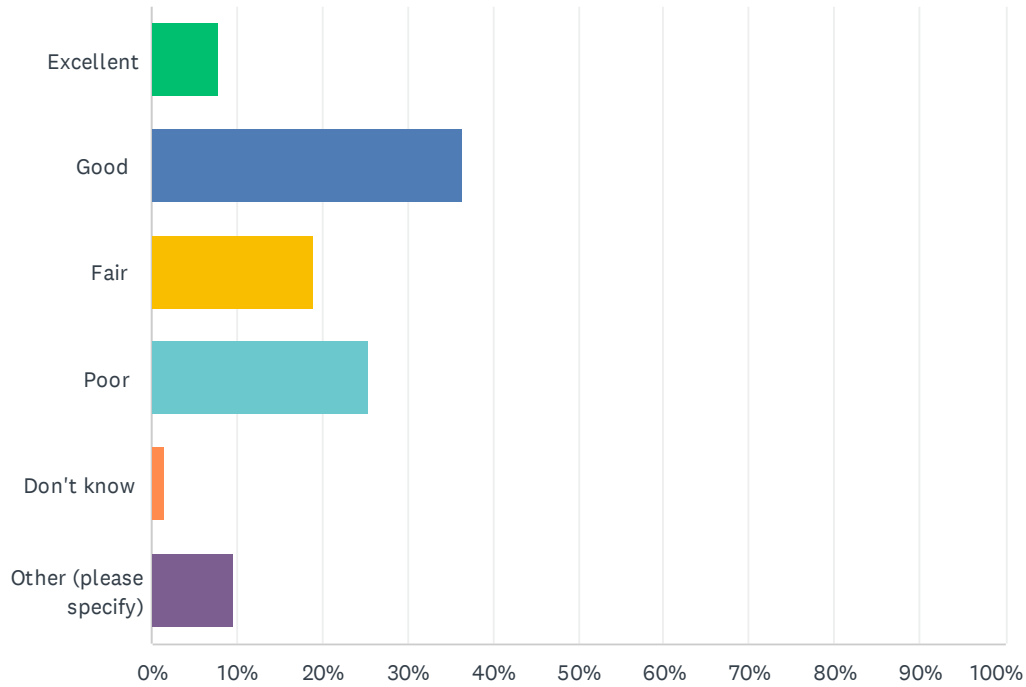
Answered: 63 Skipped: 1



ANSWER CHOICES	RESPONSES
Excellent	15.87% 10
Good	55.56% 35
Fair	22.22% 14
Poor	4.76% 3
Other (please specify)	1.59% 1
<b>TOTAL</b>	<b>63</b>

## Q9 How would you rate the dependability and overall quality of Waite Park's water supply?

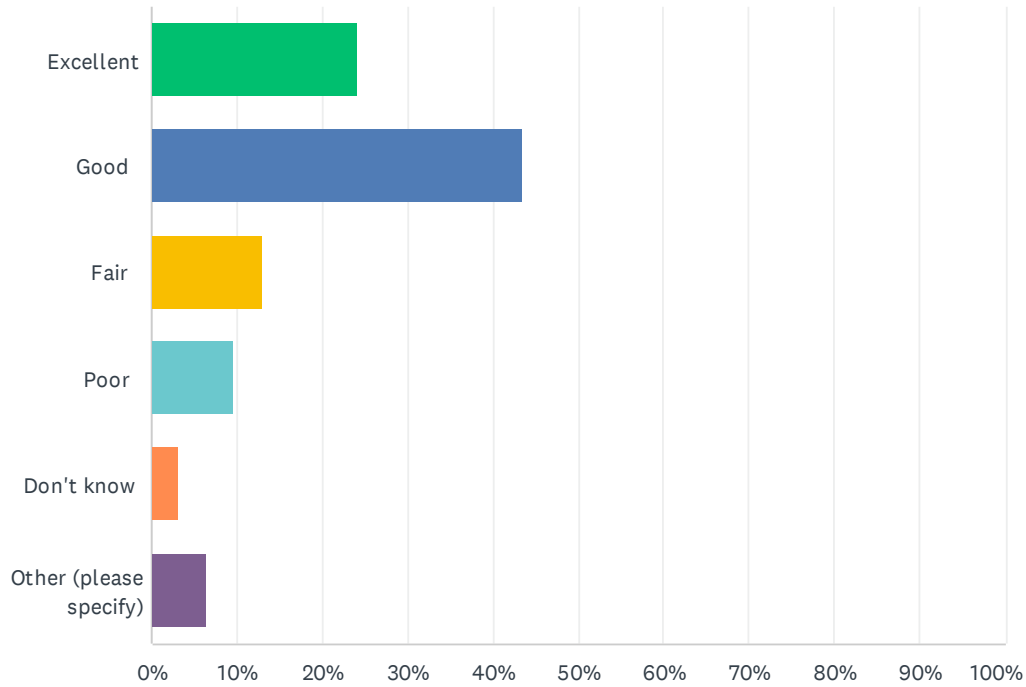
Answered: 63 Skipped: 1



ANSWER CHOICES	RESPONSES	
Excellent	7.94%	5
Good	36.51%	23
Fair	19.05%	12
Poor	25.40%	16
Don't know	1.59%	1
Other (please specify)	9.52%	6
<b>TOTAL</b>		<b>63</b>

## Q10 How would you rate the overall quality of Waite Park recreational facilities (e.g. parks, trails, park facilities, etc.)

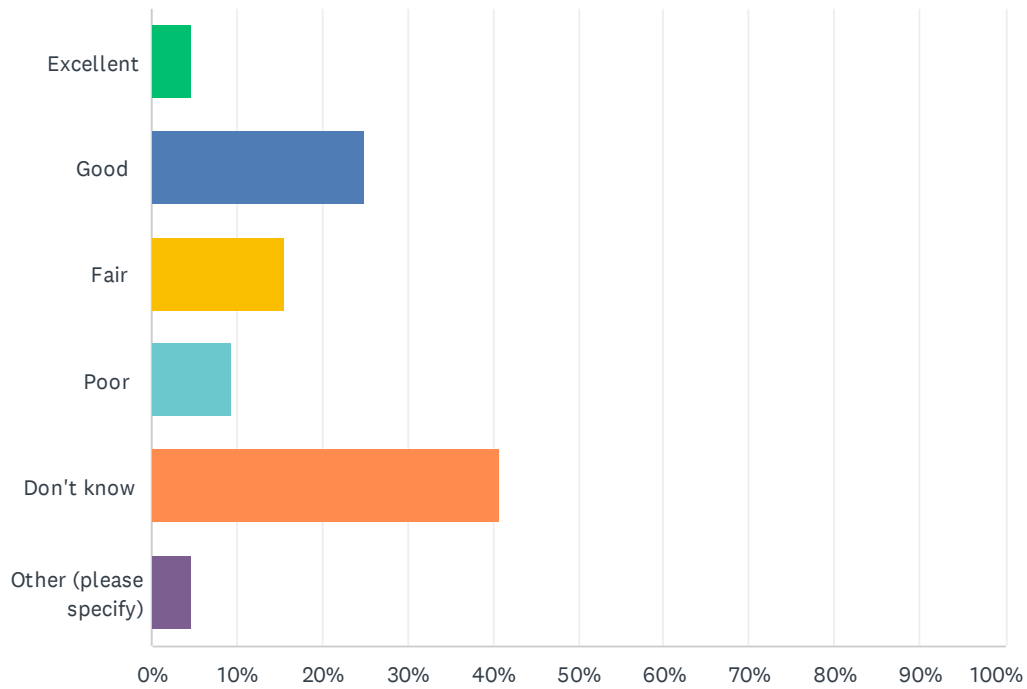
Answered: 62 Skipped: 2



ANSWER CHOICES	RESPONSES
Excellent	24.19% 15
Good	43.55% 27
Fair	12.90% 8
Poor	9.68% 6
Don't know	3.23% 2
Other (please specify)	6.45% 4
<b>TOTAL</b>	<b>62</b>

## Q11 How would you rate the quality of transit services in Waite Park?

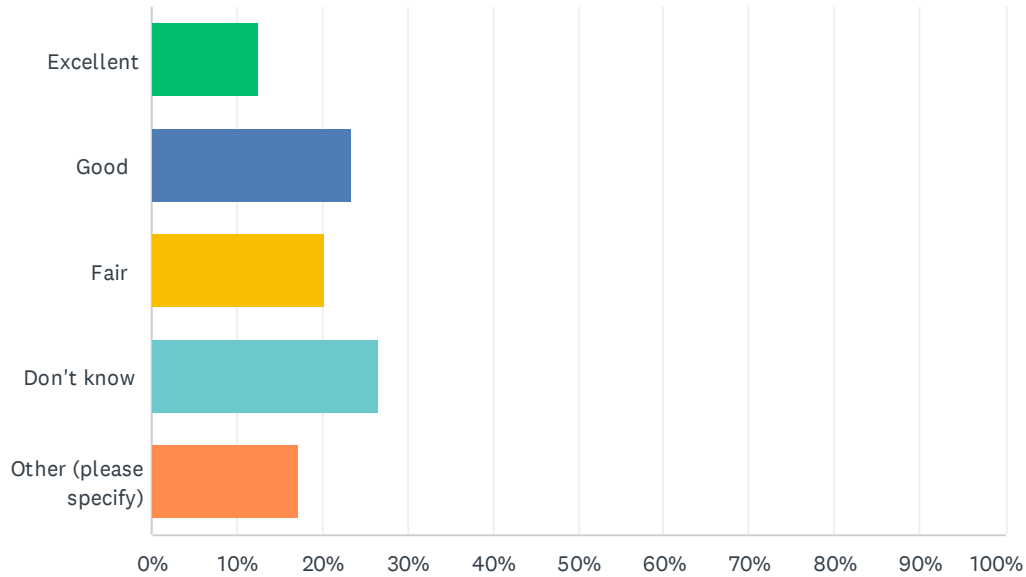
Answered: 64 Skipped: 0



ANSWER CHOICES	RESPONSES	
Excellent	4.69%	3
Good	25.00%	16
Fair	15.63%	10
Poor	9.38%	6
Don't know	40.63%	26
Other (please specify)	4.69%	3
<b>TOTAL</b>		<b>64</b>

## Q12 How would you rate the quality of licensing, permitting and building inspection services in Waite Park?

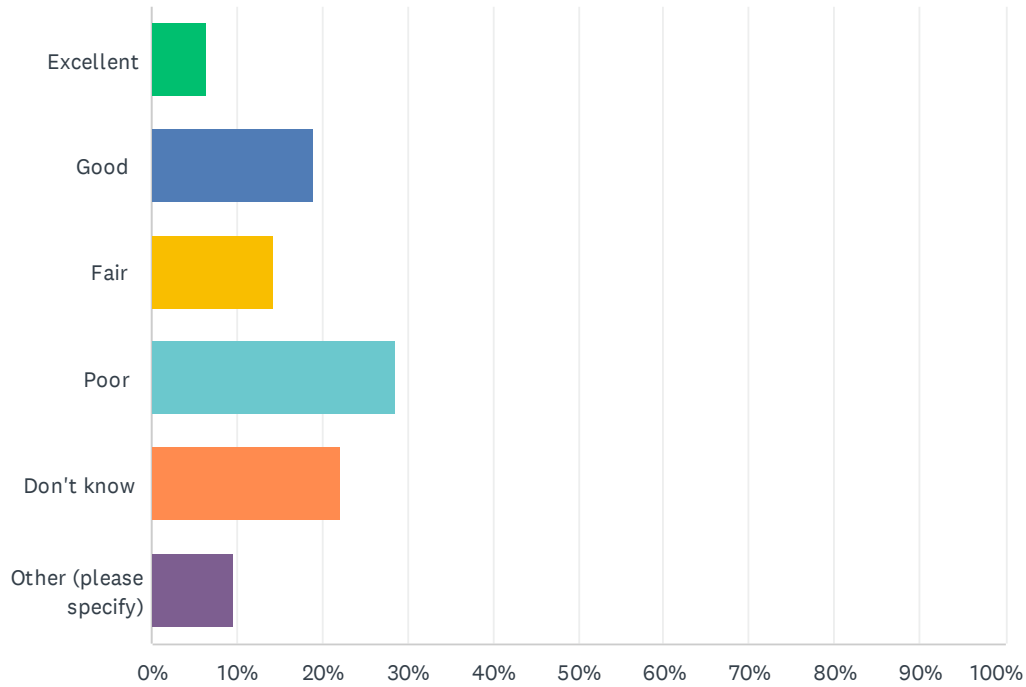
Answered: 64 Skipped: 0



ANSWER CHOICES	RESPONSES	
Excellent	12.50%	8
Good	23.44%	15
Fair	20.31%	13
Don't know	26.56%	17
Other (please specify)	17.19%	11
<b>TOTAL</b>		<b>64</b>

### Q13 How would you rate the quality of code enforcement services in Waite Park (e.g. zoning, property maintenance)?

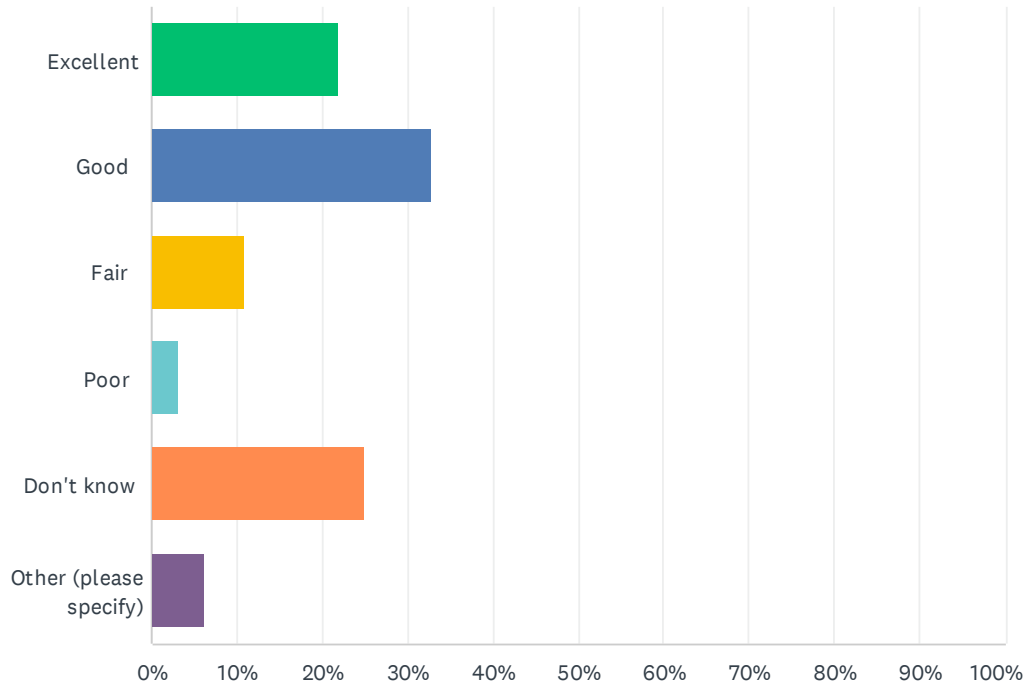
Answered: 63 Skipped: 1



ANSWER CHOICES	RESPONSES	
Excellent	6.35%	4
Good	19.05%	12
Fair	14.29%	9
Poor	28.57%	18
Don't know	22.22%	14
Other (please specify)	9.52%	6
<b>TOTAL</b>		<b>63</b>

## Q14 How would you rate the library services in Waite Park?

Answered: 64 Skipped: 0

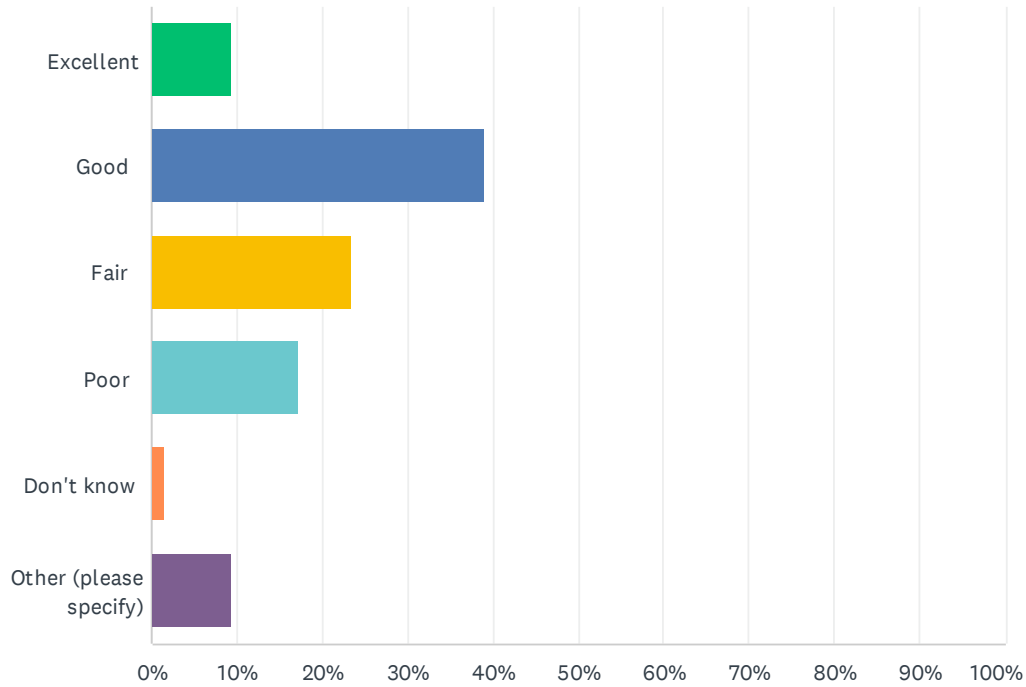


ANSWER CHOICES	RESPONSES	
Excellent	21.88%	14
Good	32.81%	21
Fair	10.94%	7
Poor	3.13%	2
Don't know	25.00%	16
Other (please specify)	6.25%	4
<b>TOTAL</b>		<b>64</b>



## Q15 How would you rate the overall quality of services in Waite Park?

Answered: 64 Skipped: 0



ANSWER CHOICES	RESPONSES	
Excellent	9.38%	6
Good	39.06%	25
Fair	23.44%	15
Poor	17.19%	11
Don't know	1.56%	1
Other (please specify)	9.38%	6
<b>TOTAL</b>		<b>64</b>