

Pursuant to due call and notice thereof, a regular meeting of the City Council of the City of Maplewood, Minnesota, was duly called and held in the Council Chambers of said City on the **23rd day of May, 2022** at 7:02 p.m.

The following members were present:

Marylee Abrams, Mayor	Present
Rebecca Cave, Councilmember	Present
Kathleen Juenemann, Councilmember	Present
William Knutson, Councilmember	Present
Nikki Villavicencio, Councilmember	Present

Resolution Adopting State Performance Measures

Councilmember Juenemann moved to approve the Resolution to Adopt the State Performance Measures for 2022.

Resolution 22-05-2088 RESOLUTION ADOPTING STATE PERFORMANCE MEASURES

WHEREAS, Benefits to the City of Maplewood for participation in the Minnesota Council on Local Results and Innovation's comprehensive performance measurement program are outlined in MS 6.91 and include eligibility for a reimbursement as set by State statute; and

WHEREAS, Any city or county participating in the comprehensive performance measurement program is also exempt from levy limits for taxes, if levy limits are in effect; and

WHEREAS, The City Council of Maplewood has adopted and implemented at least 10 of the performance measures, as developed by the Council on Local Results and Innovation, and a system to use this information to help plan, budget, manage and evaluate programs and processes for optimal future outcomes; and

NOW THEREFORE LET IT BE RESOLVED THAT, The City Council of Maplewood will continue to report the results of the performance measures to its citizenry by the end of the year through publication, direct mailing, posting on the city's website, or through a public hearing at which the budget and levy will be discussed and public input allowed.

BE IT FURTHER RESOLVED, The City Council of Maplewood will submit to the Office of the State Auditor the actual results of the performance measures adopted by the city/county.

Seconded by Councilmember Cave

Ayes – All

The motion passed.

STATE OF MINNESOTA)
COUNTY OF RAMSEY) SS
CITY OF MAPLEWOOD)

I, the undersigned, being the duly qualified and appointed City Clerk of the City of Maplewood, Minnesota, DO HEREBY CERTIFY that I have compared the attached and foregoing extract of minutes of a regular meeting of the City Council of the City of Maplewood, held on the **23rd day of May, 2022** with the original on file in my office, and the same is a full, true and complete transcript therefrom insofar as the same relates to the Resolution to Adopt the State Performance Measures for 2022.

WITNESS my hand and sealed this **26th Day of May, 2022.**



Andrea Sindt, City Clerk
City of Maplewood, Minnesota

City of Maplewood Performance Measures for 2021

Measure	Description of Measure	2020	2021
2.	% Change in Taxable Market Value Payable 2021/2022	6.18%	1.60%
6.	Bond Rating	AA+	AA+
7.	Citizen's Good or Excellent Rating of Recreation Programs and Facilities	82%	49%
9.	Crime Rates Per 100,000 population (2020)	8,877	10,344
10.	Crime Clearance Rates	31%	15.30%
11.	Citizen's Safe or Very Safe Rating of Safety in Community	64%	53%
16.	Fire Calls per 1,000 Population	2.58	2.58
18.	EMS Calls per 1,000 Population	154.10	173.89
21.	Citizens Good or Excellent Rating of Road Condition	66%	40%
28.	Citizens Rating Good or Excellent of Sanitary Sewer Service	84%	74%

Create Survey

Maplewood Community Survey - 2021

0



SAVE AS

Page 1

Q1

Save as

How many years have you lived in the City?

Answered: 143 Skipped: 12

RESPONSES (143) WORD CLOUD TAGS (0)

Sentiments: OFF



Filter: by tag

Search responses

Showing 143 responses

41

2/9/2022 10:58 AM

[View respondent's answers](#) [Add tags](#)

30

2/8/2022 9:38 PM

[View respondent's answers](#) [Add tags](#)

5.5

2/4/2022 7:40 PM

[View respondent's answers](#) [Add tags](#)



24

1/29/2022 12:37 PM

[View respondent's answers](#) [Add tags](#)

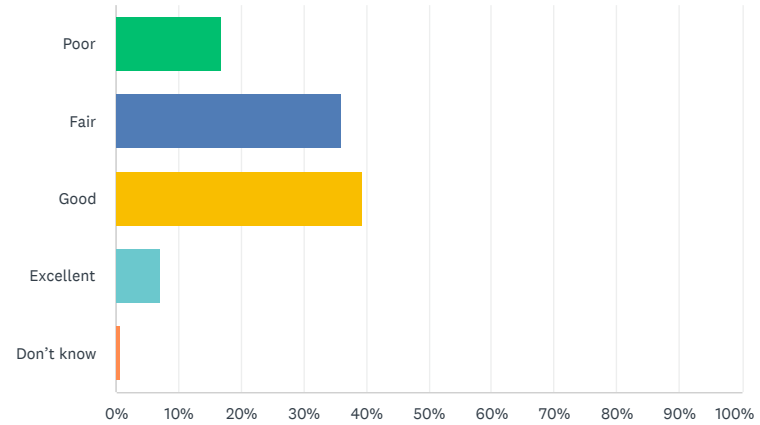


Q2

 [Customize](#) [Save as](#) 



How would you rate the overall appearance of the City?

Answered: 155 Skipped: 0



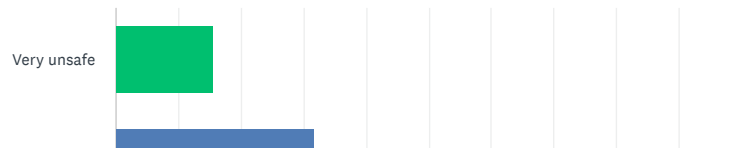
ANSWER CHOICES	RESPONSES	
▼ Poor	16.77%	26
▼ Fair	36.13%	56
▼ Good	39.35%	61
▼ Excellent	7.10%	11
▼ Don't know	0.65%	1
TOTAL		155

Q3

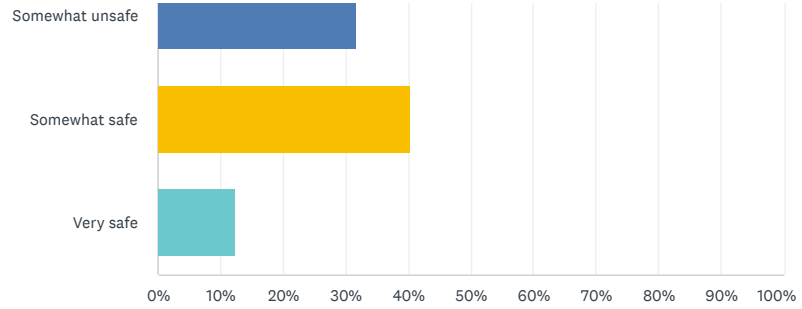
 [Customize](#) [Save as](#) 

How would you describe your overall feeling of safety in the City?

Answered: 154 Skipped: 1



SurveyMonkey Analyze - Maplewood Community Survey - 2021



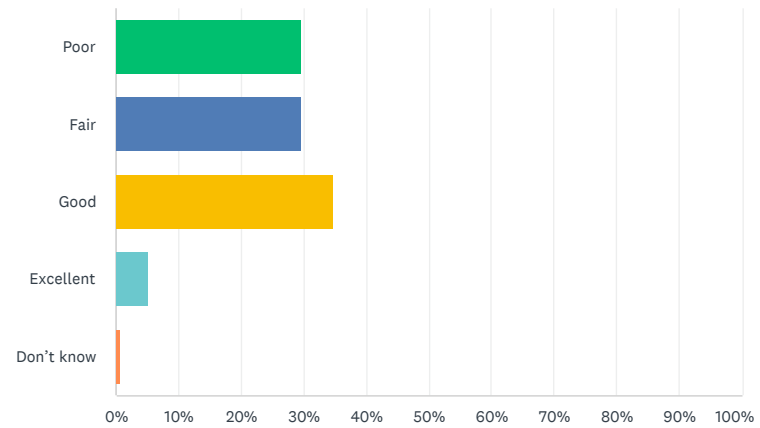
ANSWER CHOICES	RESPONSES	
▼ Very unsafe	15.58%	24
▼ Somewhat unsafe	31.82%	49
▼ Somewhat safe	40.26%	62
▼ Very safe	12.34%	19
TOTAL		154

Q4

Customize Save as ▼

How would you rate the overall condition of City streets?


Answered: 155 Skipped: 0



ANSWER CHOICES	RESPONSES	
----------------	-----------	--

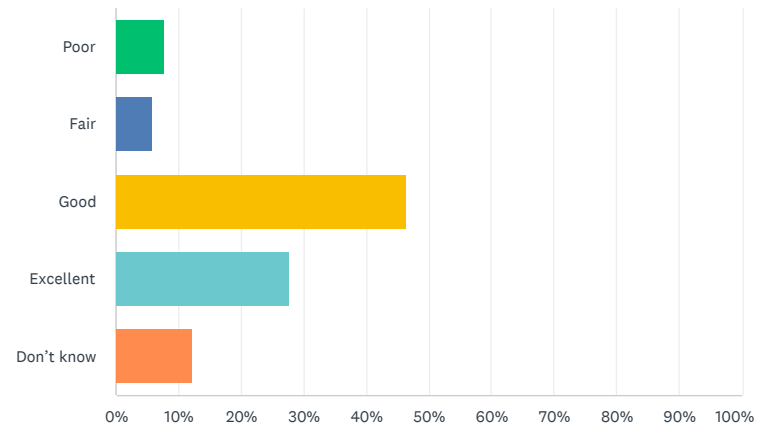
▼ Poor	29.68%	46
▼ Fair	29.68%	46
▼ Good	34.84%	54
▼ Excellent	5.16%	8
▼ Don't know	0.65%	1
TOTAL		155

Q5

 [Customize](#) [Save as ▼](#)

How would you rate the dependability and overall quality of City sanitary sewer service?

Answered: 155 Skipped: 0



ANSWER CHOICES	RESPONSES	
▼ Poor	7.74%	12
▼ Fair	5.81%	9
▼ Good	46.45%	72
▼ Excellent	27.74%	43
▼ Don't know	12.26%	19
TOTAL		155

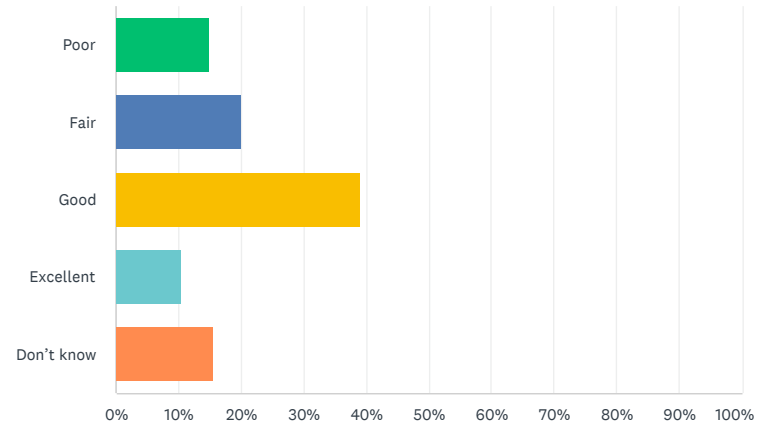


Q6

 [Customize](#) [Save as ▼](#)

How would you rate the overall quality of city recreational programs and facilities?

Answered: 154 Skipped: 1



ANSWER CHOICES	RESPONSES	
▼ Poor	14.94%	23
▼ Fair	20.13%	31
▼ Good	38.96%	60
▼ Excellent	10.39%	16
▼ Don't know	15.58%	24
TOTAL		154

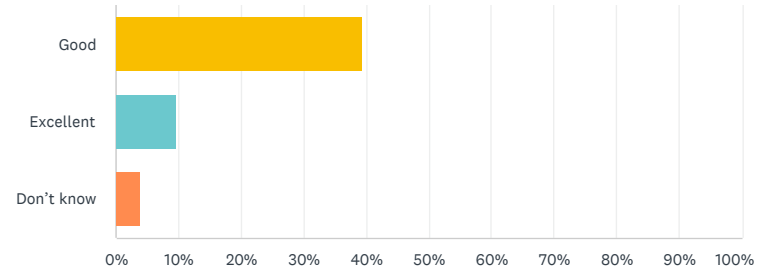
Q7

How would you rate the overall quality of services provided by the City?

Answered: 155 Skipped: 0




SurveyMonkey Analyze - Maplewood Community Survey - 2021



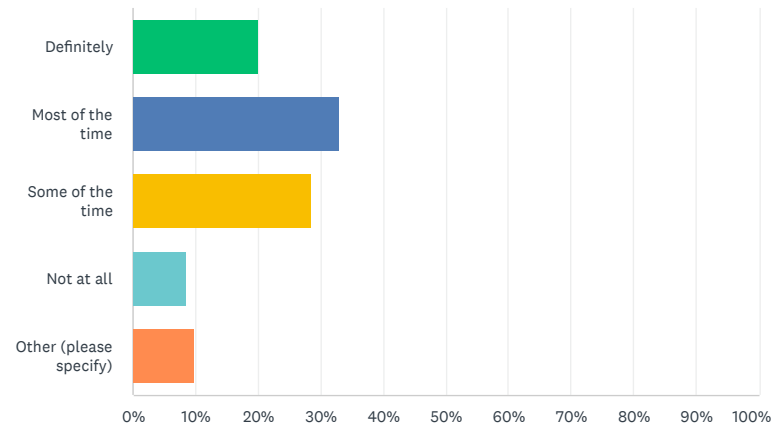
ANSWER CHOICES	RESPONSES	
▼ Poor	17.42%	27
▼ Fair	29.68%	46
▼ Good	39.35%	61
▼ Excellent	9.68%	15
▼ Don't know	3.87%	6
TOTAL		155

Q8

 [Customize](#) [Save as](#) ▼

Would you consider Maplewood a welcoming and inclusive city

Answered: 154 Skipped: 1



ANSWER CHOICES ▼ RESPONSES ▼

SurveyMonkey Analyze - Maplewood Community Survey - 2021

▼ Definitely	20.13%	31
▼ Most of the time	33.12%	51
▼ Some of the time	28.57%	44
▼ Not at all	8.44%	13
▼ Other (please specify)	Responses 9.74%	15
TOTAL		154



ENGLISH

