

CITY OF SPRING LAKE PARK, MINNESOTA

RESOLUTION NO. 2024-42

RESOLUTION ACCEPTING 2023 PERFORMANCE MEASURES ANNUAL REPORT AND AUTHORIZING SUBMITTAL TO THE OFFICE OF THE STATE AUDITOR

WHEREAS, benefits to the City of Spring Lake Park for participation in the Minnesota Council on Local Results and Innovation’s comprehensive performance measurement program are outlined in MS 6.91 and include eligibility for a reimbursement as set by State statute; and

WHEREAS, any city/county participating in the comprehensive performance measurement program is also exempt from levy limits for taxes, if levy limits are in effect; and

WHEREAS, the Spring Lake Park City Council has adopted and implemented at least 10 of the performance measures, as developed by the Council on Local Results and Innovation, and a system to use this information to help plan, budget, manage and evaluate programs and processes for optimal future outcomes.

NOW THEREFORE LET IT BE RESOLVED THAT, the City Council of the City of Spring Lake Park hereby accepts the 2023 Performance Measures Annual Report and will report the results to its citizenry by the end of the year through publication, direct mailing, posting on the city’s/county’s website, or through a public hearing at which the budget and levy will be discussed and public input allowed.

BE IT FURTHER RESOLVED that the Administrator, Clerk/Treasurer is hereby directed to submit the 2023 Performance Measures Annual Report to the Office of the State Auditor the actual results of the performance measures adopted by the city/county.

The foregoing Resolution was moved for adoption by Councilmember Goodboe-Bisschoff.

Upon Vote being taken thereon, the following voted in favor thereof: Councilmember Goodboe-Bisschoff, Councilmember Moran, Acting Mayor Wendling

And the following voted against the same: None

Whereon the Mayor declared said Resolution duly passed and adopted the 17th day of June 2024.

APPROVED BY:

/s/

Ken Wendling, Acting Mayor

ATTEST:


/s/

Daniel R. Buchholtz, City Administrator



2023

PERFORMANCE MEASURES ANNUAL REPORT



Spring Lake Park City Council

Robert Nelson, Mayor

Ken Wendling

Barbara Goodboe-Bisschoff

Lisa Dircks

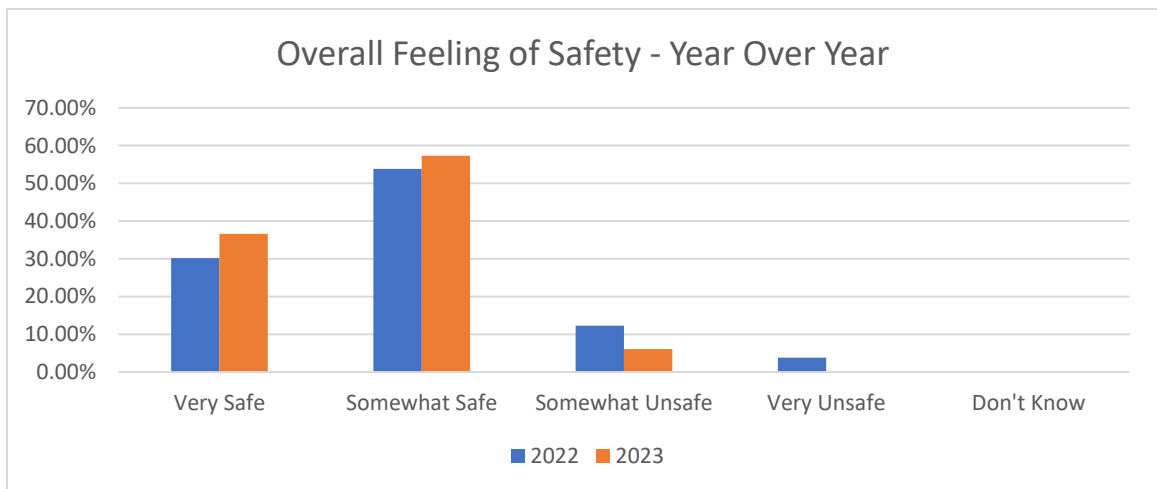
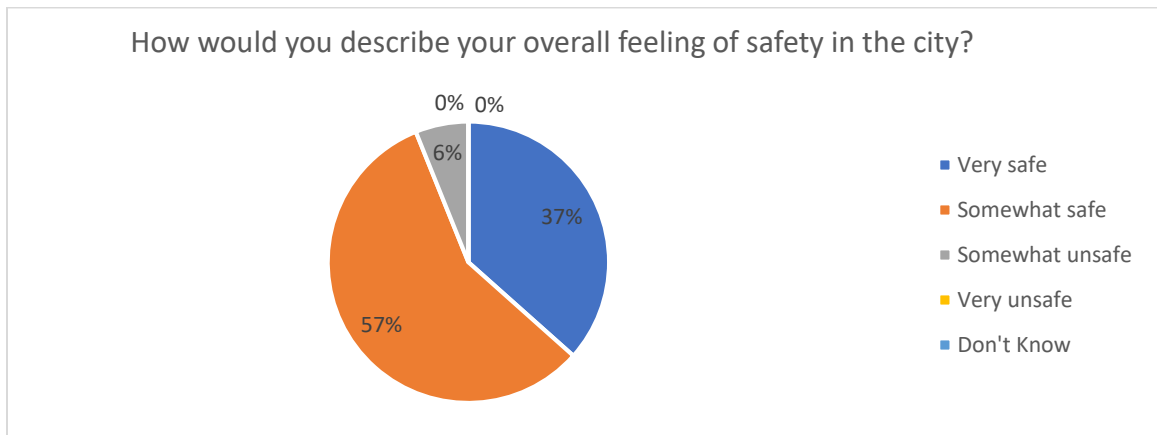
April Moran

Table of Contents

Community Safety and Security.....	2
Public Service Delivery	5
General Government Infrastructure Condition	8
Public Utility Infrastructure.....	9
Quality of Life.....	11
Public Communication/Community Involvement	13
Demographics	15

Community Safety and Security

1. Safety in the Community (Citizen Rating¹)



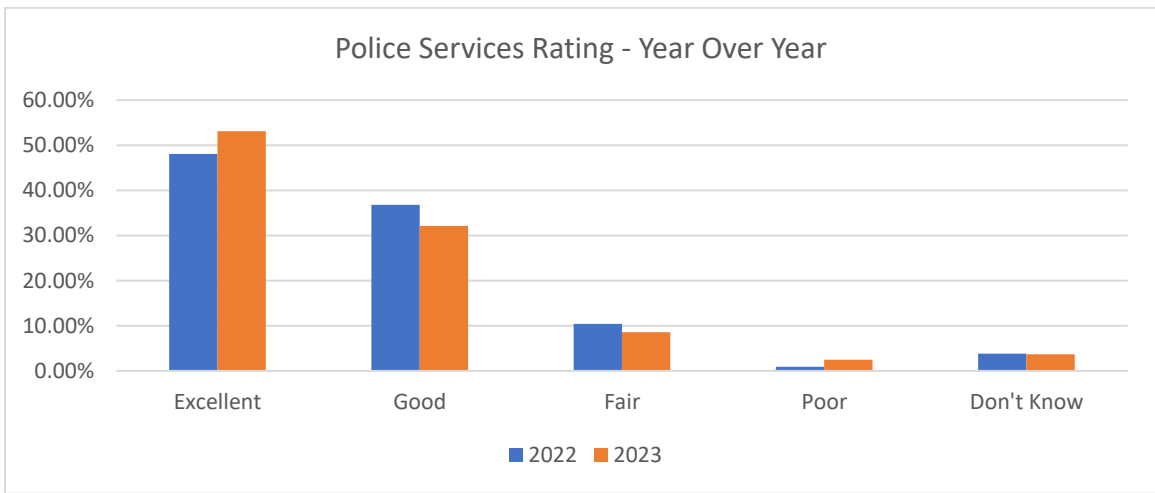
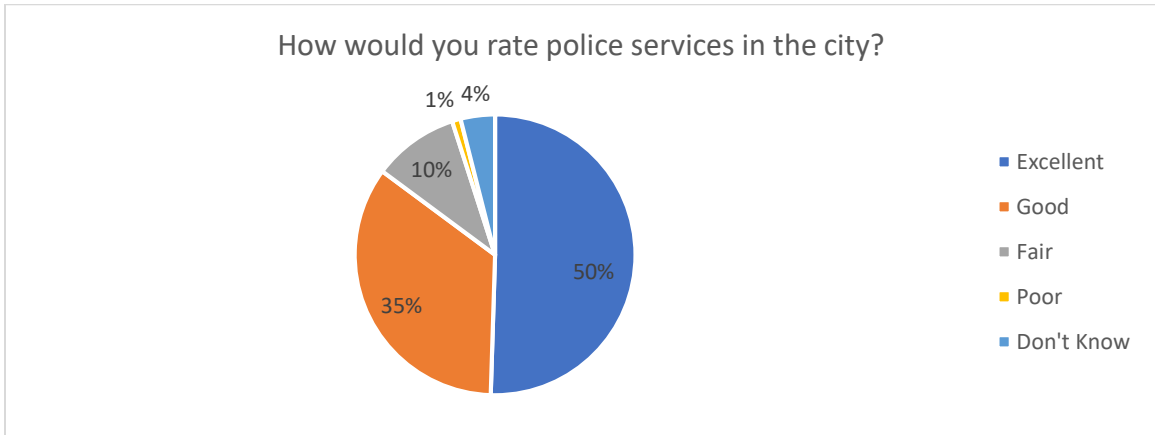
2. Police Response Time²

	2020	2021	2022	2023
High Priority Calls	3:27	3:30	3:20	3:01
Low Priority Calls	5:00	4:28	4:31	4:16

¹ City of Spring Lake Park 2024 Citizen Survey. The City received 82 responses from a period covering March 21, 2024 to May 10, 2024. Comparison to results from 2023 Citizen Survey.

² Figures provided by the Anoka County Public Safety Data System

3. Police Protection (Citizen Rating)³



4. Crime Rate⁴

	2020	2021	2022	2023
Group A Crimes ⁵	499	617	496	417
Group B Crimes ⁶	91	98	111	129
Non-Reportable ⁷	5367	5527	6066	6525

³ City of Spring Lake Park 2024 Citizen Survey. Comparison to results from 2023 Citizen Survey.

⁴ Crime rate statistics provided by the Spring Lake Park Police Department

⁵ Group A offenses include arson, assaults, bribery, counterfeiting, destruction of property, drug offenses, gambling offenses, homicide, human trafficking, kidnapping, motor vehicle theft, robbery, sex offenses, weapons charges.

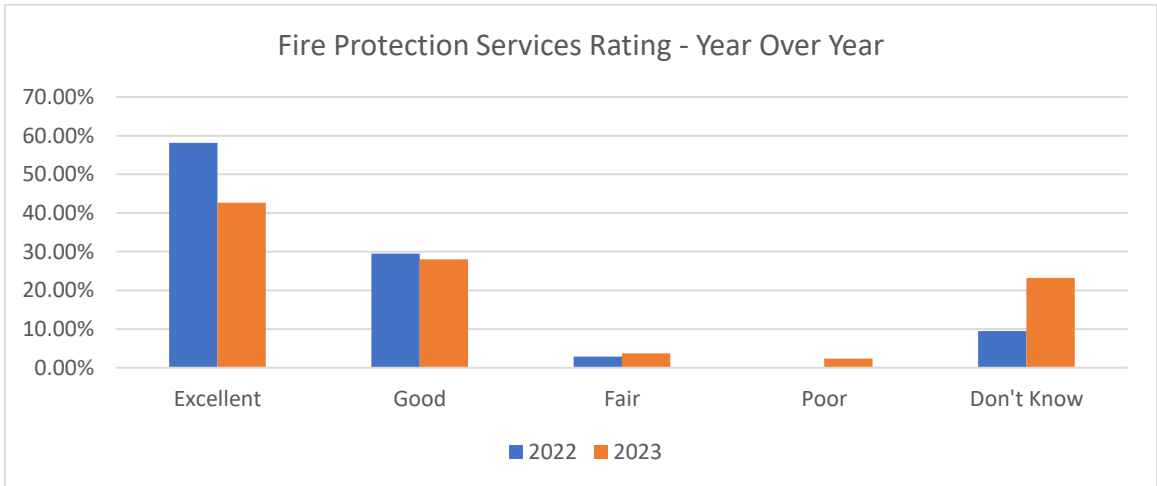
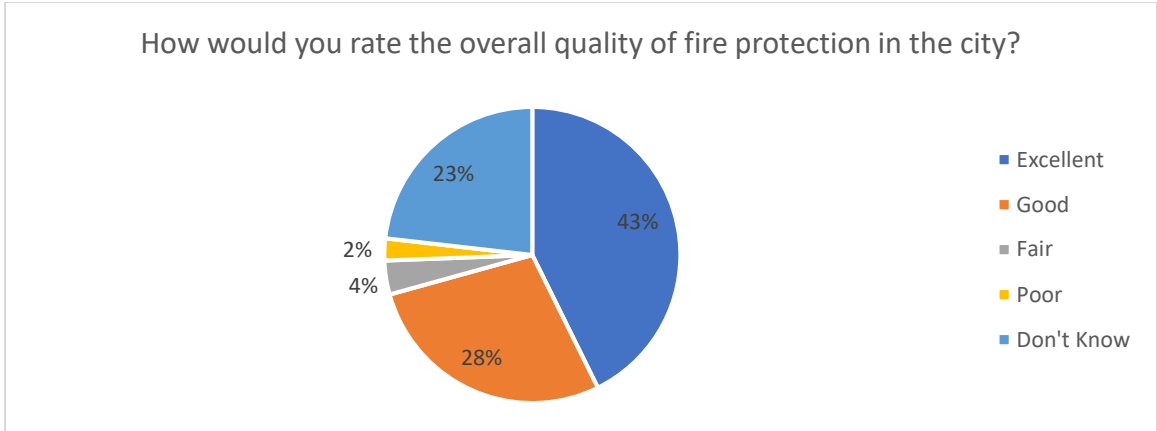
⁶ Group B offenses include bad checks, curfew/loitering/vandalism, disorderly conduct, driving while intoxicated, non-violent family offenses, trespassing and liquor law violations

⁷ All other calls not reportable under the Department of Justice’s National Incident-Based Reporting System

5. Fire Response Time⁸

	2020	2021	2022	2023
Staffed	5:26	5:12	5:13	5:07
Volunteer	7:45	6:20	5:56	6:02

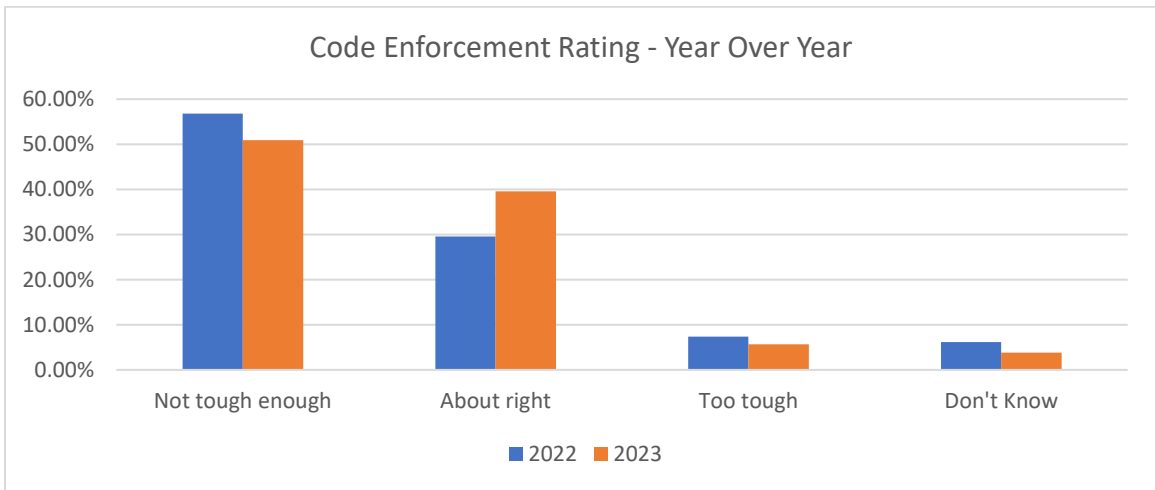
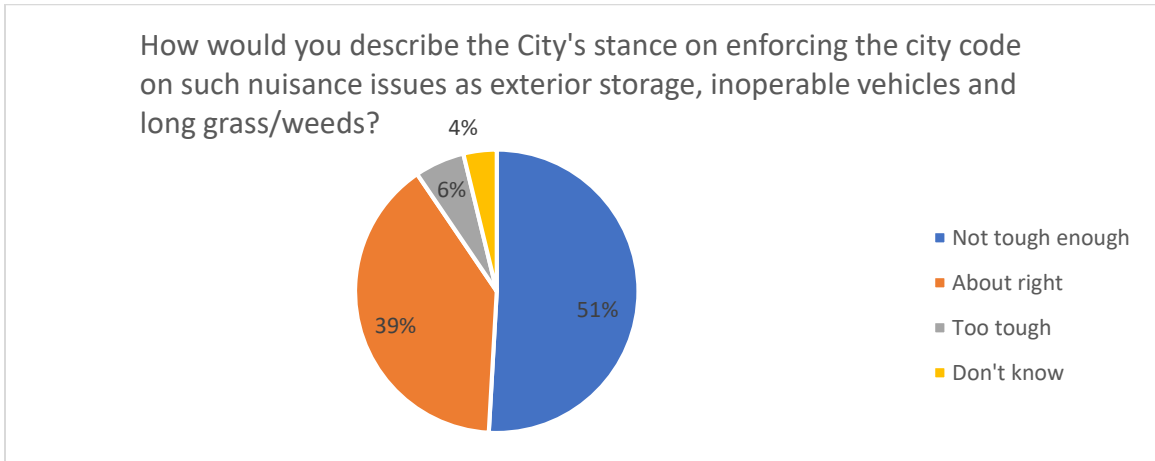
6. Fire Protection (Citizen Rating)⁹



⁸ Figures provided by Spring Lake Park – Blaine - Mounds View Fire Department

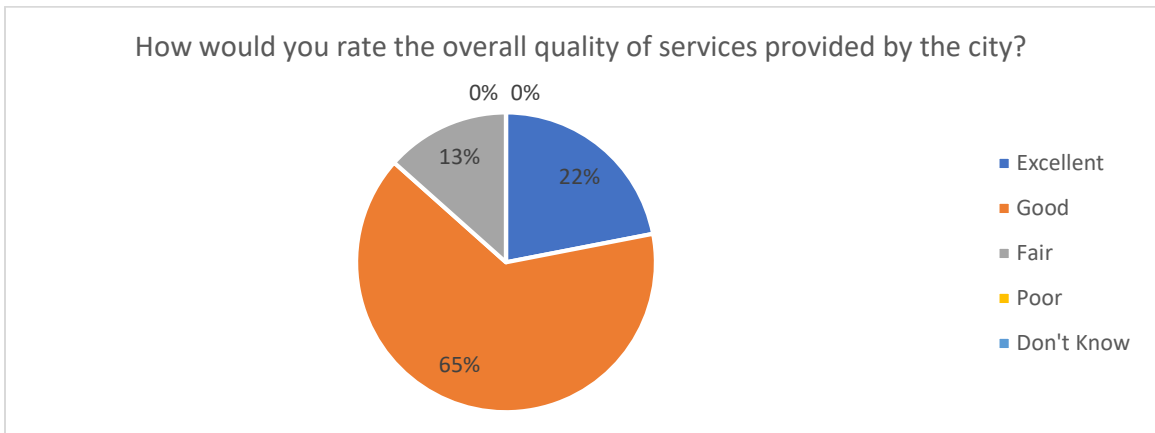
⁹ City of Spring Lake Park 2024 Citizen Survey.

7. City's Stance on Code Enforcement of Nuisance Issues (Citizen Rating)¹⁰



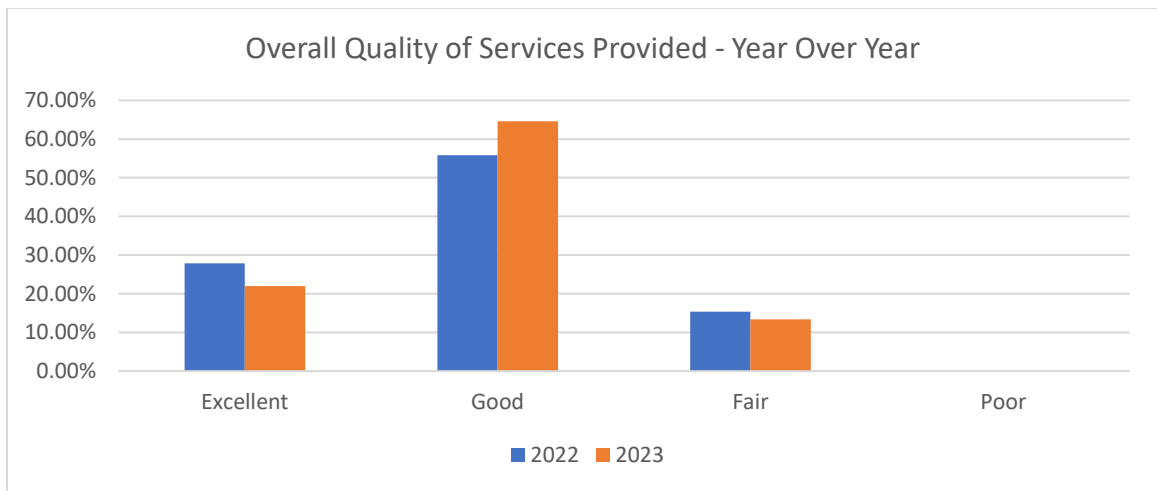
Public Service Delivery

8. City Services (Citizen Rating)¹¹



¹⁰ City of Spring Lake Park 2024 Citizen Survey.

¹¹ City of Spring Lake Park 2024 Citizen Survey.



9. Accuracy of post election audit.

2018	2020	2022
Not selected for audit	Not selected for audit	Not selected for audit

10. Creditworthiness

	2020	2021	2022	2023
Bond Rating ¹²	AA	AA	AA	AA
Long Term Debt ¹³	\$3,758,700	\$2,675,679	\$1,634,468	\$ 676,423

11. Financial Management¹⁴

	2020	2021	2022	2023
Unmodified audit on financial statements	✓	✓	✓	✓

12. Financial Condition¹⁵

	2020	2021	2022	2023
General Fund Property Tax Levy	\$3,553,246	\$3,631,417	\$3,777,244	\$3,823,887
Total Net Position ¹⁶	\$24,559,835	\$24,942,747	\$24,116,061	\$25,111,417
Percent of General Fund Balance to Expenditures	59.7%	58.6%	60.0%	64.4%

¹² Bond rating issued by Standard and Poor's. The rating scale ranges from AAA (highest credit quality) to D (in default). The City's bond rating is two steps below AAA.

¹³ Data obtained from the City of Spring Lake Park's Audited Financial Statements.

¹⁴ Data obtained from the City of Spring Lake Park's Audited Financial Statements.

¹⁵ All figures come from the City of Spring Lake Park's Audited Financial Statements.

¹⁶ Total net position includes cash and assets, minus depreciation, held by the City.

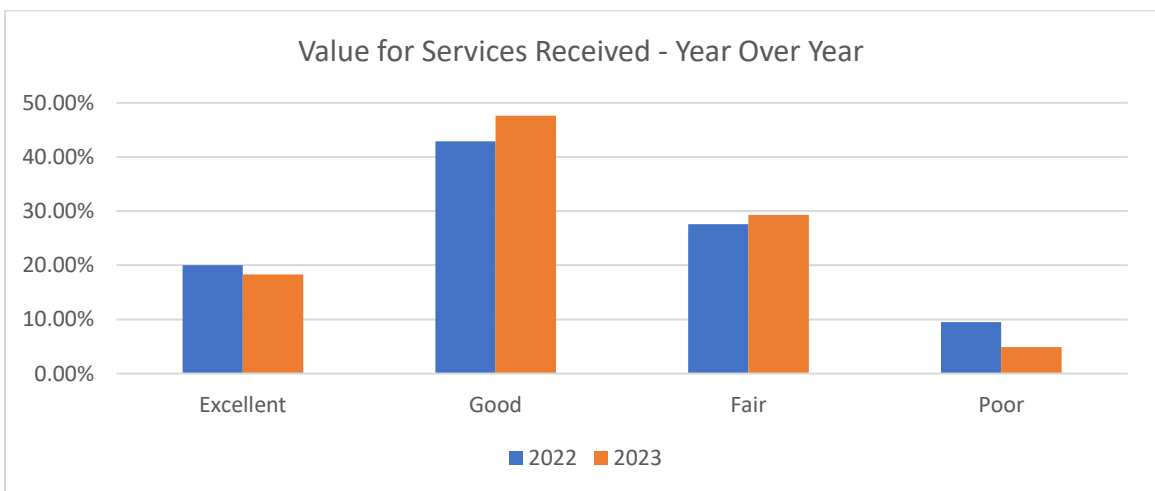
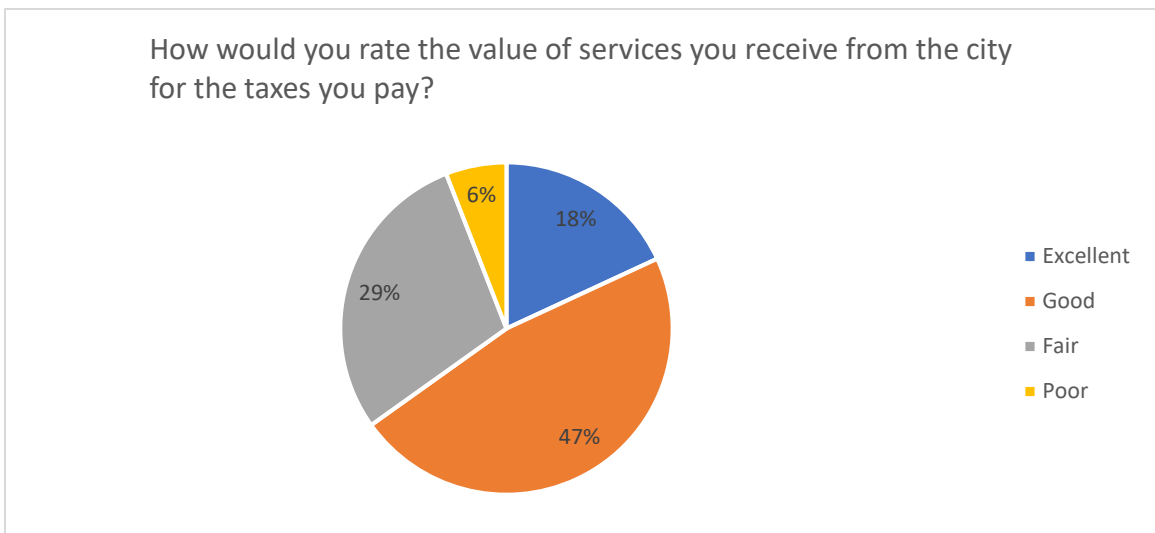
13. Property Values¹⁷

	2020	2021	2022	2023
Taxable Market Value	\$682,092,700	\$701,908,000	\$852,063,500	916,481,300
% Change in Market Value	N/A	2.90%	21.39%	7.56%

14. Tax Rate¹⁸

	Pay 2021	Pay 2022	Pay 2023	Pay 2024
City Tax Rate	44.810%	47.110%	37.285%	37.811%

15. Value of City Services in Comparison of Taxes Paid (Citizen Rating)¹⁹



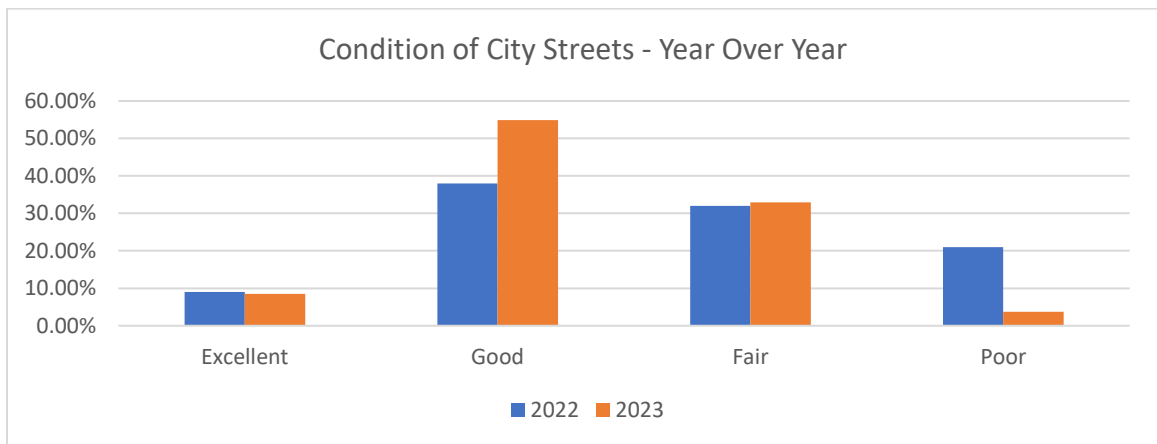
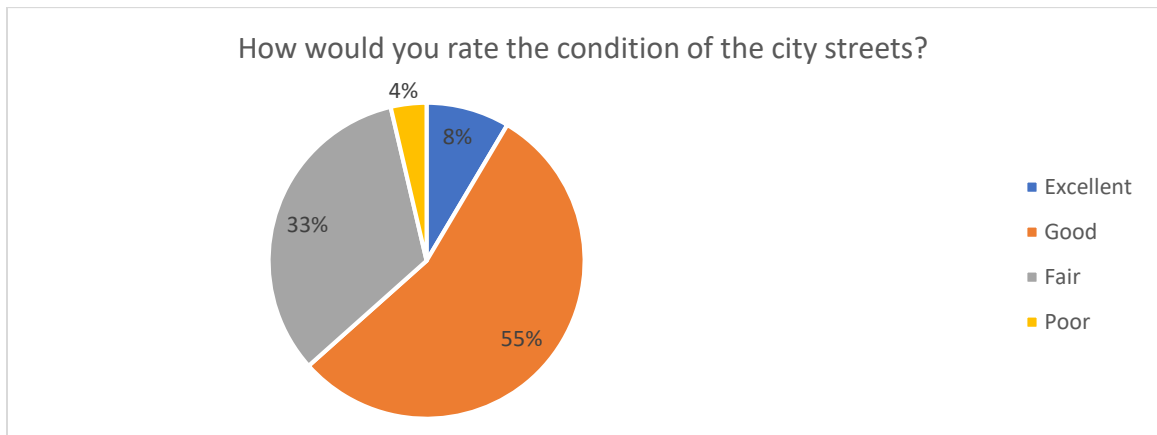
¹⁷ Figures provided by Anoka County and Ramsey County.

¹⁸ Tax rates provided by Anoka County, which serves as the City's home auditor.

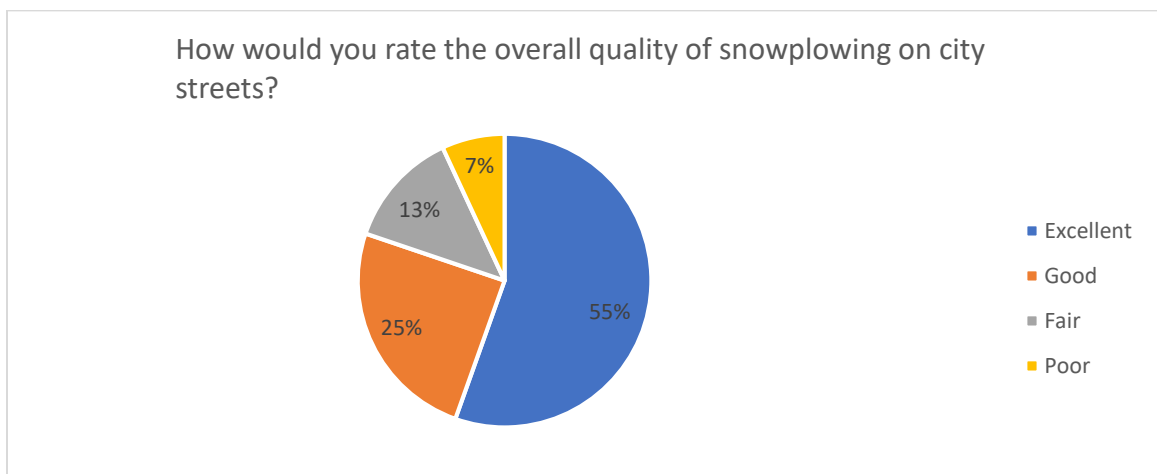
¹⁹ City of Spring Lake Park 2024 Citizen Survey.

General Government Infrastructure Condition

16. City Roads (Citizen Rating)²⁰

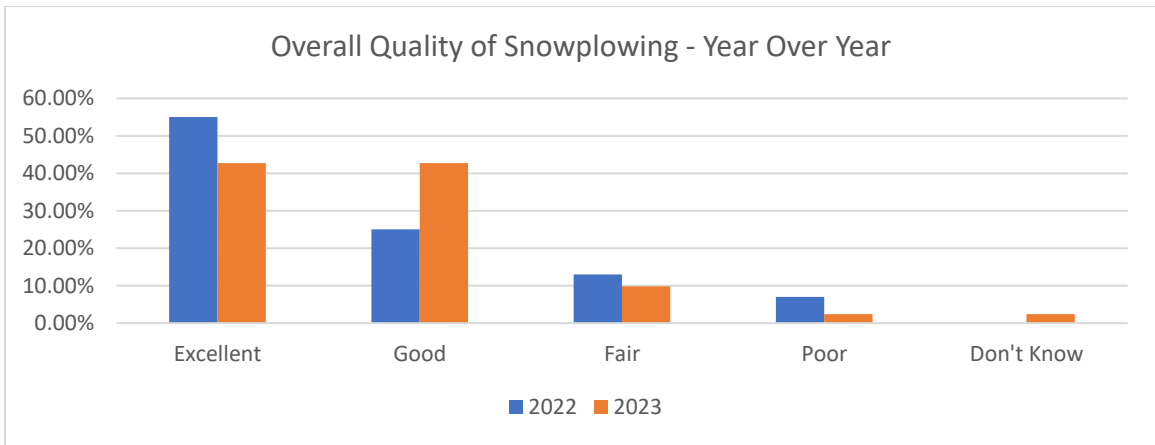


17. Snowplowing (Citizen Rating)²¹



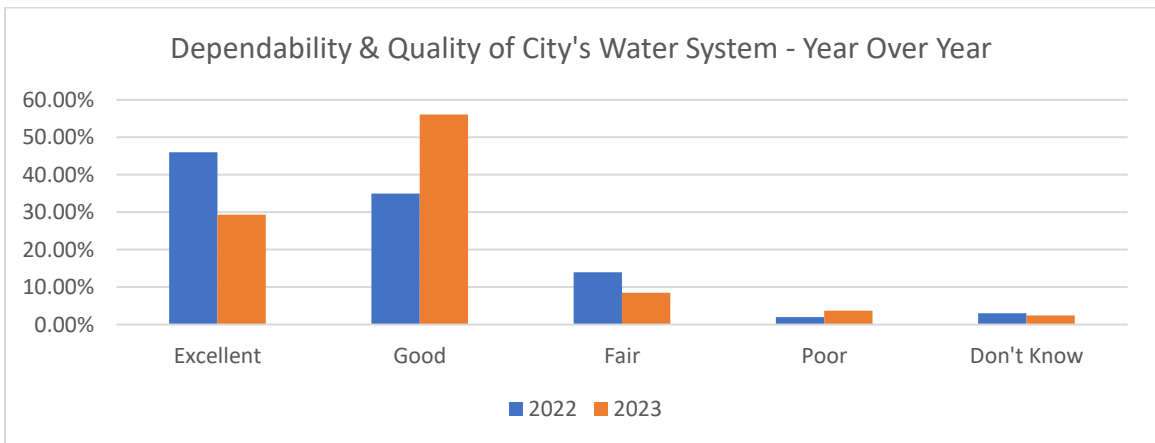
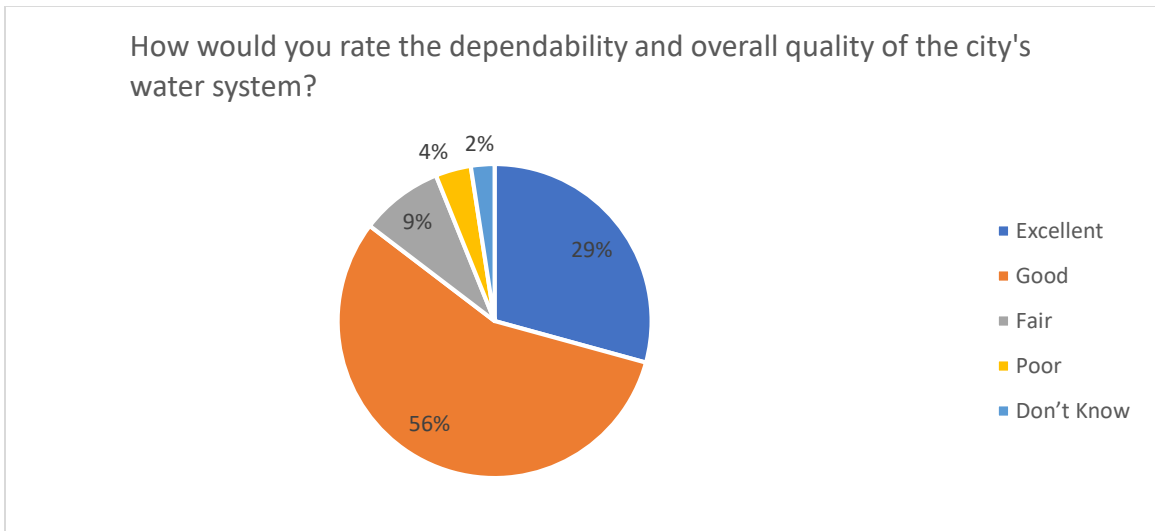
²⁰ City of Spring Lake Park 2024 Citizen Survey.

²¹ City of Spring Lake Park 2024 Citizen Survey.



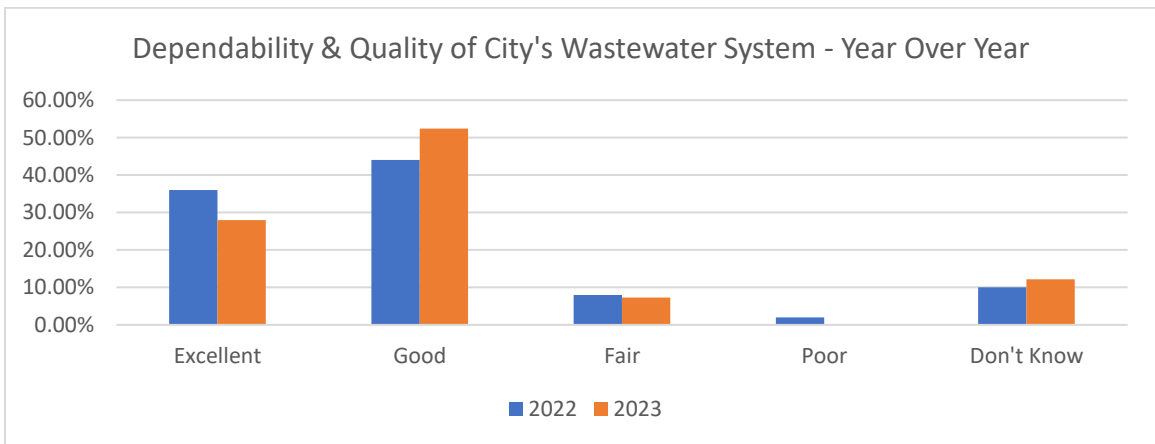
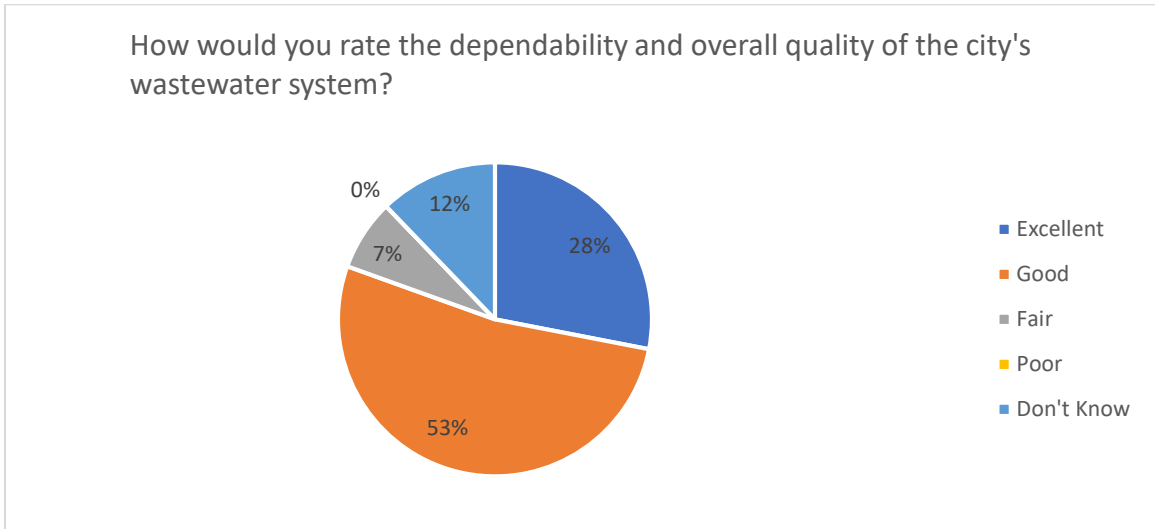
Public Utility Infrastructure

18. Water quality (Citizen Rating)²²

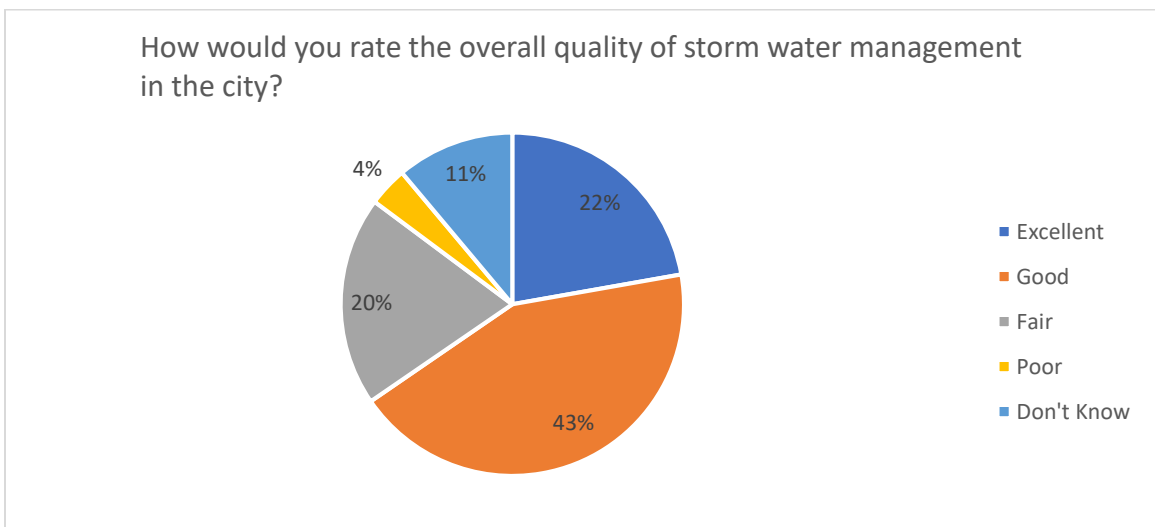


²² City of Spring Lake Park 2024 Citizen Survey.

19. Sanitary Sewer (Citizen Rating)²³

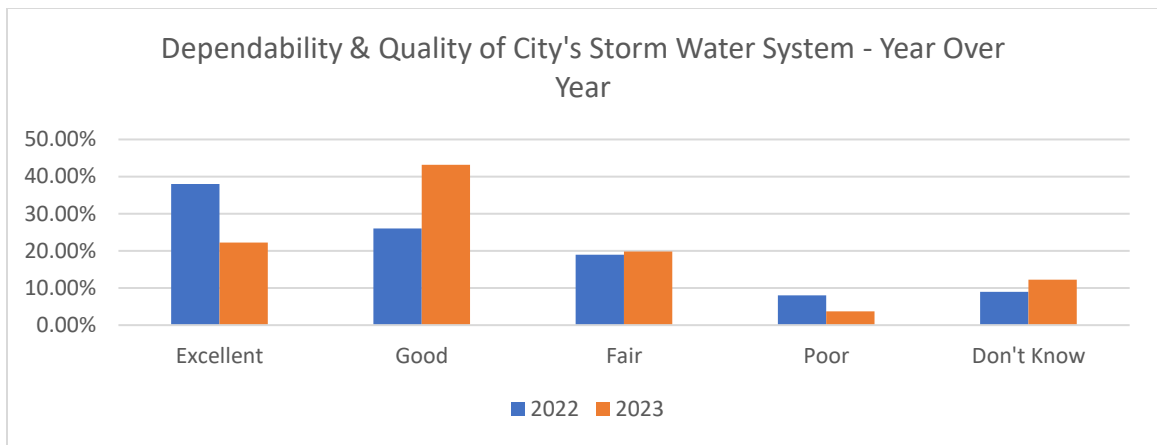


20. Stormwater Management (Citizen Rating)²⁴



²³ City of Spring Lake Park 2024 Citizen Survey.

²⁴ City of Spring Lake Park 2024 Citizen Survey.

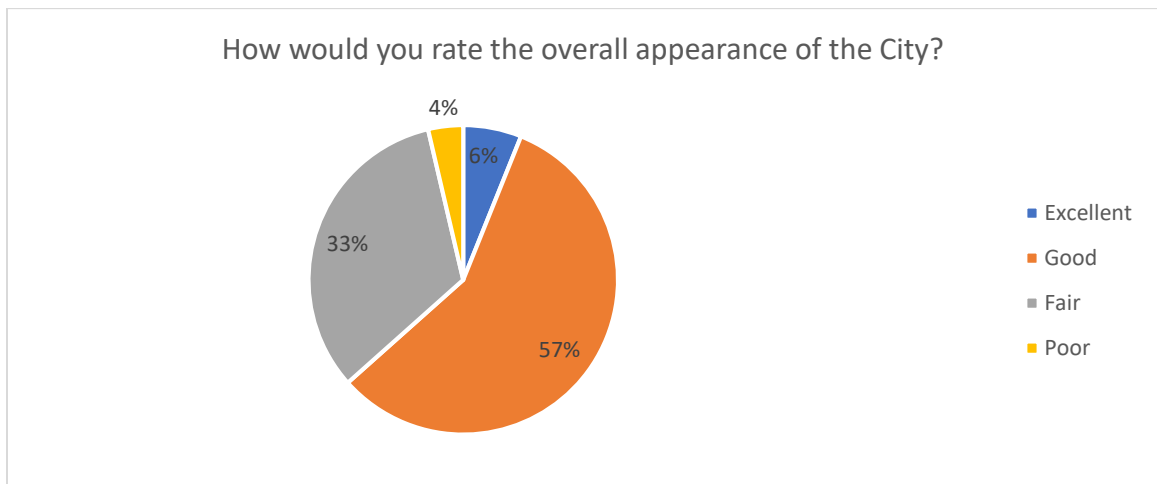


Quality of Life

21. Development Activity²⁵

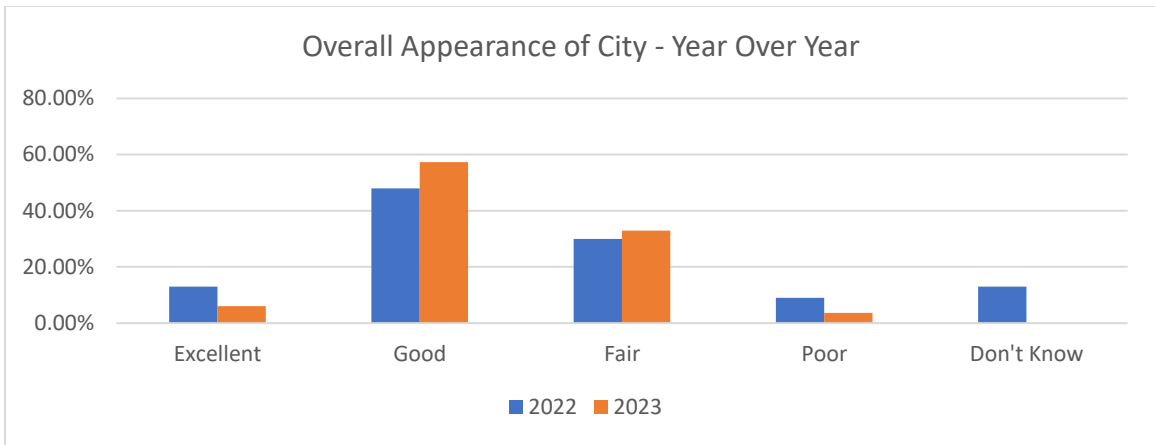
	2020	2021	2022	2023
Permits Issued	20	17	15	6
Fees Collected	\$104,774	\$138,470	\$122,303	\$127,056
Valuation of Work	\$3,356,464	\$4,698,321	\$2,704,696	\$2,228,900

22. City Appearance (Citizen Rating)²⁶

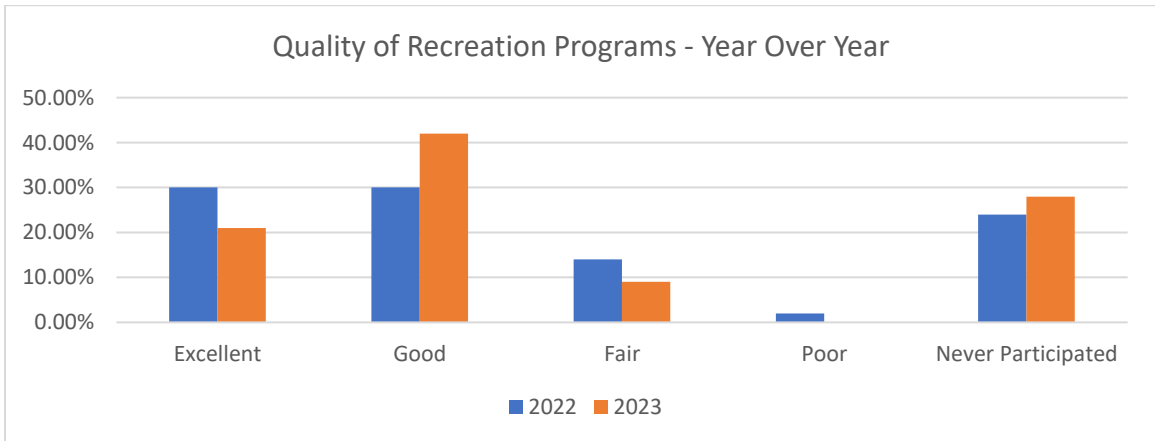
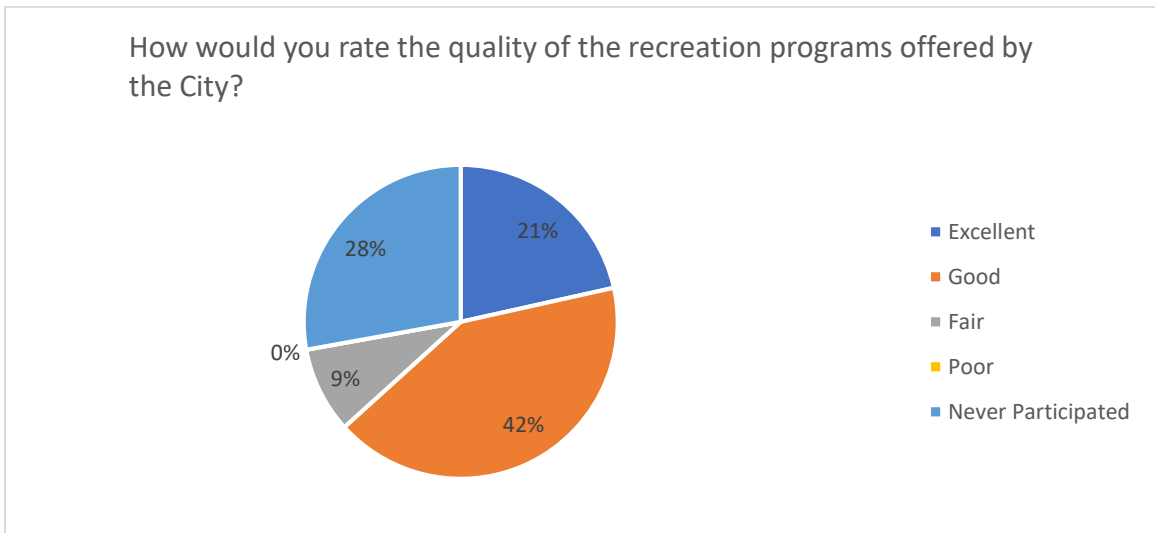


²⁵ Data obtained from the Municipal Fee and Expense Report, Department of Labor and Industry

²⁶ City of Spring Lake Park 2024 Citizen Survey.



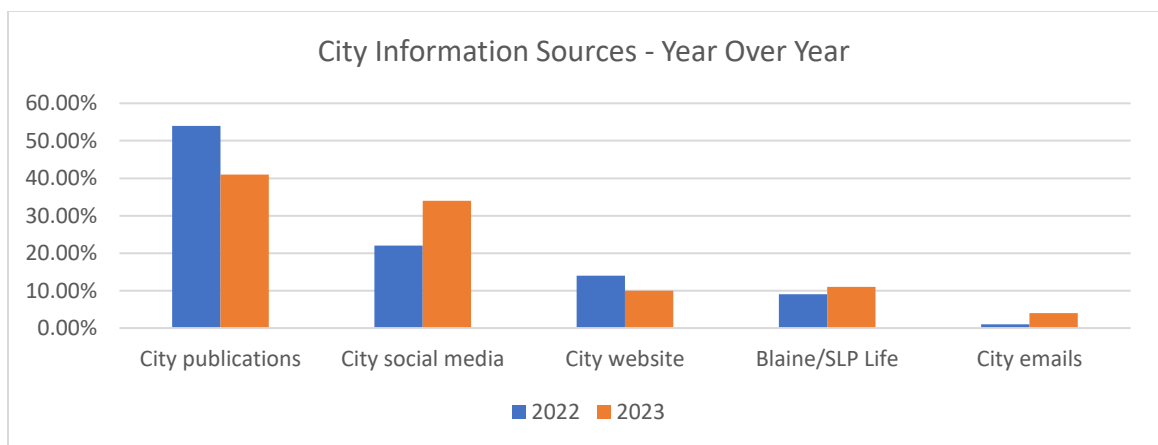
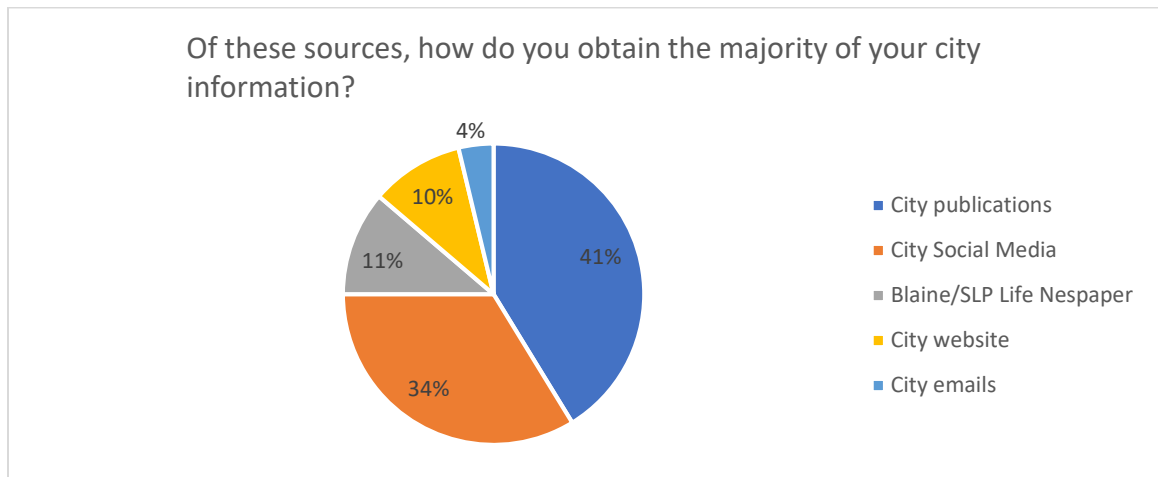
23. Quality of Recreation Programs Offered by the City (Citizen Rating)²⁷



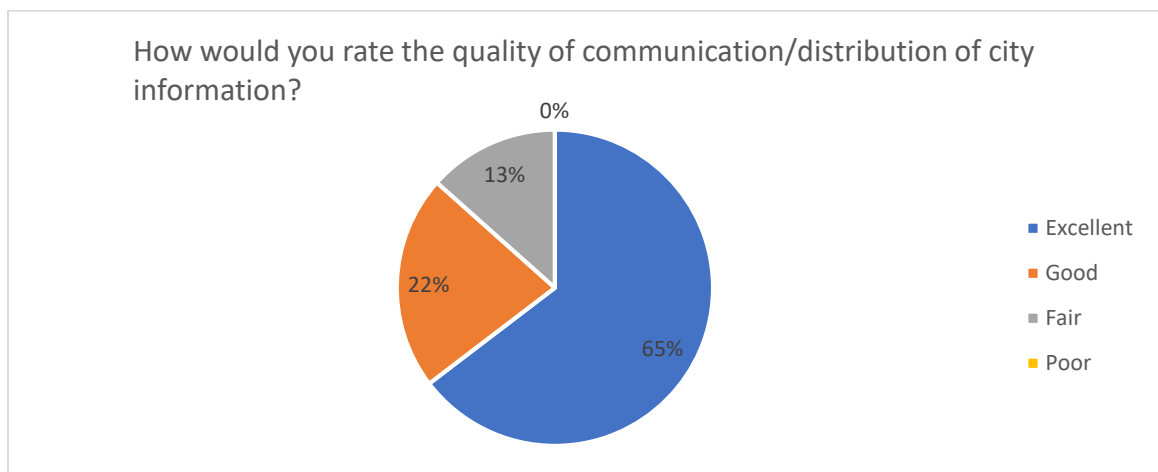
²⁷ City of Spring Lake Park 2024 Citizen Survey.

Public Communication/Community Involvement

24. How Residents Obtain a Majority of City Information (Citizen Rating)²⁸

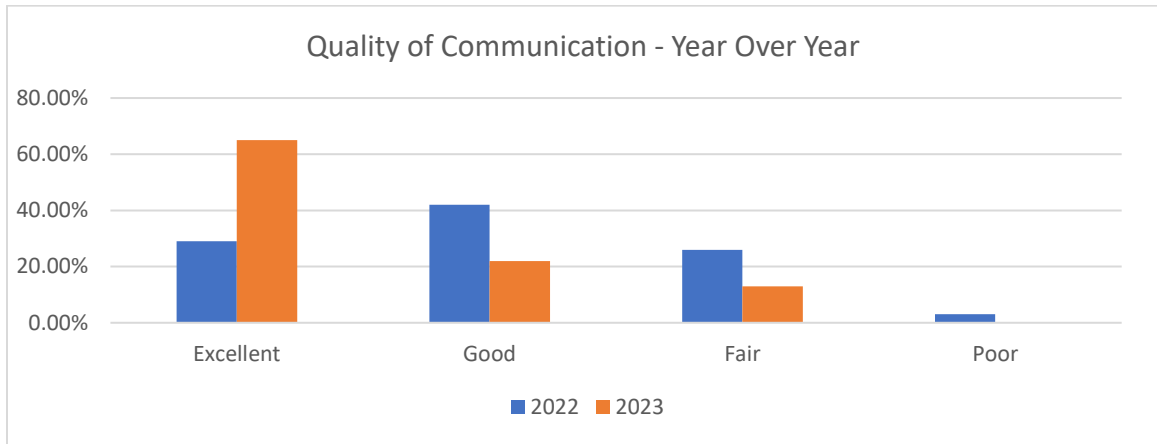


25. Quality of Communications/Distribution of City Information (Citizen Rating)²⁹



²⁸ City of Spring Lake Park 2024 Citizen Survey.

²⁹ City of Spring Lake Park 2024 Citizen Survey.



26. Social Media Followers³⁰

	2022	2023
City Facebook	1,299	1,392
Police Department Facebook	4,084	4,908
Recreation Facebook	1,435	1,636
City X (formerly Twitter)	527	541
City LinkedIn	66	141

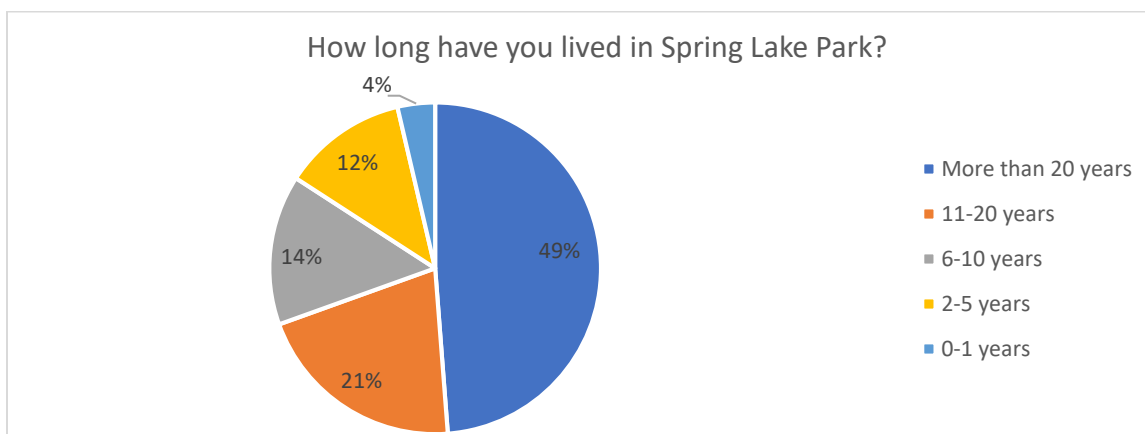
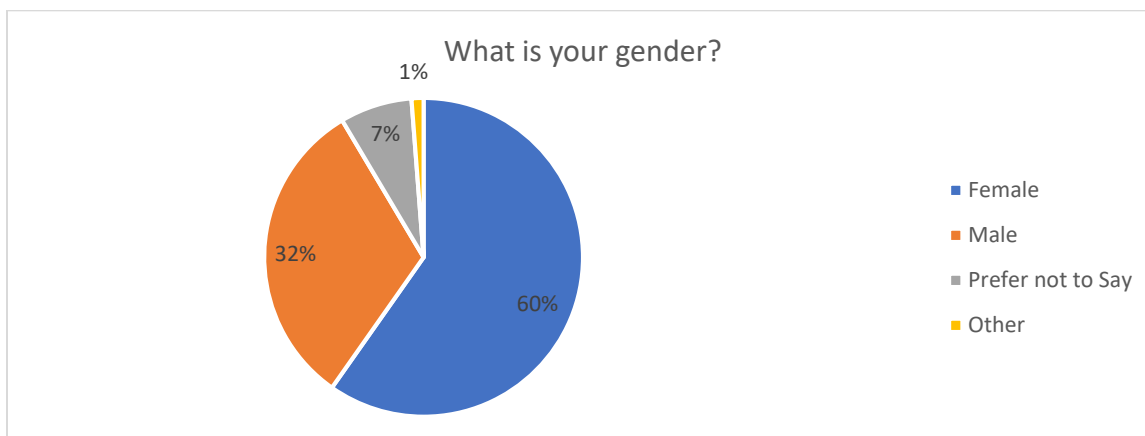
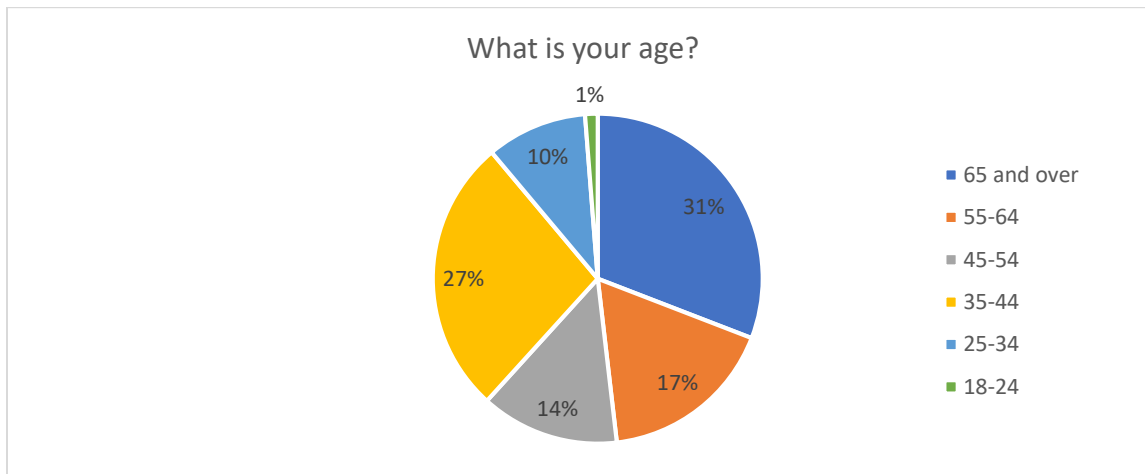
27. Meeting Viewership³¹

	2020	2021	2022	2023
Online Views of City Meetings	696	878	721	864

³⁰ Facebook.com; X.com

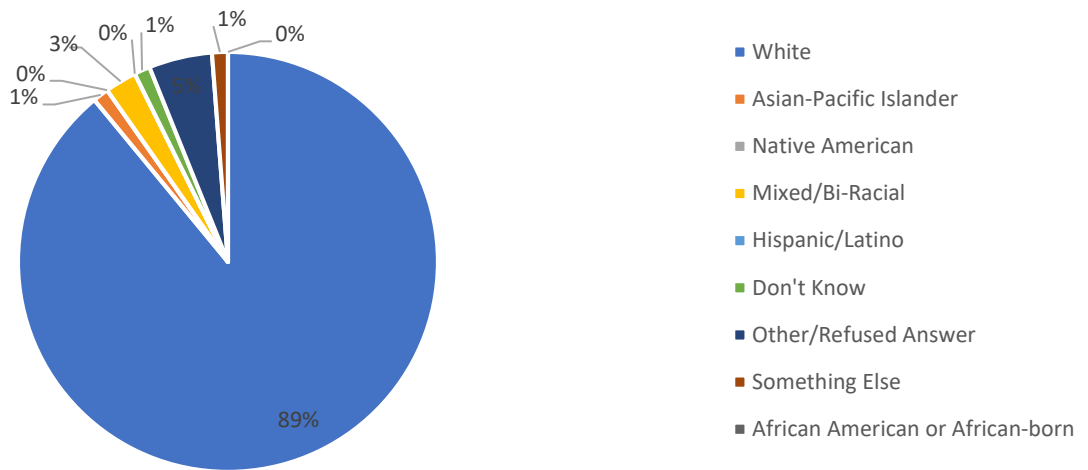
³¹ Data provided by North Metro Telecommunications Commission

Appendix A - Survey Respondent Demographics³²



³² City of Spring Lake Park 2024 Citizen Survey

Which of the following categories represents your race/ethnicity?



Thinking about your household finances, how would you describe your financial situation? Would you say that:

