

Resolution No. 24-31
Stearns County Board of Commissioners
State Performance Measures

WHEREAS, Benefits to Stearns County for participation in the Minnesota Council on Local Results and Innovation's comprehensive performance measurement program are outlined in MS 6.91 and include eligibility for a reimbursement as set by State statute; and

WHEREAS, Any county participating in the comprehensive performance measurement program is also exempt from levy limits for taxes, if levy limits are in effect; and

WHEREAS, The Stearns County Board of Commissioners has adopted and implemented at least 10 of the performance measures, as developed by the Council on Local Results and Innovation, and a system to use this information to help plan, budget, manage and evaluate programs and processes for optimal future outcomes; and

NOW THEREFORE LET IT BE RESOLVED THAT, The Stearns County Board of Commissioners will continue to report the results of the performance measures to its citizenry by the end of the year through publication, direct mailing, posting on the County's website, or through a public hearing at which the budget and levy will be discussed and public input allowed.


BE IT FURTHER RESOLVED, Stearns County will submit to the Office of the State Auditor the actual results of the performance measures adopted by the Stearns County Board of Commissioners.

Adopted by the Stearns County Board of Commissioners this 18th day of June 2024.



Tarryl Clark, Chair
Stearns County Board of Commissioners

Attest: _____



Randy R. Schreifels, Auditor – Treasurer
Clerk to the Board
Stearns County Board of Commissioners

Stearns County Property Assessment Services Quintile Reassessment Review Performance Measure How well are we doing?

Performance Measure: Evaluate compliance with reassessment inspection interval standards established by law, M.S. 273.08 and M.S. 273.01

Supports County Mission: Provide Exceptional Public Services to Assure a Safe, Healthy, Vibrant County for All.

Supports County Value: **Professional:** We are ethical, reliable, accountable for our actions, and strive for continuous improvement.

Approachable: We provide prompt and courteous attention to the people we serve.

Responsive: We strive for excellence and evaluate each person’s satisfaction through positive contact, equitable treatment, and by being reliable, timely, and accurate.

Collaborative: We engage and embrace others by being objective and open to new ideas and suggestions while working within the legal and budgetary parameters that govern our work.

Fair & Equitable: We promote trust in the property assessment process and conduct our work in accordance with laws, policies, rules, and performance standards that serve as a means to removing disparities and achieving fair and equitable treatment for all.

Point of Contact: Jake Pidde, County Assessor

Performance Objective: The assessor shall view and establish the market value of each parcel of real property listed for taxation, including the value of all improvements and structures, at maximum intervals of five years. At least one-fifth (20%) of the parcels listed shall be appraised each year with reference to their value on January 2 preceding the assessment.

Quintile Reassessment Year	County	State Average
2023	99.8%	95.9%
2022	99.3%	95.0%

2021	98.8%	95.9%
2020	99.8%	94.8%
2019	99.7%	94.6%

Executive Summary

The quintile reassessment standard has been met. An audit was performed by the Department of Revenue during 2023 and it was noted that the Assessor's Office has a well-documented plan and progress is monitored regularly.

- The county has a quintile plan. It is stored in an electronic format and is accessible to staff and local assessors. The plan includes all jurisdictions in the county along with parcel counts, persons responsible for each portion of the quintile, taxable and exempt properties, and describes the process to ensure the quintile is annually completed.
- Total parcels viewed during each twelve-month timeframe:
 - 2023-2024 Reviewed 12,468 parcels or 23.63% of the total parcel count
 - 2022-2023 Reviewed 14,172 parcels or 26.73% of the total parcel count
 - 2021-2022 Reviewed 14,208 parcels or 26.96% of the total parcel count
 - 2020-2021 Reviewed 14,962 parcels or 28.52% of the total parcel count
 - 2019-2020 Reviewed 12,478 parcels or 23.86% of the total parcel count
- Number of parcels still requiring inspection: (2023-2024) 19 parcels, (2022-2023) 331 parcels, (2021-2022) 621 parcels, (2020-2021) 22 parcels, (2019-2020) 87 parcels.

Source: Stearns County Assessor's Office & Minnesota Department of Revenue, Property Tax Services Report, 2/16/2024

Stearns County Auditor-Treasurer

Debt Service Performance Measure

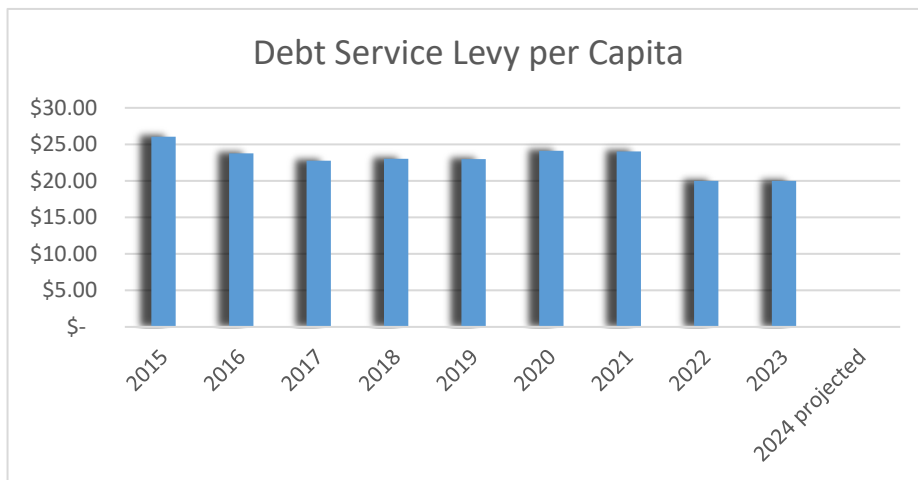
How well are we doing?

Performance Measure: Debt Service Levy per Capita

Supports County Mission: Provide Exceptional Public Services to Assure a Safe, Healthy, Vibrant County for All

Point of Contact: Randy Schreifels

Efficiency & Effectiveness Measures (How well are we doing / Are we better off?)



	Outstanding Debt per Capita	Debt Service Levy	Debt Service Levy per Capita
2014	\$131.06	\$4,864,788	\$31.77
2015	120.74	4,026,109	26.02
2016	99.32	3,696,680	23.75
2017	76.38	3,586,132	22.75
2018	107.15	3,666,863	23.15
2019	80.68	3,704,340	23.00
2020	56.39	3,852,480	24.11
2021	44.95	3,852,480	24.02
2022	37.53	3,218,100	19.98
2023	33.59	3,218,100	19.98
Adopted 2024	0	0	0

Executive Summary

During 2024 the County became debt free.

Stearns County's population over the past ten years has increased slightly each year with a 1-2% annual growth rate. The total general obligation debt of the County, paid for by the County's debt service levy, has been up and down based on needs of the county. The debt service levy and outstanding debt per capita is calculated by taking the total debt service tax levy or outstanding debt divided by the total population of the county.

When calculating the outstanding debt for the calculation, the County removed those bond issues that will be repaid by special assessment revenue on specific individuals. Also, the amounts above assume population in 2023 and 2024 were equivalent.

Stearns County Auditor-Treasurer

Bond Rating Performance Measure

How well are we doing?

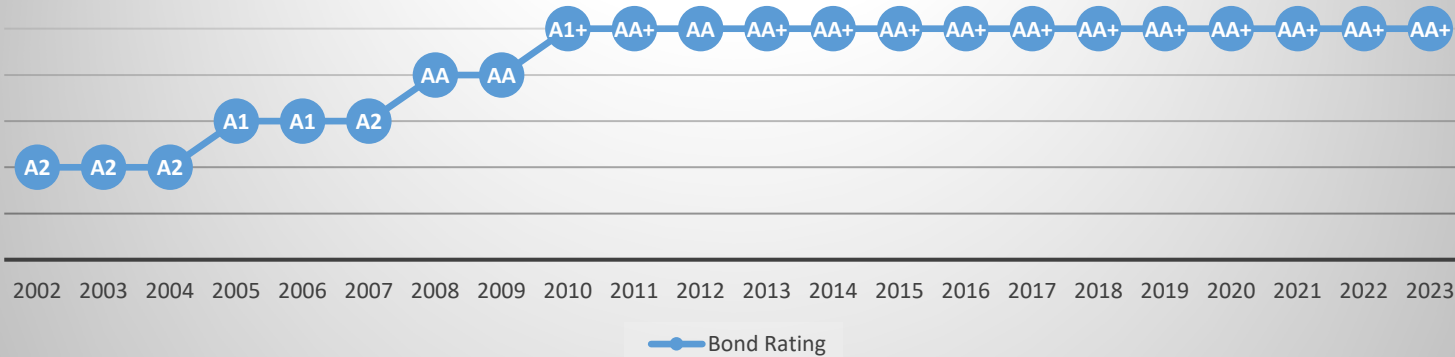
Performance Measure: Bond Rating

Supports County Mission: Provide Exceptional Public Services to Assure a Safe, Healthy, Vibrant County for All

Point of Contact: Randy Schreifels

Efficiency & Effectiveness Measures (How well are we doing / Are we better off?)

Bond Rating



Executive Summary

Stearns County has been at AA+ bond rating since 2010. With property taxes providing a significant portion of Stearns County's funding, it is vital that the community can have faith that the County is stable and less likely to default on its obligations. Although Stearns County doesn't control all the factors that go into the rating, strong fiscal management policies and practices are key contributors to the credit ratings given. The County will continue to strive to achieve the highest rating, or AAA.

A bond rating is an assessment of the County's ability to pay its financial obligations. These credit ratings usually appear in the form of alphabetical letter grades (for example, 'AAA' and 'BAA3') and are intended to give you an estimation of the relative level of credit risk of a bond, a company, or government as a whole.

Credit ratings are opinions about credit risk that express an opinion about the ability and willingness of the issuer to meet its financial obligations in full and on time. Local economic factors such as unemployment influence these ratings as well as internal and management controls within Stearns County. Fund balances, fiscal policies and budget variances also impact the ratings.

Stearns County Human Services
Public Health Division
General Life Expectancy Performance Measure
How well are we doing?

- Performance Measure:** Average Number of Years a Person can be Expected to Live
- Supports County Mission:** Provide Exceptional Public Services to Assure a Safe, Healthy, Vibrant County for All
- Supports County Value:** Responsive: We serve our clients and customers with a keen awareness of their needs.
- Point of Contact:** Melissa Huberty
- Performance Objective:** Tracking the average number of years that a person can expect to live helps in planning for disabling illnesses or injuries.

Efficiency & Effectiveness Measures (How well are we doing / Are we better off?)	Stearns County	Minnesota	United States
2019 Life expectancy (years)	82.2	80.9	79.1
2020	82.2	80.9	79.1
2021	82.1	80.9	79.2
2022	81.1	80.4	78.5
2023	81.1	80.4	78.5

Source: County Health Rankings & Roadmaps- National Center for Health Statistics - Natality and Mortality Files; Census Population Estimates Program

**Stearns County Human Services
Public Health Division
Tobacco and Alcohol Use Performance Measure
How well are we doing?**

Performance Measure: Tobacco and Alcohol Use

Supports County Mission: Provide Exceptional Public Services to Assure a Safe, Healthy, Vibrant County for All

Supports County Value: Responsive: We serve our clients and customers with a keen awareness of their needs.

Point of Contact: Melissa Huberty

Performance Objective: Reduce behaviors that lead to unhealthy behaviors.

Efficiency & Effectiveness Measures (How well are we doing / Are we better off?)	U.S. Rate	Minnesota Rate	Stearns County Rate
2021 Adult smoking	17%	16%	19%
2022 Adult smoking	16%	15%	18%
2023 Adult smoking	16%	14%	18%
2021 Excessive drinking	19%	23%	23%
2022 Excessive drinking	20%	23%	28%
2023 Excessive drinking	19%	22%	22%

Executive Summary
Tobacco and alcohol use are indicators of unhealthy behavior that impact long-term healthcare costs for the community.

Source: **CountyHealthRankings.org & Center for Disease Control**

Stearns County Parks Department
Park Attendance Performance Measure
How well are we doing?

- Performance Measure:** Park Attendance per 1,000 Residents
- Supports County Mission:** Provide Exceptional Public Service to Assure a Safe, Healthy, Vibrant County for all.
- Supports County Value:** Approachable; We are eager to serve, friendly, helpful, and treat every with respect and dignity.
Responsive; We serve our clients and customers with a keen awareness of their needs.
- Point of Contact:** Ben Anderson
- Performance Objective:** To measure how well the Parks Department is meeting the needs of our resident's desire and need for outdoor recreational space.

Executive Summary
<p>We estimate approximately 635,411 people used a Stearns County Park or Recreational Trail in 2023.</p> <ul style="list-style-type: none">• Stearns County population estimate as of July 1, 2023 was 160,977 (US Census Bureau)• $160,977 \text{ residents} / 1,000 = 160.977$• $635,411 / 160.977 = 3,947$ park visitors per 1,000 residents or 3.95 park visitors per Stearns County resident <p>*Overall based off our vehicle counters and park staff observations we saw an increase in the number of people using our parks and recreational trails in 2023.</p> <ul style="list-style-type: none">• 2021 we estimated 3,906 visitors per 1,000 residents• 2022 we estimated 3,819 visitors per 1,000 residents• 2023 we estimated 3,947 visitors per 1,000 residents <p>(Our data continues to get better each year as we continue to gather visitor data from vehicle counters)</p>

Stearns County Highway Department
Pavement Ratings Performance Measure
 How well are we doing?

Performance Measure: Pavement Condition Ratings

Supports County Mission: Provide Exceptional Public Services to Assure a Safe, Healthy, Vibrant County for All

Supports County Value: **Professional:** We are ethical, reliable, accountable for our actions, and strive for continuous improvement.
Responsive: We serve our clients and customers with a keen awareness of their needs.

Point of Contact: Jodi Teich

Efficiency & Effectiveness Measures (How well are we doing/Are we better off?)	Goal	2020 Review	2022 Review
Pavement in Poor Condition	Less than 5%	2.7%	1.9%
Pavement in Fair Condition	18 – 20%	15.3%	12.8%
Pavement in Good/Excellent Condition	More than 75%	82%	85.3%
Executive Summary			
<p>Maintaining pavement is important from the standpoint of both user satisfaction (no one likes to drive on a rough road) and long-term performance (properly maintained roads last longer). Stearns County’s pavements are rated every two years by MnDOT. Pavement ratings can be updated in the county’s database as they are improved between official ratings, but the increased testing by MnDOT will provide more accurate data for county analysis. Pavement ratings fall into three categories: Poor (PQI = 0.0 – 2.4); Fair (PQI = 2.5 – 3.0); or Good/Excellent (PQI = 3.1 or higher)</p>			

Stearns County Highway Department
Snow Removal Performance Measure
 How well are we doing?

Performance Measure: Snow/Ice Removal Times on County Highway System

Supports County Mission: Provide Exceptional Public Services to Assure a Safe, Healthy, Vibrant County for All

Supports County Value: **Responsive:** We serve our clients and customers with a keen awareness of their needs.

Point of Contact: Jodi Teich

Target/Deliverable	Progress
<p>One complete round on each plow route takes 4 to 4.5 hours, even in heavy snow and ice events.</p> <ul style="list-style-type: none"> • <u>High traffic volume, areas of high collection and major connection routes with more than 2500 cars a day</u>; Single pass with the plow in each lane with salted or sanded hills, curves and intersections within 4 hours of the start of the shift. Intermittent bare single wheel paths within 18 hours. • <u>Areas of rural collection, moderate to high volume with daily traffic counts between 250 and 2500 cars a day</u>; Single pass with the plow in each lane with salted or sanded hills, curves and intersections within 5 hours of the start of the shift. Intermittent bare single wheel paths in each lane within 48 hours. • <u>Low volume traffic counts with less than 250 cars a day</u>; Single pass with the plow in each lane with salted or sanded hills, curves and intersections within 18 hours of the end of the storm. Snow compaction on gravel roads should be expected. The Highway Department cannot ensure intermittent bare pavement, but will salt/sand, hills curves and intersections on paved roads. 	<p>The county's snow and ice control operations have experienced varying response times, with plow routes averaging 4-4.5 hours. While traffic on higher-paved roads has seen improved response times, gravel road maintenance has been delayed due to contracting issues, leading to a decision to discontinue these contracts before the 2024-2025 season. The St. Cloud district's second shift was paused due to contract language disagreements and staffing issues, resulting in increased snow and ice control complaints. Efforts will continue to optimize service levels and discuss reinstating the second shift with the union.</p>

Executive Summary

Stearns County's Highway Department prioritizes public safety and efficient use of public funding during winter months, focusing on removing snow and ice from over 950 miles of roadways. The department strives to balance these priorities, ensuring that public safety is never compromised, while also optimizing routes to effectively respond to traffic needs. With an average plow route taking around 4-4.5 hours, current staffing supports only one shift, with routes regularly reviewed to ensure equitable distribution of lane miles and optimal route optimization.

Environmental Services
Recycling Rate Performance Measure
 How well are we doing?

Performance Measure: *Meet or exceed the target rate set by the State for Greater Minnesota (35%).*

Supports County Mission: Provide Exceptional Public Services to Assure a Safe, Healthy, Vibrant County for All

Supports County Value: **Collaborative;** We serve the public best with teamwork and community partnerships

Point of Contact: Chelle Benson

Performance Objective: Reduce the amount of waste in the overall waste stream, reuse or recycle as many products as possible to reduce the amount of material that is landfilled.

Efficiency & Effectiveness Measures (How well are we doing / Are we better off?)	2016	2017	2018	2019	2020	2021	2022	2023	
Adjusted rate per MPCA	44.9%	41%	42.2%	33.9%	38.6%	39.6%	49.1%*		
Agricultural Plastic Recycling	Not Captured	.05%	.05%	.09%	3.3 %	1.9%	.75%	.33%**	

Executive Summary

*The recycling rate provide is based upon the SCORE report and is only available from the Minnesota Pollution Control Agency for 2022. In reviewing the various material types that make up the recycling rate we found that there was a significant increase in metals, the reasons for the increase are not evident, but are often related to commodity prices. **Stearns County as a part of Tri-County Solid Waste collects agricultural plastic in the Tri-County area. This program has seen several changes imposed by the company taking the material thus program participation has decreased as well as the amount/type of material collected. Tri-County is looking into other options for plastic wrap recycling.

Stearns County Sheriff
Response Times Performance Measure
 How well are we doing?

Performance Measure: Call Response Time

Supports County Mission: Provide Exceptional Public Services to Assure a Safe, Healthy, Vibrant County for All

Supports County Value: Responsive: We serve our clients and customers with a keen awareness of their needs.

Point of Contact: Steve Soyka

Performance Objective: Maintaining the average response time to Emergency and Priority 1 calls for service is measured by tracking monthly Sheriff's Office response times in Stearns County.

Efficiency & Effectiveness Measures (How well are we doing / Are we better off?)	2018	2019	2020	2021	2022	2023
Response time to highest priority calls (minutes)	16.33	9.40	10	9.49	11.12	10.01

Stearns County Veterans Services
Veterans Benefits Performance Measure
How well are we doing?

Performance Measure: Dollars Brought into Stearns County for Veterans Benefits

Supports County Mission: Provide Exceptional Public Services to Assure a Safe, Healthy, Vibrant County for All

Supports County Value: Responsive: We serve our clients and customers with a keen awareness of their needs.

Point of Contact: Cory Vaske

Performance Objective: Ensure local veterans receive full benefits they are entitled to.

Performance Measures and Population Information	2021	2022	2023
Estimated Veteran Population - Based on the VA's 2022 Veteran Population Study	9,300	9,528	9,286
Unique Veterans	2,968	3,123	3,288
Total Client Interactions - These represent an interaction note by department staff denoting some staff action in relation to the veteran. Examples include checking the status of a claim, making a note about an appointment or phone call with a veteran, or documenting an email exchange, etc.	8,274	9,041	10,148
Total Phone Calls - These represent the total number of incoming and outgoing phone calls, outgoing faxes, and voicemails received throughout the year.	25,771	24,975	21,984
Total Claim Submissions - Includes: Compensation Claims, Pension Claims, Supplemental Claims, VA Appeals, Supporting Evidence, and State Grants	1,661	1,606	2,396
VA Compensation and Pension Dollars - This number equals the total payments made to veterans and surviving spouses for disability compensation and non-service-connected pension within Stearns county during the given year. Disability compensation is payable to a Veteran who has a chronic injury sustained during military service. VA pension is payable to war-time veterans who meet income criteria.	\$65,477,000	\$71,513,000	\$72,103,000