

RESOLUTION NO. 2021-06-70

**RESOLUTION OF THE CITY OF ST. CLOUD, MINNESOTA
APPROVING PARTICIPATION IN THE PERFORMANCE
MEASUREMENT PROGRAM ESTABLISHED BY THE COUNCIL ON
LOCAL RESULTS AND INNOVATION**

WHEREAS, the Council on Local Results and Innovation established by the Minnesota Legislature has implemented a voluntary performance measurement and reporting program; and

WHEREAS, benefits to the City of St. Cloud for participation include a reimbursement of \$0.14 per capita annually and exemption from levy limits for taxes, if levy limits are in effect; and

WHEREAS, the Council on Local Innovations and Results has established a standard set of measurements for cities to adopt and report; and


WHEREAS, the City has adopted and implemented at least 10 of the measures in order to satisfy the program's requirements.

NOW, THEREFORE, BE IT RESOLVED, by the St. Cloud City Council;

The City of St. Cloud will report the results of the performance measures to its citizenry by the end of the year.

BE IT FURTHER RESOLVED, the City Council of St. Cloud will submit to the Office of the State Auditor the actual results of the performance measures adopted by the City.

ADOPTED by the St. Cloud City Council on the 7th day of June 2021.



Dave Kleis, Mayor

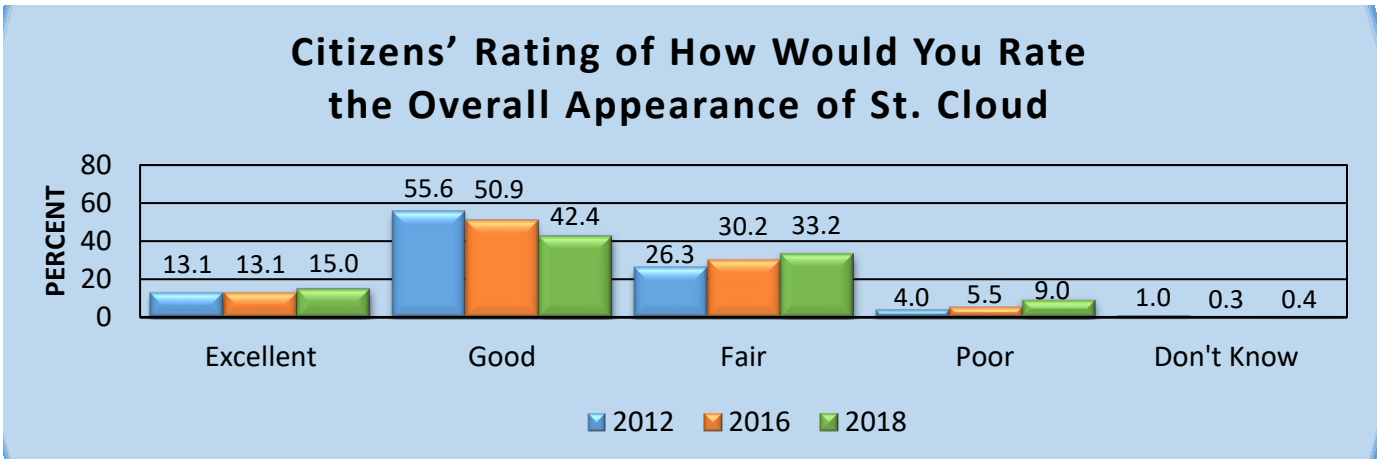
ATTEST:



Seth Kauffman, City Clerk

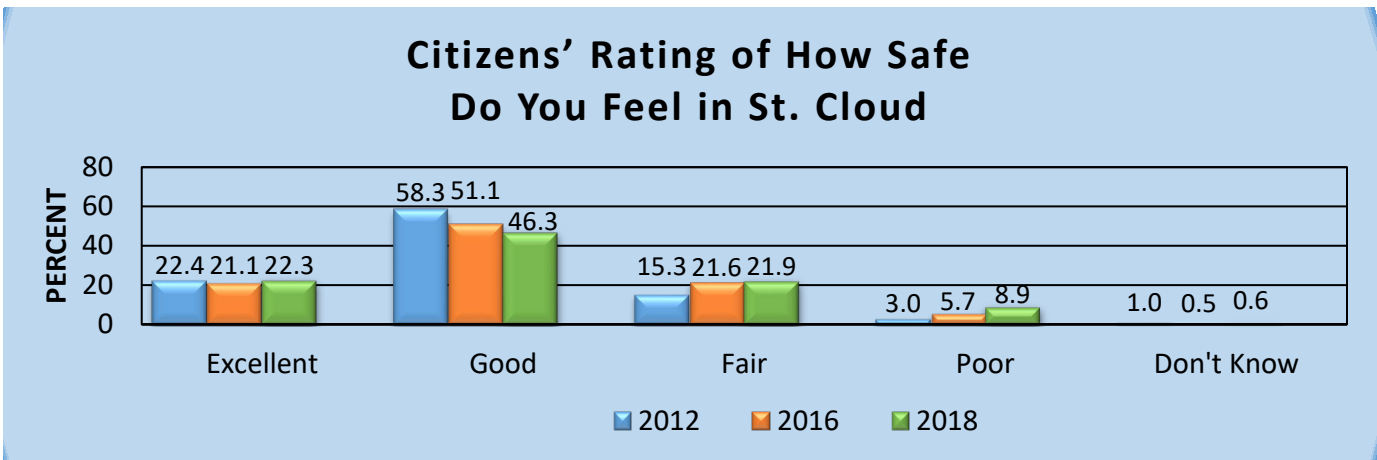
GENERAL

Measure	2017	2018	2019	2020
Percent Change in the Taxable Property Market Value	2.82%	3.54%	5.20%	4.20%
Number of Library Visits per 1,000 Population	7,423	7,796	5,814	1,955
Bond Rating	AA+	AA+	AA+	AA+



POLICE SERVICES

Measures	2017	2018	2019	2020
Part 1 Crime Rates	3,044	2,859	2,760	3,377
Part 2 Crime Rates	4,040	3,814	3,590	3,367
Part 1 Crime Clearance Rates	35.70%	31.90%	30.14%	25.47%
Part 2 Crime Clearance Rates	68.00%	62.60%	64.99%	52.12%



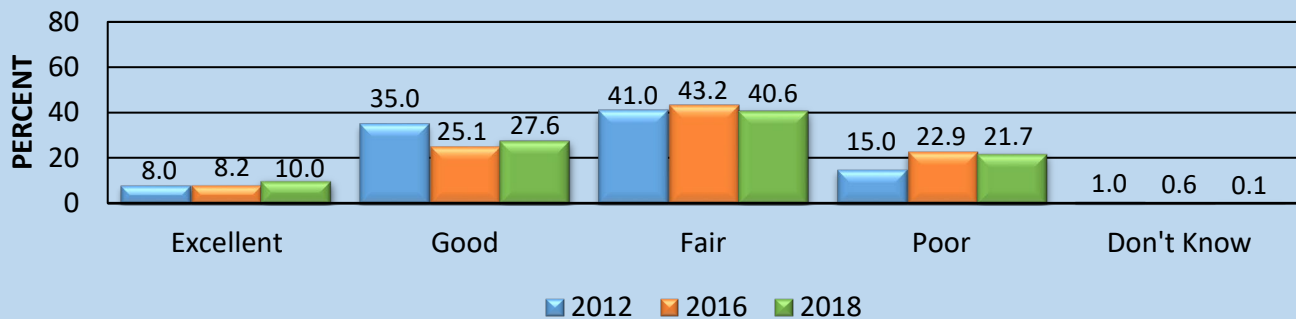
FIRE AND EMS SERVICES

Measures	2017	2018	2019	2020
Insurance Industry Rating of Fire Services	3	3	3	3
Average Fire Response Time (Minutes)	5.16	5.11	5.08	5.15
Fire Calls per 1,000 Population	2.97	2.95	2.99	3.87
Number of Fires with Loss Resulting in Investigation	40	27	23	30
EMS Calls per 1,000 Population	63.79	67.77	71.14	71.11

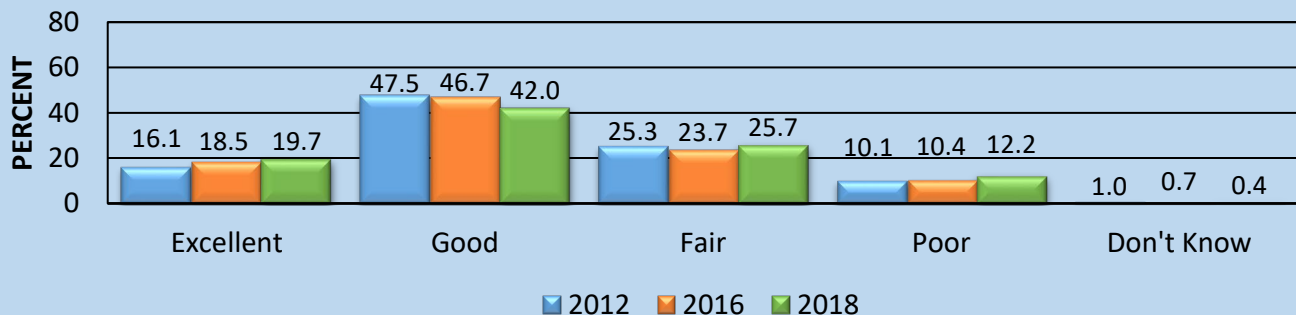
STREETS

Measures	2017	2018	2019	2020
Average City Street Pavement Condition Rating (PCI)	67.96	68.74	70.00	67.00

Citizens' Rating of How Would You Rate the Overall Physical Condition of Roads in St. Cloud

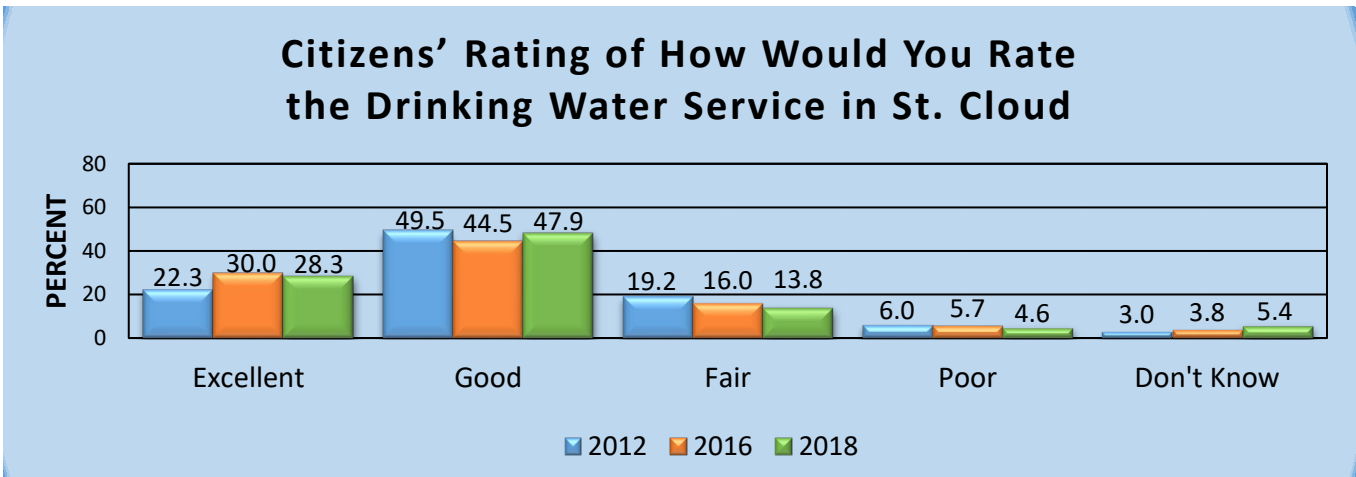


Citizens' Rating of How Would You Rate the Quality of Snow Plowing of St. Cloud's Streets



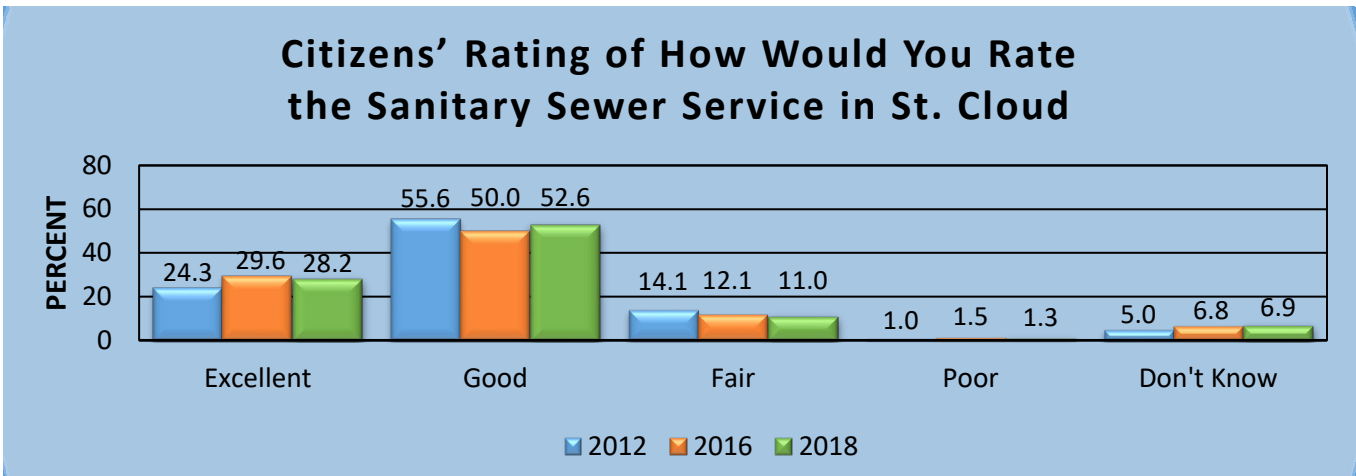
WATER

Measures	2017	2018	2019	2020
Operating Cost per 1,000,000 Gallons of Water Pumped/Produced	\$1,301	\$1,190	\$1,031	\$1,049



SANITARY SEWER

Measures	2017	2018	2019	2020
Number of Sewer Blockages on City System per 100 Connections	13	3	0	7



PARKS AND RECREATION

Citizens' Rating of How Would You Rate the Parks and Recreation Opportunities in St. Cloud

