

RESOLUTION NO. 2022-06

**STATE OF MINNESOTA
COUNTY OF ANOKA
CITY OF CIRCLE PINES**

Resolution Authorizing Participation in State Performance Measures and Continuation of the Ten City Performance Measures of the Local Results and Innovation Council

WHEREAS, Benefits to the City of Circle Pines for participation in the Minnesota Council on Local Results and Innovation's comprehensive performance measurement program are outlined in MS 6.91 and include eligibility for a reimbursement as set by State statute; and

WHEREAS, Any city participating in the comprehensive performance measurement program is also exempt from levy limits for taxes, if levy limits are in effect; and

WHEREAS, The City Council of Circle Pines has adopted and implemented at least 10 of the performance measures, as developed by the Council on Local Results and Innovation, and a system to use this information to help plan, budget, manage and evaluate programs and processes for optimal future outcomes; and

NOW THEREFORE LET IT BE RESOLVED THAT, The City Council of Circle Pines will continue to report the results of the performance measures to its citizenry by the end of the year through publication, direct mailing, posting on the city's website, or through a public hearing at which the budget and levy will be discussed and public input allowed.

BE IT FURTHER RESOLVED, The City Council of Circle Pines will submit to the Office of the State Auditor the actual results of the performance measures adopted by the city.


Adopted this 28th day of June, 2022 by the City Council of the City of Circle Pines.

5 Ayes, 0 Nays, 0 Abstention

ATTEST:



Patrick Antonen, City Administrator


Dave Bartholomay, Mayor
(Seal)



Performance Measurement Program Report

2021

Category	Measure	Notes
General - #1	Overall Quality of Services*	Excellent 36% Good 56% Fair 6% Poor 0% Don't Know 2%
General - #3	Overall Appearance*	Excellent 23% Good 65% Fair 10% Poor 2%
General - #6	Bond Rating	AA+/Stable from S&P Global April 2022
General - #7	Quality of City Rec Program & Facilities*	Excellent 40% Good 52% Fair 4% Poor 1% Don't Know 3%
Police Services - #11	Safety Rating*	Very Safe 59% Somewhat Safe 35% Somewhat Unsafe 4% Very Unsafe 2%
Fire & EMS Services - #13	Insurance Industry Rating	03/3X**
Fire & EMS Services - #14	Quality of Fire Protection Services*	Excellent 46% Good 26% Fair 2% Don't Know 26%
Fire & EMS Services - #15	Average fire response time	6 min, 35 sec
Fire & EMS Services - #16	Fire calls per 1,000 population	17.10
Fire & EMS Services - #18	EMS calls per 1,000 population	44.34
Fire & EMS Services - #19	Emergency Medical Services average response time	5 min, 59 sec
Streets - #21	Road Conditions*	Excellent 21% Good 60% Fair 16% Poor 3%
Streets - #25	Quality of Snowplowing*	Excellent 28% Good 50%

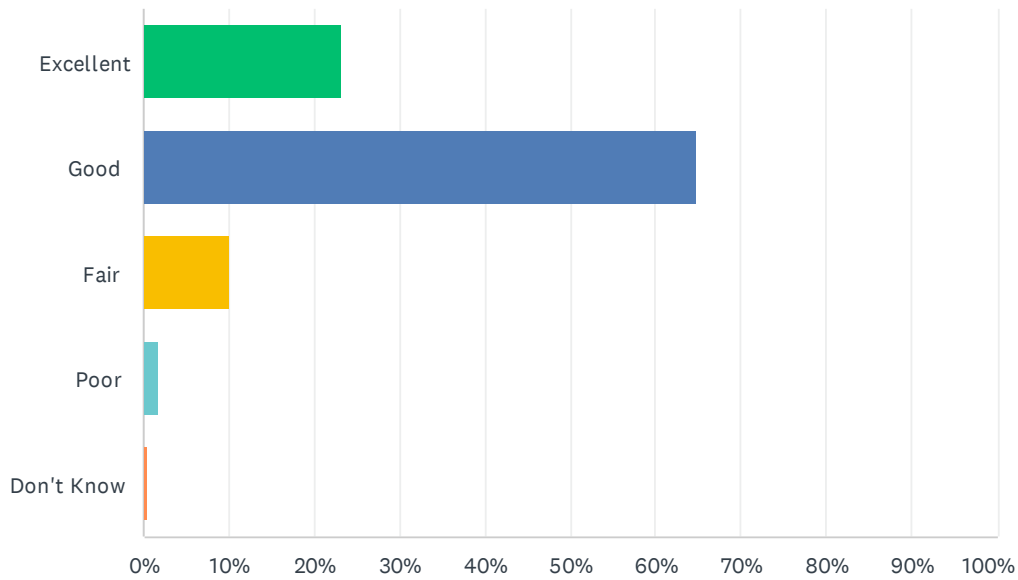
		Fair 12% Poor 5% Don't Know 5%
Water - #26	Dependability and Quality of Water Supply*	Excellent 39% Good 47% Fair 11% Poor 1% Don't Know 2%
Sanitary Sewer - #28	Dependability and Quality of Sanitary Sewer Service*	Excellent 43% Good 43% Fair 4% Poor 0% Don't Know 10%

**Survey completed: 2021; 250 responses*

***Community Classification from Public Protection Classification (PPCTM) Summary Report prepared by Insurance Services Office, Inc. on March 1, 2018*

Q1 How would you rate the overall appearance of the city?

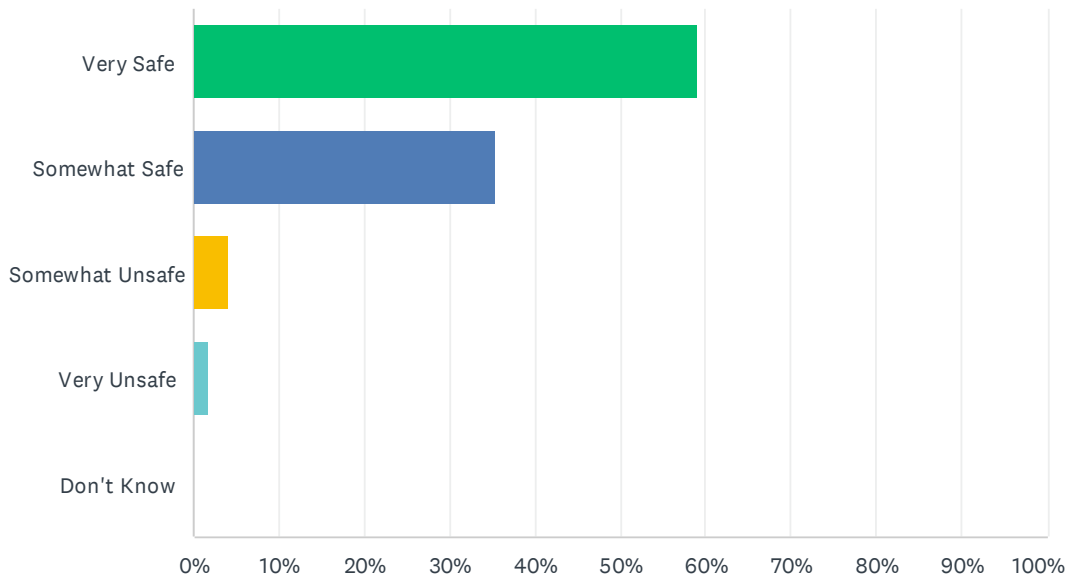
Answered: 250 Skipped: 0



ANSWER CHOICES	RESPONSES	
Excellent	23.20%	58
Good	64.80%	162
Fair	10.00%	25
Poor	1.60%	4
Don't Know	0.40%	1
TOTAL		250

Q2 How would you describe your overall feeling of safety in the city?

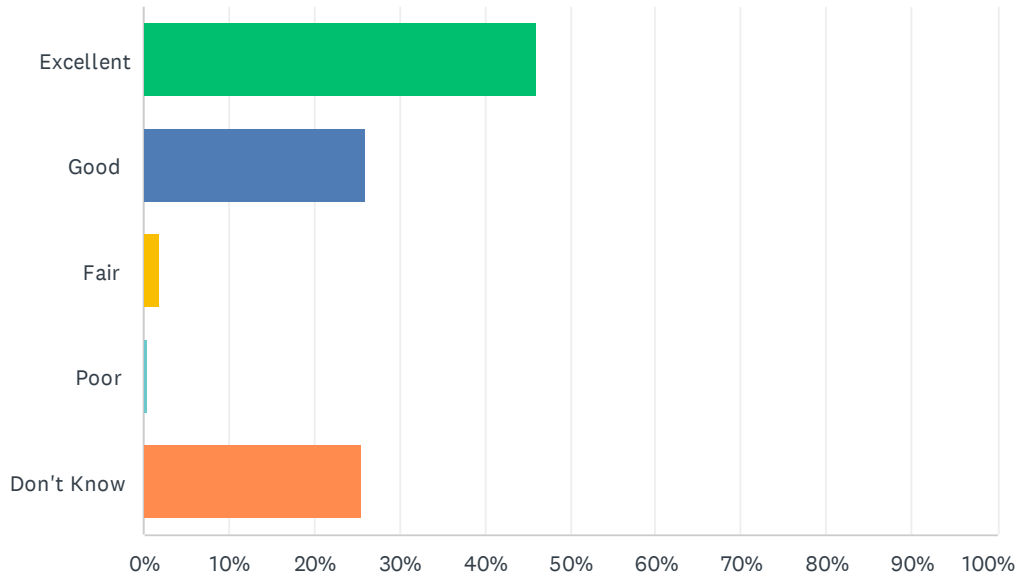
Answered: 249 Skipped: 1



ANSWER CHOICES	RESPONSES	
Very Safe	59.04%	147
Somewhat Safe	35.34%	88
Somewhat Unsafe	4.02%	10
Very Unsafe	1.61%	4
Don't Know	0.00%	0
TOTAL		249

Q3 How would you rate the overall quality of fire protection services in the City?

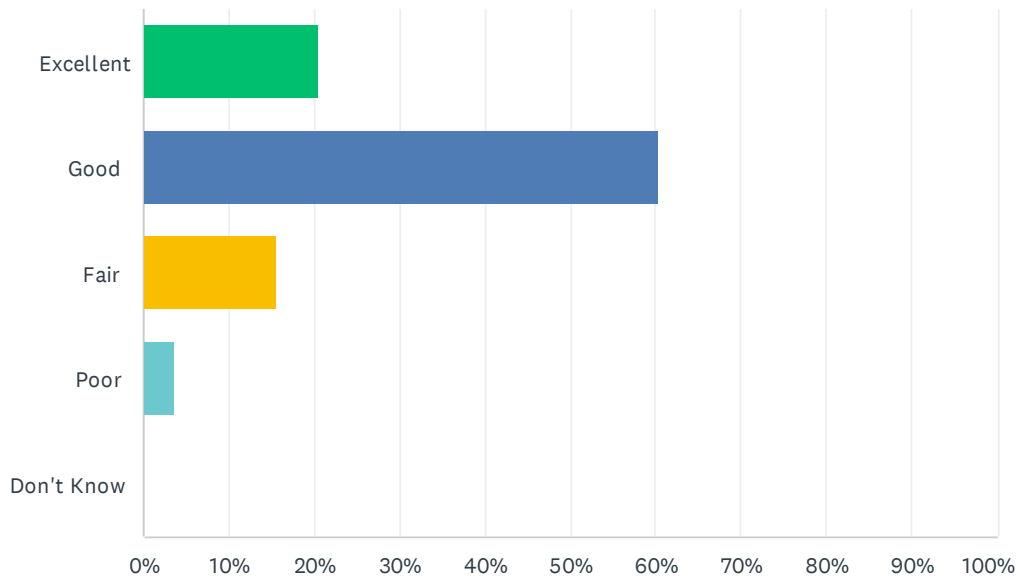
Answered: 250 Skipped: 0



ANSWER CHOICES	RESPONSES	
Excellent	46.00%	115
Good	26.00%	65
Fair	2.00%	5
Poor	0.40%	1
Don't Know	25.60%	64
TOTAL		250

Q4 How would you rate the condition of the streets?

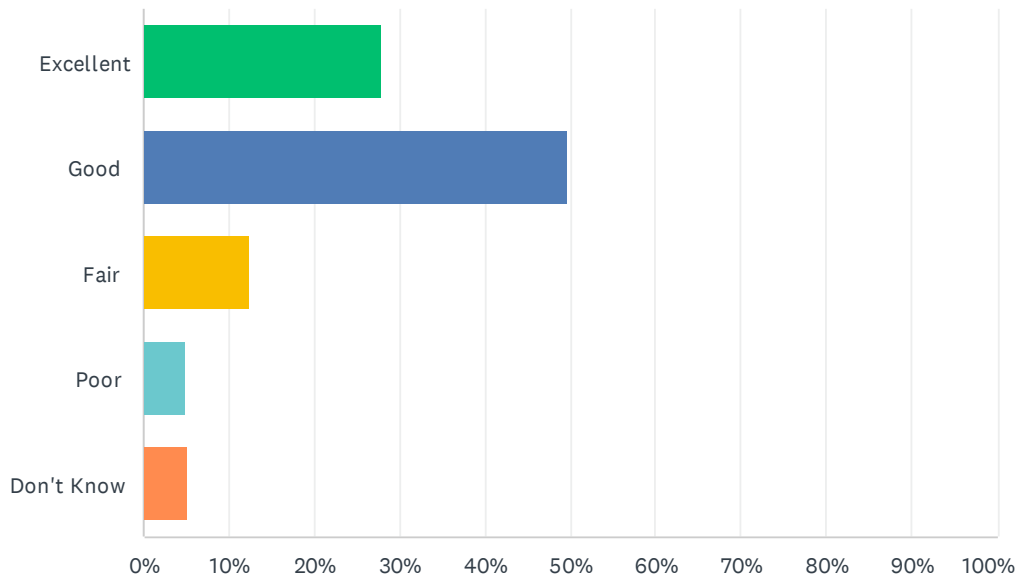
Answered: 249 Skipped: 1



ANSWER CHOICES	RESPONSES	
Excellent	20.48%	51
Good	60.24%	150
Fair	15.66%	39
Poor	3.61%	9
Don't Know	0.00%	0
TOTAL		249

Q5 How would you rate the overall quality of snowplowing on city streets?

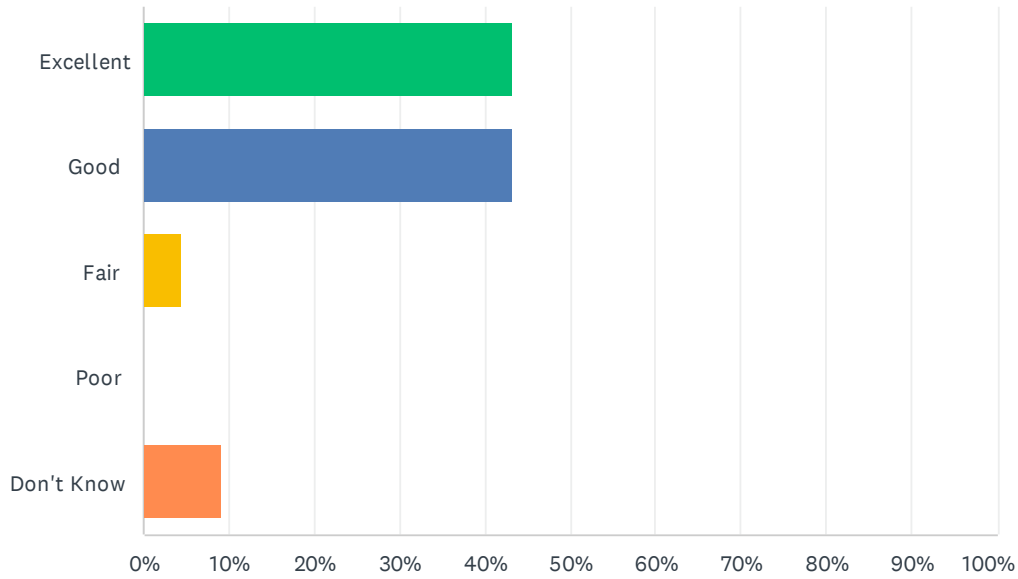
Answered: 250 Skipped: 0



ANSWER CHOICES	RESPONSES	
Excellent	28.00%	70
Good	49.60%	124
Fair	12.40%	31
Poor	4.80%	12
Don't Know	5.20%	13
TOTAL		250

Q6 How would you rate the dependability and overall quality of city sanitary sewer service?

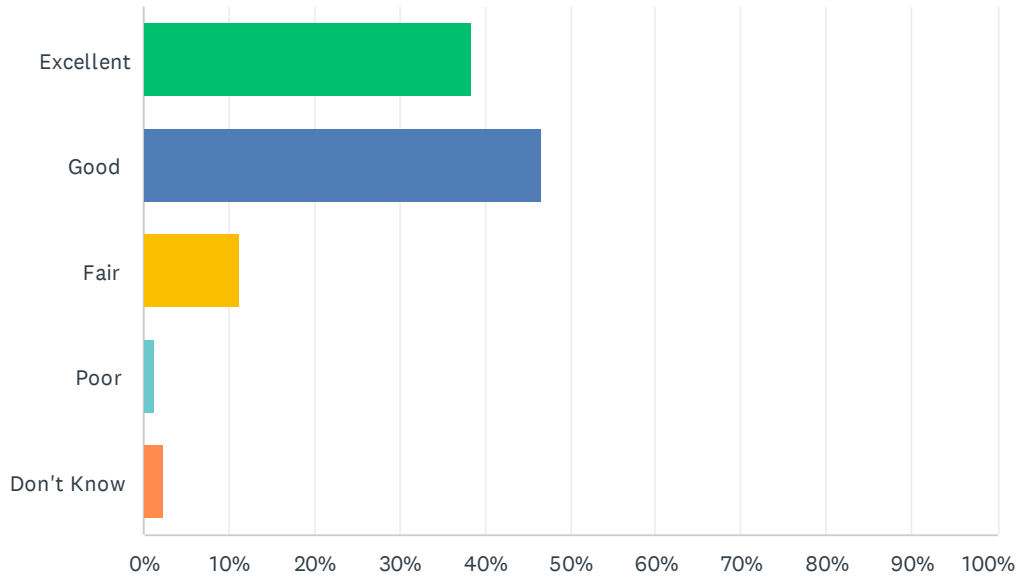
Answered: 250 Skipped: 0



ANSWER CHOICES	RESPONSES	
Excellent	43.20%	108
Good	43.20%	108
Fair	4.40%	11
Poor	0.00%	0
Don't Know	9.20%	23
TOTAL		250

Q7 How would you rate the dependability and overall quality of the city water supply?

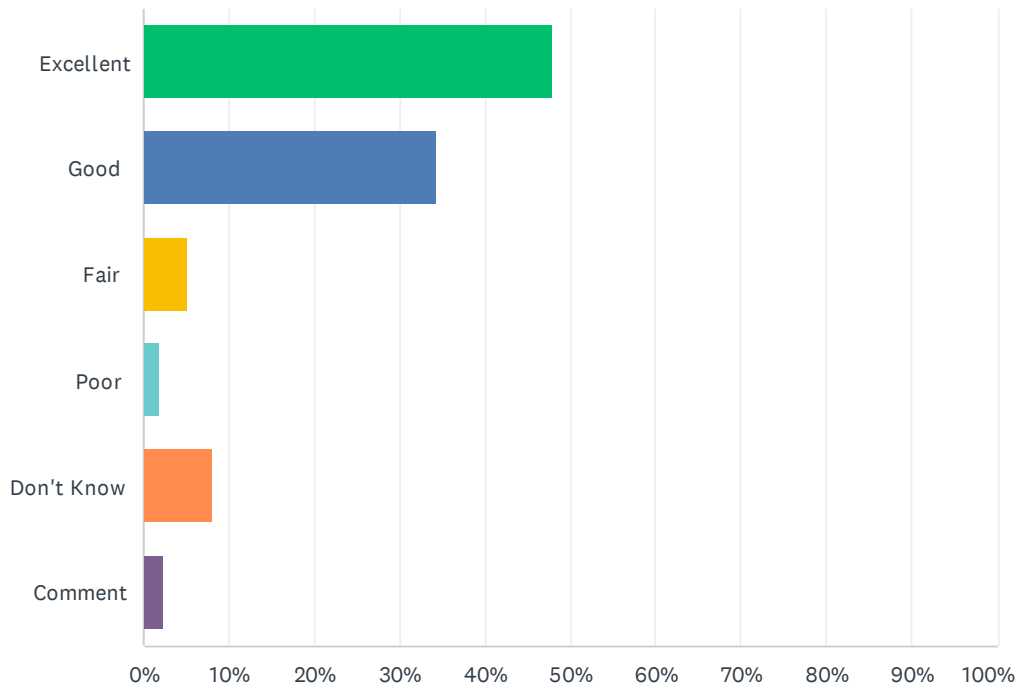
Answered: 250 Skipped: 0



ANSWER CHOICES	RESPONSES	
Excellent	38.40%	96
Good	46.80%	117
Fair	11.20%	28
Poor	1.20%	3
Don't Know	2.40%	6
TOTAL		250

Q8 How would you rate police services in your city?

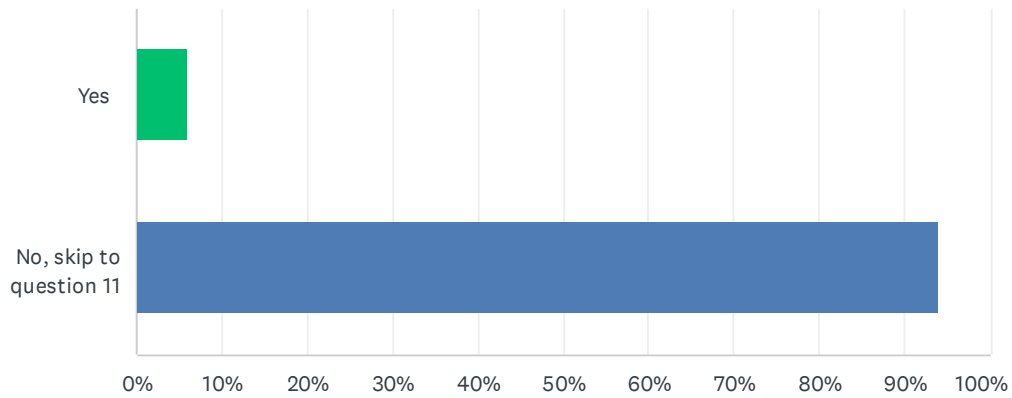
Answered: 250 Skipped: 0



ANSWER CHOICES	RESPONSES	
Excellent	48.00%	120
Good	34.40%	86
Fair	5.20%	13
Poor	2.00%	5
Don't Know	8.00%	20
Comment	2.40%	6
TOTAL		250

Q9 Have you taken out a building permit in the last 12 months?

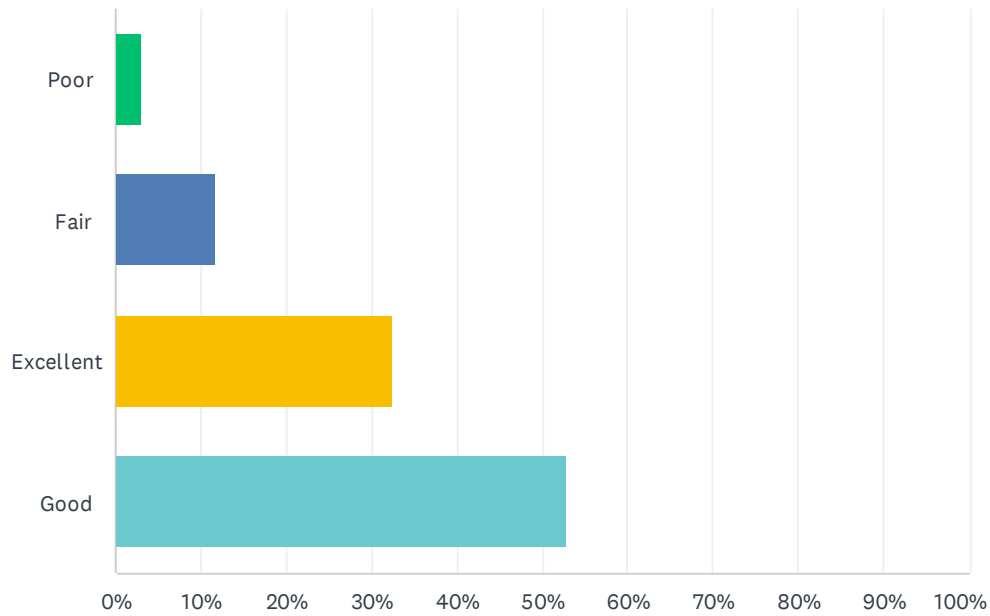
Answered: 249 Skipped: 1



ANSWER CHOICES	RESPONSES	
Yes	6.02%	15
No, skip to question 11	93.98%	234
TOTAL		249

Q10 If Yes, how would you rate the building permit process?

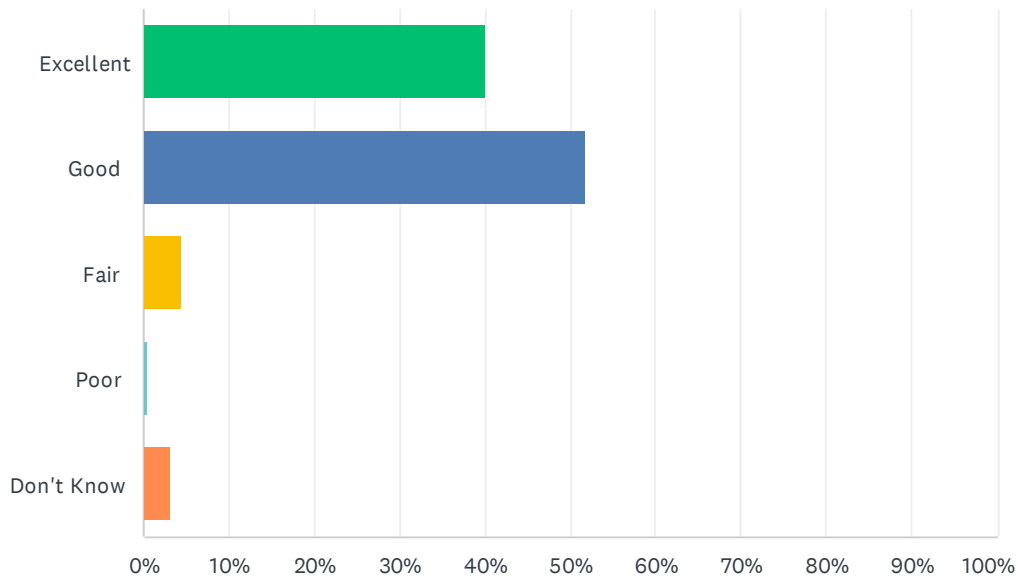
Answered: 34 Skipped: 216



ANSWER CHOICES	RESPONSES
Poor	2.94% 1
Fair	11.76% 4
Excellent	32.35% 11
Good	52.94% 18
TOTAL	34

Q11 How would you rate overall quality of city parks and trails?

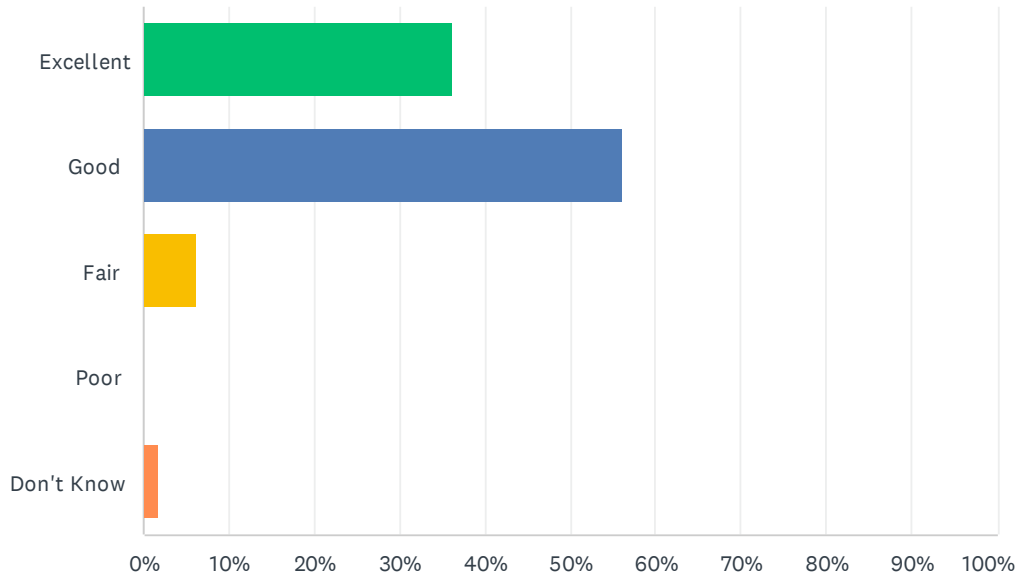
Answered: 245 Skipped: 5



ANSWER CHOICES	RESPONSES	
Excellent	40.00%	98
Good	51.84%	127
Fair	4.49%	11
Poor	0.41%	1
Don't Know	3.27%	8
TOTAL		245

Q12 How would you rate the overall quality of services provided by the city?

Answered: 246 Skipped: 4



ANSWER CHOICES	RESPONSES	
Excellent	36.18%	89
Good	56.10%	138
Fair	6.10%	15
Poor	0.00%	0
Don't Know	1.63%	4
TOTAL		246