

**BOARD OF COUNTY COMMISSIONERS
GOODHUE COUNTY, MINNESOTA**

June 21, 2022

Moved by C/Anderson, seconded by C/Majerus, and carried to approve the following resolution on the Consent Agenda:

WHEREAS In 2010, the Minnesota Legislature created the Council on Local Results and Innovation; and

WHEREAS The County on Local Results and Innovation developed a standard set of performance measures that will aid residents, taxpayers and state and local elected officials in determining the efficacy of counties in providing services and measure residents' opinion of those services; and

WHEREAS Benefits to Goodhue County for participation in the Minnesota Council on Local Results and Innovation's comprehensive performance measurement program are outlined in MS 6.91 and include eligibility for a reimbursement of \$.14 per capita, as set by State statute; and

WHEREAS Any city or county participating in the comprehensive performance measurement program is also exempt from levy limits for taxes, if levy limits are in effect; and

WHEREAS The Goodhue County Board has adopted and implemented at least 10 of the performance measures, as developed by the Council on Local Results and Innovation, and a system to use this information to help plan, budget, manage and evaluate programs and processes for optimal future outcomes;

NOW THEREFORE LET IT BE RESOLVED THAT, Goodhue County will continue to report the results of the performance measures to its citizenry by the end of the year through publication, direct mailing, posting on the County's website, or through a public hearing at which the budget and levy will be discussed and public input allowed.


BE IT FURTHER RESOLVED, Goodhue County will submit to the Office of the State Auditor the actual results of the performance measures adopted by the County.

State of Minnesota
County of Goodhue

Majerus	Yes <u> X </u>	No <u> </u>
Drotos	Yes <u> </u>	No <u> </u>
Greseth	Yes <u> X </u>	No <u> </u>
Anderson	Yes <u> X </u>	No <u> </u>
Flanders	Yes <u> X </u>	No <u> </u>

I, Scott O. Arneson, duly appointed, County Administrator of the County of Goodhue, State of Minnesota, do hereby certify that I have compared the foregoing copy of a resolution with the original minutes of the proceedings of the Board of County Commissioners, Goodhue County, Minnesota at their session held on the 21st day of June, 2022, now on file in my office, and have found the same to be a true and correct copy thereof.

Witness my hand and official seal at Red Wing, Minnesota, this 21st day of June, 2022.



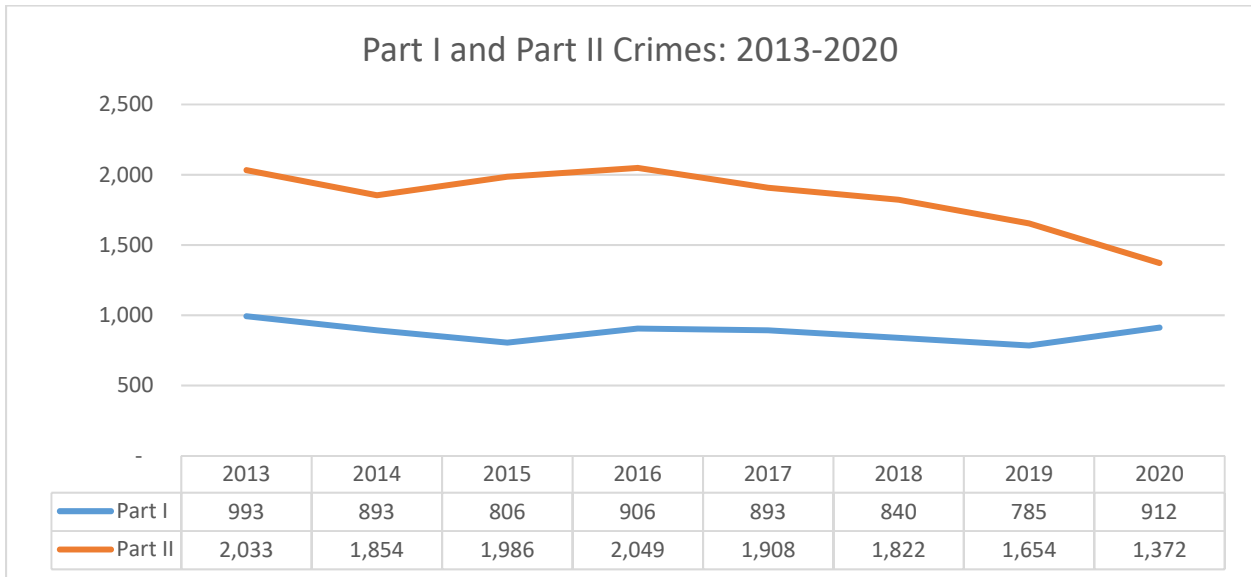
Scott O. Arneson
County Administrator



PERFORMANCE MEASURES - 2022

PUBLIC SAFETY

Part I and Part II Crime Rates

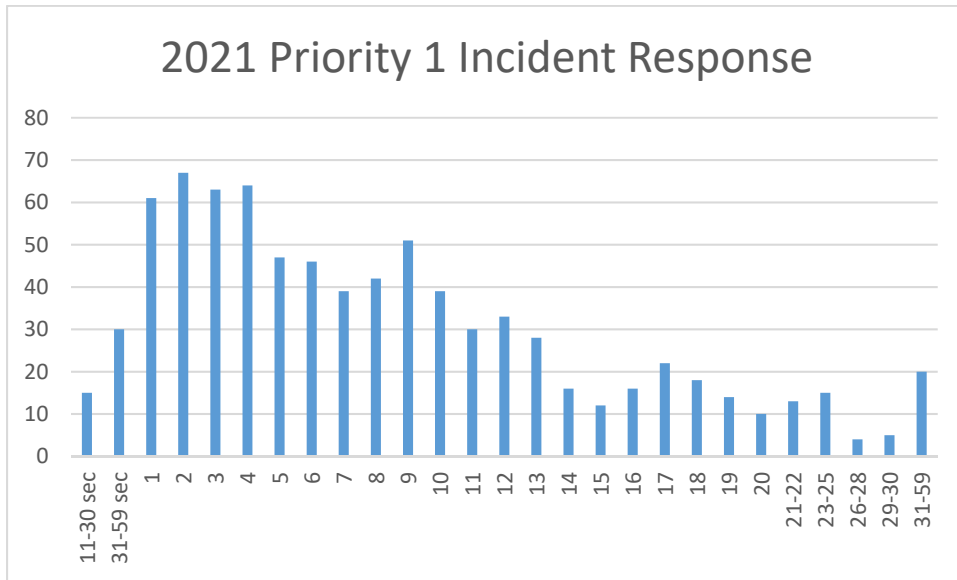


Part I crimes include homicide, sexual assault, robbery, aggravated assault, arson, human trafficking, burglary, larceny, and motor vehicle thefts. Part II crimes include other assaults, forgery/counterfeiting, fraud, embezzlement, property theft, vandalism, weapons violations, prostitution and other sex offenses, drug abuse violations, gambling, offenses against family and children, driving under the influence and other liquor law violations, disorderly conduct, vagrancy and all other offenses that do not fit in the Part I or any other category. Data shown is number of occurrences per type.

Data source: Minnesota Department of Public Safety, Uniform Crime Report(s)

Deputy Response Time

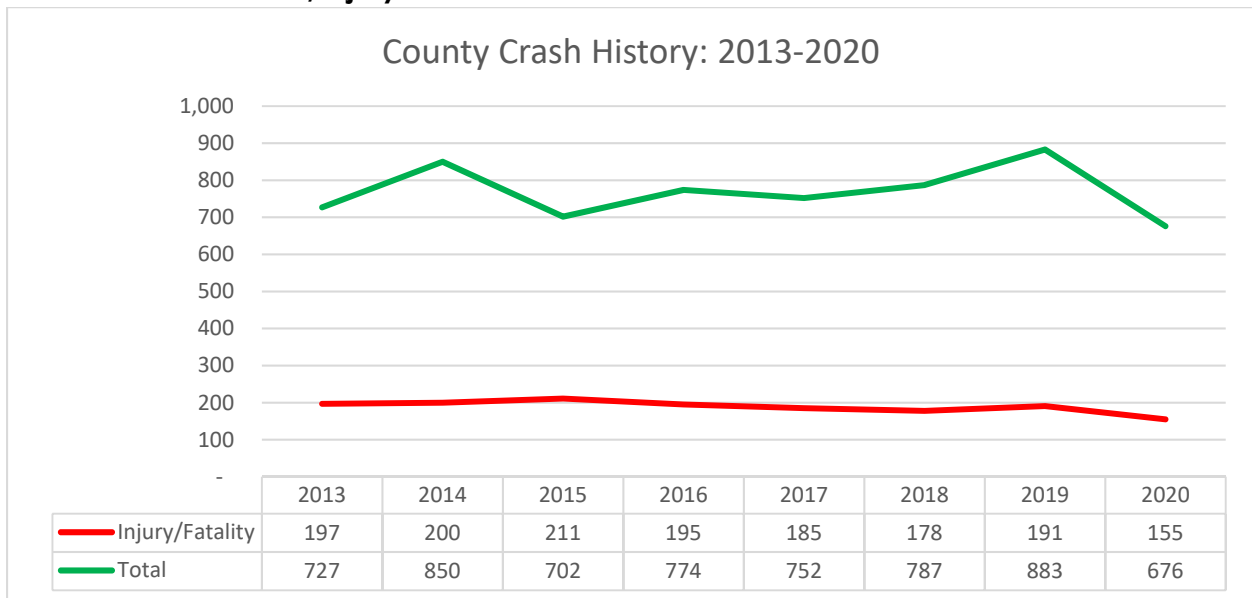
The Goodhue County Sheriff's Office responded to 5,290 Priority 1 incidents between 1/1/21 and 12/31/21.



Data source: Goodhue County Sheriff's Office

(Note: Accurate response time from dispatch to arrival on scene is dependent on deputies reporting scene arrival to dispatch in a timely manner. Data included in the graph above is based on 884 incidents. Of the 5,290 total incidents, 4,151 had a response time of 0:00 and 256 had times over greater than 1 hour.)

Total Number of Fatal/Injury Accidents



Data Source: Minnesota Department of Public Safety, Office of Traffic Safety, Comprehensive Annual Traffic Crash Data Report(s)

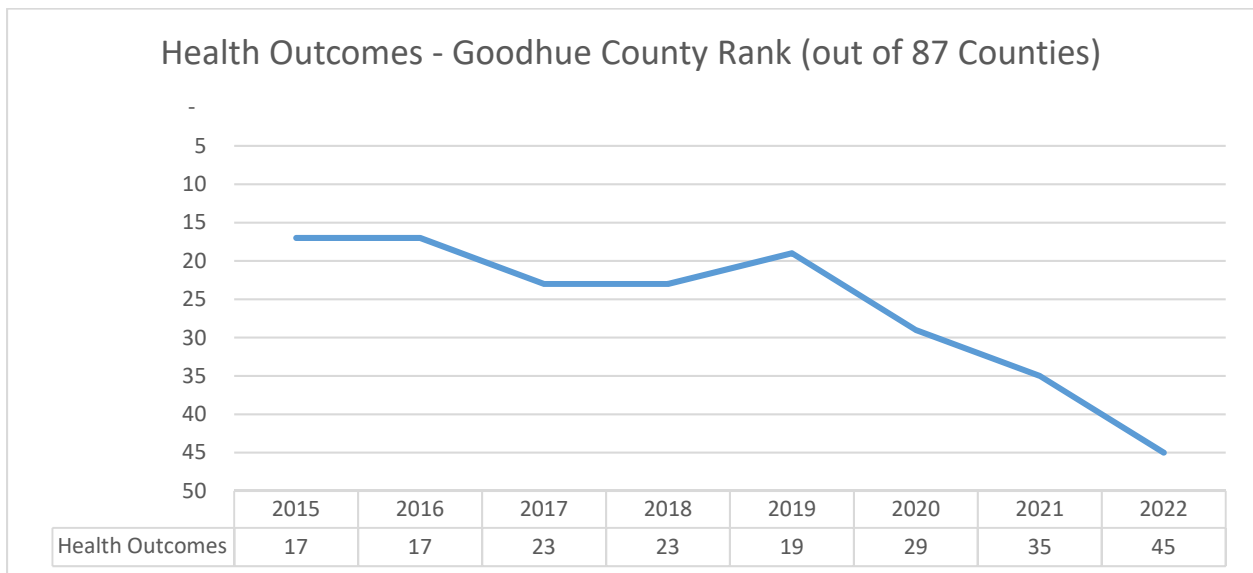
PUBLIC WORKS

Snow Plowing Time

It takes an average of 4 hours to plow county roadways during an average snowfall event

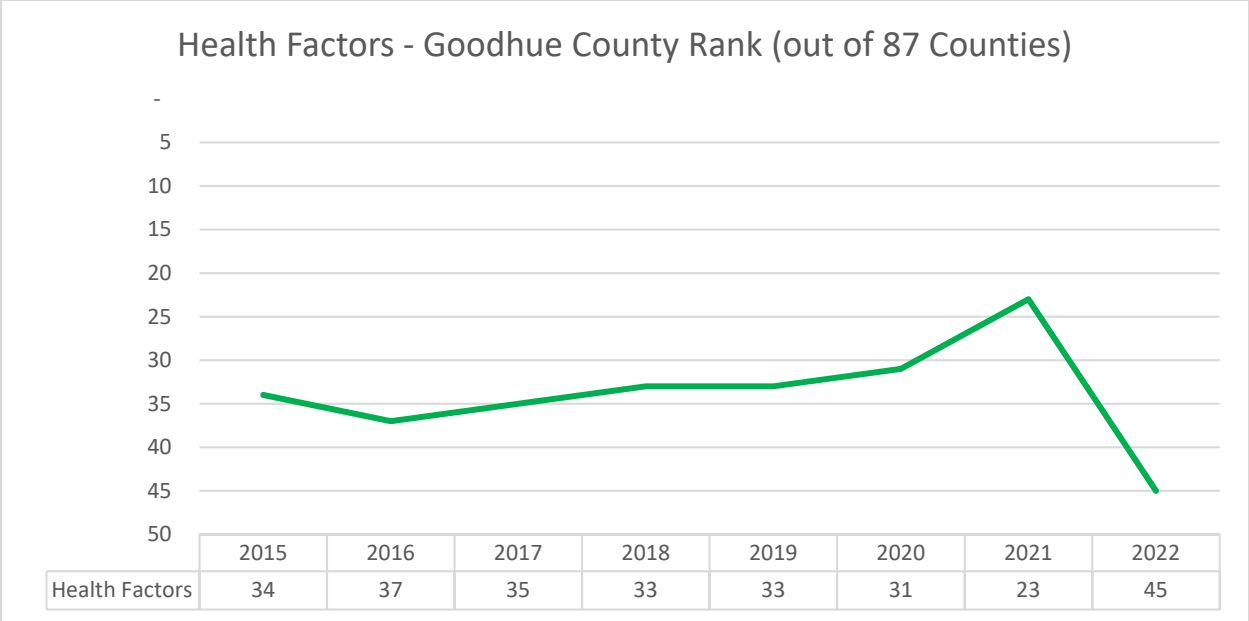
Data Source: internal county records

PUBLIC HEALTH AND SOCIAL SERVICES



Health Outcomes: length of life and quality of life (% of poor/fair health days – both physical and mental; % of births at lower than average birth weight)

Data Source: www.countyhealthrankings.org



Health Factors: % of adults smoking, excessive drinking, obesity; alcohol-impaired driving deaths; STD infections; teen births; physical inactivity/access to exercise opportunities

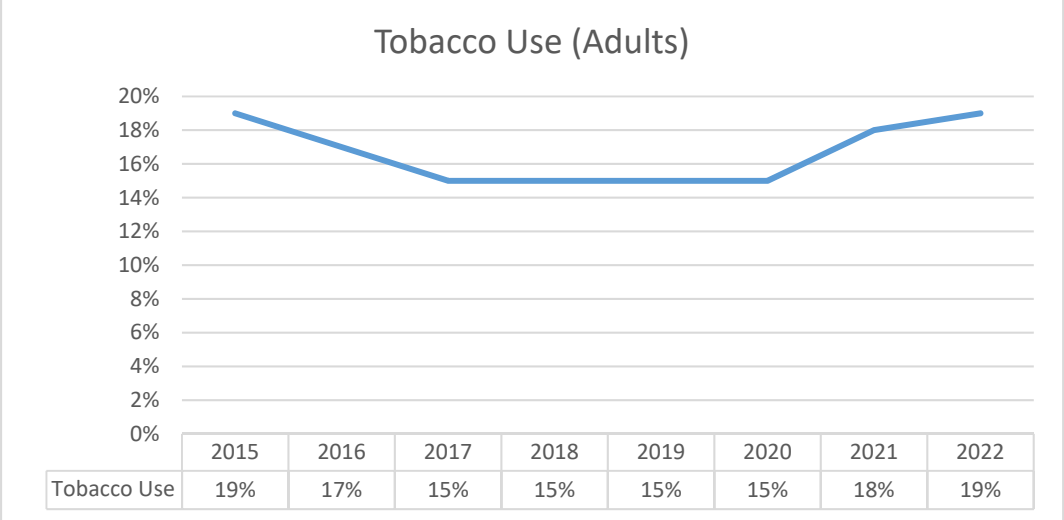
Data Source: www.countyhealthrankings.org

General Life Expectancy

Average Life expectancy in Goodhue County is 79 as of 2022. The average for all Minnesota counties of 80.4. There are 23 counties with lower average life expectancies and 61 with higher values than Goodhue County.

Data Source: www.countyhealthrankings.org

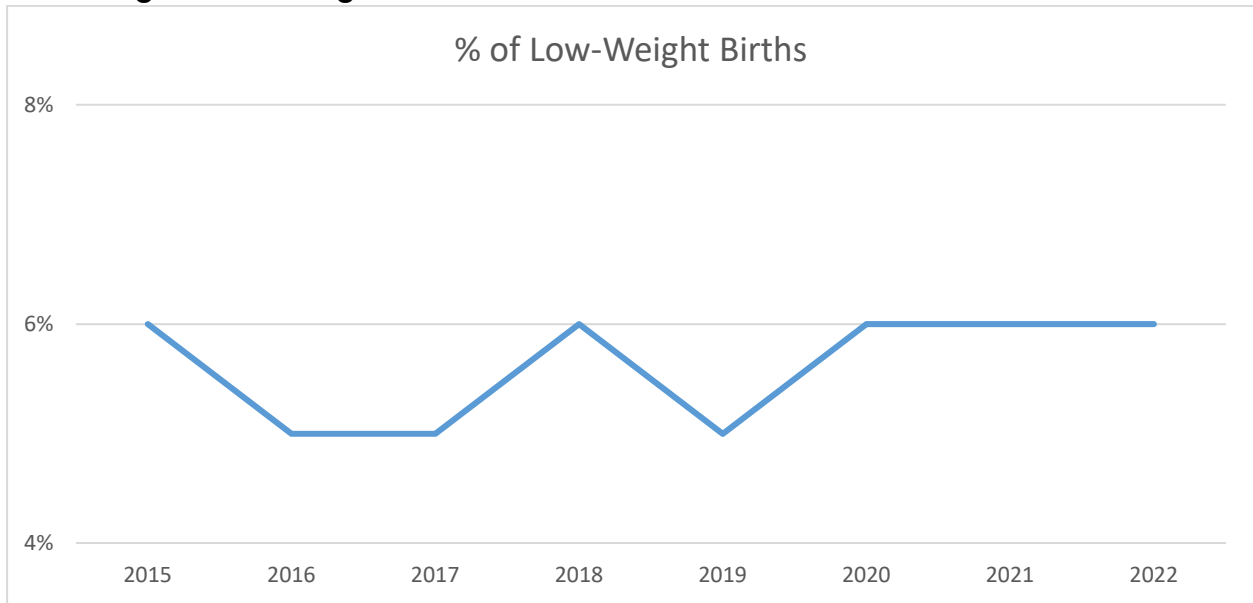
Tobacco Use



The average % for all Minnesota counties for 2022 is 18.87%. The range in Minnesota Counties is 13-30%. 29 counties have a lower average than Goodhue County.

Data Source: www.countyhealthrankings.org

Percentage of Low-Weight Births



The average for all Minnesota counties was 6.18%; Goodhue County was better than average, at only 6%. The majority (92%) of counties were between 5% and 7%, with 37 (42.5%) of the reporting counties at 6%.

Data Source: www.countyhealthrankings.org

Child Support Program Effectiveness

Child support is money a parent is court-ordered to pay to their child's other parent or caregiver for the support of a child. Program effectiveness is calculated as the total dollars collected by the County for the year divided by the total dollars distributed for child support services during that same year. This calculation is a form of Return on Investment, and is also referred to as the "CSPIA collections/expense ratio".

Year	Ratio
2014	\$ 4.22
2015	\$ 4.03
2016	\$ 3.85
2017	\$ 4.39
2018	\$ 4.10
2019	\$ 3.88
2020	\$ 4.19
2021	\$ 3.52

Goodhue County ranks 58 out of 78 applicable counties for 2021. The statewide ratio for 2021 was \$3.09.

Data Source: Minnesota Department of Human Services, Child Support Performance report

PROPERTY RECORDS, VALUATION, ASSESSMENT

Level of Assessment Ratio

Property Type	Median Ratio
Commercial	92.17%
Residential	92.39% *
Agricultural/Rural	92.64% **

Data source; Minnesota Department of Revenue, 2021 Assessment Sales Ratio Study. (Note: the Department of Revenue proscribes that assessments should consistently fall within a range of 95% - 105%.

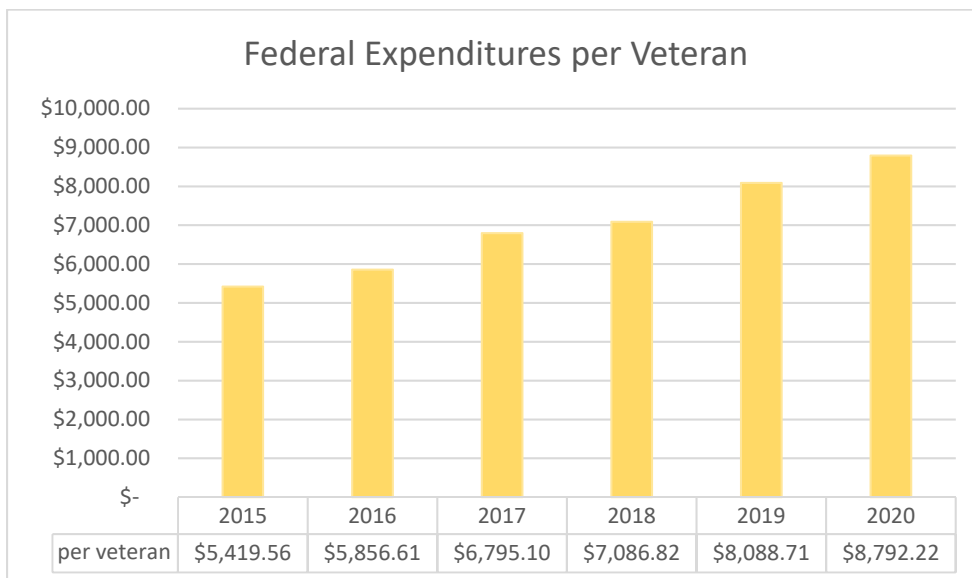
* Simple (not weighted) average of Residential, Seasonal On- and Off-water categories

** Simple (not weighted) average of Rural vacant and agricultural (bare and improved) land.

VETERANS SERVICES

Dollars for Veterans' Benefits

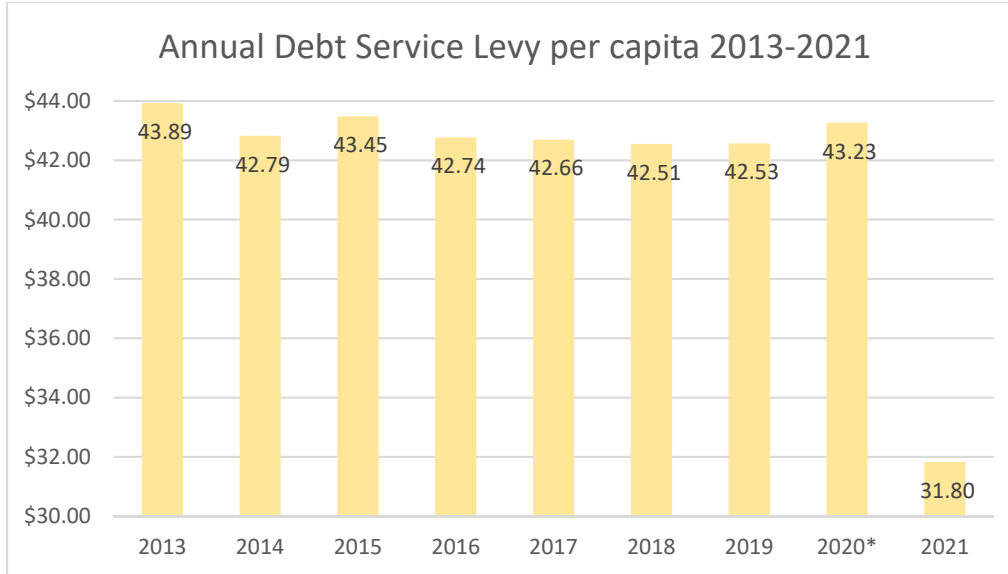
Federal expenditures in Goodhue County for veterans' benefits totaled \$27,509,000 for 2020. Combined with a decrease of 19.9% of the County's veteran population from 2015-2020, Goodhue County has had an increase of funds per veteran of over 62.2% between 2015 and 2020.



Data source: U.S. Department of Veterans Affairs, National Center for Veterans Analysis and Statistics, Expenditures report

BUDGET AND FINANCIAL

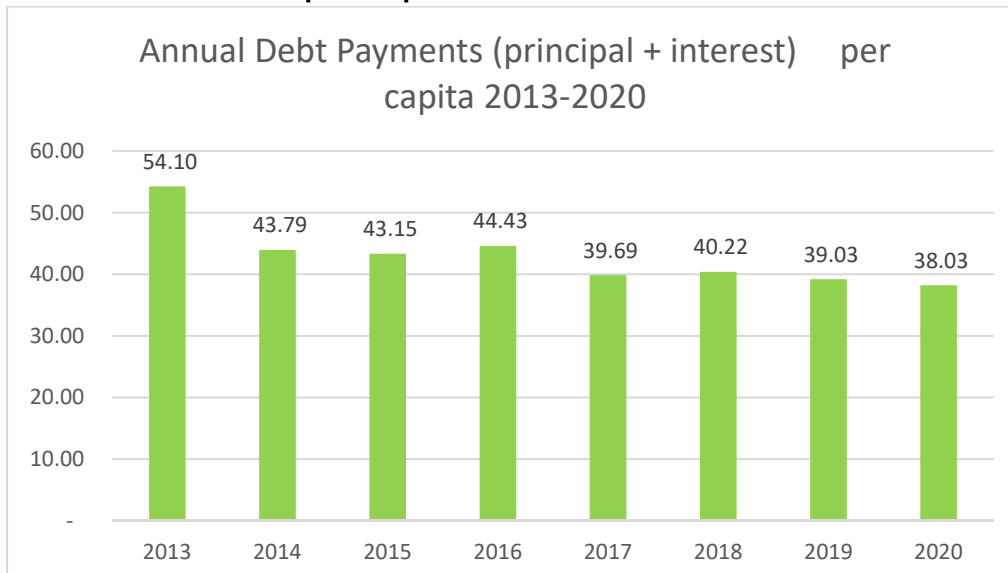
Annual Debt Service Levy per Capita



*2020 includes anticipated expense for the Landfill Program with State.

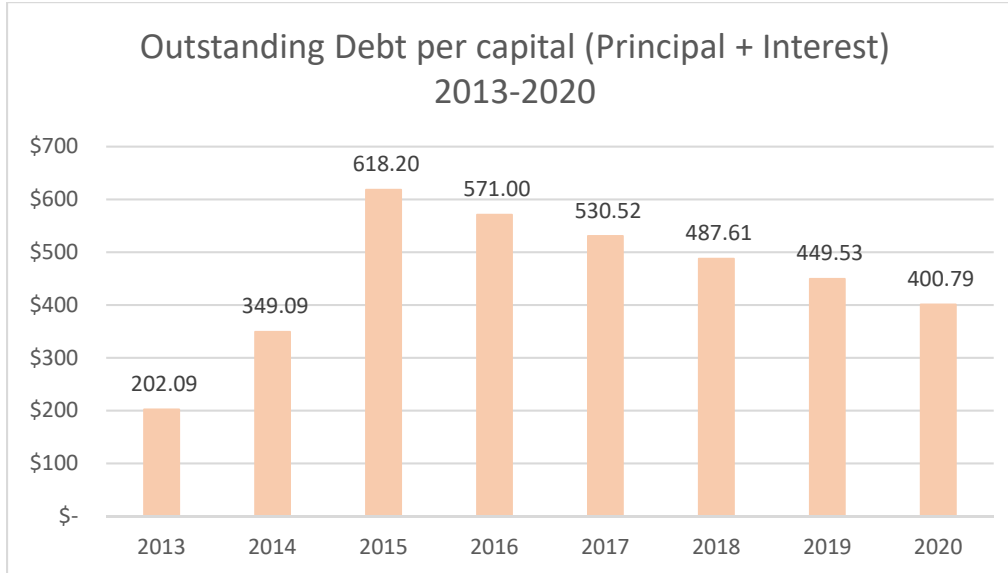
Data sources: Debt service levy-annual approved budget (detail budget); Population-(federal) Bureau of Economic Analysis for years 2013-2017, Minnesota State Demographic Center for years 2018-2019, 2020 Census for years 2020-2021.

Annual Debt Service per Capita



Data sources: Debt service-annual financial statements; Population-(federal) Bureau of Economic Analysis for years 2013-2017, Minnesota State Demographic Center for years 2018-2019, 2020 Census.

Outstanding Debt per Capita (Principal + Interest)



Data sources: Debt service-annual financial statements; Population-(federal) Bureau of Economic Analysis for years 2013-2017, Minnesota State Demographic Center for years 2018-2019, 2020 Census.

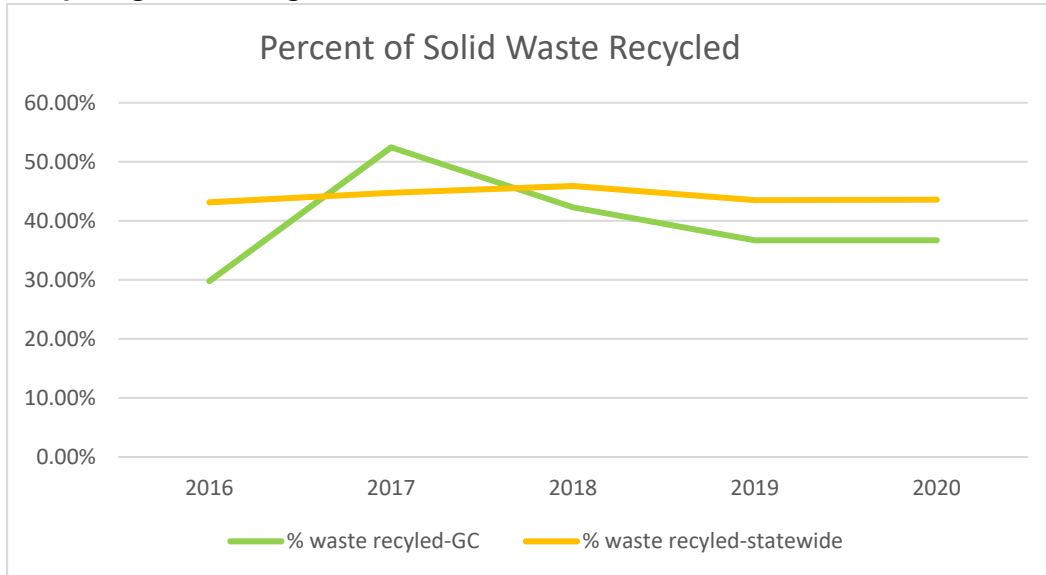
ELECTIONS

Accuracy of Post-Election Audit

Internal audits following the 2016, 2018, and 2020 general elections showed that 100% of ballots were accurately tabulated. One of our precincts was selected for external review by the Elections Administration division of the Office of the Minnesota Secretary of State following the 2018 election; no issues were found during that review. We did not have a precinct selected for audit by the Office of the Minnesota Secretary of State following the 2020 election.

ENVIRONMENTAL

Recycling Percentage



The state-wide average for all counties for 2020 was 43.6%. Goodhue County was slightly below-average in 2020 (36.7%).

Data source: Minnesota Pollution Control Agency, 2020 SCORE report