

RESOLUTION NO. 2013-06

STATE OF MINNESOTA
COUNTY OF ANOKA
CITY OF CIRCLE PINES

Resolution Authorizing Participation in State Performance Measures and Continuation of the Ten City Performance Measures of the Local Results and Innovation Council

WHEREAS, Benefits to the City of Circle Pines for participation in the Minnesota Council on Local Results and Innovation's comprehensive performance measurement program are outlined in MS 6.91 and include eligibility for a reimbursement as set by State statute; and

WHEREAS, Any city participating in the comprehensive performance measurement program is also exempt from levy limits for taxes, if levy limits are in effect; and

WHEREAS, The City Council of Circle Pines has adopted and implemented at least 10 of the performance measures, as developed by the Council on Local Results and Innovation, and a system to use this information to help plan, budget, manage and evaluate programs and processes for optimal future outcomes; and


NOW THEREFORE LET IT BE RESOLVED THAT, The City Council of Circle Pines will continue to report the results of the performance measures to its citizenry by the end of the year through publication, direct mailing, posting on the city's website, or through a public hearing at which the budget and levy will be discussed and public input allowed.


BE IT FURTHER RESOLVED, The City Council of Circle Pines will submit to the Office of the State Auditor the actual results of the performance measures adopted by the city.

Adopted this 25th day of June, 2013 by the City Council of the City of Circle Pines.

4 Ayes, 0 Nays, 0 Abstention

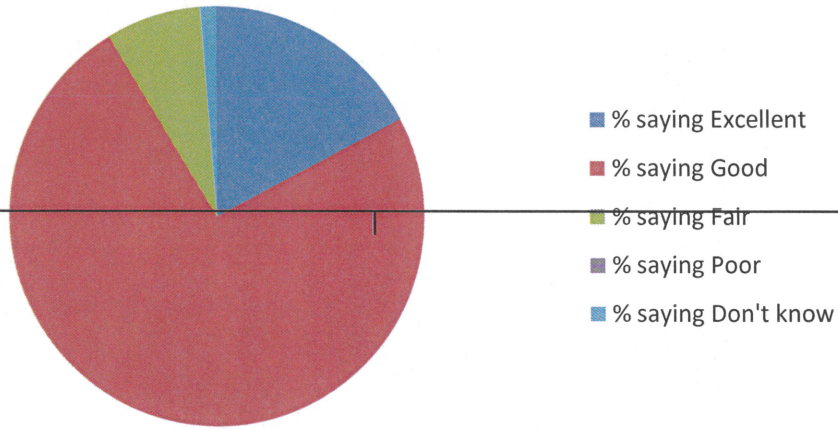
ATTEST:


James W. Keinath, City Administrator


Dave Bartholomay, Mayor
(Seal)

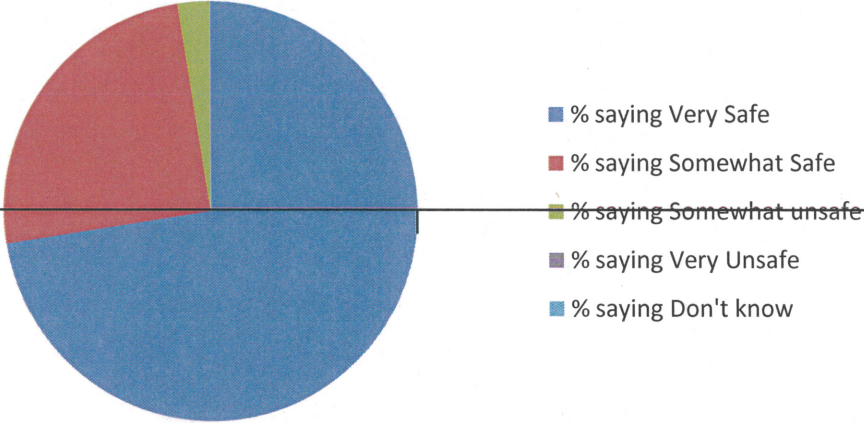
	How would you rate the overall appearance of the city?
# saying Excellent	14
# saying Good	60
# saying Fair	6
# saying Poor	0
# saying Don't know	1
Total Responses	81
% saying Excellent	17%
% saying Good	74%
% saying Fair	7%
% saying Poor	0%
% saying Don't know	1%

Overall appearance of city



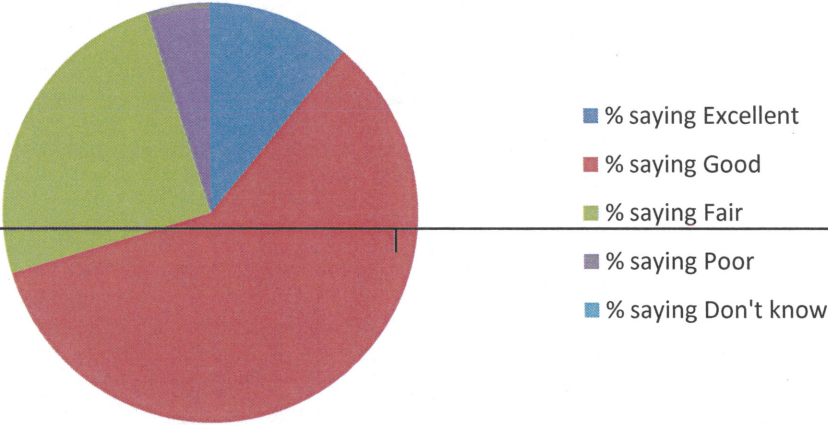
	How would you describe your overall feeling of safety in the city?
# saying Very Safe	58
# saying Somewhat Safe	20
# saying Somewhat unsafe	2
# saying Very Unsafe	0
# saying Don't know	0
Total Responses	80
% saying Very Safe	73%
% saying Somewhat Safe	25%
% saying Somewhat unsafe	3%
% saying Very Unsafe	0%
% saying Don't know	0%

Overall feeling of safety



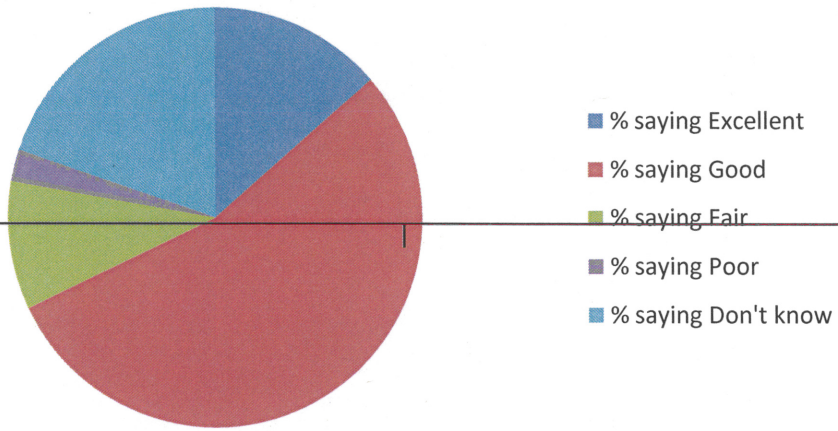
How would you rate the overall condition of city streets?	
	9
	48
	20
	4
	0
	81
	11%
	59%
	25%
	5%
	0%

Overall condition of city streets



How would you rate the overall quality of snowplowing on city streets?	
	11
	44
	8
	2
	16
	81
	14%
	54%
	10%
	2%
	20%

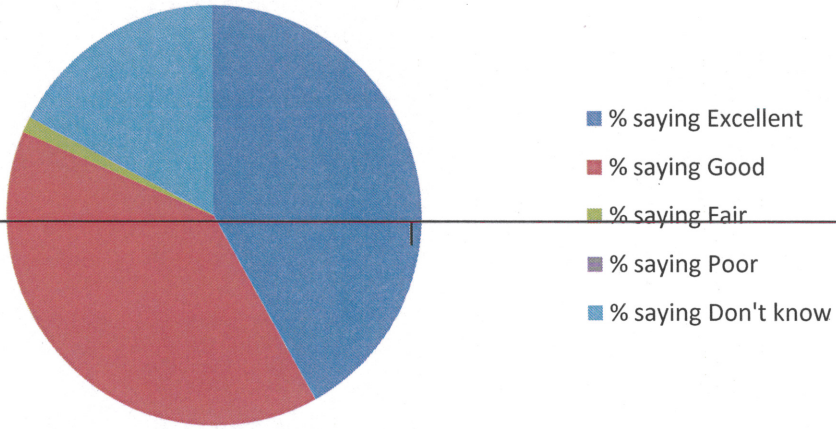
Quality of snowplowing



How would you rate the dependability and overall quality of city sanitary sewer service?

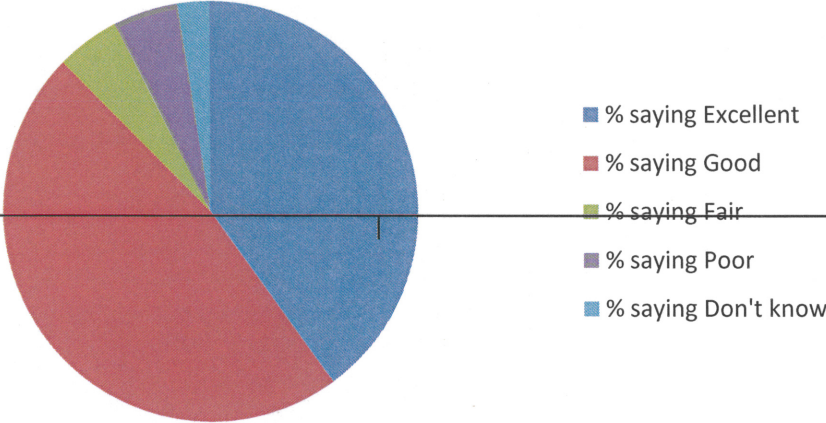
34
32
1
0
14
81
42%
40%
1%
0%
17%

Quality of sanitary sewer



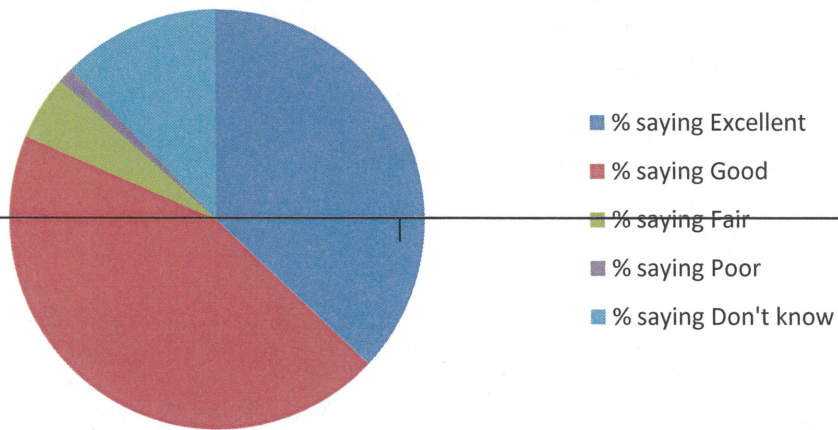
How would you rate the dependability and overall quality of the city water supply?	
	32
	38
	4
	4
	2
	80
	40%
	48%
	5%
	5%
	3%

Quality of city water



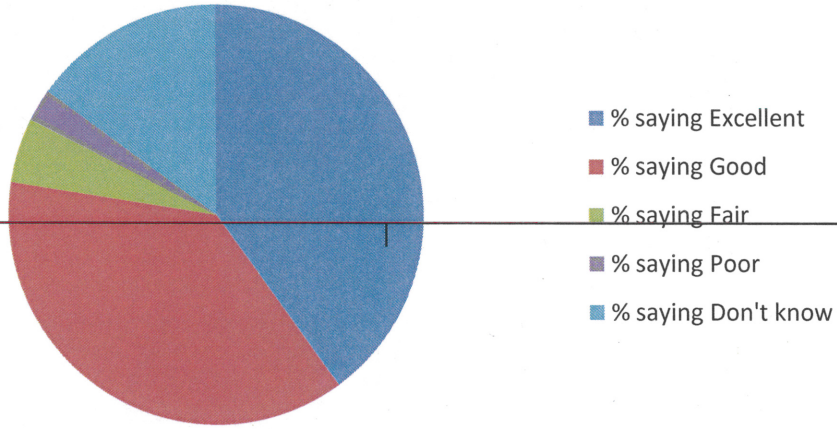
How would you rate the overall quality of city recreational programs and facilities (e.g. parks, trails, park facilities, etc.)?	
	30
	36
	4
	1
	10
	81
	37%
	44%
	5%
	1%
	12%

City rec programs and facilities



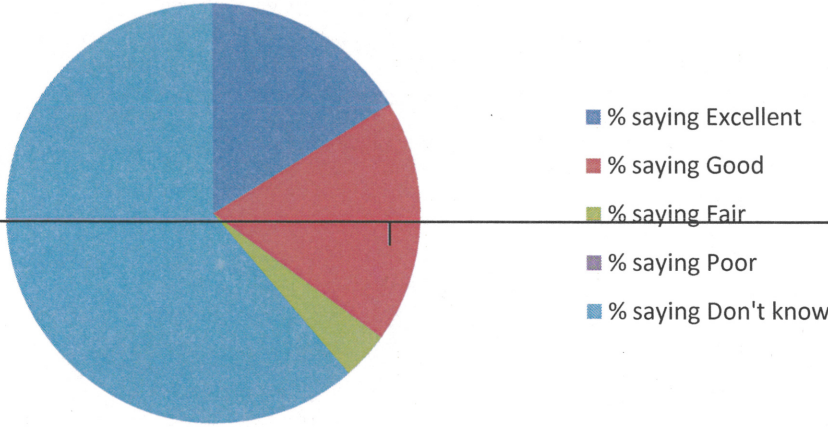
How would you rate police services in your city?	
	32
	30
	4
	2
	12
	80
	40%
	38%
	5%
	3%
	15%

Police Services

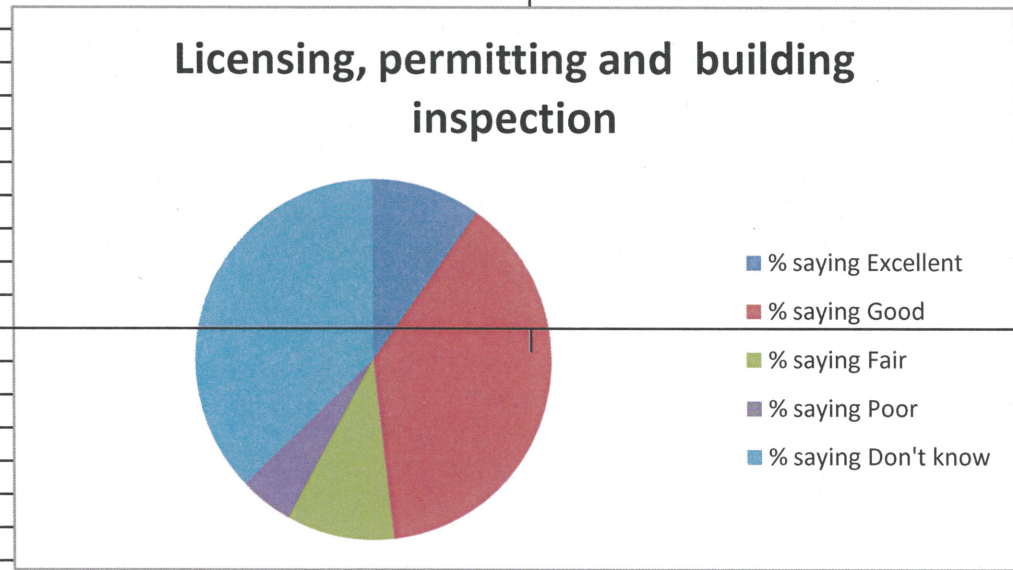


How would you rate the ambulance services in your city?	
	13
	15
	3
	0
	49
	80
	16%
	19%
	4%
	0%
	61%

Ambulance services



How would you rate the quality of licensing, permitting and building inspection services in your city?	
	8
	31
	8
	4
	30
	81
	10%
	38%
	10%
	5%
	37%



How would you rate the overall quality of services provided by the city?	
	28
	44
	6
	0
	3
	81
	35%
	54%
	7%
	0%
	4%

Overall quality of services

