

RESOLUTION NO. 2024-06-082

**RESOLUTION OF THE CITY OF ST. CLOUD, MINNESOTA APPROVING
PARTICIPATION IN THE PERFORMANCE MEASUREMENT PROGRAM
ESTABLISHED BY THE COUNCIL ON LOCAL RESULTS AND INNOVATION**

WHEREAS, the Council on Local Results and Innovation established by the Minnesota Legislature has implemented a voluntary performance measurement and reporting program; and

WHEREAS, benefits to the City of St. Cloud for participation include a reimbursement of \$0.14 per capita annually and exemption from levy limits for taxes, if levy limits are in effect; and

WHEREAS, the Council on Local Innovations and Results has established a standard set of measurements for cities to adopt and report; and

WHEREAS, the City has adopted and implemented at least 10 of the measures in order to satisfy the program's requirements.

NOW, THEREFORE, BE IT RESOLVED, by the St. Cloud City Council;

The City of St. Cloud will report the results of the performance measures to its citizenry by the end of the year.


BE IT FURTHER RESOLVED, the City Council of St. Cloud will submit to the Office of the State Auditor the actual results of the performance measures adopted by the City.

ADOPTED by the St. Cloud City Council on the 10th day of June 2024.



Dave Kleis, Mayor

ATTEST:

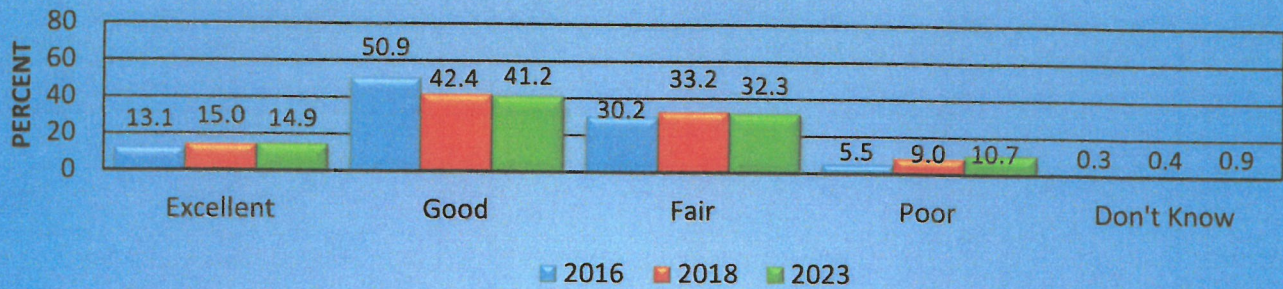


Seth Kauffman, City Clerk

GENERAL

Measure	2020	2021	2022	2023
Percent Change in the Taxable Property Market Value	4.20%	5.31%	2.93%	15.67%
Number of Library Visits per 1,000 Population	1,955	3,680	4,160	4,550
Bond Rating	AA+	AA+	AA+	AA+

Citizens' Rating of How Would You Rate the Overall Appearance of St. Cloud

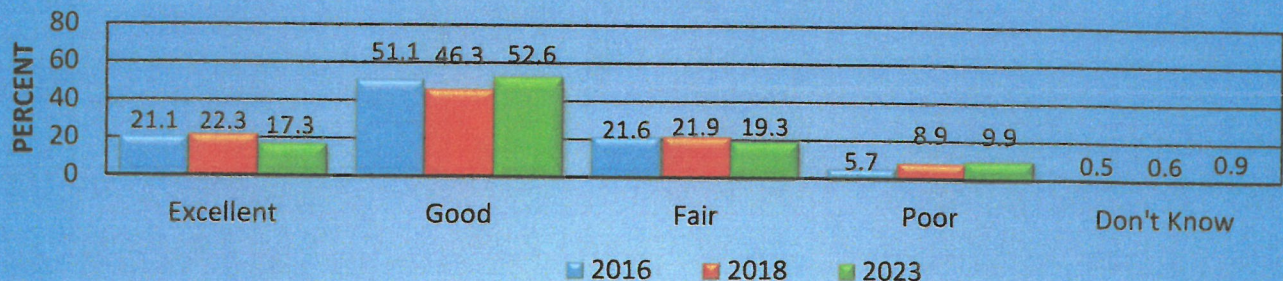


POLICE SERVICES

Measures	2020	2021	2022	2023
Crimes Against Person Clearance Rates	NA	79.00%	79.00%	79.80%
Crimes Against Property Clearance Rates	NA	22.00%	26.00%	33.80%
Crimes Against Society Clearance Rates	NA	91.00%	93.00%	91.08%
Total	NA	43.00%	45.00%	50.40%

Beginning in 2021, the St. Cloud Police Department is using the National Incident-Based Report System (NIBRS)

Citizens' Rating of How Safe Do You Feel in St. Cloud



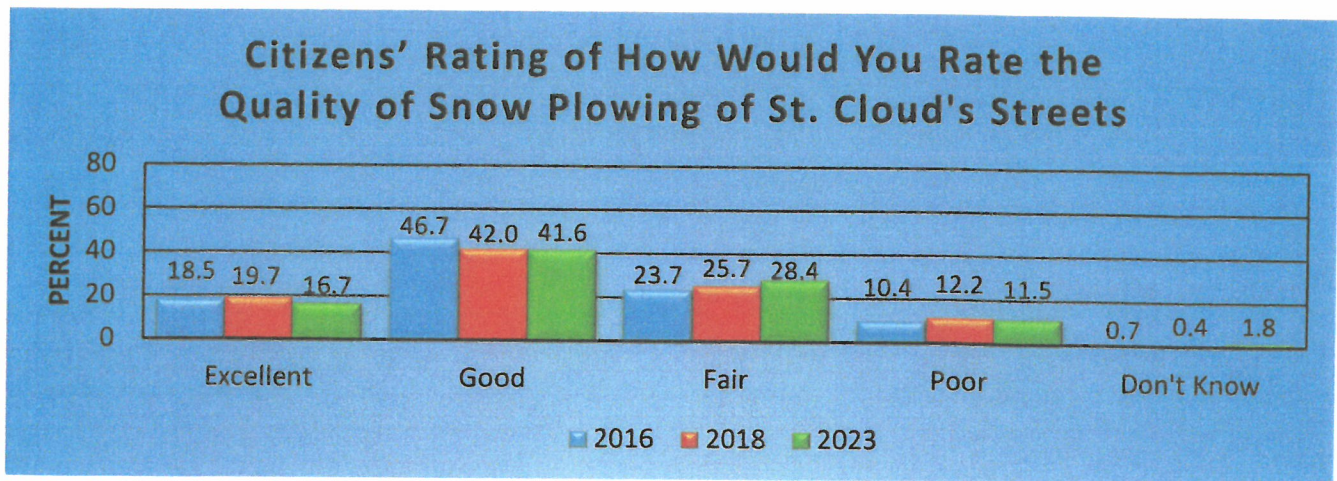
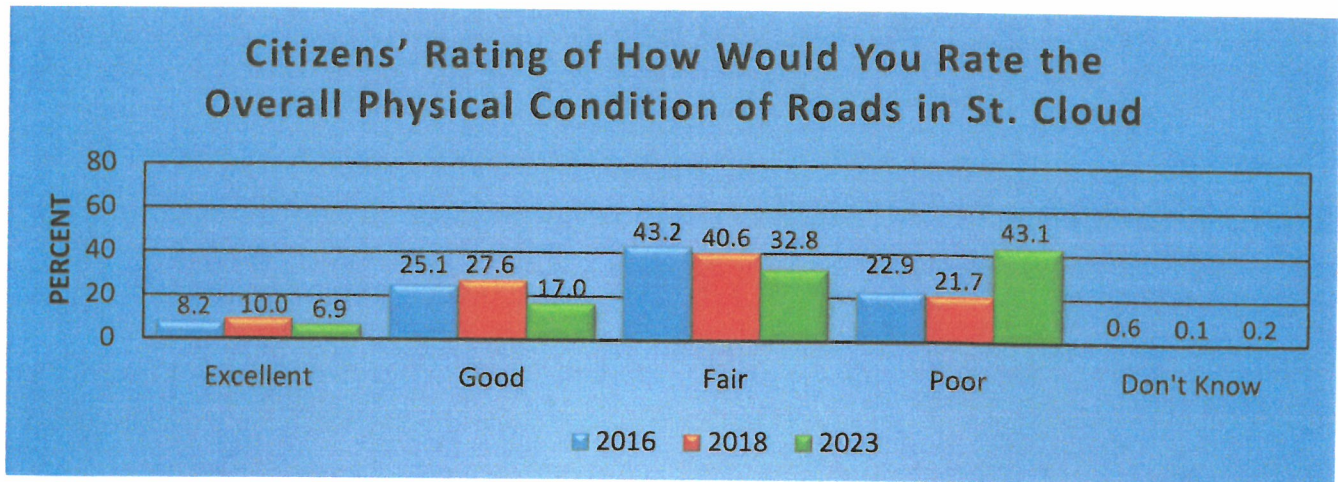
FIRE AND EMS SERVICES

Measures	2020	2021	2022	2023
Insurance Industry Rating of Fire Services	3	3	3	3
Average Fire Response Time (Minutes)	5.15	5.02	5.05	5.25
Fire Incidents per 1,000 Population	3.87	3.63	2.87	3.15
Number of Fires with Loss Resulting in Investigation [^]	97	81	72	87
Medical Incidents per 1,000 Population	71.11	81.72	84.60	88.01

[^] Investigated by Fire Marshal's Office

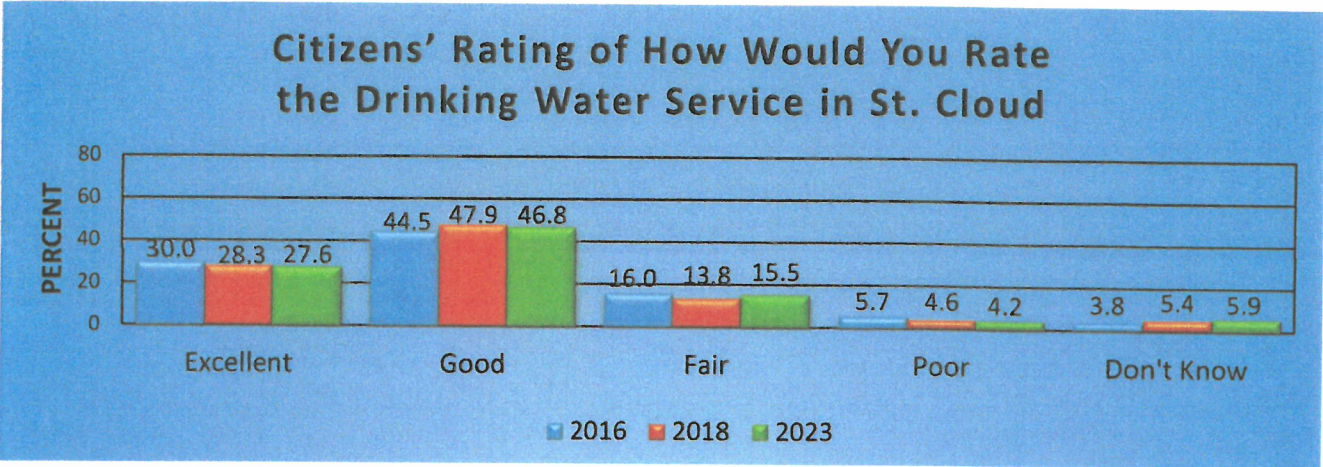
STREETS

Measures	2020	2021	2022	2023
Average City Street Pavement Condition Rating (PCI)	67.00	68.00	70.00	70.00



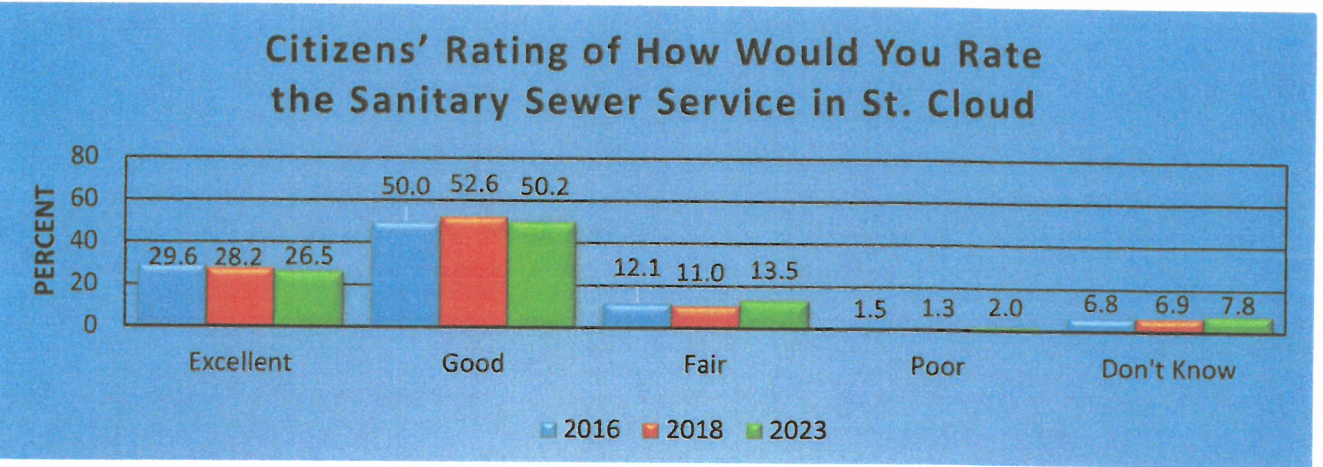
WATER

Measures	2020	2021	2022	2023
Operating Cost per 1,000,000 Gallons of Water Pumped/Produced	\$1,049	\$1,071	\$934	\$917



SANITARY SEWER

Measures	2020	2021	2022	2023
Number of Sewer Blockages on City System per 100 Connections	7	6	20	11



PARKS AND RECREATION

Citizens' Rating of How Would You Rate the Parks and Recreation Opportunities in St. Cloud

