

**CITY OF ST. MICHAEL
RESOLUTION NO. 06-24-14-07**

**A RESOLUTION REPORTING
MODEL PERFORMANCE MEASURES**

WHEREAS, benefits to the City of St. Michael's participation in the Minnesota Council on Local Results and Innovation's comprehensive performance measurement program are outlined in MS 6.91 and include eligibility for a reimbursement as set by State statute; and

WHEREAS, the City Council of St. Michael has adopted and implemented at least ten of the performance measures, as developed by the Council on Local Results and Innovation, and a system to use this information to help plan, budget, manage and evaluate programs and processes for optimal future outcomes; and

WHEREAS, the City is responsible for implementing the performance measures, surveying its residents, and reporting on the results to the Office of State Auditor by July 1 of each year, and

WHEREAS, the City conducted a survey and reported the results for 2015 by July 1, 2014,

NOW THEREFORE, BE IT RESOLVED, that the City Council of the City of St. Michael hereby acknowledges the survey results as found in Exhibit A and directs staff to post the survey results on the City website for public review for the remainder of 2014,

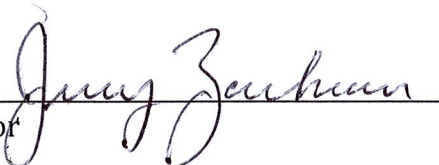
BE IT FURTHER RESOLVED that the City Council hereby reaffirms the performance measurement system as found in Exhibit A.

Adopted by the St. Michael City Council this 24th day of June 2014.

CITY OF ST. MICHAEL, MINNESOTA

By: _____


Mayor



ATTEST:

By: _____

City Clerk

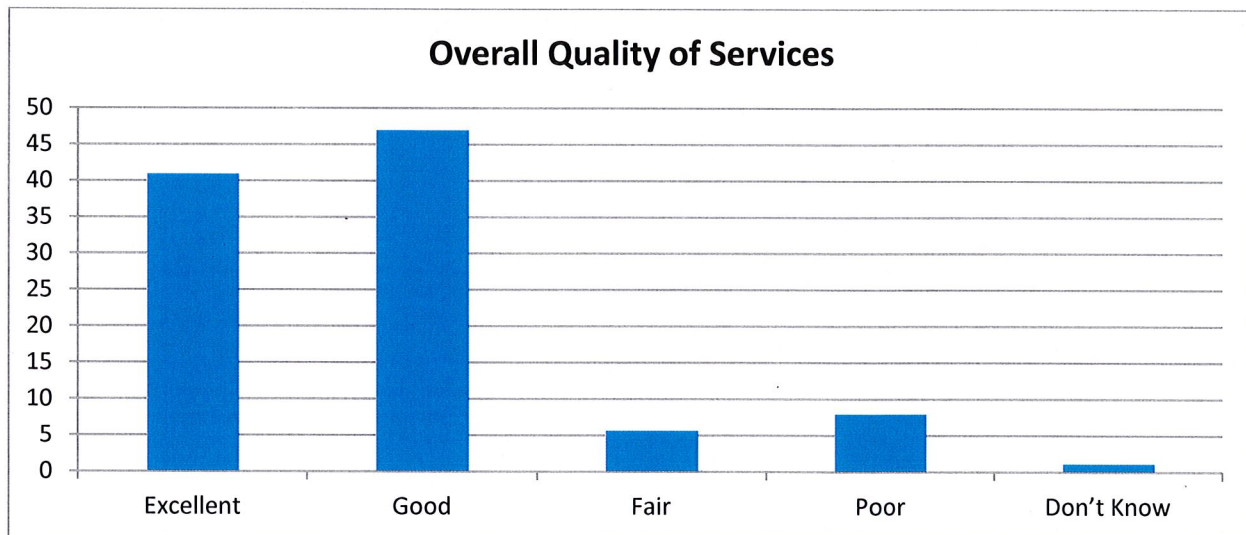




2014 Performance Measures Survey Results

1. How would you rate the overall quality of services provided by St. Michael?

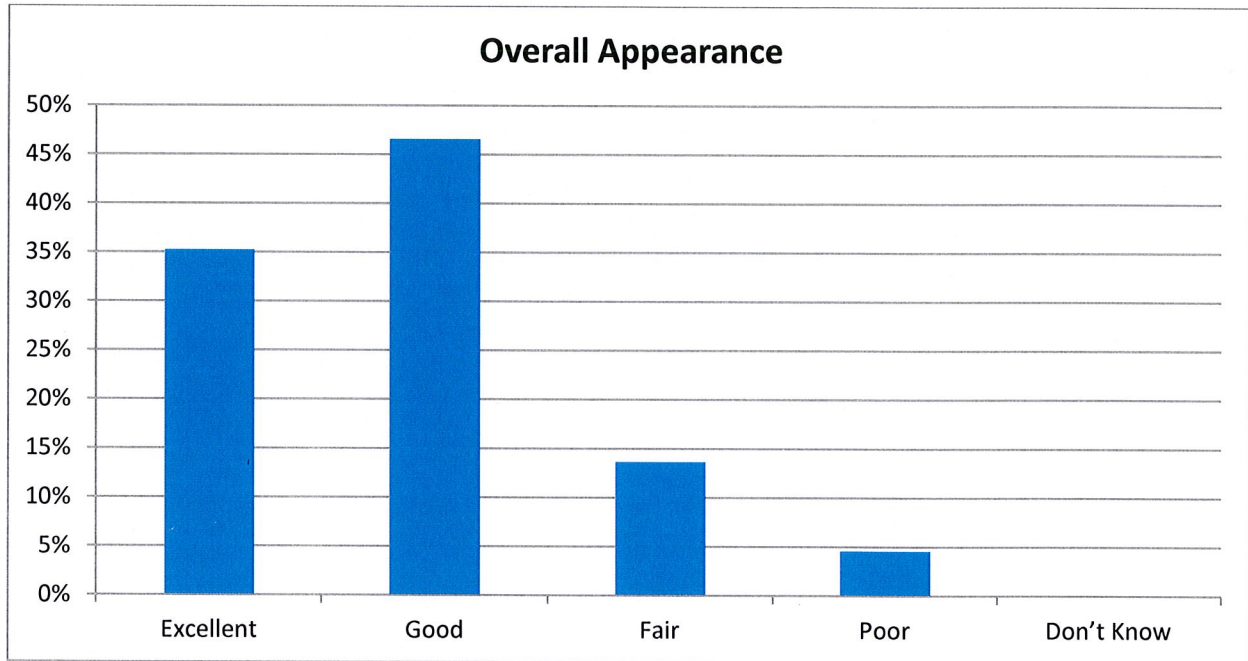
<i>Excellent</i>	41%
<i>Good</i>	47%
<i>Fair</i>	6%
<i>Poor</i>	8%
<i>Don't Know</i>	1%



2. The City's taxable property market value increased 12.45% from 2013 to 2014, while Wright County's increased 8.47% during the same period.
3. The City's ISO Rating is 5-9.

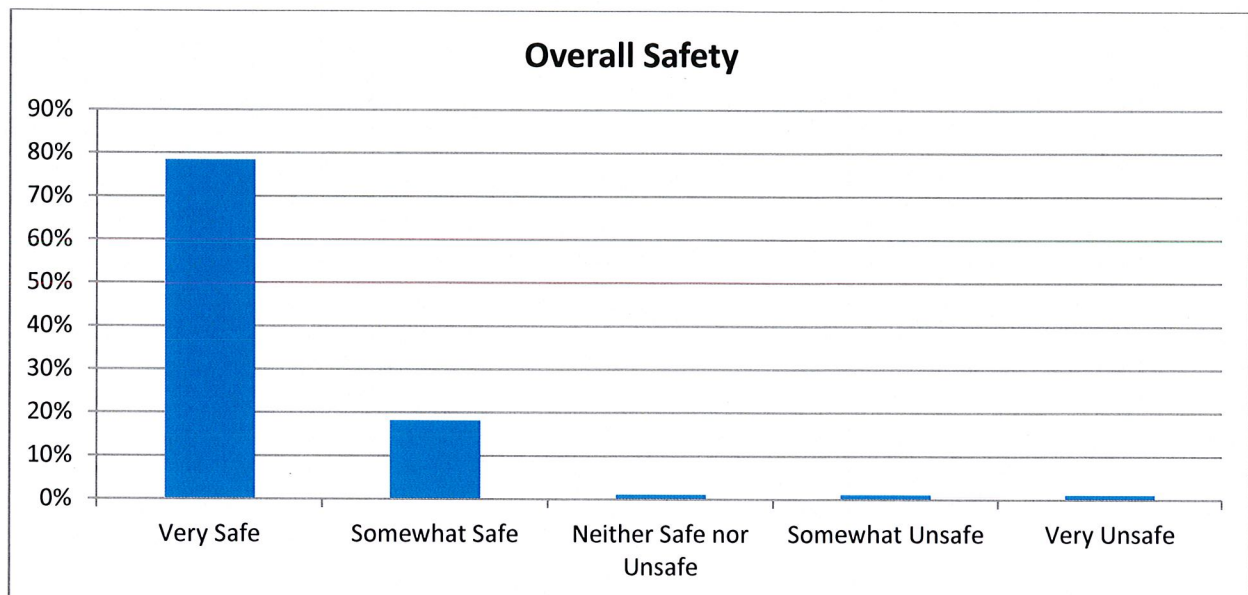
4. How would you rate the overall appearance of St. Michael?

<i>Excellent</i>	35%
<i>Good</i>	47%
<i>Fair</i>	14%
<i>Poor</i>	5%
<i>Don't Know</i>	0%



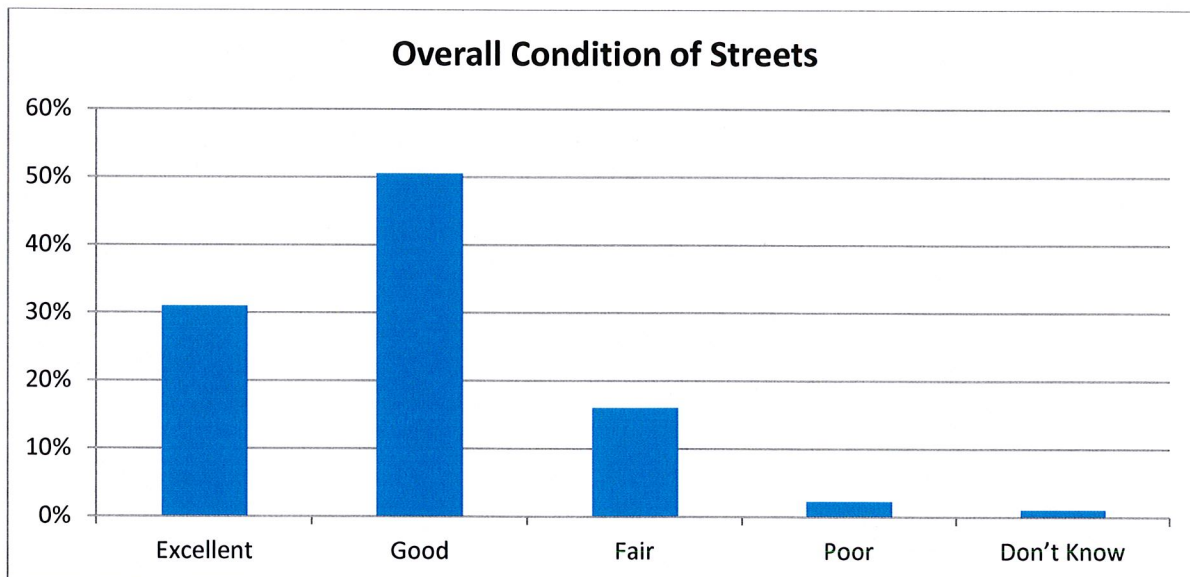
5. How would you rate the overall feeling of safety in St. Michael

<i>Very Safe</i>	78%
<i>Somewhat Safe</i>	18%
<i>Neither Safe nor Unsafe</i>	1%
<i>Somewhat Unsafe</i>	1%
<i>Very Unsafe</i>	1%



6. How would you rate the overall condition of the streets?

<i>Excellent</i>	<i>31%</i>
<i>Good</i>	<i>51%</i>
<i>Fair</i>	<i>16%</i>
<i>Poor</i>	<i>2%</i>
<i>Don't Know</i>	<i>1%</i>



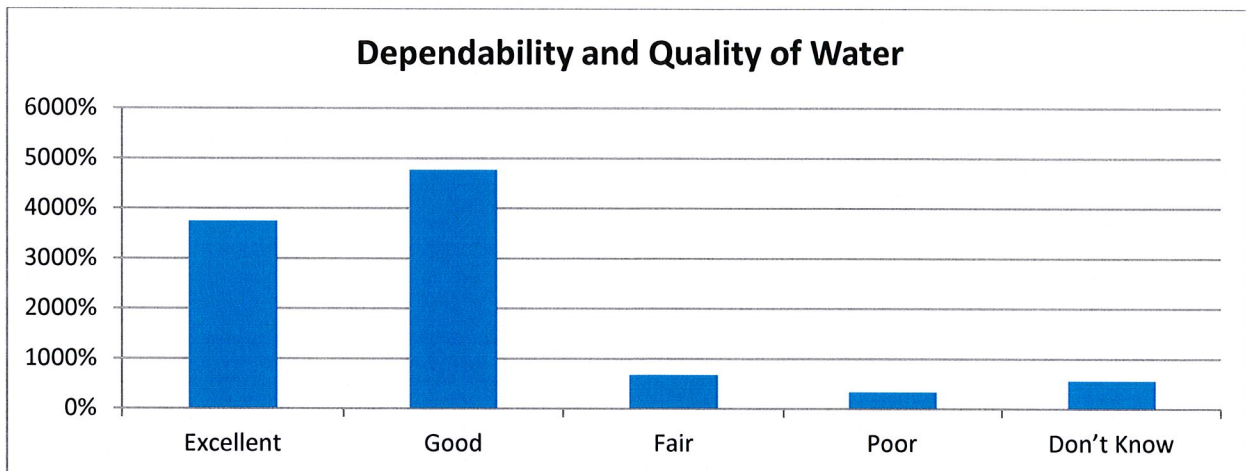
7. How would you rate the overall quality of snowplowing on City streets?

<i>Excellent</i>	41%
<i>Good</i>	44%
<i>Fair</i>	8%
<i>Poor</i>	6%
<i>Don't Know</i>	2%



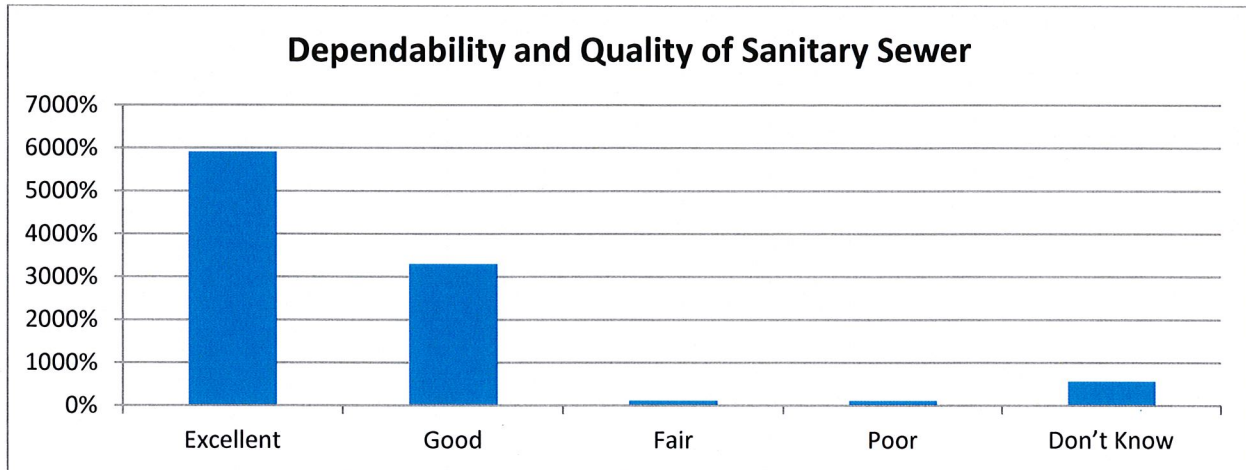
8. How would you rate the dependability and overall quality of the City water supply?

<i>Excellent</i>	38%
<i>Good</i>	48%
<i>Fair</i>	9%
<i>Poor</i>	3%
<i>Don't Know</i>	6%



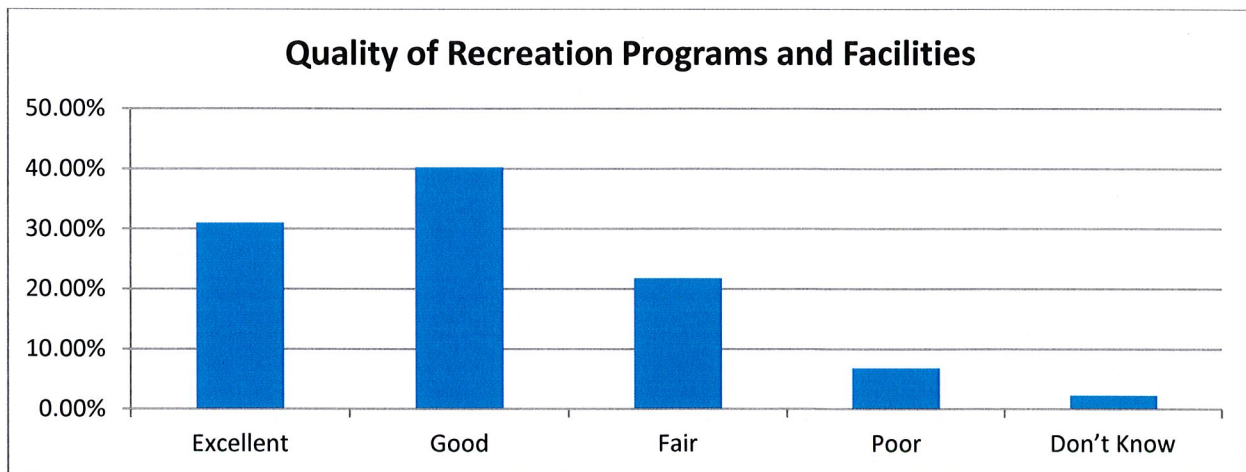
9. How would you rate the dependability and quality of City sanitary sewer?

<i>Excellent</i>	59%
<i>Good</i>	33%
<i>Fair</i>	1%
<i>Poor</i>	1%
<i>Don't Know</i>	5%



10. How would you rate the quality of recreational programs and facilities in St. Michael?

<i>Excellent</i>	31%
<i>Good</i>	40%
<i>Fair</i>	22%
<i>Poor</i>	7%
<i>Don't Know</i>	2%



Performance Measurement System as Adopted by St. Michael City Council

The City of St. Michael will strive to meet the following performance measures:

1. To provide an **Overall Quality of Services** in which at least 65% or more of its residents rate as Excellent or Good.
2. To maintain a **Taxable Market Value** at an equal or better rate than Wright County as a whole.
3. To have at least 65% or more of its residents rate the **Overall Appearance** of the community as Excellent or Good.
4. To have at least 80% or more of its residents rate the **Overall Safety** of the community as Very Safe or Somewhat Safe.
5. To maintain or improve the City's **ISO Rating** (Fire Safety) as a 5-9.
6. To have at least 65% or more of residents rate the **Overall Condition of City Streets** as Excellent or Good.
7. To have at least 65% or more of residents rate the **Overall Quality of Snowplowing** on City streets as Excellent or Good.
8. To have at least 65% or more of residents rate the **Dependability and Quality of the City Water Supply** as Excellent or Good.
9. To have at least 65% or more of residents rate the **Dependability and Quality of City Sanitary Sewer** as Excellent or Good.
10. To have at least 65% or more of residents rate the **Quality of Recreational Programs and Facilities** as Excellent or Good.