


STATE OF MINNESOTA

Office of the State Auditor



Rebecca Otto
State Auditor

**2015 Local Government
Lobbying Services**

Description of the Office of the State Auditor

The mission of the Office of the State Auditor is to oversee local government finances for Minnesota taxpayers by helping to ensure financial integrity and accountability in local governmental financial activities.

Through financial, compliance, and special audits, the State Auditor oversees and ensures that local government funds are used for the purposes intended by law and that local governments hold themselves to the highest standards of financial accountability.

The State Auditor performs approximately 150 financial and compliance audits per year and has oversight responsibilities for over 3,300 local units of government throughout the state. The office currently maintains five divisions:

Audit Practice - conducts financial and legal compliance audits of local governments;

Government Information - collects and analyzes financial information for cities, towns, counties, and special districts;

Legal/Special Investigations - provides legal analysis and counsel to the Office and responds to outside inquiries about Minnesota local government law; as well as investigates allegations of misfeasance, malfeasance, and nonfeasance in local government;

Pension - monitors investment, financial, and actuarial reporting for approximately 700 public pension funds; and

Tax Increment Financing - promotes compliance and accountability in local governments' use of tax increment financing through financial and compliance audits.

The State Auditor serves on the State Executive Council, State Board of Investment, Land Exchange Board, Public Employees Retirement Association Board, Minnesota Housing Finance Agency, and the Rural Finance Authority Board.

Office of the State Auditor
525 Park Street, Suite 500
Saint Paul, Minnesota 55103
(651) 296-2551
state.auditor@osa.state.mn.us
www.auditor.state.mn.us

This document can be made available in alternative formats upon request. Call 651-296-2551 [voice] or 1-800-627-3529 [relay service] for assistance; or visit the Office of the State Auditor's web site: www.auditor.state.mn.us.

2015 Local Government Lobbying Services

For the Year Ended December 31, 2015



May 5, 2016

**Government Information Division
Office of the State Auditor
State of Minnesota**

Deputy State Auditor

Greg Hierlinger

Staff

Kathy Docter, *Director of Government Information Division*

John Jernberg, *Research Analysis Specialist*

Christy John, *Research Analyst*

Mark Albarado, *Accounting Officer*

Tiffany O'Neil, *Accounting Officer*

Erin Schutta, *Accounting Officer*

Karla Binuya, *Accounting Technician*

Caroline Cao, *Intern*

This page left blank intentionally

TABLE OF CONTENTS

| | |
|--|------------|
| Scope and Methodology..... | 1 |
| Executive Summary..... | 3 |
| Overview..... | 5 |
| Lobbying Services Expenditures by Local Governments..... | 6 |
| Staff and Contract Lobbyists..... | 6 |
| Reliance on Contract Lobbyists..... | 7 |
| Highest Expenditures on Staff and Contract Lobbyists..... | 7 |
| Trends in Expenditures for Staff and Contract Lobbyists..... | 8 |
| Lobbying Services Expenditures by Associations..... | 9 |
| Trends in Lobbying Services Expenditures Made by Associations..... | 9 |
| Association Lobbying by Type of Entity..... | 10 |
| Multiple Association Memberships..... | 10 |
| Associations With the Highest Expenditures on Lobbying Services..... | 11 |
| Compensation Paid to Firms or Staff for Lobbying Services..... | 12 |
| Data Tables - 2015 Local Government Lobbying Expenditures | |
| Table 4 - 2015 Local Government Lobbying Expenditures - Employee and Contract Lobbyists..... | 15 |
| Table 5 - 2015 Lobbying Expenditures Paid With Association Dues - Listed by Entity..... | 26 |
| Table 6 - 2015 Lobbying Expenditures by Associations of Local Governments..... | 384 |
| Appendices | |
| Appendix A - Office of the State Auditor - 2015 Local Government Lobbying Expenditures Reporting Form..... | 387 |
| Appendix B - Office of the State Auditor - 2015 Lobbying Cost Reporting Form for Associations of Local Governments..... | 393 |

This page left blank intentionally

Scope and Methodology

This report shows the expenditures by local governments and their associations for lobbyists and lobbying. The report is prepared in accordance with Minn. Stat. § 6.76, which states:

(a) On or before January 31 of each year, all political subdivisions shall report to the state auditor, on forms prescribed by the auditor, their estimated expenditures paid for the previous calendar year to a lobbyist as defined in section 10A.01, subdivision 21, except payments to associations of political subdivisions that are reported under paragraph (b), and to any staff person not registered as a lobbyist, over 25 percent of whose time is spent during the legislative session on legislative matters.

(b) Associations of political subdivisions subject to this section shall report annually, on or before January 31, to the state auditor and the association's members the proportionate amount of each member's dues spent for lobbying purposes.

(c) For purposes of this section, "political subdivision" has the meaning given in section 6.465, but also includes a metropolitan or regional agency or a public corporation audited by the legislative auditor.

The Office of the State Auditor has collected and published data on the lobbying services costs of local governments since 1989. This report summarizes expenditures on local government lobbying services during the calendar year 2015¹ and is intended to inform the public and policymakers of the amount spent by their local government on lobbying services.²

The reporting forms used to collect information on the expenditures by local governments and their associations for lobbyists and lobbying are presented as appendices in this report starting on page 387. The list of local government associations was developed by reviewing all associations that were registered with the Campaign Finance and Public Disclosure Board. While the Office of the State Auditor attempted to identify all associations of local governments and provide them forms to fulfill their reporting requirement, it is the responsibility of the associations to comply with the reporting requirement. The expenditures on lobbying services are the amounts self-reported by local governments and local government associations.

¹While the law requires associations to report on a calendar year, certain associations continue to report on their own fiscal years.

²This report only details local government lobbying expenditures used to influence legislative, administrative, or official actions by Minnesota officials. This report does not detail local government lobbying expenditures at the federal level.

This page left blank intentionally

Executive Summary

- Local governments spent a total of \$8,926,786 on lobbying activities in 2015. This represents an increase of \$687,746, or 8.3 percent, over the amount spent on lobbying services in 2014 (pg. 5).
- In 2015, 101 local governments (ten more than in 2014) reported that they directly employed staff or hired contract lobbyists in 2015. These local governments spent a total of \$4,674,403 on staff and contract lobbyists.³ This was \$398,796, or 9.3 percent, more than in 2014 (pg. 5).
- In addition to the \$4.7 million paid directly to staff and contract lobbyists, local governments paid dues of \$11,683,827 in 2015 to local government associations that also represented their interests before legislative, administrative, or other governmental bodies.⁴ These associations spent \$4,252,383 on lobbyists and lobbying in 2015, an increase of 7.3 percent over 2014. Of the \$4.3 million spent on lobbyists and lobbying by these associations, \$3,776,740 was funded exclusively through dues. This represents an increase of 8.7 percent over the \$3,474,095 in association dues that were spent on lobbying activities in 2014 (pg. 5).

³These expenditures do not include dues and membership fees paid to local government associations.

⁴The local government associations identified in this report do not include various professional associations that lobby on behalf of specific professional occupations within local governments. For example, Education Minnesota is registered with the Campaign Finance and Public Disclosure Board. However, because the association does not directly represent school districts or school district management personnel, its lobbying expenditures are not included in this report.

This page left blank intentionally

Overview

The operation and funding of local governments can be greatly affected by decisions made by the State Legislature. Therefore, it is understandable that those affected by these decisions would want to have representation during the legislative process. This report documents the level of expenditures made by local governments and their associations to perform this function.

According to reports filed with the Office of the State Auditor, local governments spent a total of \$8,926,786 on lobbying activities in 2015. This represents an increase of \$687,746, or 8.3 percent, over the amount spent on lobbying services in 2014. The increase in local government lobbying expenditures in part reflects a longer legislative session due to it being a budget year. The legislative session generally runs five months during budget years compared to three months in non-budget years.

Expenditures on local government lobbying increased 8.3 percent between 2014 and 2015.

In 2015, 101 local governments (ten more than in 2014) reported that they directly employed staff or hired contract lobbyists in 2015. These local governments spent a total of \$4,674,403 on staff and contract lobbyists.⁵ This was \$398,796, or 9.3 percent, more than in 2014. Staff and contract lobbyists are paid to provide information to policymakers to influence legislative, administrative, or official actions regarding local governments in Minnesota.

In addition to the \$4.7 million paid directly to staff and contract lobbyists, local governments paid dues of \$11,683,827 in 2015 to local government associations that also represented their interests before legislative, administrative, or other governmental bodies.⁶ These associations spent \$4,252,383 on lobbyists and lobbying in 2015, an increase of 7.3 percent over 2014. Of the \$4.3 million spent on lobbyists and lobbying by these associations, \$3,776,740 was funded exclusively through dues. This represents an increase of 8.7 percent over the \$3,474,095 in association dues that were spent on lobbying activities in 2014.

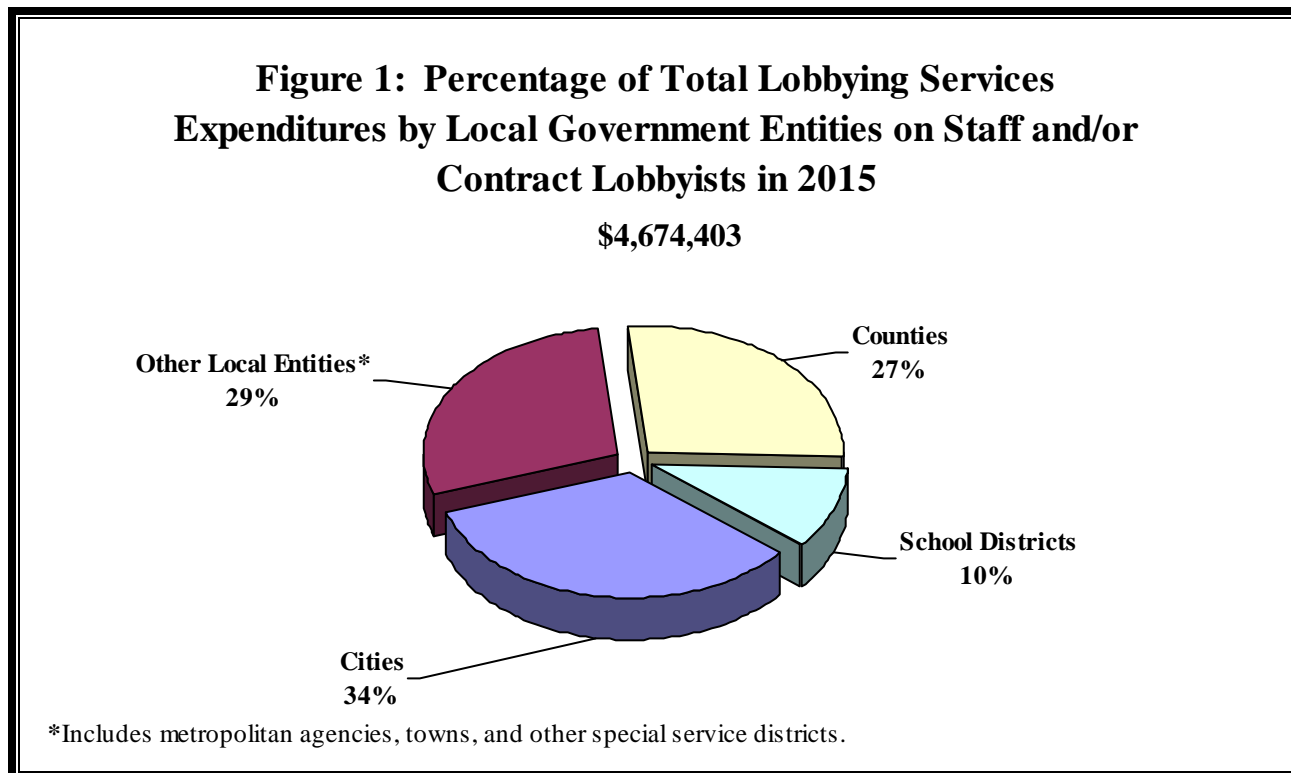
⁵These expenditures do not include dues and membership fees paid to local government associations.

⁶The local government associations identified in this report do not include various professional associations that lobby on behalf of specific professional occupations within local governments. For example, Education Minnesota is registered with the Campaign Finance and Public Disclosure Board. However, because the association does not directly represent school districts or school district management personnel, its lobbying expenditures are not included in this report.

Lobbying Services Expenditures by Local Governments

Staff and Contract Lobbyists

In 2015, 101 local governments, including cities, counties, school districts, and special districts, directly employed staff and/or contracted with professional lobbyists to represent their interests before the Legislature. Table 4 on pages 15 - 25 shows the payments made to these employees and hired professional staff as well as other costs attributable to lobbying efforts. Figure 1 below shows the 2015 percentage of total expenditures on staff and contract lobbyists by type of entity.



Of the 101 reporting entities that employed lobbying staff or hired contract lobbyists in 2015:

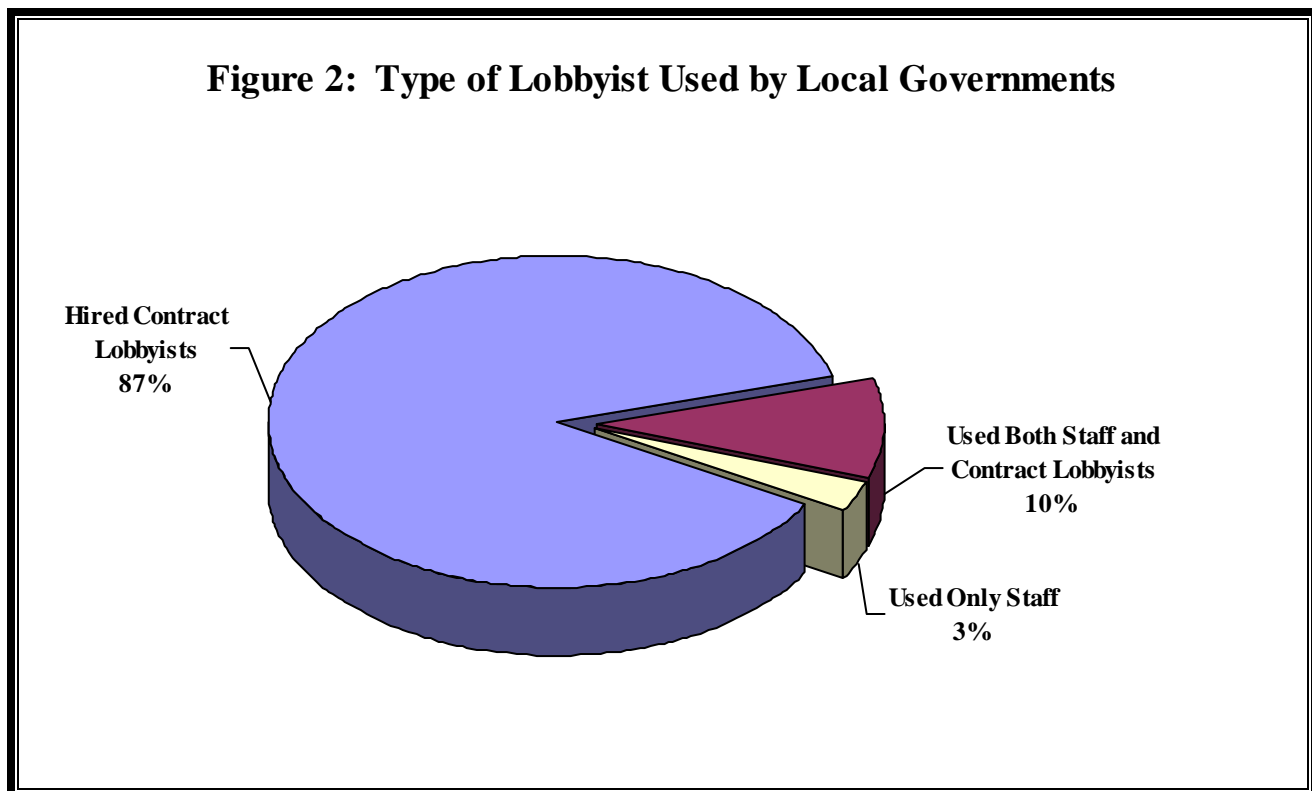
- Thirty-five cities and city component units reported a combined total of \$1,567,914 in lobbying services expenditures. This compares to 28 cities and \$1,388,639 in 2014.
- Twenty counties and county component units reported a combined total of \$1,281,977 in lobbying services expenditures. This compares to 17 counties and \$1,130,737 in 2014.
- Eleven education entities reported a combined total of \$489,127 in lobbying services expenditures. This compares to 16 entities and \$527,175 in 2014.
- Thirty-five metropolitan agencies, towns, and other special districts reported a combined total of \$1,335,385 in lobbying services expenditures. This compares to 30 entities and \$1,229,056 in 2014.

Reliance on Contract Lobbyists

Local governments more frequently use contract lobbyists than utilize their own staff to provide lobbying services. Contract lobbyists accounted for \$3,298,791, or 71 percent, of the total amount spent by those governments using contract or staff lobbyists. Local governments spent \$1,294,876 on staff lobbyists to represent their interests before the Legislature and other governmental bodies. In addition, local governments reported an additional \$80,736 in overhead costs related to lobbying services in 2015.

During 2015:

- 3 local governments relied entirely on their staff to represent them at the Legislature, compared to 4 in 2014;
- 88 local governments relied entirely on contract lobbyists to represent their interests, compared to 77 in 2014; and
- 10 local governments hired contract lobbyists and used their own staff for lobbying, the same as in 2014.



Highest Expenditures on Staff and Contract Lobbyists

Thirteen of the 101 local governments that directly employed lobbying staff and/or hired contract lobbyists reported over \$100,000 in lobbying services expenditures, for a total of \$2,351,303. These 13 local governments accounted for 50 percent of the total amount paid to contract and staff lobbyists in 2015 (see Table 1 on the following page).

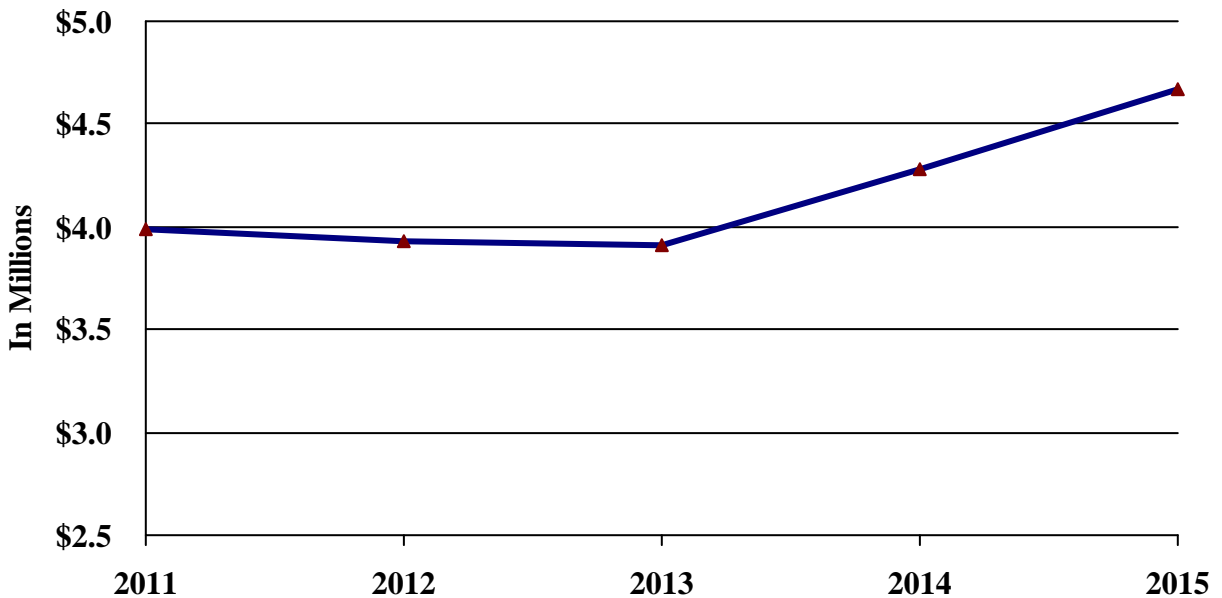
Table 1: Local Governments Spending More Than \$100,000 on Lobbying Services in 2015

| | | | |
|--|-----------|---|-----------|
| City of Minneapolis | \$353,718 | Minneapolis Park and Recreation Board | \$143,000 |
| City of Saint Paul | \$332,068 | City of Eagan | \$125,403 |
| Hennepin County | \$316,070 | Southern Minnesota Municipal Power Agency | \$116,070 |
| Saint Louis County | \$179,449 | Counties Transit Improvement Board | \$110,000 |
| Ramsey County | \$159,281 | Minnesota Sports Facilities Authority | \$108,000 |
| Western Minnesota Municipal Power Agency | \$153,182 | I.S.D. # 1S - Minneapolis | \$106,005 |
| Metropolitan Airports Commission | \$149,057 | | |

Trends in Expenditures for Staff and Contract Lobbyists

The number of entities that reported expenditures on contract and staff lobbyists increased from 91 in 2014 to 101 in 2015. There were 18 entities that reported lobbying expenditures in 2014 that reported no lobbying expenditures in the 2015 reporting period. There were 28 entities reporting lobbying expenditures in 2015 that reported no lobbying expenditures in the 2014 reporting period. Figure 3 below shows the long-term trend of expenditures on staff and contract lobbyists for the years 2011 to 2015.

Figure 3: Total Expenditures on Staff and Contract Lobbyists - 2011 to 2015



Lobbying Services Expenditures by Associations

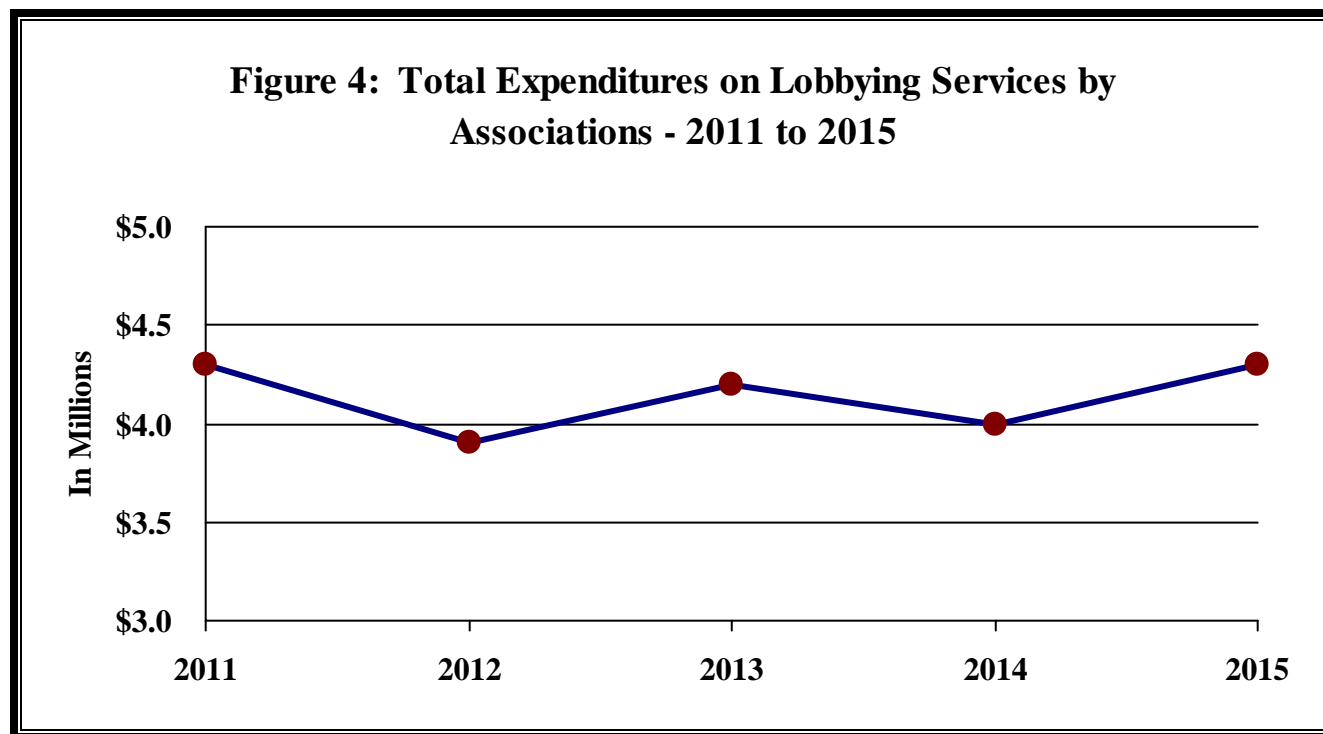
While 101 local governments opted to hire lobbyists or use staff to lobby on their behalf, it is more common for them to rely on various local government associations to represent their interests at the Legislature. These local government associations receive the majority of their funding from membership dues and other public funds. Some associations representing local governments not only lobby on behalf of their members, but also act as service associations. Groups such as the League of Minnesota Cities and the Association of Minnesota Counties provide a wide range of services to their members. For these associations, lobbying services account for a smaller share of their overall expenditures as compared to associations whose primary purpose is lobbying.

Other types of associations are formed for the explicit purpose of lobbying the Legislature on a specific issue or range of issues for which the members share a common interest. Most of these associations hire a lobbyist or a lobbying firm to influence legislative, administrative, or other official actions at the state, regional, or metropolitan level of government. The dues paid by members of these associations generally represent a percentage of the total amount paid to a contract lobbyist.

Trends in Lobbying Services Expenditures Made by Associations

In 2015, 25 associations representing local governments reported expenditures on lobbying services totaling \$4,252,383. Of this amount, \$3,776,740, or 89 percent, was funded through the dues of the association members. Total expenditures for lobbying/lobbyists by associations in 2015 increased \$288,950, or 7.3 percent, over the level expended in 2014.

Figure 4 below shows total expenditures on lobbying services by associations from 2011 to 2015.



Association Lobbying by Type of Entity

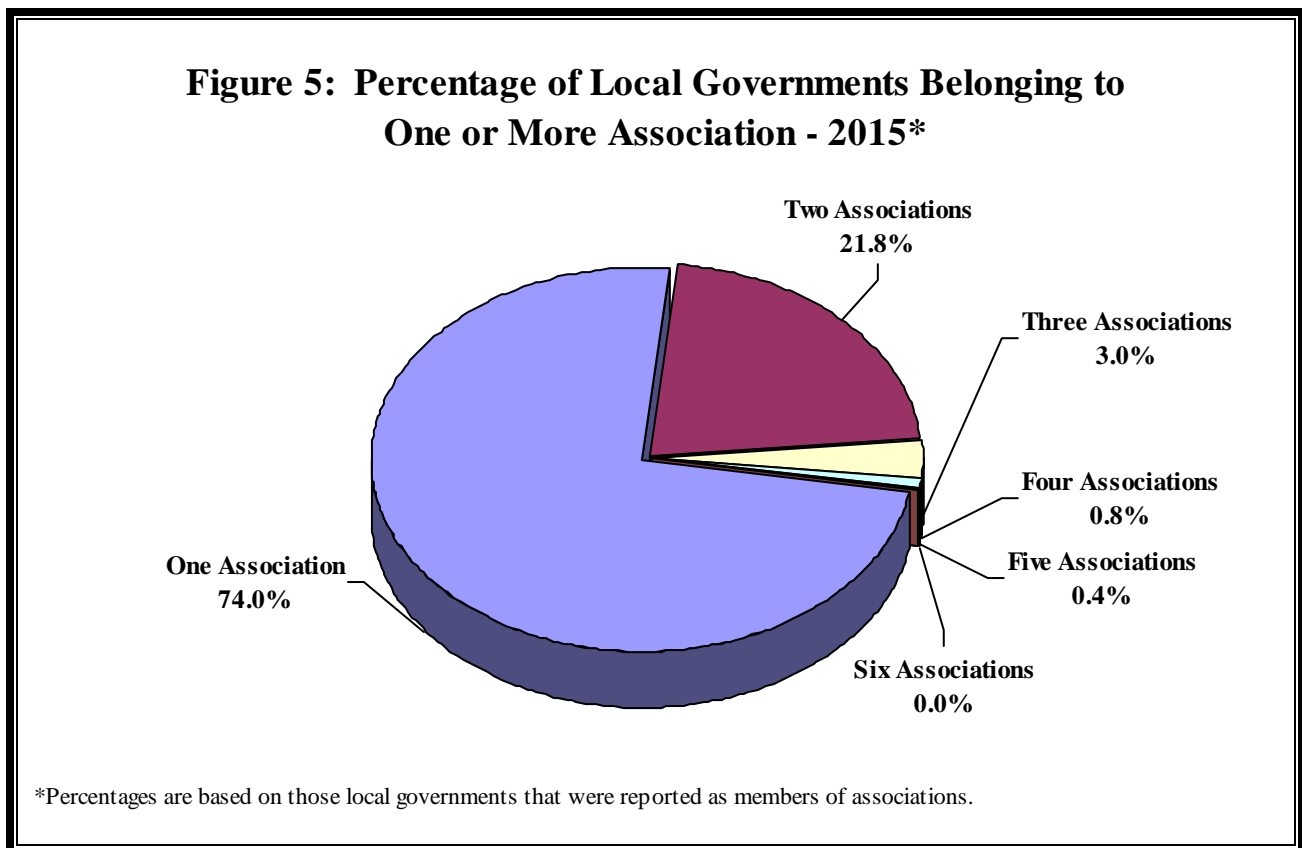
The associations reporting lobbying expenditures included:

- eight associations that represented the interests of cities;
- four associations that represented the interests of counties;
- four associations that represented the interests of school districts;
- one association that represented the interests of townships;
- two associations that represented the interests of special districts; and
- six associations that represented more than one type of local government.

Multiple Association Memberships

While it is common for local governments to belong to at least one association, some local units belong to several. Of the 3,218 local units of government that belonged to at least one association, there were 136 local units of government that paid dues to three or more associations.

Figure 5 below shows the percentage of local governments that belong to one or more association.

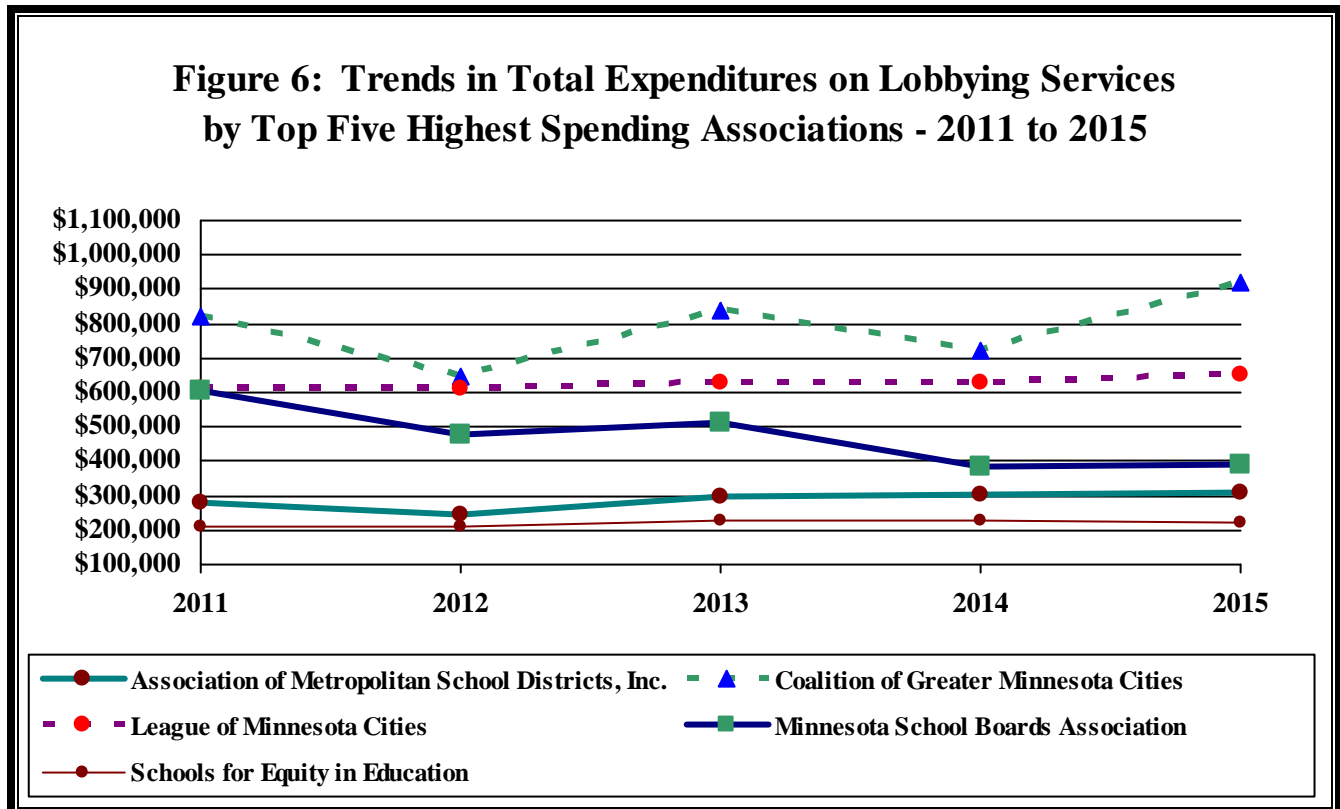


Associations With the Highest Expenditures on Lobbying Services

Among the 25 local government associations that lobbied the Legislature on behalf of their local government members, 12 associations reported expenditures on lobbying/lobbyists in excess of \$100,000 in 2015 (see Table 2 below). These 12 associations accounted for \$3,637,159, or 86 percent, of the total lobbying expenditures of associations in 2015. In addition, these 12 associations accounted for \$3,170,988, or 84 percent, of all association dues used for lobbying.

| | | | |
|--|-----------|---------------------------------------|-----------|
| Coalition of Greater Minnesota Cities | \$920,635 | Minnesota Inter-County Association | \$179,585 |
| League of Minnesota Cities | \$652,697 | Association of Minnesota Counties | \$175,132 |
| Minnesota School Boards Association | \$390,985 | Minnesota Rural Education Association | \$161,009 |
| Association of Metropolitan School Districts, Inc. | \$311,673 | Greater Minnesota Partnership | \$143,989 |
| Schools for Equity in Education | \$224,633 | North Metro Mayors Association | \$143,310 |
| Association of Metropolitan Municipalities | \$196,690 | Municipal Legislative Commission | \$136,821 |

Figure 6 below shows the five-year trend in lobbying expenditures by the five associations with the highest lobbying expenditures in 2015.



Compensation Paid to Firms or Staff for Lobbying Services

In 2015, Minnesota local governments or associations of local governments paid 13 firms or lobbyists \$100,000 or more to provide lobbying services.⁷ The 13 firms or lobbyists receiving \$100,000 or more in payments from local governments or associations of local governments are listed below in Table 3.

| | | | |
|---|-----------|--|-----------|
| Flaherty and Hood, P.A. | \$977,108 | Capitol Hill Associates | \$176,288 |
| Messerli and Kramer | \$466,465 | McGrann, Shea, Anderson, Carnival, Straughn, and Lamb, Chartered | \$154,833 |
| Lockridge, Grindal, and Nauen, PLLP | \$389,768 | Joel Carlson | \$149,696 |
| Larkin, Hoffman, Daly, and Lindgren, Ltd. | \$238,134 | Fredrikson and Byron, P.A. | \$149,500 |
| Ewald Consulting | \$221,998 | Rice, Michels, and Walther, LLP | \$132,000 |
| Amundson Strategies, LLC | \$215,036 | Eugene Ranieri | \$107,327 |
| Fryberger, Buchanan, Smith, and Frederick | \$177,838 | | |

⁷The amounts listed are those exclusively attributed to lobbying services. Some of these firms also received money for services they provided to the association or local government that they determined were not attributable to lobbying. Only the part of an employee's salary and benefits attributed to lobbying was included in this analysis.

Data Tables

2015 Local Government Lobbying Expenditures

This page left blank intentionally

Table 4
2015 Local Government Lobbying Expenditures
Employee and Contract Lobbyists

| Name of Entity Contract or Employee Lobbyists | Amount of Contract & Expenses | Salary & Benefits Related to Lobbying** | Employee Expenses Related to Lobbying | All Other Costs* | Total** Lobbying Expenditures |
|---|-------------------------------------|--|--|------------------------|-------------------------------------|
| Anoka County | | | | | |
| Ward Einess | 45,000 | --- | --- | --- | 45,000 |
| Faegre and Benson, LLP | 39,864 | --- | --- | --- | 39,864 |
| Total | \$84,864 | \$--- | \$--- | \$--- | \$84,864 |
| Buffalo-Red River Watershed District | | | | | |
| Joel Carlson | 10,200 | --- | --- | --- | 10,200 |
| Total | \$10,200 | \$--- | \$--- | \$--- | \$10,200 |
| Carver County | | | | | |
| Claire Robling | 6,000 | --- | --- | --- | 6,000 |
| Total | \$6,000 | \$--- | \$--- | \$--- | \$6,000 |
| Cedar River Watershed District | | | | | |
| Ronald D. Harnack | 1,050 | --- | --- | --- | 1,050 |
| Total | \$1,050 | \$--- | \$--- | \$--- | \$1,050 |
| Chisago County | | | | | |
| Larkin, Hoffman, Daly, and Lindgren, Ltd. | 32,500 | --- | --- | --- | 32,500 |
| Total | \$32,500 | \$--- | \$--- | \$--- | \$32,500 |
| City of Annandale | | | | | |
| Flaherty and Hood, P.A. | 20,001 | --- | --- | --- | 20,001 |
| Total | \$20,001 | \$--- | \$--- | \$--- | \$20,001 |
| City of Appleton | | | | | |
| Administrative/Overhead Costs | --- | --- | --- | 2,000 | 2,000 |
| Goff Public | 6,731 | --- | --- | --- | 6,731 |
| Total | \$6,731 | \$--- | \$--- | \$2,000 | \$8,731 |
| City of Bloomington | | | | | |
| Messerli and Kramer | 51,800 | --- | --- | --- | 51,800 |
| Total | \$51,800 | \$--- | \$--- | \$--- | \$51,800 |
| City of Burnsville | | | | | |
| Joel Carlson | 12,000 | --- | --- | --- | 12,000 |
| Total | \$12,000 | \$--- | \$--- | \$--- | \$12,000 |
| City of Chatfield | | | | | |
| Sletten Government Affairs and Public Policy, LLC | 9,000 | --- | --- | --- | 9,000 |
| Total | \$9,000 | \$--- | \$--- | \$--- | \$9,000 |
| City of Columbus | | | | | |
| Larkin, Hoffman, Daly, and Lindgren, Ltd. | 13,717 | --- | --- | --- | 13,717 |
| Total | \$13,717 | \$--- | \$--- | \$--- | \$13,717 |

*Includes costs related to the furtherance of the lobbying effort such as overhead, administration, research, analysis, and communication.

**Totals may not equal the summed individual entries due to rounding.

***Formal name is "McGrann, Shea, Anderson, Carnival, Straughn, and Lamb, Chartered".

Table 4
2015 Local Government Lobbying Expenditures
Employee and Contract Lobbyists

| Name of Entity Contract or Employee Lobbyists | Amount of Contract & Expenses | Salary & Benefits Related to Lobbying** | Employee Expenses Related to Lobbying | All Other Costs* | Total** Lobbying Expenditures |
|--|-------------------------------------|--|--|------------------------|-------------------------------------|
| City of Dayton | | | | | |
| Lockridge, Grindal, and Nauen, PLLP | 22,030 | --- | --- | --- | 22,030 |
| Total | \$22,030 | \$--- | \$--- | \$--- | \$22,030 |
| City of Duluth | | | | | |
| Fryberger, Buchanan, Smith, and Frederick | 48,000 | --- | --- | --- | 48,000 |
| Total | \$48,000 | \$--- | \$--- | \$--- | \$48,000 |
| City of Eagan | | | | | |
| Larkin, Hoffman, Daly, and Lindgren, Ltd. | 122,653 | --- | --- | --- | 122,653 |
| National Strategies | 2,750 | --- | --- | --- | 2,750 |
| Total | \$125,403 | \$--- | \$--- | \$--- | \$125,403 |
| City of Fergus Falls | | | | | |
| Winding Road Consulting Services | 10,000 | --- | --- | --- | 10,000 |
| Total | \$10,000 | \$--- | \$--- | \$--- | \$10,000 |
| City of Grand Marais | | | | | |
| Judy Erickson | 2,000 | --- | --- | --- | 2,000 |
| Total | \$2,000 | \$--- | \$--- | \$--- | \$2,000 |
| City of Grand Rapids | | | | | |
| Loren Solberg Consulting, LLC | 30,453 | --- | --- | --- | 30,453 |
| Total | \$30,453 | \$--- | \$--- | \$--- | \$30,453 |
| City of Hendricks | | | | | |
| Tom Lehman | 86 | --- | --- | --- | 86 |
| Total | \$86 | \$--- | \$--- | \$--- | \$86 |
| City of Hibbing | | | | | |
| Ronald Dicklich | 5,000 | --- | --- | --- | 5,000 |
| Total | \$5,000 | \$--- | \$--- | \$--- | \$5,000 |
| City of Inver Grove Heights | | | | | |
| Joel Carlson | 12,000 | --- | --- | --- | 12,000 |
| Total | \$12,000 | \$--- | \$--- | \$--- | \$12,000 |
| City of Mankato | | | | | |
| Flaherty and Hood, P.A. | 18,194 | --- | --- | --- | 18,194 |
| Total | \$18,194 | \$--- | \$--- | \$--- | \$18,194 |
| City of Minneapolis | | | | | |
| Administrative/Overhead Costs | --- | --- | --- | 22,132 | 22,132 |
| Sasha Bergman | --- | 49,323 | 1,257 | --- | 50,580 |
| Franzen and Associates | 35,000 | --- | --- | --- | 35,000 |
| Fredrikson and Byron, P.A. | 45,000 | --- | --- | --- | 45,000 |

*Includes costs related to the furtherance of the lobbying effort such as overhead, administration, research, analysis, and communication.

**Totals may not equal the summed individual entries due to rounding.

***Formal name is "McGrann, Shea, Anderson, Carnival, Straughn, and Lamb, Chartered".

Table 4
2015 Local Government Lobbying Expenditures
Employee and Contract Lobbyists

| Name of Entity Contract or Employee Lobbyists | Amount of Contract & Expenses | Salary & Benefits Related to Lobbying** | Employee Expenses Related to Lobbying | All Other Costs* | Total** Lobbying Expenditures |
|--|-------------------------------------|--|--|------------------------|-------------------------------------|
| Loren Olson | --- | 11,999 | 1,248 | --- | 13,247 |
| Eugene Ranieri | --- | 107,327 | --- | --- | 107,327 |
| Melissa Reed | --- | 79,364 | 1,067 | --- | 80,431 |
| Total | \$80,000 | \$248,014 | \$3,572 | \$22,132 | \$353,718 |
| City of Moorhead | | | | | |
| Flaherty and Hood, P.A. | 32,500 | --- | --- | --- | 32,500 |
| Fredrikson and Byron, P.A. | 32,500 | --- | --- | --- | 32,500 |
| Total | \$65,000 | \$--- | \$--- | \$--- | \$65,000 |
| City of Oronoco | | | | | |
| Ronald A. Jerich and Associates | 10,000 | --- | --- | --- | 10,000 |
| Total | \$10,000 | \$--- | \$--- | \$--- | \$10,000 |
| City of Ramsey | | | | | |
| Tinklenberg Group | 62,000 | --- | --- | --- | 62,000 |
| Total | \$62,000 | \$--- | \$--- | \$--- | \$62,000 |
| City of Red Wing | | | | | |
| Flaherty and Hood, P.A. | 1,438 | --- | --- | --- | 1,438 |
| Hill Capitol Strategies, Inc. | 2,500 | --- | --- | --- | 2,500 |
| Total | \$3,938 | \$--- | \$--- | \$--- | \$3,938 |
| City of Richfield | | | | | |
| North State Advisors, Inc. | 9,000 | --- | --- | --- | 9,000 |
| Total | \$9,000 | \$--- | \$--- | \$--- | \$9,000 |
| City of Rochester | | | | | |
| Administrative/Overhead Costs | --- | --- | --- | 10,000 | 10,000 |
| Ronald A. Jerich and Associates | 5,000 | --- | --- | --- | 5,000 |
| Total | \$5,000 | \$--- | \$--- | \$10,000 | \$15,000 |
| City of Saint Joseph | | | | | |
| St. Cloud Area Planning Organization | 865 | --- | --- | --- | 865 |
| Total | \$865 | \$--- | \$--- | \$--- | \$865 |
| City of Saint Louis Park | | | | | |
| Franzen and Associates | 15,000 | --- | --- | --- | 15,000 |
| Lockridge, Grindal, and Nauen, PLLP | 36,000 | --- | --- | --- | 36,000 |
| Total | \$51,000 | \$--- | \$--- | \$--- | \$51,000 |
| City of Saint Michael | | | | | |
| Lockridge, Grindal, and Nauen, PLLP | 22,950 | --- | --- | --- | 22,950 |
| Total | \$22,950 | \$--- | \$--- | \$--- | \$22,950 |

*Includes costs related to the furtherance of the lobbying effort such as overhead, administration, research, analysis, and communication.

**Totals may not equal the summed individual entries due to rounding.

***Formal name is "McGrann, Shea, Anderson, Carnival, Straughn, and Lamb, Chartered".

Table 4
2015 Local Government Lobbying Expenditures
Employee and Contract Lobbyists

| Name of Entity Contract or Employee Lobbyists | Amount of Contract & Expenses | Salary & Benefits Related to Lobbying** | Employee Expenses Related to Lobbying | All Other Costs* | Total** Lobbying Expenditures |
|--|-------------------------------------|--|--|------------------------|-------------------------------------|
| City of Saint Paul | | | | | |
| Maars Beltrandy | --- | 7,147 | --- | --- | 7,147 |
| J.D. Burton | --- | 80,853 | --- | --- | 80,853 |
| Ward Einess | 15,000 | --- | --- | --- | 15,000 |
| Matt Freeman | --- | 66,805 | --- | --- | 66,805 |
| Katie Knutson | --- | 94,988 | --- | --- | 94,988 |
| Lockridge, Grindal, and Nauen, PLLP | 45,407 | --- | --- | --- | 45,407 |
| Adam Prock | --- | 21,868 | --- | --- | 21,868 |
| Total | \$60,407 | \$271,661 | \$--- | \$--- | \$332,068 |
| City of Sandstone | | | | | |
| Administrative/Overhead Costs | --- | --- | --- | 3,523 | 3,523 |
| Fryberger, Buchanan, Smith, and Frederick | 4,773 | --- | --- | --- | 4,773 |
| Total | \$4,773 | \$--- | \$--- | \$3,523 | \$8,296 |
| City of Sauk Rapids | | | | | |
| St. Cloud Area Planning Organization | 2,006 | --- | --- | --- | 2,006 |
| Total | \$2,006 | \$--- | \$--- | \$--- | \$2,006 |
| City of Virginia | | | | | |
| Ronald A. Jerich and Associates | 6,000 | --- | --- | --- | 6,000 |
| Total | \$6,000 | \$--- | \$--- | \$--- | \$6,000 |
| City of West Saint Paul | | | | | |
| Joel Carlson | 27,500 | --- | --- | --- | 27,500 |
| Total | \$27,500 | \$--- | \$--- | \$--- | \$27,500 |
| Counties Transit Improvement Board | | | | | |
| Lockridge, Grindal, and Nauen, PLLP | 45,000 | --- | --- | --- | 45,000 |
| Messerli and Kramer | 65,000 | --- | --- | --- | 65,000 |
| Total | \$110,000 | \$--- | \$--- | \$--- | \$110,000 |
| Crane Lake Water and Sanitary District | | | | | |
| Costin Group | 8,800 | --- | --- | --- | 8,800 |
| Total | \$8,800 | \$--- | \$--- | \$--- | \$8,800 |
| Dakota County | | | | | |
| Administrative/Overhead Costs | --- | --- | --- | 4,127 | 4,127 |
| Messerli and Kramer | 78,336 | --- | --- | --- | 78,336 |
| Total | \$78,336 | \$--- | \$--- | \$4,127 | \$82,463 |
| Dakota County Regional Railroad Authority | | | | | |
| Messerli and Kramer | 19,584 | --- | --- | --- | 19,584 |
| Total | \$19,584 | \$--- | \$--- | \$--- | \$19,584 |

*Includes costs related to the furtherance of the lobbying effort such as overhead, administration, research, analysis, and communication.

**Totals may not equal the summed individual entries due to rounding.

***Formal name is "McGrann, Shea, Anderson, Carnival, Straughn, and Lamb, Chartered".

Table 4
2015 Local Government Lobbying Expenditures
Employee and Contract Lobbyists

| Name of Entity Contract or Employee Lobbyists | Amount of Contract & Expenses | Salary & Benefits Related to Lobbying** | Employee Expenses Related to Lobbying | All Other Costs* | Total** Lobbying Expenditures |
|--|-------------------------------------|--|--|------------------------|-------------------------------------|
| Destination Medical Center Corporation | | | | | |
| Faegre Baker Daniels, LLP | 20,000 | --- | --- | --- | 20,000 |
| McGrann, Shea, Anderson, Carnival, Straughn, & Lamb*** | 10,482 | --- | --- | --- | 10,482 |
| Winthrop and Weinstine, P.A. | 10,075 | --- | --- | --- | 10,075 |
| Total | \$40,557 | \$--- | \$--- | \$--- | \$40,557 |
| Duluth Seaway Port Authority | | | | | |
| Administrative/Overhead Costs | --- | --- | --- | 7,063 | 7,063 |
| Flaherty and Hood, P.A. | 12,843 | --- | --- | --- | 12,843 |
| Total | \$12,843 | \$--- | \$--- | \$7,063 | \$19,906 |
| East Metro Integration District 6067 | | | | | |
| Amundson Strategies, LLC | 22,656 | --- | --- | --- | 22,656 |
| Total | \$22,656 | \$--- | \$--- | \$--- | \$22,656 |
| Goodhue County | | | | | |
| Lockridge, Grindal, and Nauen, PLLP | 20,001 | --- | --- | --- | 20,001 |
| Total | \$20,001 | \$--- | \$--- | \$--- | \$20,001 |
| Hennepin County | | | | | |
| Administrative/Overhead Costs | --- | --- | --- | 22,636 | 22,636 |
| Linda Berglin | --- | 27,748 | 551 | --- | 28,299 |
| Mary E. Davidson | --- | 71,894 | 1,390 | --- | 73,284 |
| Tara Erickson | 25,000 | --- | --- | --- | 25,000 |
| David W. Godfrey | --- | 27,625 | 789 | --- | 28,414 |
| Messerli and Kramer | 20,000 | --- | --- | --- | 20,000 |
| Kareem D. Murphy | --- | 31,237 | 2,200 | --- | 33,437 |
| Rice, Michels, and Walther, LLP | 55,000 | --- | --- | --- | 55,000 |
| Winthrop and Weinstine, P.A. | 30,000 | --- | --- | --- | 30,000 |
| Total | \$130,000 | \$158,504 | \$4,930 | \$22,636 | \$316,070 |
| I.S.D. # 11 - Anoka-Hennepin | | | | | |
| Amundson Strategies, LLC | 56,230 | --- | --- | --- | 56,230 |
| Total | \$56,230 | \$--- | \$--- | \$--- | \$56,230 |
| I.S.D. # 1S - Minneapolis | | | | | |
| James Grathwol | --- | 10,491 | 394 | --- | 10,885 |
| James Grathwol | 15,000 | --- | --- | --- | 15,000 |
| Josh Downham | 80,120 | --- | --- | --- | 80,120 |
| Total | \$95,120 | \$10,491 | \$394 | \$--- | \$106,005 |

*Includes costs related to the furtherance of the lobbying effort such as overhead, administration, research, analysis, and communication.

**Totals may not equal the summed individual entries due to rounding.

***Formal name is "McGrann, Shea, Anderson, Carnival, Straughn, and Lamb, Chartered".

Table 4
2015 Local Government Lobbying Expenditures
Employee and Contract Lobbyists

| Name of Entity Contract or Employee Lobbyists | Amount of Contract & Expenses | Salary & Benefits Related to Lobbying** | Employee Expenses Related to Lobbying | All Other Costs* | Total** Lobbying Expenditures |
|--|-------------------------------------|--|--|------------------------|-------------------------------------|
| I.S.D. # 279 - Osseo | | | | | |
| Ewald Consulting | 12,900 | --- | --- | --- | 12,900 |
| Total | \$12,900 | \$--- | \$--- | \$--- | \$12,900 |
| I.S.D. # 535 - Rochester | | | | | |
| Capitol Gains | 30,000 | --- | --- | --- | 30,000 |
| Total | \$30,000 | \$--- | \$--- | \$--- | \$30,000 |
| I.S.D. # 625 - St. Paul | | | | | |
| Mary Gilbert | 68,043 | --- | --- | --- | 68,043 |
| Linda Sandvig | 19,188 | --- | --- | --- | 19,188 |
| Total | \$87,231 | \$--- | \$--- | \$--- | \$87,231 |
| I.S.D. # 712 - Mountain Iron-Buhl | | | | | |
| Costin Group | 30,000 | --- | --- | --- | 30,000 |
| Total | \$30,000 | \$--- | \$--- | \$--- | \$30,000 |
| I.S.D. # 728 - Elk River | | | | | |
| Joel Carlson | 30,000 | --- | --- | --- | 30,000 |
| Total | \$30,000 | \$--- | \$--- | \$--- | \$30,000 |
| Intermediate School District 287 | | | | | |
| Ewald Consulting | 34,065 | --- | --- | --- | 34,065 |
| Total | \$34,065 | \$--- | \$--- | \$--- | \$34,065 |
| Itasca County | | | | | |
| Loren Solberg Consulting, LLC | 33,850 | --- | --- | --- | 33,850 |
| Total | \$33,850 | \$--- | \$--- | \$--- | \$33,850 |
| Koochiching County | | | | | |
| Federal Advocates | 12,000 | --- | --- | --- | 12,000 |
| Total | \$12,000 | \$--- | \$--- | \$--- | \$12,000 |
| Lake Agassiz Regional Library | | | | | |
| Vanasek and Associates, Inc. | 2,500 | --- | --- | --- | 2,500 |
| Total | \$2,500 | \$--- | \$--- | \$--- | \$2,500 |
| Lake County | | | | | |
| Lockridge, Grindal, and Nauen, PLLP | 27,450 | --- | --- | --- | 27,450 |
| Total | \$27,450 | \$--- | \$--- | \$--- | \$27,450 |
| Lakes Country Service Cooperative | | | | | |
| Capitol Hill Associates | 7,570 | --- | --- | --- | 7,570 |
| Lindquist and Vennum | 7,819 | --- | --- | --- | 7,819 |
| Roger Moe | 6,826 | --- | --- | --- | 6,826 |
| Total | \$22,215 | \$--- | \$--- | \$--- | \$22,215 |

*Includes costs related to the furtherance of the lobbying effort such as overhead, administration, research, analysis, and communication.

**Totals may not equal the summed individual entries due to rounding.

***Formal name is "McGrann, Shea, Anderson, Carnival, Straughn, and Lamb, Chartered".

Table 4
2015 Local Government Lobbying Expenditures
Employee and Contract Lobbyists

| Name of Entity Contract or Employee Lobbyists | Amount of Contract & Expenses | Salary & Benefits Related to Lobbying** | Employee Expenses Related to Lobbying | All Other Costs* | Total** Lobbying Expenditures |
|--|-------------------------------------|--|--|------------------------|-------------------------------------|
| Lower Minnesota River Watershed District | | | | | |
| Administrative/Overhead Costs | --- | --- | --- | 1,441 | 1,441 |
| Ronald D. Harnack | 14,200 | --- | --- | --- | 14,200 |
| Total | \$14,200 | \$--- | \$--- | \$1,441 | \$15,641 |
| Lyon County | | | | | |
| Joel Carlson | 30,000 | --- | --- | --- | 30,000 |
| Total | \$30,000 | \$--- | \$--- | \$--- | \$30,000 |
| Metropolitan Airports Commission | | | | | |
| Administrative/Overhead Costs | --- | --- | --- | 6,802 | 6,802 |
| Mitchell Kilian | --- | 54,732 | 523 | --- | 55,255 |
| McGrann, Shea, Anderson, Carnival, Straughn, & Lamb**** | 48,000 | --- | --- | --- | 48,000 |
| Winthrop and Weinstine, P.A. | 39,000 | --- | --- | --- | 39,000 |
| Total | \$87,000 | \$54,732 | \$523 | \$6,802 | \$149,057 |
| Metropolitan Council | | | | | |
| Judd Schetnan | --- | 82,620 | --- | --- | 82,620 |
| Total | \$--- | \$82,620 | \$--- | \$--- | \$82,620 |
| Metropolitan Educational Cooperative Service Unit | | | | | |
| Capitol Hill Associates | 4,000 | --- | --- | --- | 4,000 |
| Total | \$4,000 | \$--- | \$--- | \$--- | \$4,000 |
| Metropolitan Emergency Services Board | | | | | |
| Larkin, Hoffman, Daly, and Lindgren, Ltd. | 29,268 | --- | --- | --- | 29,268 |
| Total | \$29,268 | \$--- | \$--- | \$--- | \$29,268 |
| Metropolitan Mosquito Control District | | | | | |
| Capitol Gains | 20,000 | --- | --- | --- | 20,000 |
| Total | \$20,000 | \$--- | \$--- | \$--- | \$20,000 |
| Minneapolis Park and Recreation Board | | | | | |
| Mary Ann Campo | 43,000 | --- | --- | --- | 43,000 |
| Rice, Michels, and Walther, LLP | 77,000 | --- | --- | --- | 77,000 |
| Tom Workman | 23,000 | --- | --- | --- | 23,000 |
| Total | \$143,000 | \$--- | \$--- | \$--- | \$143,000 |
| Minneapolis-Duluth/Superior Passenger Rail Alliance | | | | | |
| Chris DeLaForest | 5,000 | --- | --- | --- | 5,000 |
| Total | \$5,000 | \$--- | \$--- | \$--- | \$5,000 |
| Minnehaha Creek Watershed District | | | | | |
| Joel Carlson | 27,996 | --- | --- | --- | 27,996 |
| Total | \$27,996 | \$--- | \$--- | \$--- | \$27,996 |

*Includes costs related to the furtherance of the lobbying effort such as overhead, administration, research, analysis, and communication.

**Totals may not equal the summed individual entries due to rounding.

***Formal name is "McGrann, Shea, Anderson, Carnival, Straughn, and Lamb, Chartered".

Table 4
2015 Local Government Lobbying Expenditures
Employee and Contract Lobbyists

| Name of Entity Contract or Employee Lobbyists | Amount of Contract & Expenses | Salary & Benefits Related to Lobbying** | Employee Expenses Related to Lobbying | All Other Costs* | Total** Lobbying Expenditures |
|---|-------------------------------------|--|--|------------------------|-------------------------------------|
| Minnesota Counties Intergovernmental Trust | | | | | |
| Fredrikson and Byron, P.A. | 30,000 | --- | --- | --- | 30,000 |
| Total | \$30,000 | \$--- | \$--- | \$--- | \$30,000 |
| Minnesota Municipal Power Agency | | | | | |
| Lindquist and Vennum | 3,798 | --- | --- | --- | 3,798 |
| Total | \$3,798 | \$--- | \$--- | \$--- | \$3,798 |
| Minnesota Sports Facilities Authority | | | | | |
| Lockridge, Grindal, and Nauen, PLLP | 108,000 | --- | --- | --- | 108,000 |
| Total | \$108,000 | \$--- | \$--- | \$--- | \$108,000 |
| National Joint Powers Alliance | | | | | |
| Capitol Hill Associates | 9,000 | --- | --- | --- | 9,000 |
| Compass Consulting | 10,500 | --- | --- | --- | 10,500 |
| Schwartz, Metz, and Wise | 13,814 | --- | --- | --- | 13,814 |
| Total | \$33,314 | \$--- | \$--- | \$--- | \$33,314 |
| Northeast Service Cooperative | | | | | |
| Capitol Hill Associates | 7,756 | --- | --- | --- | 7,756 |
| David A. Bieging Law Office, Washington D.C. | 10,703 | --- | --- | --- | 10,703 |
| Lindquist and Vennum | 8,178 | --- | --- | --- | 8,178 |
| National Strategies | 7,015 | --- | --- | --- | 7,015 |
| Total | \$33,652 | \$--- | \$--- | \$--- | \$33,652 |
| Northstar Corridor Development Authority | | | | | |
| Messerli and Kramer | 20,000 | --- | --- | --- | 20,000 |
| Total | \$20,000 | \$--- | \$--- | \$--- | \$20,000 |
| Northwest Service Cooperative | | | | | |
| Capitol Hill Associates | 7,898 | --- | --- | --- | 7,898 |
| Lindquist and Vennum | 8,066 | --- | --- | --- | 8,066 |
| National Strategies | 7,095 | --- | --- | --- | 7,095 |
| Total | \$23,059 | \$--- | \$--- | \$--- | \$23,059 |
| Northwest Suburban Integration School District #6078 | | | | | |
| Amundson Strategies, LLC | 20,600 | --- | --- | --- | 20,600 |
| Total | \$20,600 | \$--- | \$--- | \$--- | \$20,600 |
| Olmsted County | | | | | |
| Amy Caucutt | --- | 54,910 | 5,254 | --- | 60,164 |
| Sexton Public Affairs, LLC | 10,000 | --- | --- | --- | 10,000 |
| Total | \$10,000 | \$54,910 | \$5,254 | \$--- | \$70,164 |

*Includes costs related to the furtherance of the lobbying effort such as overhead, administration, research, analysis, and communication.

**Totals may not equal the summed individual entries due to rounding.

***Formal name is "McGrann, Shea, Anderson, Carnival, Straughn, and Lamb, Chartered".

Table 4
2015 Local Government Lobbying Expenditures
Employee and Contract Lobbyists

| Name of Entity Contract or Employee Lobbyists | Amount of Contract & Expenses | Salary & Benefits Related to Lobbying** | Employee Expenses Related to Lobbying | All Other Costs* | Total** Lobbying Expenditures |
|--|-------------------------------------|--|--|------------------------|-------------------------------------|
| Pioneerland Library System | | | | | |
| Vanasek and Associates, Inc. | 2,500 | --- | --- | --- | 2,500 |
| Total | \$2,500 | \$--- | \$--- | \$--- | \$2,500 |
| Ramsey County | | | | | |
| Claudia Brewington | --- | 70,304 | 3,828 | --- | 74,132 |
| Nicholas Riley | --- | 81,673 | 3,476 | --- | 85,149 |
| Total | \$--- | \$151,977 | \$7,304 | \$--- | \$159,281 |
| Ramsey County Regional Railroad Authority | | | | | |
| McGrann, Shea, Anderson, Carnival, Straughn, & Lamb*** | 48,000 | --- | --- | --- | 48,000 |
| Total | \$48,000 | \$--- | \$--- | \$--- | \$48,000 |
| Resource Training and Solutions | | | | | |
| Capitol Hill Associates | 9,637 | --- | --- | --- | 9,637 |
| Lindquist and Vennum | 10,890 | --- | --- | --- | 10,890 |
| National Strategies | 10,958 | --- | --- | --- | 10,958 |
| Total | \$31,485 | \$--- | \$--- | \$--- | \$31,485 |
| Saint Louis and Lake Counties Regional Railroad Authority | | | | | |
| Costin Group | 40,000 | --- | --- | --- | 40,000 |
| Total | \$40,000 | \$--- | \$--- | \$--- | \$40,000 |
| Saint Louis County | | | | | |
| Chris DeLaForest | 22,000 | --- | --- | --- | 22,000 |
| Henry Erdman | 26,000 | --- | --- | --- | 26,000 |
| Lockridge, Grindal, and Nauen, PLLP | 62,930 | --- | --- | --- | 62,930 |
| John Ongaro | --- | 68,519 | --- | --- | 68,519 |
| Total | \$110,930 | \$68,519 | \$--- | \$--- | \$179,449 |
| Saint Paul Port Authority | | | | | |
| Fryberger, Buchanan, Smith, and Frederick | 42,252 | --- | --- | --- | 42,252 |
| Total | \$42,252 | \$--- | \$--- | \$--- | \$42,252 |
| Scott County | | | | | |
| Claire Robling | --- | 34,215 | --- | --- | 34,215 |
| Total | \$--- | \$34,215 | \$--- | \$--- | \$34,215 |
| Shell Rock River Watershed District | | | | | |
| Administrative/Overhead Costs | --- | --- | --- | 500 | 500 |
| Brett Behnke | --- | 11,933 | 1,500 | --- | 13,433 |
| Judy Erickson | 35,628 | --- | --- | --- | 35,628 |
| Andy Henschel | --- | 10,140 | 1,500 | --- | 11,640 |

*Includes costs related to the furtherance of the lobbying effort such as overhead, administration, research, analysis, and communication.

**Totals may not equal the summed individual entries due to rounding.

***Formal name is "McGrann, Shea, Anderson, Carnival, Straughn, and Lamb, Chartered".

Table 4
2015 Local Government Lobbying Expenditures
Employee and Contract Lobbyists

| Name of Entity Contract or Employee Lobbyists | Amount of Contract & Expenses | Salary & Benefits Related to Lobbying** | Employee Expenses Related to Lobbying | All Other Costs* | Total** Lobbying Expenditures |
|--|-------------------------------------|--|--|------------------------|-------------------------------------|
| Peterson, Savelkoul, Kolker, Haedt, and Benda, Ltd. | 4,218 | --- | --- | --- | 4,218 |
| Total | \$39,846 | \$22,074 | \$3,000 | \$500 | \$65,420 |
| Sherburne County | | | | | |
| David Turch and Associates | 28,000 | --- | --- | --- | 28,000 |
| Total | \$28,000 | \$--- | \$--- | \$--- | \$28,000 |
| South Central Service Cooperative | | | | | |
| Capitol Hill Associates | 9,725 | --- | --- | --- | 9,725 |
| Lindquist and Vennum | 10,094 | --- | --- | --- | 10,094 |
| Total | \$19,819 | \$--- | \$--- | \$--- | \$19,819 |
| Southeast Service Cooperative | | | | | |
| Capitol Hill Associates | 7,702 | --- | --- | --- | 7,702 |
| Lindquist and Vennum | 7,572 | --- | --- | --- | 7,572 |
| National Strategies | 6,944 | --- | --- | --- | 6,944 |
| Total | \$22,218 | \$--- | \$--- | \$--- | \$22,218 |
| Southeastern Libraries Cooperating | | | | | |
| Vanasek and Associates, Inc. | 4,000 | --- | --- | --- | 4,000 |
| Total | \$4,000 | \$--- | \$--- | \$--- | \$4,000 |
| Southeastern Minnesota Multi-County Housing and Redevelopment Authority | | | | | |
| Fryberger, Buchanan, Smith, and Frederick | 996 | --- | --- | --- | 996 |
| Total | \$996 | \$--- | \$--- | \$--- | \$996 |
| Southern Minnesota Municipal Power Agency | | | | | |
| McGrann, Shea, Anderson, Carnival, Straughn, & Lamb*** | 48,351 | --- | --- | --- | 48,351 |
| Christopher Schoenherr | --- | 63,131 | 4,588 | --- | 67,719 |
| Total | \$48,351 | \$63,131 | \$4,588 | \$--- | \$116,070 |
| Southwest - West Central Service Cooperative | | | | | |
| Capitol Hill Associates | 11,610 | --- | --- | --- | 11,610 |
| Lindquist and Vennum | 10,873 | --- | --- | --- | 10,873 |
| National Strategies | 9,493 | --- | --- | --- | 9,493 |
| Total | \$31,976 | \$--- | \$--- | \$--- | \$31,976 |
| Swift County | | | | | |
| Goff Public | 6,731 | --- | --- | --- | 6,731 |
| Total | \$6,731 | \$--- | \$--- | \$--- | \$6,731 |
| Three Rivers Park District | | | | | |
| Larkin, Hoffman, Daly, and Lindgren, Ltd. | 39,996 | --- | --- | --- | 39,996 |
| Total | \$39,996 | \$--- | \$--- | \$--- | \$39,996 |

*Includes costs related to the furtherance of the lobbying effort such as overhead, administration, research, analysis, and communication.

**Totals may not equal the summed individual entries due to rounding.

***Formal name is "McGrann, Shea, Anderson, Carnival, Straughn, and Lamb, Chartered".

Table 4
2015 Local Government Lobbying Expenditures
Employee and Contract Lobbyists

| Name of Entity Contract or Employee Lobbyists | Amount of Contract & Expenses | Salary & Benefits Related to Lobbying** | Employee Expenses Related to Lobbying | All Other Costs* | Total** Lobbying Expenditures |
|---|-------------------------------------|--|--|------------------------|-------------------------------------|
| Viking Library System | | | | | |
| Vanasek and Associates, Inc. | 2,500 | --- | --- | --- | 2,500 |
| Total | \$2,500 | \$--- | \$--- | \$--- | \$2,500 |
| Voyageurs National Park Clean Water Conservation Board | | | | | |
| Costin Group | 10,000 | --- | --- | --- | 10,000 |
| Short, Elliott, and Hendrickson | 15,954 | --- | --- | --- | 15,954 |
| Total | \$25,954 | \$--- | \$--- | \$--- | \$25,954 |
| Washington County | | | | | |
| Administrative/Overhead Costs | --- | --- | --- | 512 | 512 |
| John Kaul | 50,844 | --- | --- | --- | 50,844 |
| Total | \$50,844 | \$--- | \$--- | \$512 | \$51,356 |
| West Metro Education Program 6069 | | | | | |
| Amundson Strategies, LLC | 59,440 | --- | --- | --- | 59,440 |
| Total | \$59,440 | \$--- | \$--- | \$--- | \$59,440 |
| Western Lake Superior Sanitary District | | | | | |
| Fryberger, Buchanan, Smith, and Frederick | 43,543 | --- | --- | --- | 43,543 |
| Total | \$43,543 | \$--- | \$--- | \$--- | \$43,543 |
| Western Minnesota Municipal Power Agency | | | | | |
| Deborah Birgen | --- | 43,918 | 547 | --- | 44,465 |
| Flaherty and Hood, P.A. | 66,717 | --- | --- | --- | 66,717 |
| Fredrikson and Byron, P.A. | 42,000 | --- | --- | --- | 42,000 |
| Total | \$108,717 | \$43,918 | \$547 | \$--- | \$153,182 |
| Total for All Entities | \$3,298,791 | \$1,264,764 | \$30,112 | \$80,736 | \$4,674,403 |

*Includes costs related to the furtherance of the lobbying effort such as overhead, administration, research, analysis, and communication.

**Totals may not equal the summed individual entries due to rounding.

***Formal name is "McGrann, Shea, Anderson, Carnival, Straughn, and Lamb, Chartered".

Table 5
2015 Lobbying Expenditures Paid With Association Dues
Listed by Entity

| Name of Entity (County) Association Name | Total Local Government Dues | Proportion of Dues Used for Lobbying | Total Dues Used for Lobbying |
|---|--|---|---|
| Aastad Township (Otter Tail) | | | |
| Minnesota Association of Townships | 338 | 9.0% | 30 |
| Total for Entity | \$338 | | \$30 |
| Acoma Township (McLeod) | | | |
| Minnesota Association of Townships | 768 | 9.0% | 69 |
| Total for Entity | \$768 | | \$69 |
| Acton Township (Meeker) | | | |
| Minnesota Association of Townships | 456 | 9.0% | 41 |
| Total for Entity | \$456 | | \$41 |
| Adams Township (Mower) | | | |
| Minnesota Association of Townships | 482 | 9.0% | 43 |
| Total for Entity | \$482 | | \$43 |
| Adrian Township (Watonwan) | | | |
| Minnesota Association of Townships | 314 | 9.0% | 28 |
| Total for Entity | \$314 | | \$28 |
| Aetna Township (Pipestone) | | | |
| Minnesota Association of Townships | 332 | 9.0% | 30 |
| Total for Entity | \$332 | | \$30 |
| Agassiz Township (Lac qui Parle) | | | |
| Minnesota Association of Townships | 302 | 9.0% | 27 |
| Total for Entity | \$302 | | \$27 |
| Agder Township (Marshall) | | | |
| Minnesota Association of Townships | 307 | 9.0% | 28 |
| Total for Entity | \$307 | | \$28 |
| Agram Township (Morrison) | | | |
| Minnesota Association of Townships | 524 | 9.0% | 47 |
| Total for Entity | \$524 | | \$47 |

Table 5
2015 Lobbying Expenditures Paid With Association Dues
Listed by Entity

| Name of Entity (County) Association Name | Total Local Government Dues | Proportion of Dues Used for Lobbying | Total Dues Used for Lobbying |
|--|--|---|---|
| Aitkin County | | | |
| Arrowhead Counties Association | 2,750 | 80.0% | 2,200 |
| Association of Minnesota Counties | 9,479 | 14.2% | 1,346 |
| Greater Minnesota Parks and Trails | 225 | 48.8% | 110 |
| Minnesota Rural Counties Caucus | 2,100 | 50.0% | 1,050 |
| Total for Entity | \$14,554 | | \$4,706 |
| Aitkin County Soil and Water Conservation District | | | |
| Minnesota Association of Soil and Water Conservation Districts | 3,148 | 21.1% | 664 |
| Total for Entity | \$3,148 | | \$664 |
| Aitkin Township (Aitkin) | | | |
| Minnesota Association of Townships | 608 | 9.0% | 55 |
| Total for Entity | \$608 | | \$55 |
| Akeley Township (Hubbard) | | | |
| Minnesota Association of Townships | 518 | 9.0% | 47 |
| Total for Entity | \$518 | | \$47 |
| Akron Township (Big Stone) | | | |
| Minnesota Association of Townships | 320 | 9.0% | 29 |
| Total for Entity | \$320 | | \$29 |
| Akron Township (Wilkin) | | | |
| Minnesota Association of Townships | 312 | 9.0% | 28 |
| Total for Entity | \$312 | | \$28 |
| Alango Township (Saint Louis) | | | |
| Minnesota Association of Townships | 423 | 9.0% | 38 |
| Total for Entity | \$423 | | \$38 |
| Alaska Township (Beltrami) | | | |
| Minnesota Association of Townships | 339 | 9.0% | 31 |
| Total for Entity | \$339 | | \$31 |
| Alba Township (Jackson) | | | |
| Minnesota Association of Townships | 324 | 9.0% | 29 |
| Total for Entity | \$324 | | \$29 |

Table 5
2015 Lobbying Expenditures Paid With Association Dues
Listed by Entity

| Name of Entity (County) Association Name | Total Local Government Dues | Proportion of Dues Used for Lobbying | Total Dues Used for Lobbying |
|---|--|---|---|
| Albany Township (Stearns) | | | |
| Minnesota Association of Townships | 656 | 9.0% | 59 |
| Total for Entity | \$656 | | \$59 |
| Albert Lea Township (Freeborn) | | | |
| Minnesota Association of Townships | 539 | 9.0% | 49 |
| Total for Entity | \$539 | | \$49 |
| Alberta Township (Benton) | | | |
| Minnesota Association of Townships | 609 | 9.0% | 55 |
| Total for Entity | \$609 | | \$55 |
| Albin Township (Brown) | | | |
| Minnesota Association of Townships | 449 | 9.0% | 40 |
| Total for Entity | \$449 | | \$40 |
| Albion Township (Wright) | | | |
| Minnesota Association of Townships | 828 | 9.0% | 75 |
| Total for Entity | \$828 | | \$75 |
| Alborn Township (Saint Louis) | | | |
| Minnesota Association of Townships | 489 | 9.0% | 44 |
| Total for Entity | \$489 | | \$44 |
| Alden Township (Freeborn) | | | |
| Minnesota Association of Townships | 436 | 9.0% | 39 |
| Total for Entity | \$436 | | \$39 |
| Alden Township (Saint Louis) | | | |
| Minnesota Association of Townships | 338 | 9.0% | 30 |
| Total for Entity | \$338 | | \$30 |
| Aldrich Township (Wadena) | | | |
| Minnesota Association of Townships | 477 | 9.0% | 43 |
| Total for Entity | \$477 | | \$43 |
| Alexandria Lake Area Sanitary District | | | |
| League of Minnesota Cities | 1,775 | 10.4% | 185 |
| Minnesota Environmental Science and Economic Review Board | 8,419 | 17.3% | 1,456 |
| Total for Entity | \$10,194 | | \$1,641 |

Table 5
2015 Lobbying Expenditures Paid With Association Dues
Listed by Entity

| Name of Entity (County) Association Name | Total Local Government Dues | Proportion of Dues Used for Lobbying | Total Dues Used for Lobbying |
|---|--|---|---|
| Alexandria Township (Douglas) | | | |
| Minnesota Association of Townships | 1,284 | 9.0% | 116 |
| Total for Entity | \$1,284 | | \$116 |
| Alfsborg Township (Sibley) | | | |
| Minnesota Association of Townships | 440 | 9.0% | 40 |
| Total for Entity | \$440 | | \$40 |
| Alliance Township (Clay) | | | |
| Minnesota Association of Townships | 345 | 9.0% | 31 |
| Total for Entity | \$345 | | \$31 |
| Alma Township (Marshall) | | | |
| Minnesota Association of Townships | 297 | 9.0% | 27 |
| Total for Entity | \$297 | | \$27 |
| Almond Township (Big Stone) | | | |
| Minnesota Association of Townships | 303 | 9.0% | 27 |
| Total for Entity | \$303 | | \$27 |
| Alta Vista Township (Lincoln) | | | |
| Minnesota Association of Townships | 325 | 9.0% | 29 |
| Total for Entity | \$325 | | \$29 |
| Alton Township (Waseca) | | | |
| Minnesota Association of Townships | 477 | 9.0% | 43 |
| Total for Entity | \$477 | | \$43 |
| Altona Township (Pipestone) | | | |
| Minnesota Association of Townships | 317 | 9.0% | 29 |
| Total for Entity | \$317 | | \$29 |
| Alvwood Township (Itasca) | | | |
| Minnesota Association of Townships | 282 | 9.0% | 25 |
| Total for Entity | \$282 | | \$25 |
| Amador Township (Chisago) | | | |
| Minnesota Association of Townships | 622 | 9.0% | 56 |
| Total for Entity | \$622 | | \$56 |

Table 5
2015 Lobbying Expenditures Paid With Association Dues
Listed by Entity

| Name of Entity (County) Association Name | Total Local Government Dues | Proportion of Dues Used for Lobbying | Total Dues Used for Lobbying |
|---|--|---|---|
| Amboy Township (Cottonwood) | | | |
| Minnesota Association of Townships | 321 | 9.0% | 29 |
| Total for Entity | \$321 | | \$29 |
| Amherst Township (Fillmore) | | | |
| Minnesota Association of Townships | 464 | 9.0% | 42 |
| Total for Entity | \$464 | | \$42 |
| Amiret Township (Lyon) | | | |
| Minnesota Association of Townships | 346 | 9.0% | 31 |
| Total for Entity | \$346 | | \$31 |
| Amo Township (Cottonwood) | | | |
| Minnesota Association of Townships | 311 | 9.0% | 28 |
| Total for Entity | \$311 | | \$28 |
| Amor Township (Otter Tail) | | | |
| Minnesota Association of Townships | 503 | 9.0% | 45 |
| Total for Entity | \$503 | | \$45 |
| Andover Township (Polk) | | | |
| Minnesota Association of Townships | 307 | 9.0% | 28 |
| Total for Entity | \$307 | | \$28 |
| Andrea Township (Wilkin) | | | |
| Minnesota Association of Townships | 292 | 9.0% | 26 |
| Total for Entity | \$292 | | \$26 |
| Angora Township (Saint Louis) | | | |
| Minnesota Association of Townships | 348 | 9.0% | 31 |
| Total for Entity | \$348 | | \$31 |
| Angus Township (Polk) | | | |
| Minnesota Association of Townships | 292 | 9.0% | 26 |
| Total for Entity | \$292 | | \$26 |
| Ann Lake Township (Kanabec) | | | |
| Minnesota Association of Townships | 482 | 9.0% | 43 |
| Total for Entity | \$482 | | \$43 |

Table 5
2015 Lobbying Expenditures Paid With Association Dues
Listed by Entity

| Name of Entity (County) Association Name | Total Local Government Dues | Proportion of Dues Used for Lobbying | Total Dues Used for Lobbying |
|--|--|---|---|
| Ann Township (Cottonwood) | | | |
| Minnesota Association of Townships | 324 | 9.0% | 29 |
| Total for Entity | \$324 | | \$29 |
| Anoka County | | | |
| Association of Minnesota Counties | 45,458 | 14.2% | 6,455 |
| Total for Entity | \$45,458 | | \$6,455 |
| Anoka Housing and Redevelopment Authority | | | |
| League of Minnesota Cities | 1,775 | 10.4% | 185 |
| Total for Entity | \$1,775 | | \$185 |
| Anoka Soil and Water Conservation District | | | |
| League of Minnesota Cities | 1,775 | 10.4% | 185 |
| Minnesota Association of Soil and Water Conservation Districts | 3,148 | 21.1% | 664 |
| Total for Entity | \$4,923 | | \$849 |
| Ansel Township (Cass) | | | |
| Minnesota Association of Townships | 300 | 9.0% | 27 |
| Total for Entity | \$300 | | \$27 |
| Anthony Township (Norman) | | | |
| Minnesota Association of Townships | 289 | 9.0% | 26 |
| Total for Entity | \$289 | | \$26 |
| Antrim Township (Watonwan) | | | |
| Minnesota Association of Townships | 345 | 9.0% | 31 |
| Total for Entity | \$345 | | \$31 |
| Appleton Township (Swift) | | | |
| Minnesota Association of Townships | 333 | 9.0% | 30 |
| Total for Entity | \$333 | | \$30 |
| Arago Township (Hubbard) | | | |
| Minnesota Association of Townships | 538 | 9.0% | 48 |
| Total for Entity | \$538 | | \$48 |
| Arbo Township (Itasca) | | | |
| Minnesota Association of Townships | 620 | 9.0% | 56 |
| Total for Entity | \$620 | | \$56 |

Table 5
2015 Lobbying Expenditures Paid With Association Dues
Listed by Entity

| Name of Entity (County) Association Name | Total Local Government Dues | Proportion of Dues Used for Lobbying | Total Dues Used for Lobbying |
|---|--|---|---|
| Arctander Township (Kandiyohi) | | | |
| Minnesota Association of Townships | 461 | 9.0% | 41 |
| Total for Entity | \$461 | | \$41 |
| Ardenhurst Township (Itasca) | | | |
| Minnesota Association of Townships | 322 | 9.0% | 29 |
| Total for Entity | \$322 | | \$29 |
| Arena Township (Lac qui Parle) | | | |
| Minnesota Association of Townships | 307 | 9.0% | 28 |
| Total for Entity | \$307 | | \$28 |
| Arendahl Township (Fillmore) | | | |
| Minnesota Association of Townships | 448 | 9.0% | 40 |
| Total for Entity | \$448 | | \$40 |
| Arlington Township (Sibley) | | | |
| Minnesota Association of Townships | 512 | 9.0% | 46 |
| Total for Entity | \$512 | | \$46 |
| Arlone Township (Pine) | | | |
| Minnesota Association of Townships | 450 | 9.0% | 40 |
| Total for Entity | \$450 | | \$40 |
| Arna Township (Pine) | | | |
| Minnesota Association of Townships | 306 | 9.0% | 28 |
| Total for Entity | \$306 | | \$28 |
| Arrowhead Township (Saint Louis) | | | |
| Minnesota Association of Townships | 339 | 9.0% | 31 |
| Total for Entity | \$339 | | \$31 |
| Arthur Township (Kanabec) | | | |
| Minnesota Association of Townships | 994 | 9.0% | 89 |
| Total for Entity | \$994 | | \$89 |
| Arthur Township (Traverse) | | | |
| Minnesota Association of Townships | 294 | 9.0% | 26 |
| Total for Entity | \$294 | | \$26 |

Table 5
2015 Lobbying Expenditures Paid With Association Dues
Listed by Entity

| Name of Entity (County) Association Name | Total Local Government Dues | Proportion of Dues Used for Lobbying | Total Dues Used for Lobbying |
|---|--|---|---|
| Artichoke Township (Big Stone) | | | |
| Minnesota Association of Townships | 295 | 9.0% | 27 |
| Total for Entity | \$295 | | \$27 |
| Arveson Township (Kittson) | | | |
| Minnesota Association of Townships | 302 | 9.0% | 27 |
| Total for Entity | \$302 | | \$27 |
| Ash Lake Township (Lincoln) | | | |
| Minnesota Association of Townships | 317 | 9.0% | 29 |
| Total for Entity | \$317 | | \$29 |
| Ashland Township (Dodge) | | | |
| Minnesota Association of Townships | 440 | 9.0% | 40 |
| Total for Entity | \$440 | | \$40 |
| Ashley Township (Stearns) | | | |
| Minnesota Association of Townships | 427 | 9.0% | 38 |
| Total for Entity | \$427 | | \$38 |
| Athens Township (Isanti) | | | |
| Minnesota Association of Townships | 1,104 | 9.0% | 99 |
| Total for Entity | \$1,104 | | \$99 |
| Atherton Township (Wilkin) | | | |
| Minnesota Association of Townships | 319 | 9.0% | 29 |
| Total for Entity | \$319 | | \$29 |
| Atkinson Township (Carlton) | | | |
| Minnesota Association of Townships | 473 | 9.0% | 43 |
| Total for Entity | \$473 | | \$43 |
| Atlanta Township (Becker) | | | |
| Minnesota Association of Townships | 309 | 9.0% | 28 |
| Total for Entity | \$309 | | \$28 |
| Audubon Township (Becker) | | | |
| Minnesota Association of Townships | 522 | 9.0% | 47 |
| Total for Entity | \$522 | | \$47 |

Table 5
2015 Lobbying Expenditures Paid With Association Dues
Listed by Entity

| Name of Entity (County) Association Name | Total Local Government Dues | Proportion of Dues Used for Lobbying | Total Dues Used for Lobbying |
|---|--|---|---|
| Augsburg Township (Marshall) | | | |
| Minnesota Association of Townships | 293 | 9.0% | 26 |
| Total for Entity | \$293 | | \$26 |
| Augusta Township (Lac qui Parle) | | | |
| Minnesota Association of Townships | 303 | 9.0% | 27 |
| Total for Entity | \$303 | | \$27 |
| Ault Township (Saint Louis) | | | |
| Minnesota Association of Townships | 307 | 9.0% | 28 |
| Total for Entity | \$307 | | \$28 |
| Aurdal Township (Otter Tail) | | | |
| Minnesota Association of Townships | 879 | 9.0% | 79 |
| Total for Entity | \$879 | | \$79 |
| Aurora Township (Steele) | | | |
| Minnesota Association of Townships | 520 | 9.0% | 47 |
| Total for Entity | \$520 | | \$47 |
| Austin Township (Mower) | | | |
| Minnesota Association of Townships | 646 | 9.0% | 58 |
| Total for Entity | \$646 | | \$58 |
| Automba Township (Carlton) | | | |
| Minnesota Association of Townships | 314 | 9.0% | 28 |
| Total for Entity | \$314 | | \$28 |
| Avon Township (Stearns) | | | |
| Minnesota Association of Townships | 1,136 | 9.0% | 102 |
| Total for Entity | \$1,136 | | \$102 |
| Badger Township (Polk) | | | |
| Minnesota Association of Townships | 308 | 9.0% | 28 |
| Total for Entity | \$308 | | \$28 |
| Badoura Township (Hubbard) | | | |
| Minnesota Association of Townships | 313 | 9.0% | 28 |
| Total for Entity | \$313 | | \$28 |

Table 5
2015 Lobbying Expenditures Paid With Association Dues
Listed by Entity

| Name of Entity (County) Association Name | Total Local Government Dues | Proportion of Dues Used for Lobbying | Total Dues Used for Lobbying |
|--|--|---|---|
| Baker Township (Stevens) | | | |
| Minnesota Association of Townships | 306 | 9.0% | 28 |
| Total for Entity | \$306 | | \$28 |
| Baldwin Township (Sherburne) | | | |
| Minnesota Association of Townships | 2,585 | 9.0% | 233 |
| Total for Entity | \$2,585 | | \$233 |
| Balkan Township (Saint Louis) | | | |
| Minnesota Association of Townships | 608 | 9.0% | 55 |
| Total for Entity | \$608 | | \$55 |
| Ball Bluff Township (Aitkin) | | | |
| Minnesota Association of Townships | 423 | 9.0% | 38 |
| Total for Entity | \$423 | | \$38 |
| Balsam Township (Aitkin) | | | |
| Minnesota Association of Townships | 283 | 9.0% | 25 |
| Total for Entity | \$283 | | \$25 |
| Balsam Township (Itasca) | | | |
| Minnesota Association of Townships | 519 | 9.0% | 47 |
| Total for Entity | \$519 | | \$47 |
| Bancroft Township (Freeborn) | | | |
| Minnesota Association of Townships | 645 | 9.0% | 58 |
| Total for Entity | \$645 | | \$58 |
| Bandon Township (Renville) | | | |
| Minnesota Association of Townships | 323 | 9.0% | 29 |
| Total for Entity | \$323 | | \$29 |
| Bangor Township (Pope) | | | |
| Minnesota Association of Townships | 329 | 9.0% | 30 |
| Total for Entity | \$329 | | \$30 |
| Banning Junction Area Water and Sanitary Sewer District | | | |
| League of Minnesota Cities | 1,775 | 10.4% | 185 |
| Total for Entity | \$1,775 | | \$185 |

Table 5
2015 Lobbying Expenditures Paid With Association Dues
Listed by Entity

| Name of Entity (County) Association Name | Total Local Government Dues | Proportion of Dues Used for Lobbying | Total Dues Used for Lobbying |
|---|--|---|---|
| Barber Township (Faribault) | | | |
| Minnesota Association of Townships | 346 | 9.0% | 31 |
| Total for Entity | \$346 | | \$31 |
| Barclay Township (Cass) | | | |
| Minnesota Association of Townships | 516 | 9.0% | 46 |
| Total for Entity | \$516 | | \$46 |
| Barnesville Township (Clay) | | | |
| Minnesota Association of Townships | 317 | 9.0% | 29 |
| Total for Entity | \$317 | | \$29 |
| Barnett Township (Roseau) | | | |
| Minnesota Association of Townships | 311 | 9.0% | 28 |
| Total for Entity | \$311 | | \$28 |
| Barnum Township (Carlton) | | | |
| Minnesota Association of Townships | 747 | 9.0% | 67 |
| Total for Entity | \$747 | | \$67 |
| Barry Township (Pine) | | | |
| Minnesota Association of Townships | 519 | 9.0% | 47 |
| Total for Entity | \$519 | | \$47 |
| Barsness Township (Pope) | | | |
| Minnesota Association of Townships | 316 | 9.0% | 28 |
| Total for Entity | \$316 | | \$28 |
| Bartlett Township (Todd) | | | |
| Minnesota Association of Townships | 480 | 9.0% | 43 |
| Total for Entity | \$480 | | \$43 |
| Barto Township (Roseau) | | | |
| Minnesota Association of Townships | 314 | 9.0% | 28 |
| Total for Entity | \$314 | | \$28 |
| Bashaw Township (Brown) | | | |
| Minnesota Association of Townships | 343 | 9.0% | 31 |
| Total for Entity | \$343 | | \$31 |

Table 5
2015 Lobbying Expenditures Paid With Association Dues
Listed by Entity

| Name of Entity (County) Association Name | Total Local Government Dues | Proportion of Dues Used for Lobbying | Total Dues Used for Lobbying |
|---|--|---|---|
| Bassett Township (Saint Louis) | | | |
| Minnesota Association of Townships | 283 | 9.0% | 25 |
| Total for Entity | \$283 | | \$25 |
| Bath Township (Freeborn) | | | |
| Minnesota Association of Townships | 476 | 9.0% | 43 |
| Total for Entity | \$476 | | \$43 |
| Battle Plain Township (Rock) | | | |
| Minnesota Association of Townships | 328 | 9.0% | 30 |
| Total for Entity | \$328 | | \$30 |
| Baxter Township (Lac qui Parle) | | | |
| Minnesota Association of Townships | 333 | 9.0% | 30 |
| Total for Entity | \$333 | | \$30 |
| Bay Lake Township (Crow Wing) | | | |
| Minnesota Association of Townships | 636 | 9.0% | 57 |
| Total for Entity | \$636 | | \$57 |
| Baytown Township (Washington) | | | |
| Minnesota Association of Townships | 936 | 9.0% | 84 |
| Total for Entity | \$936 | | \$84 |
| Bear Creek Township (Clearwater) | | | |
| Minnesota Association of Townships | 308 | 9.0% | 28 |
| Total for Entity | \$308 | | \$28 |
| Bear Park Township (Norman) | | | |
| Minnesota Association of Townships | 331 | 9.0% | 30 |
| Total for Entity | \$331 | | \$30 |
| Bearville Township (Itasca) | | | |
| Minnesota Association of Townships | 339 | 9.0% | 31 |
| Total for Entity | \$339 | | \$31 |
| Beatty Township (Saint Louis) | | | |
| Minnesota Association of Townships | 456 | 9.0% | 41 |
| Total for Entity | \$456 | | \$41 |

Table 5
2015 Lobbying Expenditures Paid With Association Dues
Listed by Entity

| Name of Entity (County) Association Name | Total Local Government Dues | Proportion of Dues Used for Lobbying | Total Dues Used for Lobbying |
|---|--|---|---|
| Beauford Township (Blue Earth) | | | |
| Minnesota Association of Townships | 470 | 9.0% | 42 |
| Total for Entity | \$470 | | \$42 |
| Beaulieu Township (Mahnomen) | | | |
| Minnesota Association of Townships | 305 | 9.0% | 27 |
| Total for Entity | \$305 | | \$27 |
| Beaver Bay Township (Lake) | | | |
| Minnesota Association of Townships | 491 | 9.0% | 44 |
| Total for Entity | \$491 | | \$44 |
| Beaver Creek Township (Rock) | | | |
| Minnesota Association of Townships | 459 | 9.0% | 41 |
| Total for Entity | \$459 | | \$41 |
| Beaver Falls Township (Renville) | | | |
| Minnesota Association of Townships | 331 | 9.0% | 30 |
| Total for Entity | \$331 | | \$30 |
| Beaver Township (Aitkin) | | | |
| Minnesota Association of Townships | 285 | 9.0% | 26 |
| Total for Entity | \$285 | | \$26 |
| Beaver Township (Fillmore) | | | |
| Minnesota Association of Townships | 346 | 9.0% | 31 |
| Total for Entity | \$346 | | \$31 |
| Beaver Township (Roseau) | | | |
| Minnesota Association of Townships | 303 | 9.0% | 27 |
| Total for Entity | \$303 | | \$27 |
| Becker County | | | |
| Association of Minnesota Counties | 13,579 | 14.2% | 1,928 |
| Greater Minnesota Parks and Trails | 300 | 48.8% | 146 |
| Minnesota Rural Counties Caucus | 2,100 | 50.0% | 1,050 |
| Total for Entity | \$15,979 | | \$3,124 |

Table 5
2015 Lobbying Expenditures Paid With Association Dues
Listed by Entity

| Name of Entity (County) Association Name | Total Local Government Dues | Proportion of Dues Used for Lobbying | Total Dues Used for Lobbying |
|--|--|---|---|
| Becker Soil and Water Conservation District | | | |
| Minnesota Association of Soil and Water Conservation Districts | 3,148 | 21.1% | 664 |
| Total for Entity | \$3,148 | | \$664 |
| Becker Township (Cass) | | | |
| Minnesota Association of Townships | 504 | 9.0% | 45 |
| Total for Entity | \$504 | | \$45 |
| Becker Township (Sherburne) | | | |
| Minnesota Association of Townships | 2,027 | 9.0% | 182 |
| Total for Entity | \$2,027 | | \$182 |
| Bejou Township (Mahnomon) | | | |
| Minnesota Association of Townships | 298 | 9.0% | 27 |
| Total for Entity | \$298 | | \$27 |
| Belfast Township (Murray) | | | |
| Minnesota Association of Townships | 328 | 9.0% | 30 |
| Total for Entity | \$328 | | \$30 |
| Belgium Township (Polk) | | | |
| Minnesota Association of Townships | 295 | 9.0% | 27 |
| Total for Entity | \$295 | | \$27 |
| Belgrade Township (Nicollet) | | | |
| Highway 14 Partnership | 200 | 69.4% | 139 |
| Minnesota Association of Townships | 741 | 9.0% | 67 |
| Total for Entity | \$941 | | \$206 |
| Belle Creek Township (Goodhue) | | | |
| Minnesota Association of Townships | 503 | 9.0% | 45 |
| Total for Entity | \$503 | | \$45 |
| Belle Plaine Township (Scott) | | | |
| Minnesota Association of Townships | 627 | 9.0% | 56 |
| Total for Entity | \$627 | | \$56 |
| Belle Prairie Township (Morrison) | | | |
| Minnesota Association of Townships | 528 | 9.0% | 48 |
| Total for Entity | \$528 | | \$48 |

Table 5
2015 Lobbying Expenditures Paid With Association Dues
Listed by Entity

| Name of Entity (County) Association Name | Total Local Government Dues | Proportion of Dues Used for Lobbying | Total Dues Used for Lobbying |
|--|--|---|---|
| Belle River Township (Douglas) | | | |
| Minnesota Association of Townships | 450 | 9.0% | 40 |
| Total for Entity | \$450 | | \$40 |
| Bellevue Township (Morrison) | | | |
| Minnesota Association of Townships | 759 | 9.0% | 68 |
| Total for Entity | \$759 | | \$68 |
| Belmont Township (Jackson) | | | |
| Minnesota Association of Townships | 339 | 9.0% | 31 |
| Total for Entity | \$339 | | \$31 |
| Beltrami County | | | |
| Association of Minnesota Counties | 15,474 | 14.2% | 2,197 |
| Greater Minnesota Parks and Trails | 225 | 48.8% | 110 |
| Minnesota Rural Counties Caucus | 2,100 | 50.0% | 1,050 |
| Total for Entity | \$17,799 | | \$3,357 |
| Beltrami Soil and Water Conservation District | | | |
| Minnesota Association of Soil and Water Conservation Districts | 3,148 | 21.1% | 664 |
| Total for Entity | \$3,148 | | \$664 |
| Belvidere Township (Goodhue) | | | |
| Minnesota Association of Townships | 491 | 9.0% | 44 |
| Total for Entity | \$491 | | \$44 |
| Bemidji Township (Beltrami) | | | |
| Minnesota Association of Townships | 1,481 | 9.0% | 133 |
| Total for Entity | \$1,481 | | \$133 |
| Ben Wade Township (Pope) | | | |
| Minnesota Association of Townships | 422 | 9.0% | 38 |
| Total for Entity | \$422 | | \$38 |
| Bennington Township (Mower) | | | |
| Minnesota Association of Townships | 323 | 9.0% | 29 |
| Total for Entity | \$323 | | \$29 |

Table 5
2015 Lobbying Expenditures Paid With Association Dues
Listed by Entity

| Name of Entity (County) Association Name | Total Local Government Dues | Proportion of Dues Used for Lobbying | Total Dues Used for Lobbying |
|--|--|---|---|
| Benson Township (Swift) | | | |
| Minnesota Association of Townships | 442 | 9.0% | 40 |
| Total for Entity | \$442 | | \$40 |
| Benton County | | | |
| Association of Minnesota Counties | 14,233 | 14.2% | 2,021 |
| Minnesota Inter-County Association | 10,382 | 37.9% | 3,935 |
| Total for Entity | \$24,615 | | \$5,956 |
| Benton Soil and Water Conservation District | | | |
| Minnesota Association of Soil and Water Conservation Districts | 3,148 | 21.1% | 664 |
| Total for Entity | \$3,148 | | \$664 |
| Benton Township (Carver) | | | |
| Minnesota Association of Townships | 597 | 9.0% | 54 |
| Total for Entity | \$597 | | \$54 |
| Benville Township (Beltrami) | | | |
| Minnesota Association of Townships | 297 | 9.0% | 27 |
| Total for Entity | \$297 | | \$27 |
| Bergen Township (McLeod) | | | |
| Minnesota Association of Townships | 648 | 9.0% | 58 |
| Total for Entity | \$648 | | \$58 |
| Berlin Township (Steele) | | | |
| Minnesota Association of Townships | 512 | 9.0% | 46 |
| Total for Entity | \$512 | | \$46 |
| Bernadotte Township (Nicollet) | | | |
| Minnesota Association of Townships | 425 | 9.0% | 38 |
| Total for Entity | \$425 | | \$38 |
| Bertha Township (Todd) | | | |
| Minnesota Association of Townships | 471 | 9.0% | 42 |
| Total for Entity | \$471 | | \$42 |
| Beseman Township (Carlton) | | | |
| Minnesota Association of Townships | 314 | 9.0% | 28 |
| Total for Entity | \$314 | | \$28 |

Table 5
2015 Lobbying Expenditures Paid With Association Dues
Listed by Entity

| Name of Entity (County) Association Name | Total Local Government Dues | Proportion of Dues Used for Lobbying | Total Dues Used for Lobbying |
|--|--|---|---|
| Beulah Township (Cass) | | | |
| Minnesota Association of Townships | 290 | 9.0% | 26 |
| Total for Entity | \$290 | | \$26 |
| Big Bend Township (Chippewa) | | | |
| Minnesota Association of Townships | 344 | 9.0% | 31 |
| Total for Entity | \$344 | | \$31 |
| Big Lake Township (Sherburne) | | | |
| Minnesota Association of Townships | 2,800 | 9.0% | 252 |
| Total for Entity | \$2,800 | | \$252 |
| Big Stone County | | | |
| Association of Minnesota Counties | 5,023 | 14.2% | 713 |
| Total for Entity | \$5,023 | | \$713 |
| Big Stone Soil and Water Conservation District | | | |
| Minnesota Association of Soil and Water Conservation Districts | 2,248 | 21.1% | 474 |
| Total for Entity | \$2,248 | | \$474 |
| Big Stone Township (Big Stone) | | | |
| Minnesota Association of Townships | 427 | 9.0% | 38 |
| Total for Entity | \$427 | | \$38 |
| Big Woods Township (Marshall) | | | |
| Minnesota Association of Townships | 284 | 9.0% | 26 |
| Total for Entity | \$284 | | \$26 |
| Bigelow Township (Nobles) | | | |
| Minnesota Association of Townships | 459 | 9.0% | 41 |
| Total for Entity | \$459 | | \$41 |
| Bigfork Township (Itasca) | | | |
| Minnesota Association of Townships | 442 | 9.0% | 40 |
| Total for Entity | \$442 | | \$40 |
| Birch Cooley Township (Renville) | | | |
| Minnesota Association of Townships | 346 | 9.0% | 31 |
| Total for Entity | \$346 | | \$31 |

Table 5
2015 Lobbying Expenditures Paid With Association Dues
Listed by Entity

| Name of Entity (County) Association Name | Total Local Government Dues | Proportion of Dues Used for Lobbying | Total Dues Used for Lobbying |
|---|--|---|---|
| Birch Creek Township (Pine) | | | |
| Minnesota Association of Townships | 341 | 9.0% | 31 |
| Total for Entity | \$341 | | \$31 |
| Birch Lake Township (Cass) | | | |
| Minnesota Association of Townships | 507 | 9.0% | 46 |
| Total for Entity | \$507 | | \$46 |
| Birch Township (Beltrami) | | | |
| Minnesota Association of Townships | 310 | 9.0% | 28 |
| Total for Entity | \$310 | | \$28 |
| Birchdale Township (Todd) | | | |
| Minnesota Association of Townships | 613 | 9.0% | 55 |
| Total for Entity | \$613 | | \$55 |
| Bird Island Township (Renville) | | | |
| Minnesota Association of Townships | 331 | 9.0% | 30 |
| Total for Entity | \$331 | | \$30 |
| Bismarck Township (Sibley) | | | |
| Minnesota Association of Townships | 440 | 9.0% | 40 |
| Total for Entity | \$440 | | \$40 |
| Biwabik Township (Saint Louis) | | | |
| Minnesota Association of Townships | 596 | 9.0% | 54 |
| Total for Entity | \$596 | | \$54 |
| Black Hammer Township (Houston) | | | |
| Minnesota Association of Townships | 345 | 9.0% | 31 |
| Total for Entity | \$345 | | \$31 |
| Black River Township (Pennington) | | | |
| Minnesota Association of Townships | 297 | 9.0% | 27 |
| Total for Entity | \$297 | | \$27 |
| Blackberry Township (Itasca) | | | |
| Minnesota Association of Townships | 626 | 9.0% | 56 |
| Total for Entity | \$626 | | \$56 |

Table 5
2015 Lobbying Expenditures Paid With Association Dues
Listed by Entity

| Name of Entity (County) Association Name | Total Local Government Dues | Proportion of Dues Used for Lobbying | Total Dues Used for Lobbying |
|---|--|---|---|
| Blackhoof Township (Carlton) | | | |
| Minnesota Association of Townships | 624 | 9.0% | 56 |
| Total for Entity | \$624 | | \$56 |
| Blakeley Township (Scott) | | | |
| Minnesota Association of Townships | 483 | 9.0% | 43 |
| Total for Entity | \$483 | | \$43 |
| Blind Lake Township (Cass) | | | |
| Minnesota Association of Townships | 295 | 9.0% | 27 |
| Total for Entity | \$295 | | \$27 |
| Bloom Township (Nobles) | | | |
| Minnesota Association of Townships | 320 | 9.0% | 29 |
| Total for Entity | \$320 | | \$29 |
| Bloomer Township (Marshall) | | | |
| Minnesota Association of Townships | 296 | 9.0% | 27 |
| Total for Entity | \$296 | | \$27 |
| Bloomfield Township (Fillmore) | | | |
| Minnesota Association of Townships | 452 | 9.0% | 41 |
| Total for Entity | \$452 | | \$41 |
| Blooming Grove Township (Waseca) | | | |
| Minnesota Association of Townships | 511 | 9.0% | 46 |
| Total for Entity | \$511 | | \$46 |
| Blooming Prairie Township (Steele) | | | |
| Minnesota Association of Townships | 474 | 9.0% | 43 |
| Total for Entity | \$474 | | \$43 |
| Blowers Township (Otter Tail) | | | |
| Minnesota Association of Townships | 442 | 9.0% | 40 |
| Total for Entity | \$442 | | \$40 |
| Blue Earth City Township (Faribault) | | | |
| Minnesota Association of Townships | 458 | 9.0% | 41 |
| Total for Entity | \$458 | | \$41 |

Table 5
2015 Lobbying Expenditures Paid With Association Dues
Listed by Entity

| Name of Entity (County) Association Name | Total Local Government Dues | Proportion of Dues Used for Lobbying | Total Dues Used for Lobbying |
|--|--|---|---|
| Blue Earth County | | | |
| Association of Minnesota Counties | 19,276 | 14.2% | 2,737 |
| Highway 14 Partnership | 3,500 | 69.4% | 2,429 |
| Minnesota Inter-County Association | 17,264 | 37.9% | 6,543 |
| Total for Entity | \$40,040 | | \$11,709 |
| Blue Earth Soil and Water Conservation District | | | |
| Minnesota Association of Soil and Water Conservation Districts | 3,148 | 21.1% | 664 |
| Total for Entity | \$3,148 | | \$664 |
| Blue Hill Township (Sherburne) | | | |
| Minnesota Association of Townships | 1,119 | 9.0% | 101 |
| Total for Entity | \$1,119 | | \$101 |
| Blue Mounds Township (Pope) | | | |
| Minnesota Association of Townships | 330 | 9.0% | 30 |
| Total for Entity | \$330 | | \$30 |
| Blueberry Township (Wadena) | | | |
| Minnesota Association of Townships | 573 | 9.0% | 52 |
| Total for Entity | \$573 | | \$52 |
| Bluffton Township (Otter Tail) | | | |
| Minnesota Association of Townships | 491 | 9.0% | 44 |
| Total for Entity | \$491 | | \$44 |
| Bogus Brook Township (Mille Lacs) | | | |
| Minnesota Association of Townships | 859 | 9.0% | 77 |
| Total for Entity | \$859 | | \$77 |
| Bois de Sioux Watershed District | | | |
| League of Minnesota Cities | 1,775 | 10.4% | 185 |
| Minnesota Association of Watershed Districts | 3,500 | 46.7% | 1,634 |
| Total for Entity | \$5,275 | | \$1,819 |
| Bondin Township (Murray) | | | |
| Minnesota Association of Townships | 426 | 9.0% | 38 |
| Total for Entity | \$426 | | \$38 |

Table 5
2015 Lobbying Expenditures Paid With Association Dues
Listed by Entity

| Name of Entity (County) Association Name | Total Local Government Dues | Proportion of Dues Used for Lobbying | Total Dues Used for Lobbying |
|---|--|---|---|
| Boon Lake Township (Renville) | | | |
| Minnesota Association of Townships | 454 | 9.0% | 41 |
| Total for Entity | \$454 | | \$41 |
| Borgholm Township (Mille Lacs) | | | |
| Minnesota Association of Townships | 952 | 9.0% | 86 |
| Total for Entity | \$952 | | \$86 |
| Bowstring Township (Itasca) | | | |
| Minnesota Association of Townships | 345 | 9.0% | 31 |
| Total for Entity | \$345 | | \$31 |
| Boxville Township (Marshall) | | | |
| Minnesota Association of Townships | 281 | 9.0% | 25 |
| Total for Entity | \$281 | | \$25 |
| Boy Lake Township (Cass) | | | |
| Minnesota Association of Townships | 350 | 9.0% | 32 |
| Total for Entity | \$350 | | \$32 |
| Boy River Township (Cass) | | | |
| Minnesota Association of Townships | 297 | 9.0% | 27 |
| Total for Entity | \$297 | | \$27 |
| Bradbury Township (Mille Lacs) | | | |
| Minnesota Association of Townships | 425 | 9.0% | 38 |
| Total for Entity | \$425 | | \$38 |
| Bradford Township (Isanti) | | | |
| Minnesota Association of Townships | 1,491 | 9.0% | 134 |
| Total for Entity | \$1,491 | | \$134 |
| Bradford Township (Wilkin) | | | |
| Minnesota Association of Townships | 300 | 9.0% | 27 |
| Total for Entity | \$300 | | \$27 |
| Brandon Township (Douglas) | | | |
| Minnesota Association of Townships | 569 | 9.0% | 51 |
| Total for Entity | \$569 | | \$51 |

Table 5
2015 Lobbying Expenditures Paid With Association Dues
Listed by Entity

| Name of Entity (County) Association Name | Total Local Government Dues | Proportion of Dues Used for Lobbying | Total Dues Used for Lobbying |
|---|--|---|---|
| Brandrup Township (Wilkin) | | | |
| Minnesota Association of Townships | 322 | 9.0% | 29 |
| Total for Entity | \$322 | | \$29 |
| Brandsvold Township (Polk) | | | |
| Minnesota Association of Townships | 348 | 9.0% | 31 |
| Total for Entity | \$348 | | \$31 |
| Brandt Township (Polk) | | | |
| Minnesota Association of Townships | 286 | 9.0% | 26 |
| Total for Entity | \$286 | | \$26 |
| Bray Township (Pennington) | | | |
| Minnesota Association of Townships | 289 | 9.0% | 26 |
| Total for Entity | \$289 | | \$26 |
| Breckenridge Township (Wilkin) | | | |
| Minnesota Association of Townships | 421 | 9.0% | 38 |
| Total for Entity | \$421 | | \$38 |
| Breitung Township (Saint Louis) | | | |
| League of Minnesota Cities | 747 | 10.4% | 78 |
| Minnesota Association of Townships | 533 | 9.0% | 48 |
| Total for Entity | \$1,280 | | \$126 |
| Bremen Township (Pine) | | | |
| Minnesota Association of Townships | 344 | 9.0% | 31 |
| Total for Entity | \$344 | | \$31 |
| Brevator Township (Saint Louis) | | | |
| Minnesota Association of Townships | 816 | 9.0% | 73 |
| Total for Entity | \$816 | | \$73 |
| Bridgewater Township (Rice) | | | |
| Minnesota Association of Townships | 985 | 9.0% | 89 |
| Total for Entity | \$985 | | \$89 |
| Brighton Township (Nicollet) | | | |
| Minnesota Association of Townships | 318 | 9.0% | 29 |
| Total for Entity | \$318 | | \$29 |

Table 5
2015 Lobbying Expenditures Paid With Association Dues
Listed by Entity

| Name of Entity (County) Association Name | Total Local Government Dues | Proportion of Dues Used for Lobbying | Total Dues Used for Lobbying |
|--|--|---|---|
| Brislet Township (Polk) | | | |
| Minnesota Association of Townships | 285 | 9.0% | 26 |
| Total for Entity | \$285 | | \$26 |
| Bristol Township (Fillmore) | | | |
| Minnesota Association of Townships | 463 | 9.0% | 42 |
| Total for Entity | \$463 | | \$42 |
| Brockway Township (Stearns) | | | |
| Minnesota Association of Townships | 1,283 | 9.0% | 115 |
| Total for Entity | \$1,283 | | \$115 |
| Brook Park Township (Pine) | | | |
| Minnesota Association of Townships | 503 | 9.0% | 45 |
| Total for Entity | \$503 | | \$45 |
| Brookfield Township (Renville) | | | |
| Minnesota Association of Townships | 317 | 9.0% | 29 |
| Total for Entity | \$317 | | \$29 |
| Brookville Township (Redwood) | | | |
| Minnesota Association of Townships | 341 | 9.0% | 31 |
| Total for Entity | \$341 | | \$31 |
| Brown County | | | |
| Association of Minnesota Counties | 11,501 | 14.2% | 1,633 |
| Highway 14 Partnership | 2,500 | 69.4% | 1,735 |
| Total for Entity | \$14,001 | | \$3,368 |
| Brown Soil and Water Conservation District | | | |
| Minnesota Association of Soil and Water Conservation Districts | 3,134 | 21.1% | 661 |
| Total for Entity | \$3,134 | | \$661 |
| Browns Creek Township (Red Lake) | | | |
| Minnesota Association of Townships | 285 | 9.0% | 26 |
| Total for Entity | \$285 | | \$26 |

Table 5
2015 Lobbying Expenditures Paid With Association Dues
Listed by Entity

| Name of Entity (County) Association Name | Total Local Government Dues | Proportion of Dues Used for Lobbying | Total Dues Used for Lobbying |
|---|--|---|---|
| Browns Creek Watershed District | | | |
| League of Minnesota Cities | 1,775 | 10.4% | 185 |
| Minnesota Association of Watershed Districts | 1,985 | 46.7% | 927 |
| Total for Entity | \$3,760 | | \$1,112 |
| Browns Valley Township (Big Stone) | | | |
| Minnesota Association of Townships | 309 | 9.0% | 28 |
| Total for Entity | \$309 | | \$28 |
| Brownsville Township (Houston) | | | |
| Minnesota Association of Townships | 482 | 9.0% | 43 |
| Total for Entity | \$482 | | \$43 |
| Bruce Township (Todd) | | | |
| Minnesota Association of Townships | 520 | 9.0% | 47 |
| Total for Entity | \$520 | | \$47 |
| Bruno Township (Pine) | | | |
| Minnesota Association of Townships | 326 | 9.0% | 29 |
| Total for Entity | \$326 | | \$29 |
| Brunswick Township (Kanabec) | | | |
| Minnesota Association of Townships | 832 | 9.0% | 75 |
| Total for Entity | \$832 | | \$75 |
| Brush Creek Township (Faribault) | | | |
| Minnesota Association of Townships | 339 | 9.0% | 31 |
| Total for Entity | \$339 | | \$31 |
| Buckman Township (Morrison) | | | |
| Minnesota Association of Townships | 577 | 9.0% | 52 |
| Total for Entity | \$577 | | \$52 |
| Buffalo Creek Watershed District | | | |
| League of Minnesota Cities | 1,775 | 10.4% | 185 |
| Minnesota Association of Watershed Districts | 2,745 | 46.7% | 1,282 |
| Total for Entity | \$4,520 | | \$1,467 |

Table 5
2015 Lobbying Expenditures Paid With Association Dues
Listed by Entity

| Name of Entity (County) Association Name | Total Local Government Dues | Proportion of Dues Used for Lobbying | Total Dues Used for Lobbying |
|---|--|---|---|
| Buffalo Township (Wright) | | | |
| Minnesota Association of Townships | 1,001 | 9.0% | 90 |
| Total for Entity | \$1,001 | | \$90 |
| Buffalo-Red River Watershed District | | | |
| Minnesota Association of Watershed Districts | 3,500 | 46.7% | 1,634 |
| Total for Entity | \$3,500 | | \$1,634 |
| Buh Township (Morrison) | | | |
| Minnesota Association of Townships | 509 | 9.0% | 46 |
| Total for Entity | \$509 | | \$46 |
| Bull Moose Township (Cass) | | | |
| Minnesota Association of Townships | 312 | 9.0% | 28 |
| Total for Entity | \$312 | | \$28 |
| Bullard Township (Wadena) | | | |
| Minnesota Association of Townships | 339 | 9.0% | 31 |
| Total for Entity | \$339 | | \$31 |
| Bungo Township (Cass) | | | |
| Minnesota Association of Townships | 330 | 9.0% | 30 |
| Total for Entity | \$330 | | \$30 |
| Burbank Township (Kandiyohi) | | | |
| Minnesota Association of Townships | 520 | 9.0% | 47 |
| Total for Entity | \$520 | | \$47 |
| Burke Township (Pipestone) | | | |
| Minnesota Association of Townships | 333 | 9.0% | 30 |
| Total for Entity | \$333 | | \$30 |
| Burleene Township (Todd) | | | |
| Minnesota Association of Townships | 447 | 9.0% | 40 |
| Total for Entity | \$447 | | \$40 |
| Burlington Township (Becker) | | | |
| Minnesota Association of Townships | 913 | 9.0% | 82 |
| Total for Entity | \$913 | | \$82 |

Table 5
2015 Lobbying Expenditures Paid With Association Dues
Listed by Entity

| Name of Entity (County) Association Name | Total Local Government Dues | Proportion of Dues Used for Lobbying | Total Dues Used for Lobbying |
|---|--|---|---|
| Burnhamville Township (Todd) | | | |
| Minnesota Association of Townships | 574 | 9.0% | 52 |
| Total for Entity | \$574 | | \$52 |
| Burnstown Township (Brown) | | | |
| Minnesota Association of Townships | 421 | 9.0% | 38 |
| Total for Entity | \$421 | | \$38 |
| Burton Township (Yellow Medicine) | | | |
| Minnesota Association of Townships | 314 | 9.0% | 28 |
| Total for Entity | \$314 | | \$28 |
| Buse Township (Otter Tail) | | | |
| Minnesota Association of Townships | 499 | 9.0% | 45 |
| Total for Entity | \$499 | | \$45 |
| Butler Township (Otter Tail) | | | |
| Minnesota Association of Townships | 432 | 9.0% | 39 |
| Total for Entity | \$432 | | \$39 |
| Butterfield Township (Watonwan) | | | |
| Minnesota Association of Townships | 336 | 9.0% | 30 |
| Total for Entity | \$336 | | \$30 |
| Butternut Valley Township (Blue Earth) | | | |
| Minnesota Association of Townships | 441 | 9.0% | 40 |
| Total for Entity | \$441 | | \$40 |
| Buzzle Township (Beltrami) | | | |
| Minnesota Association of Townships | 437 | 9.0% | 39 |
| Total for Entity | \$437 | | \$39 |
| Bygland Township (Polk) | | | |
| Minnesota Association of Townships | 425 | 9.0% | 38 |
| Total for Entity | \$425 | | \$38 |
| Byron Township (Cass) | | | |
| Minnesota Association of Townships | 315 | 9.0% | 28 |
| Total for Entity | \$315 | | \$28 |

Table 5
2015 Lobbying Expenditures Paid With Association Dues
Listed by Entity

| Name of Entity (County) Association Name | Total Local Government Dues | Proportion of Dues Used for Lobbying | Total Dues Used for Lobbying |
|---|--|---|---|
| Byron Township (Waseca) | | | |
| Minnesota Association of Townships | 342 | 9.0% | 31 |
| Total for Entity | \$342 | | \$31 |
| Cairo Township (Renville) | | | |
| Minnesota Association of Townships | 339 | 9.0% | 31 |
| Total for Entity | \$339 | | \$31 |
| Caledonia Township (Houston) | | | |
| Minnesota Association of Townships | 541 | 9.0% | 49 |
| Total for Entity | \$541 | | \$49 |
| Callaway Township (Becker) | | | |
| Minnesota Association of Townships | 432 | 9.0% | 39 |
| Total for Entity | \$432 | | \$39 |
| Cambria Township (Blue Earth) | | | |
| Minnesota Association of Townships | 421 | 9.0% | 38 |
| Total for Entity | \$421 | | \$38 |
| Cambridge Township (Isanti) | | | |
| Minnesota Association of Townships | 1,175 | 9.0% | 106 |
| Total for Entity | \$1,175 | | \$106 |
| Camden Township (Carver) | | | |
| Minnesota Association of Townships | 645 | 9.0% | 58 |
| Total for Entity | \$645 | | \$58 |
| Cameron Township (Murray) | | | |
| Minnesota Association of Townships | 311 | 9.0% | 28 |
| Total for Entity | \$311 | | \$28 |
| Camp 5 Township (Saint Louis) | | | |
| Minnesota Association of Townships | 281 | 9.0% | 25 |
| Total for Entity | \$281 | | \$25 |
| Camp Lake Township (Swift) | | | |
| Minnesota Association of Townships | 336 | 9.0% | 30 |
| Total for Entity | \$336 | | \$30 |

Table 5
2015 Lobbying Expenditures Paid With Association Dues
Listed by Entity

| Name of Entity (County) Association Name | Total Local Government Dues | Proportion of Dues Used for Lobbying | Total Dues Used for Lobbying |
|---|--|---|---|
| Camp Release Township (Lac qui Parle) | | | |
| Minnesota Association of Townships | 437 | 9.0% | 39 |
| Total for Entity | \$437 | | \$39 |
| Camp Township (Renville) | | | |
| Minnesota Association of Townships | 327 | 9.0% | 29 |
| Total for Entity | \$327 | | \$29 |
| Campbell Township (Wilkin) | | | |
| Minnesota Association of Townships | 288 | 9.0% | 26 |
| Total for Entity | \$288 | | \$26 |
| Candor Township (Otter Tail) | | | |
| Minnesota Association of Townships | 520 | 9.0% | 47 |
| Total for Entity | \$520 | | \$47 |
| Canisteo Township (Dodge) | | | |
| Minnesota Association of Townships | 549 | 9.0% | 49 |
| Total for Entity | \$549 | | \$49 |
| Cannon City Township (Rice) | | | |
| Minnesota Association of Townships | 801 | 9.0% | 72 |
| Total for Entity | \$801 | | \$72 |
| Cannon Falls Township (Goodhue) | | | |
| Minnesota Association of Townships | 753 | 9.0% | 68 |
| Total for Entity | \$753 | | \$68 |
| Cannon Township (Kittson) | | | |
| Minnesota Association of Townships | 275 | 9.0% | 25 |
| Total for Entity | \$275 | | \$25 |
| Canosia Township (Saint Louis) | | | |
| Minnesota Association of Townships | 1,112 | 9.0% | 100 |
| Total for Entity | \$1,112 | | \$100 |
| Canton Township (Fillmore) | | | |
| Minnesota Association of Townships | 568 | 9.0% | 51 |
| Total for Entity | \$568 | | \$51 |

Table 5
2015 Lobbying Expenditures Paid With Association Dues
Listed by Entity

| Name of Entity (County) Association Name | Total Local Government Dues | Proportion of Dues Used for Lobbying | Total Dues Used for Lobbying |
|--|--|---|---|
| Capitol Region Watershed District | | | |
| League of Minnesota Cities | 1,775 | 10.4% | 185 |
| Minnesota Association of Watershed Districts | 3,500 | 46.7% | 1,634 |
| Total for Entity | \$5,275 | | \$1,819 |
| Caribou Township (Kittson) | | | |
| Minnesota Association of Townships | 286 | 9.0% | 26 |
| Total for Entity | \$286 | | \$26 |
| Carimona Township (Fillmore) | | | |
| Minnesota Association of Townships | 433 | 9.0% | 39 |
| Total for Entity | \$433 | | \$39 |
| Carlisle Township (Otter Tail) | | | |
| Minnesota Association of Townships | 319 | 9.0% | 29 |
| Total for Entity | \$319 | | \$29 |
| Carlos Township (Douglas) | | | |
| Minnesota Association of Townships | 1,059 | 9.0% | 95 |
| Total for Entity | \$1,059 | | \$95 |
| Carlston Township (Freeborn) | | | |
| Minnesota Association of Townships | 435 | 9.0% | 39 |
| Total for Entity | \$435 | | \$39 |
| Carlton County | | | |
| Arrowhead Counties Association | 2,750 | 80.0% | 2,200 |
| Association of Minnesota Counties | 13,187 | 14.2% | 1,873 |
| Greater Minnesota Parks and Trails | 300 | 48.8% | 146 |
| Total for Entity | \$16,237 | | \$4,219 |
| Carlton Soil and Water Conservation District | | | |
| Minnesota Association of Soil and Water Conservation Districts | 3,149 | 21.1% | 664 |
| Total for Entity | \$3,149 | | \$664 |
| Carnelian-Marine-Saint Croix Watershed District | | | |
| League of Minnesota Cities | 1,775 | 10.4% | 185 |
| Minnesota Association of Watershed Districts | 1,932 | 46.7% | 902 |
| Total for Entity | \$3,707 | | \$1,087 |

Table 5
2015 Lobbying Expenditures Paid With Association Dues
Listed by Entity

| Name of Entity (County) Association Name | Total Local Government Dues | Proportion of Dues Used for Lobbying | Total Dues Used for Lobbying |
|--|--|---|---|
| Carpenter Township (Itasca) | | | |
| Minnesota Association of Townships | 327 | 9.0% | 29 |
| Total for Entity | \$327 | | \$29 |
| Carrolton Township (Fillmore) | | | |
| Minnesota Association of Townships | 438 | 9.0% | 39 |
| Total for Entity | \$438 | | \$39 |
| Carson Township (Cottonwood) | | | |
| Minnesota Association of Townships | 426 | 9.0% | 38 |
| Total for Entity | \$426 | | \$38 |
| Carsonville Township (Becker) | | | |
| Minnesota Association of Townships | 340 | 9.0% | 31 |
| Total for Entity | \$340 | | \$31 |
| Carver County | | | |
| Association of Minnesota Counties | 23,394 | 14.2% | 3,322 |
| Minnesota Inter-County Association | 25,270 | 37.9% | 9,577 |
| Total for Entity | \$48,664 | | \$12,899 |
| Carver Soil and Water Conservation District | | | |
| Minnesota Association of Soil and Water Conservation Districts | 3,148 | 21.1% | 664 |
| Total for Entity | \$3,148 | | \$664 |
| Carver-Scott Educational Cooperative - 930 | | | |
| Association of Metropolitan School Districts, Inc. | 3,500 | 71.4% | 2,499 |
| Total for Entity | \$3,500 | | \$2,499 |
| Cascade Township (Olmsted) | | | |
| Minnesota Association of Townships | 1,325 | 9.0% | 119 |
| Total for Entity | \$1,325 | | \$119 |
| Cashel Township (Swift) | | | |
| Minnesota Association of Townships | 325 | 9.0% | 29 |
| Total for Entity | \$325 | | \$29 |
| Cass County | | | |
| Association of Minnesota Counties | 13,900 | 14.2% | 1,974 |
| Total for Entity | \$13,900 | | \$1,974 |

Table 5
2015 Lobbying Expenditures Paid With Association Dues
Listed by Entity

| Name of Entity (County) Association Name | Total Local Government Dues | Proportion of Dues Used for Lobbying | Total Dues Used for Lobbying |
|--|--|---|---|
| Cass Soil and Water Conservation District | | | |
| Minnesota Association of Soil and Water Conservation Districts | 3,148 | 21.1% | 664 |
| Total for Entity | \$3,148 | | \$664 |
| Castle Rock Township (Dakota) | | | |
| Minnesota Association of Townships | 852 | 9.0% | 77 |
| Total for Entity | \$852 | | \$77 |
| Cedar Lake Area Water and Sanitary Sewer District | | | |
| League of Minnesota Cities | 1,775 | 10.4% | 185 |
| Total for Entity | \$1,775 | | \$185 |
| Cedar Lake Township (Scott) | | | |
| Minnesota Association of Townships | 1,346 | 9.0% | 121 |
| Total for Entity | \$1,346 | | \$121 |
| Cedar Mills Township (Meeker) | | | |
| Minnesota Association of Townships | 481 | 9.0% | 43 |
| Total for Entity | \$481 | | \$43 |
| Cedar River Watershed District | | | |
| Minnesota Association of Watershed Districts | 2,959 | 46.7% | 1,382 |
| Total for Entity | \$2,959 | | \$1,382 |
| Cedar Township (Marshall) | | | |
| Minnesota Association of Townships | 299 | 9.0% | 27 |
| Total for Entity | \$299 | | \$27 |
| Cedar Township (Martin) | | | |
| Minnesota Association of Townships | 340 | 9.0% | 31 |
| Total for Entity | \$340 | | \$31 |
| Cedar Valley Township (Saint Louis) | | | |
| Minnesota Association of Townships | 332 | 9.0% | 30 |
| Total for Entity | \$332 | | \$30 |
| Cedarbend Township (Roseau) | | | |
| Minnesota Association of Townships | 338 | 9.0% | 30 |
| Total for Entity | \$338 | | \$30 |

Table 5
2015 Lobbying Expenditures Paid With Association Dues
Listed by Entity

| Name of Entity (County) Association Name | Total Local Government Dues | Proportion of Dues Used for Lobbying | Total Dues Used for Lobbying |
|---|--|---|---|
| Center Creek Township (Martin) | | | |
| Minnesota Association of Townships | 335 | 9.0% | 30 |
| Total for Entity | \$335 | | \$30 |
| Center Township (Crow Wing) | | | |
| Minnesota Association of Townships | 635 | 9.0% | 57 |
| Total for Entity | \$635 | | \$57 |
| Central Iron Range Regional Sanitary District | | | |
| League of Minnesota Cities | 1,775 | 10.4% | 185 |
| Minnesota Environmental Science and Economic Review Board | 2,334 | 17.3% | 404 |
| Total for Entity | \$4,109 | | \$589 |
| Ceresco Township (Blue Earth) | | | |
| Minnesota Association of Townships | 346 | 9.0% | 31 |
| Total for Entity | \$346 | | \$31 |
| Cerro Gordo Township (Lac qui Parle) | | | |
| Minnesota Association of Townships | 330 | 9.0% | 30 |
| Total for Entity | \$330 | | \$30 |
| Champion Township (Wilkin) | | | |
| Minnesota Association of Townships | 286 | 9.0% | 26 |
| Total for Entity | \$286 | | \$26 |
| Chanarambie Township (Murray) | | | |
| Minnesota Association of Townships | 334 | 9.0% | 30 |
| Total for Entity | \$334 | | \$30 |
| Charlestown Township (Redwood) | | | |
| Minnesota Association of Townships | 333 | 9.0% | 30 |
| Total for Entity | \$333 | | \$30 |
| Chatfield Township (Fillmore) | | | |
| Minnesota Association of Townships | 512 | 9.0% | 46 |
| Total for Entity | \$512 | | \$46 |
| Chatham Township (Wright) | | | |
| Minnesota Association of Townships | 840 | 9.0% | 76 |
| Total for Entity | \$840 | | \$76 |

Table 5
2015 Lobbying Expenditures Paid With Association Dues
Listed by Entity

| Name of Entity (County) Association Name | Total Local Government Dues | Proportion of Dues Used for Lobbying | Total Dues Used for Lobbying |
|--|--|---|---|
| Chengwatana Township (Pine) | | | |
| Minnesota Association of Townships | 648 | 9.0% | 58 |
| Total for Entity | \$648 | | \$58 |
| Cherry Grove Township (Goodhue) | | | |
| Minnesota Association of Townships | 468 | 9.0% | 42 |
| Total for Entity | \$468 | | \$42 |
| Cherry Township (Saint Louis) | | | |
| Minnesota Association of Townships | 613 | 9.0% | 55 |
| Total for Entity | \$613 | | \$55 |
| Chester Township (Polk) | | | |
| Minnesota Association of Townships | 295 | 9.0% | 27 |
| Total for Entity | \$295 | | \$27 |
| Chester Township (Wabasha) | | | |
| Minnesota Association of Townships | 485 | 9.0% | 44 |
| Total for Entity | \$485 | | \$44 |
| Chief Township (Mahnomen) | | | |
| Minnesota Association of Townships | 300 | 9.0% | 27 |
| Total for Entity | \$300 | | \$27 |
| Chippewa County | | | |
| Association of Minnesota Counties | 7,381 | 14.2% | 1,048 |
| Total for Entity | \$7,381 | | \$1,048 |
| Chippewa Falls Township (Pope) | | | |
| Minnesota Association of Townships | 341 | 9.0% | 31 |
| Total for Entity | \$341 | | \$31 |
| Chippewa Soil and Water Conservation District | | | |
| Minnesota Association of Soil and Water Conservation Districts | 2,248 | 21.1% | 474 |
| Total for Entity | \$2,248 | | \$474 |
| Chisago County | | | |
| Association of Minnesota Counties | 17,565 | 14.2% | 2,494 |
| Greater Minnesota Parks and Trails | 900 | 48.8% | 439 |
| Total for Entity | \$18,465 | | \$2,933 |

Table 5
2015 Lobbying Expenditures Paid With Association Dues
Listed by Entity

| Name of Entity (County) Association Name | Total Local Government Dues | Proportion of Dues Used for Lobbying | Total Dues Used for Lobbying |
|--|--|---|---|
| Chisago Lake Township (Chisago) | | | |
| Minnesota Association of Townships | 1,882 | 9.0% | 169 |
| Total for Entity | \$1,882 | | \$169 |
| Chisago Soil and Water Conservation District | | | |
| Minnesota Association of Soil and Water Conservation Districts | 3,148 | 21.1% | 664 |
| Total for Entity | \$3,148 | | \$664 |
| Christiania Township (Jackson) | | | |
| Minnesota Association of Townships | 349 | 9.0% | 31 |
| Total for Entity | \$349 | | \$31 |
| City of Ada | | | |
| League of Minnesota Cities | 1,832 | 10.4% | 191 |
| Minnesota Association of Small Cities | 918 | 70.0% | 643 |
| Total for Entity | \$2,750 | | \$834 |
| City of Adams | | | |
| League of Minnesota Cities | 942 | 10.4% | 98 |
| Total for Entity | \$942 | | \$98 |
| City of Adrian | | | |
| League of Minnesota Cities | 1,372 | 10.4% | 143 |
| Total for Entity | \$1,372 | | \$143 |
| City of Afton | | | |
| League of Minnesota Cities | 3,128 | 10.4% | 325 |
| Total for Entity | \$3,128 | | \$325 |
| City of Aitkin | | | |
| League of Minnesota Cities | 2,317 | 10.4% | 241 |
| Total for Entity | \$2,317 | | \$241 |
| City of Akeley | | | |
| League of Minnesota Cities | 580 | 10.4% | 60 |
| Minnesota Association of Small Cities | 301 | 70.0% | 211 |
| Total for Entity | \$881 | | \$271 |

Table 5
2015 Lobbying Expenditures Paid With Association Dues
Listed by Entity

| Name of Entity (County) Association Name | Total Local Government Dues | Proportion of Dues Used for Lobbying | Total Dues Used for Lobbying |
|---|--|---|---|
| City of Albany | | | |
| League of Minnesota Cities | 2,807 | 10.4% | 292 |
| Minnesota Association of Small Cities | 1,112 | 70.0% | 778 |
| Minnesota Environmental Science and Economic Review Board | 629 | 17.3% | 109 |
| Total for Entity | \$4,548 | | \$1,179 |
| City of Albert Lea | | | |
| Coalition of Greater Minnesota Cities | 34,361 | 74.2% | 25,496 |
| Greater Minnesota Parks and Trails | 225 | 48.8% | 110 |
| Greater Minnesota Partnership | 2,500 | 65.9% | 1,648 |
| League of Minnesota Cities | 14,966 | 10.4% | 1,556 |
| Minnesota Environmental Science and Economic Review Board | 5,093 | 17.3% | 881 |
| Total for Entity | \$57,145 | | \$29,691 |
| City of Alberta | | | |
| League of Minnesota Cities | 384 | 10.4% | 40 |
| Total for Entity | \$384 | | \$40 |
| City of Albertville | | | |
| League of Minnesota Cities | 7,086 | 10.4% | 737 |
| Total for Entity | \$7,086 | | \$737 |
| City of Alden | | | |
| League of Minnesota Cities | 791 | 10.4% | 82 |
| Minnesota Association of Small Cities | 409 | 70.0% | 286 |
| Total for Entity | \$1,200 | | \$368 |
| City of Aldrich | | | |
| League of Minnesota Cities | 384 | 10.4% | 40 |
| Total for Entity | \$384 | | \$40 |
| City of Alexandria | | | |
| Coalition of Greater Minnesota Cities | 20,520 | 74.2% | 15,226 |
| Greater Minnesota Partnership | 3,000 | 65.9% | 1,977 |
| League of Minnesota Cities | 11,603 | 10.4% | 1,207 |
| Total for Entity | \$35,123 | | \$18,410 |

Table 5
2015 Lobbying Expenditures Paid With Association Dues
Listed by Entity

| Name of Entity (County) Association Name | Total Local Government Dues | Proportion of Dues Used for Lobbying | Total Dues Used for Lobbying |
|---|--|---|---|
| City of Alpha | | | |
| League of Minnesota Cities | 384 | 10.4% | 40 |
| Total for Entity | \$384 | | \$40 |
| City of Altura | | | |
| League of Minnesota Cities | 624 | 10.4% | 65 |
| Minnesota Association of Small Cities | 309 | 70.0% | 216 |
| Total for Entity | \$933 | | \$281 |
| City of Alvarado | | | |
| League of Minnesota Cities | 500 | 10.4% | 52 |
| Total for Entity | \$500 | | \$52 |
| City of Amboy | | | |
| League of Minnesota Cities | 673 | 10.4% | 70 |
| Total for Entity | \$673 | | \$70 |
| City of Andover | | | |
| Association of Metropolitan Municipalities | 9,301 | 33.7% | 3,134 |
| League of Minnesota Cities | 21,510 | 10.4% | 2,237 |
| North Metro Mayors Association | 13,678 | 81.5% | 11,148 |
| Total for Entity | \$44,489 | | \$16,519 |
| City of Annandale | | | |
| Greater Minnesota Partnership | 500 | 65.9% | 330 |
| League of Minnesota Cities | 3,506 | 10.4% | 365 |
| Total for Entity | \$4,006 | | \$695 |
| City of Anoka | | | |
| Association of Metropolitan Municipalities | 6,383 | 33.7% | 2,151 |
| League of Minnesota Cities | 14,713 | 10.4% | 1,530 |
| North Metro Mayors Association | 6,837 | 81.5% | 5,572 |
| Total for Entity | \$27,933 | | \$9,253 |

Table 5
2015 Lobbying Expenditures Paid With Association Dues
Listed by Entity

| Name of Entity (County) Association Name | Total Local Government Dues | Proportion of Dues Used for Lobbying | Total Dues Used for Lobbying |
|---|--|---|---|
| City of Apple Valley | | | |
| Association of Metropolitan Municipalities | 12,835 | 33.7% | 4,325 |
| League of Minnesota Cities | 29,329 | 10.4% | 3,050 |
| Municipal Legislative Commission | 10,500 | 87.1% | 9,146 |
| Total for Entity | \$52,664 | | \$16,521 |
| City of Appleton | | | |
| League of Minnesota Cities | 1,529 | 10.4% | 159 |
| Total for Entity | \$1,529 | | \$159 |
| City of Arco | | | |
| League of Minnesota Cities | 384 | 10.4% | 40 |
| Total for Entity | \$384 | | \$40 |
| City of Arden Hills | | | |
| Association of Metropolitan Municipalities | 3,961 | 33.7% | 1,335 |
| League of Minnesota Cities | 9,069 | 10.4% | 943 |
| Total for Entity | \$13,030 | | \$2,278 |
| City of Argyle | | | |
| League of Minnesota Cities | 790 | 10.4% | 82 |
| Minnesota Association of Small Cities | 415 | 70.0% | 290 |
| Total for Entity | \$1,205 | | \$372 |
| City of Arlington | | | |
| League of Minnesota Cities | 2,380 | 10.4% | 248 |
| Total for Entity | \$2,380 | | \$248 |
| City of Ashby | | | |
| League of Minnesota Cities | 590 | 10.4% | 61 |
| Minnesota Association of Small Cities | 329 | 70.0% | 230 |
| Total for Entity | \$919 | | \$291 |
| City of Askov | | | |
| League of Minnesota Cities | 497 | 10.4% | 52 |
| Total for Entity | \$497 | | \$52 |

Table 5
2015 Lobbying Expenditures Paid With Association Dues
Listed by Entity

| Name of Entity (County) Association Name | Total Local Government Dues | Proportion of Dues Used for Lobbying | Total Dues Used for Lobbying |
|---|--|---|---|
| City of Atwater | | | |
| League of Minnesota Cities | 1,286 | 10.4% | 134 |
| Total for Entity | \$1,286 | | \$134 |
| City of Audubon | | | |
| League of Minnesota Cities | 674 | 10.4% | 70 |
| Minnesota Association of Small Cities | 336 | 70.0% | 235 |
| Total for Entity | \$1,010 | | \$305 |
| City of Aurora | | | |
| Coalition of Greater Minnesota Cities | 915 | 74.2% | 679 |
| Greater Minnesota Parks and Trails | 150 | 48.8% | 73 |
| League of Minnesota Cities | 1,857 | 10.4% | 193 |
| Total for Entity | \$2,922 | | \$945 |
| City of Austin | | | |
| Coalition of Greater Minnesota Cities | 52,948 | 74.2% | 39,287 |
| Greater Minnesota Partnership | 1,500 | 65.9% | 988 |
| League of Minnesota Cities | 17,670 | 10.4% | 1,838 |
| Total for Entity | \$72,118 | | \$42,113 |
| City of Avoca | | | |
| League of Minnesota Cities | 384 | 10.4% | 40 |
| Total for Entity | \$384 | | \$40 |
| City of Avon | | | |
| League of Minnesota Cities | 1,600 | 10.4% | 166 |
| Total for Entity | \$1,600 | | \$166 |
| City of Babbitt | | | |
| Coalition of Greater Minnesota Cities | 3,357 | 74.2% | 2,491 |
| League of Minnesota Cities | 1,662 | 10.4% | 173 |
| Minnesota Association of Small Cities | 233 | 70.0% | 163 |
| Total for Entity | \$5,252 | | \$2,827 |
| City of Backus | | | |
| League of Minnesota Cities | 384 | 10.4% | 40 |
| Total for Entity | \$384 | | \$40 |

Table 5
2015 Lobbying Expenditures Paid With Association Dues
Listed by Entity

| Name of Entity (County) Association Name | Total Local Government Dues | Proportion of Dues Used for Lobbying | Total Dues Used for Lobbying |
|---|--|---|---|
| City of Badger | | | |
| League of Minnesota Cities | 521 | 10.4% | 54 |
| Minnesota Association of Small Cities | 288 | 70.0% | 202 |
| Total for Entity | \$809 | | \$256 |
| City of Bagley | | | |
| Coalition of Greater Minnesota Cities | 3,164 | 74.2% | 2,348 |
| League of Minnesota Cities | 1,568 | 10.4% | 163 |
| Minnesota Association of Small Cities | 776 | 70.0% | 543 |
| Total for Entity | \$5,508 | | \$3,054 |
| City of Balaton | | | |
| League of Minnesota Cities | 775 | 10.4% | 81 |
| Minnesota Association of Small Cities | 390 | 70.0% | 273 |
| Total for Entity | \$1,165 | | \$354 |
| City of Barnesville | | | |
| Greater Minnesota Partnership | 500 | 65.9% | 330 |
| League of Minnesota Cities | 2,795 | 10.4% | 291 |
| Total for Entity | \$3,295 | | \$621 |
| City of Barnum | | | |
| League of Minnesota Cities | 754 | 10.4% | 78 |
| Minnesota Association of Small Cities | 396 | 70.0% | 277 |
| Total for Entity | \$1,150 | | \$355 |
| City of Barrett | | | |
| League of Minnesota Cities | 554 | 10.4% | 58 |
| Total for Entity | \$554 | | \$58 |
| City of Barry | | | |
| League of Minnesota Cities | 384 | 10.4% | 40 |
| Total for Entity | \$384 | | \$40 |
| City of Battle Lake | | | |
| League of Minnesota Cities | 1,035 | 10.4% | 108 |
| Minnesota Association of Small Cities | 514 | 70.0% | 360 |
| Total for Entity | \$1,549 | | \$468 |

Table 5
2015 Lobbying Expenditures Paid With Association Dues
Listed by Entity

| Name of Entity (County) Association Name | Total Local Government Dues | Proportion of Dues Used for Lobbying | Total Dues Used for Lobbying |
|---|--|---|---|
| City of Baudette | | | |
| League of Minnesota Cities | 1,229 | 10.4% | 128 |
| Minnesota Association of Small Cities | 648 | 70.0% | 454 |
| Total for Entity | \$1,877 | | \$582 |
| City of Baxter | | | |
| League of Minnesota Cities | 7,700 | 10.4% | 801 |
| Total for Entity | \$7,700 | | \$801 |
| City of Bayport | | | |
| Association of Metropolitan Municipalities | 1,661 | 33.7% | 560 |
| League of Minnesota Cities | 7,667 | 10.4% | 797 |
| Total for Entity | \$9,328 | | \$1,357 |
| City of Beardsley | | | |
| League of Minnesota Cities | 384 | 10.4% | 40 |
| Total for Entity | \$384 | | \$40 |
| City of Beaver Bay | | | |
| League of Minnesota Cities | 384 | 10.4% | 40 |
| Total for Entity | \$384 | | \$40 |
| City of Beaver Creek | | | |
| League of Minnesota Cities | 429 | 10.4% | 45 |
| Total for Entity | \$429 | | \$45 |
| City of Becker | | | |
| Coalition of Utility Cities | 20,923 | 81.2% | 16,989 |
| League of Minnesota Cities | 4,898 | 10.4% | 509 |
| Total for Entity | \$25,821 | | \$17,498 |
| City of Bejou | | | |
| League of Minnesota Cities | 750 | 10.4% | 78 |
| Total for Entity | \$750 | | \$78 |
| City of Belgrade | | | |
| League of Minnesota Cities | 879 | 10.4% | 91 |
| Minnesota Association of Small Cities | 445 | 70.0% | 312 |
| Total for Entity | \$1,324 | | \$403 |

Table 5
2015 Lobbying Expenditures Paid With Association Dues
Listed by Entity

| Name of Entity (County) Association Name | Total Local Government Dues | Proportion of Dues Used for Lobbying | Total Dues Used for Lobbying |
|---|--|---|---|
| City of Belle Plaine | | | |
| League of Minnesota Cities | 6,513 | 10.4% | 677 |
| Total for Entity | \$6,513 | | \$677 |
| City of Bellechester | | | |
| League of Minnesota Cities | 384 | 10.4% | 40 |
| Minnesota Association of Small Cities | 199 | 70.0% | 139 |
| Total for Entity | \$583 | | \$179 |
| City of Bellingham | | | |
| League of Minnesota Cities | 384 | 10.4% | 40 |
| Minnesota Association of Small Cities | 196 | 70.0% | 137 |
| Total for Entity | \$580 | | \$177 |
| City of Beltrami | | | |
| League of Minnesota Cities | 384 | 10.4% | 40 |
| Total for Entity | \$384 | | \$40 |
| City of Belview | | | |
| League of Minnesota Cities | 510 | 10.4% | 53 |
| Total for Entity | \$510 | | \$53 |
| City of Bemidji | | | |
| Coalition of Greater Minnesota Cities | 26,315 | 74.2% | 19,526 |
| Greater Minnesota Parks and Trails | 225 | 48.8% | 110 |
| League of Minnesota Cities | 12,446 | 10.4% | 1,294 |
| Total for Entity | \$38,986 | | \$20,930 |
| City of Bena | | | |
| League of Minnesota Cities | 384 | 10.4% | 40 |
| Minnesota Association of Small Cities | 172 | 70.0% | 120 |
| Total for Entity | \$556 | | \$160 |
| City of Benson | | | |
| Coalition of Greater Minnesota Cities | 5,596 | 74.2% | 4,152 |
| League of Minnesota Cities | 3,345 | 10.4% | 348 |
| Total for Entity | \$8,941 | | \$4,500 |

Table 5
2015 Lobbying Expenditures Paid With Association Dues
Listed by Entity

| Name of Entity (County) Association Name | Total Local Government Dues | Proportion of Dues Used for Lobbying | Total Dues Used for Lobbying |
|---|-----------------------------------|---|---------------------------------------|
| City of Bertha | | | |
| League of Minnesota Cities | 623 | 10.4% | 65 |
| Minnesota Association of Small Cities | 344 | 70.0% | 241 |
| Total for Entity | \$967 | | \$306 |
| City of Bethel | | | |
| League of Minnesota Cities | 618 | 10.4% | 64 |
| Minnesota Association of Small Cities | 328 | 70.0% | 230 |
| Total for Entity | \$946 | | \$294 |
| City of Big Falls | | | |
| League of Minnesota Cities | 384 | 10.4% | 40 |
| Minnesota Association of Small Cities | 226 | 70.0% | 158 |
| Total for Entity | \$610 | | \$198 |
| City of Big Lake | | | |
| League of Minnesota Cities | 9,771 | 10.4% | 1,016 |
| Total for Entity | \$9,771 | | \$1,016 |
| City of Bigelow | | | |
| League of Minnesota Cities | 384 | 10.4% | 40 |
| Minnesota Association of Small Cities | 226 | 70.0% | 158 |
| Total for Entity | \$610 | | \$198 |
| City of Bigfork | | | |
| League of Minnesota Cities | 595 | 10.4% | 62 |
| Total for Entity | \$595 | | \$62 |
| City of Bingham Lake | | | |
| League of Minnesota Cities | 384 | 10.4% | 40 |
| Minnesota Association of Small Cities | 177 | 70.0% | 124 |
| Total for Entity | \$561 | | \$164 |
| City of Birchwood | | | |
| League of Minnesota Cities | 1,996 | 10.4% | 208 |
| Total for Entity | \$1,996 | | \$208 |

Table 5
2015 Lobbying Expenditures Paid With Association Dues
Listed by Entity

| Name of Entity (County) Association Name | Total Local Government Dues | Proportion of Dues Used for Lobbying | Total Dues Used for Lobbying |
|---|--|---|---|
| City of Bird Island | | | |
| League of Minnesota Cities | 1,159 | 10.4% | 121 |
| Minnesota Association of Small Cities | 619 | 70.0% | 433 |
| Total for Entity | \$1,778 | | \$554 |
| City of Biscay | | | |
| League of Minnesota Cities | 384 | 10.4% | 40 |
| Total for Entity | \$384 | | \$40 |
| City of Biwabik | | | |
| Coalition of Greater Minnesota Cities | 2,082 | 74.2% | 1,545 |
| League of Minnesota Cities | 1,157 | 10.4% | 120 |
| Total for Entity | \$3,239 | | \$1,665 |
| City of Blackduck | | | |
| League of Minnesota Cities | 943 | 10.4% | 98 |
| Minnesota Association of Small Cities | 476 | 70.0% | 333 |
| Total for Entity | \$1,419 | | \$431 |
| City of Blaine | | | |
| Association of Metropolitan Municipalities | 13,400 | 33.7% | 4,516 |
| League of Minnesota Cities | 30,757 | 10.4% | 3,199 |
| North Metro I-35W Corridor Coalition | 13,838 | 93.1% | 12,883 |
| North Metro Mayors Association | 18,750 | 81.5% | 15,281 |
| Total for Entity | \$76,745 | | \$35,879 |
| City of Blomkest | | | |
| League of Minnesota Cities | 384 | 10.4% | 40 |
| Minnesota Association of Small Cities | 191 | 70.0% | 134 |
| Total for Entity | \$575 | | \$174 |
| City of Blooming Prairie | | | |
| League of Minnesota Cities | 2,150 | 10.4% | 224 |
| Total for Entity | \$2,150 | | \$224 |

Table 5
2015 Lobbying Expenditures Paid With Association Dues
Listed by Entity

| Name of Entity (County) Association Name | Total Local Government Dues | Proportion of Dues Used for Lobbying | Total Dues Used for Lobbying |
|---|--|---|---|
| City of Bloomington | | | |
| Association of Metropolitan Municipalities | 14,759 | 33.7% | 4,974 |
| League of Minnesota Cities | 33,750 | 10.4% | 3,510 |
| Municipal Legislative Commission | 10,500 | 87.1% | 9,146 |
| Total for Entity | \$59,009 | | \$17,630 |
| City of Blue Earth | | | |
| League of Minnesota Cities | 3,493 | 10.4% | 363 |
| Total for Entity | \$3,493 | | \$363 |
| City of Bock | | | |
| League of Minnesota Cities | 384 | 10.4% | 40 |
| Total for Entity | \$384 | | \$40 |
| City of Borup | | | |
| League of Minnesota Cities | 750 | 10.4% | 78 |
| Total for Entity | \$750 | | \$78 |
| City of Bovey | | | |
| League of Minnesota Cities | 968 | 10.4% | 101 |
| Total for Entity | \$968 | | \$101 |
| City of Boy River | | | |
| League of Minnesota Cities | 366 | 10.4% | 38 |
| Total for Entity | \$366 | | \$38 |
| City of Boyd | | | |
| League of Minnesota Cities | 384 | 10.4% | 40 |
| Minnesota Association of Small Cities | 200 | 70.0% | 140 |
| Total for Entity | \$584 | | \$180 |
| City of Braham | | | |
| League of Minnesota Cities | 1,973 | 10.4% | 205 |
| Total for Entity | \$1,973 | | \$205 |

Table 5
2015 Lobbying Expenditures Paid With Association Dues
Listed by Entity

| Name of Entity (County) Association Name | Total Local Government Dues | Proportion of Dues Used for Lobbying | Total Dues Used for Lobbying |
|---|--|---|---|
| City of Brainerd | | | |
| Greater Minnesota Partnership | 1,000 | 65.9% | 659 |
| League of Minnesota Cities | 11,940 | 10.4% | 1,242 |
| Minnesota Environmental Science and Economic Review Board | 3,964 | 17.3% | 686 |
| Total for Entity | \$16,904 | | \$2,587 |
| City of Brandon | | | |
| League of Minnesota Cities | 639 | 10.4% | 66 |
| Total for Entity | \$639 | | \$66 |
| City of Breckenridge | | | |
| Coalition of Greater Minnesota Cities | 5,826 | 74.2% | 4,323 |
| League of Minnesota Cities | 3,385 | 10.4% | 352 |
| Minnesota Environmental Science and Economic Review Board | 1,074 | 17.3% | 186 |
| Total for Entity | \$10,285 | | \$4,861 |
| City of Breezy Point | | | |
| League of Minnesota Cities | 2,578 | 10.4% | 268 |
| Total for Entity | \$2,578 | | \$268 |
| City of Brewster | | | |
| League of Minnesota Cities | 621 | 10.4% | 65 |
| Total for Entity | \$621 | | \$65 |
| City of Bricelyn | | | |
| League of Minnesota Cities | 497 | 10.4% | 52 |
| Total for Entity | \$497 | | \$52 |
| City of Brook Park | | | |
| League of Minnesota Cities | 384 | 10.4% | 40 |
| Total for Entity | \$384 | | \$40 |
| City of Brooklyn Center | | | |
| Association of Metropolitan Municipalities | 9,197 | 33.7% | 3,099 |
| League of Minnesota Cities | 20,658 | 10.4% | 2,148 |
| North Metro Mayors Association | 12,024 | 81.5% | 9,800 |
| Total for Entity | \$41,879 | | \$15,047 |

Table 5
2015 Lobbying Expenditures Paid With Association Dues
Listed by Entity

| Name of Entity (County) Association Name | Total Local Government Dues | Proportion of Dues Used for Lobbying | Total Dues Used for Lobbying |
|---|--|---|---|
| City of Brooklyn Park | | | |
| Association of Metropolitan Municipalities | 14,322 | 33.7% | 4,827 |
| League of Minnesota Cities | 32,741 | 10.4% | 3,405 |
| Total for Entity | \$47,063 | | \$8,232 |
| City of Brooks | | | |
| League of Minnesota Cities | 384 | 10.4% | 40 |
| Total for Entity | \$384 | | \$40 |
| City of Brooten | | | |
| League of Minnesota Cities | 892 | 10.4% | 93 |
| Minnesota Association of Small Cities | 454 | 70.0% | 318 |
| Total for Entity | \$1,346 | | \$411 |
| City of Browerville | | | |
| League of Minnesota Cities | 923 | 10.4% | 96 |
| Total for Entity | \$923 | | \$96 |
| City of Browns Valley | | | |
| League of Minnesota Cities | 726 | 10.4% | 76 |
| Minnesota Association of Small Cities | 385 | 70.0% | 270 |
| Total for Entity | \$1,111 | | \$346 |
| City of Brownsdale | | | |
| League of Minnesota Cities | 830 | 10.4% | 86 |
| Total for Entity | \$830 | | \$86 |
| City of Brownsville | | | |
| League of Minnesota Cities | 603 | 10.4% | 63 |
| Minnesota Association of Small Cities | 345 | 70.0% | 242 |
| Total for Entity | \$948 | | \$305 |
| City of Brownton | | | |
| League of Minnesota Cities | 880 | 10.4% | 92 |
| Minnesota Association of Small Cities | 463 | 70.0% | 324 |
| Total for Entity | \$1,343 | | \$416 |

Table 5
2015 Lobbying Expenditures Paid With Association Dues
Listed by Entity

| Name of Entity (County) Association Name | Total Local Government Dues | Proportion of Dues Used for Lobbying | Total Dues Used for Lobbying |
|---|--|---|---|
| City of Bruno | | | |
| League of Minnesota Cities | 384 | 10.4% | 40 |
| Total for Entity | \$384 | | \$40 |
| City of Buckman | | | |
| League of Minnesota Cities | 425 | 10.4% | 44 |
| Total for Entity | \$425 | | \$44 |
| City of Buffalo | | | |
| League of Minnesota Cities | 13,530 | 10.4% | 1,407 |
| Total for Entity | \$13,530 | | \$1,407 |
| City of Buffalo Lake | | | |
| League of Minnesota Cities | 839 | 10.4% | 87 |
| Minnesota Association of Small Cities | 450 | 70.0% | 315 |
| Total for Entity | \$1,289 | | \$402 |
| City of Buhl | | | |
| League of Minnesota Cities | 1,154 | 10.4% | 120 |
| Minnesota Association of Small Cities | 570 | 70.0% | 399 |
| Total for Entity | \$1,724 | | \$519 |
| City of Burnsville | | | |
| Association of Metropolitan Municipalities | 13,446 | 33.7% | 4,531 |
| League of Minnesota Cities | 30,719 | 10.4% | 3,195 |
| Municipal Legislative Commission | 10,500 | 87.1% | 9,146 |
| Total for Entity | \$54,665 | | \$16,872 |
| City of Burtrum | | | |
| League of Minnesota Cities | 384 | 10.4% | 40 |
| Total for Entity | \$384 | | \$40 |
| City of Butterfield | | | |
| League of Minnesota Cities | 727 | 10.4% | 76 |
| Total for Entity | \$727 | | \$76 |
| City of Byron | | | |
| League of Minnesota Cities | 5,428 | 10.4% | 565 |
| Total for Entity | \$5,428 | | \$565 |

Table 5
2015 Lobbying Expenditures Paid With Association Dues
Listed by Entity

| Name of Entity (County) Association Name | Total Local Government Dues | Proportion of Dues Used for Lobbying | Total Dues Used for Lobbying |
|---|--|---|---|
| City of Caledonia | | | |
| League of Minnesota Cities | 3,001 | 10.4% | 312 |
| Total for Entity | \$3,001 | | \$312 |
| City of Callaway | | | |
| League of Minnesota Cities | 384 | 10.4% | 40 |
| Minnesota Association of Small Cities | 225 | 70.0% | 158 |
| Total for Entity | \$609 | | \$198 |
| City of Calumet | | | |
| League of Minnesota Cities | 509 | 10.4% | 53 |
| Minnesota Association of Small Cities | 288 | 70.0% | 202 |
| Total for Entity | \$797 | | \$255 |
| City of Cambridge | | | |
| Greater Minnesota Parks and Trails | 150 | 48.8% | 73 |
| League of Minnesota Cities | 7,979 | 10.4% | 830 |
| Total for Entity | \$8,129 | | \$903 |
| City of Campbell | | | |
| League of Minnesota Cities | 384 | 10.4% | 40 |
| Minnesota Association of Small Cities | 192 | 70.0% | 134 |
| Total for Entity | \$576 | | \$174 |
| City of Canby | | | |
| League of Minnesota Cities | 1,918 | 10.4% | 199 |
| Total for Entity | \$1,918 | | \$199 |
| City of Cannon Falls | | | |
| Greater Minnesota Partnership | 500 | 65.9% | 330 |
| League of Minnesota Cities | 4,304 | 10.4% | 448 |
| Total for Entity | \$4,804 | | \$778 |
| City of Canton | | | |
| League of Minnesota Cities | 487 | 10.4% | 51 |
| Total for Entity | \$487 | | \$51 |

Table 5
2015 Lobbying Expenditures Paid With Association Dues
Listed by Entity

| Name of Entity (County) Association Name | Total Local Government Dues | Proportion of Dues Used for Lobbying | Total Dues Used for Lobbying |
|---|--|---|---|
| City of Carlos | | | |
| League of Minnesota Cities | 644 | 10.4% | 67 |
| Total for Entity | \$644 | | \$67 |
| City of Carlton | | | |
| League of Minnesota Cities | 1,153 | 10.4% | 120 |
| Minnesota Association of Small Cities | 485 | 70.0% | 340 |
| Total for Entity | \$1,638 | | \$460 |
| City of Carver | | | |
| Association of Metropolitan Municipalities | 1,846 | 33.7% | 622 |
| League of Minnesota Cities | 4,492 | 10.4% | 467 |
| Total for Entity | \$6,338 | | \$1,089 |
| City of Cass Lake | | | |
| League of Minnesota Cities | 906 | 10.4% | 94 |
| Total for Entity | \$906 | | \$94 |
| City of Cedar Mills | | | |
| League of Minnesota Cities | 384 | 10.4% | 40 |
| Total for Entity | \$384 | | \$40 |
| City of Center City | | | |
| League of Minnesota Cities | 758 | 10.4% | 79 |
| Minnesota Association of Small Cities | 402 | 70.0% | 281 |
| Total for Entity | \$1,160 | | \$360 |
| City of Centerville | | | |
| Association of Metropolitan Municipalities | 1,771 | 33.7% | 597 |
| League of Minnesota Cities | 4,124 | 10.4% | 429 |
| Total for Entity | \$5,895 | | \$1,026 |
| City of Ceylon | | | |
| League of Minnesota Cities | 489 | 10.4% | 51 |
| Minnesota Association of Small Cities | 286 | 70.0% | 200 |
| Total for Entity | \$775 | | \$251 |

Table 5
2015 Lobbying Expenditures Paid With Association Dues
Listed by Entity

| Name of Entity (County) Association Name | Total Local Government Dues | Proportion of Dues Used for Lobbying | Total Dues Used for Lobbying |
|---|--|---|---|
| City of Champlin | | | |
| League of Minnesota Cities | 17,652 | 10.4% | 1,836 |
| North Metro Mayors Association | 10,189 | 81.5% | 8,304 |
| Total for Entity | \$27,841 | | \$10,140 |
| City of Chandler | | | |
| League of Minnesota Cities | 402 | 10.4% | 42 |
| Total for Entity | \$402 | | \$42 |
| City of Chanhassen | | | |
| Association of Metropolitan Municipalities | 7,918 | 33.7% | 2,668 |
| League of Minnesota Cities | 18,348 | 10.4% | 1,908 |
| Total for Entity | \$26,266 | | \$4,576 |
| City of Chaska | | | |
| Association of Metropolitan Municipalities | 7,999 | 33.7% | 2,696 |
| League of Minnesota Cities | 18,677 | 10.4% | 1,942 |
| Total for Entity | \$26,676 | | \$4,638 |
| City of Chatfield | | | |
| League of Minnesota Cities | 2,992 | 10.4% | 311 |
| Minnesota Association of Small Cities | 1,451 | 70.0% | 1,016 |
| Total for Entity | \$4,443 | | \$1,327 |
| City of Chickamaw Beach | | | |
| League of Minnesota Cities | 384 | 10.4% | 40 |
| Total for Entity | \$384 | | \$40 |
| City of Chisago City | | | |
| League of Minnesota Cities | 5,266 | 10.4% | 548 |
| Total for Entity | \$5,266 | | \$548 |
| City of Chisholm | | | |
| League of Minnesota Cities | 5,233 | 10.4% | 544 |
| Total for Entity | \$5,233 | | \$544 |
| City of Chokio | | | |
| League of Minnesota Cities | 529 | 10.4% | 55 |
| Total for Entity | \$529 | | \$55 |

Table 5
2015 Lobbying Expenditures Paid With Association Dues
Listed by Entity

| Name of Entity (County) Association Name | Total Local Government Dues | Proportion of Dues Used for Lobbying | Total Dues Used for Lobbying |
|---|--|---|---|
| City of Circle Pines | | | |
| Association of Metropolitan Municipalities | 2,294 | 33.7% | 773 |
| League of Minnesota Cities | 5,170 | 10.4% | 538 |
| North Metro I-35W Corridor Coalition | 941 | 93.1% | 876 |
| North Metro Mayors Association | 2,500 | 81.5% | 2,038 |
| Total for Entity | \$10,905 | | \$4,225 |
| City of Clara City | | | |
| League of Minnesota Cities | 1,473 | 10.4% | 153 |
| Minnesota Association of Small Cities | 762 | 70.0% | 533 |
| Total for Entity | \$2,235 | | \$686 |
| City of Claremont | | | |
| League of Minnesota Cities | 685 | 10.4% | 71 |
| Total for Entity | \$685 | | \$71 |
| City of Clarissa | | | |
| League of Minnesota Cities | 812 | 10.4% | 84 |
| Minnesota Association of Small Cities | 426 | 70.0% | 298 |
| Total for Entity | \$1,238 | | \$382 |
| City of Clarkfield | | | |
| League of Minnesota Cities | 978 | 10.4% | 102 |
| Total for Entity | \$978 | | \$102 |
| City of Clarks Grove | | | |
| League of Minnesota Cities | 843 | 10.4% | 88 |
| Minnesota Association of Small Cities | 439 | 70.0% | 307 |
| Total for Entity | \$1,282 | | \$395 |
| City of Clear Lake | | | |
| League of Minnesota Cities | 730 | 10.4% | 76 |
| Total for Entity | \$730 | | \$76 |
| City of Clearbrook | | | |
| League of Minnesota Cities | 664 | 10.4% | 69 |
| Minnesota Association of Small Cities | 353 | 70.0% | 247 |
| Total for Entity | \$1,017 | | \$316 |

Table 5
2015 Lobbying Expenditures Paid With Association Dues
Listed by Entity

| Name of Entity (County) Association Name | Total Local Government Dues | Proportion of Dues Used for Lobbying | Total Dues Used for Lobbying |
|---|--|---|---|
| City of Clearwater | | | |
| League of Minnesota Cities | 1,936 | 10.4% | 201 |
| Total for Entity | \$1,936 | | \$201 |
| City of Clements | | | |
| League of Minnesota Cities | 384 | 10.4% | 40 |
| Minnesota Association of Small Cities | 189 | 70.0% | 132 |
| Total for Entity | \$573 | | \$172 |
| City of Cleveland | | | |
| League of Minnesota Cities | 866 | 10.4% | 90 |
| Minnesota Association of Small Cities | 444 | 70.0% | 311 |
| Total for Entity | \$1,310 | | \$401 |
| City of Climax | | | |
| League of Minnesota Cities | 414 | 10.4% | 43 |
| Total for Entity | \$414 | | \$43 |
| City of Clinton | | | |
| League of Minnesota Cities | 577 | 10.4% | 60 |
| Minnesota Association of Small Cities | 322 | 70.0% | 225 |
| Total for Entity | \$899 | | \$285 |
| City of Clitherall | | | |
| League of Minnesota Cities | 384 | 10.4% | 40 |
| Total for Entity | \$384 | | \$40 |
| City of Cloquet | | | |
| Coalition of Greater Minnesota Cities | 15,541 | 74.2% | 11,531 |
| League of Minnesota Cities | 10,951 | 10.4% | 1,139 |
| Total for Entity | \$26,492 | | \$12,670 |
| City of Coates | | | |
| League of Minnesota Cities | 384 | 10.4% | 40 |
| Minnesota Association of Small Cities | 192 | 70.0% | 134 |
| Total for Entity | \$576 | | \$174 |

Table 5
2015 Lobbying Expenditures Paid With Association Dues
Listed by Entity

| Name of Entity (County) Association Name | Total Local Government Dues | Proportion of Dues Used for Lobbying | Total Dues Used for Lobbying |
|---|--|---|---|
| City of Cohasset | | | |
| Coalition of Utility Cities | 12,858 | 81.2% | 10,441 |
| League of Minnesota Cities | 2,943 | 10.4% | 306 |
| Total for Entity | \$15,801 | | \$10,747 |
| City of Cokato | | | |
| League of Minnesota Cities | 2,917 | 10.4% | 303 |
| Total for Entity | \$2,917 | | \$303 |
| City of Cold Spring | | | |
| League of Minnesota Cities | 4,277 | 10.4% | 445 |
| Total for Entity | \$4,277 | | \$445 |
| City of Coleraine | | | |
| League of Minnesota Cities | 2,136 | 10.4% | 222 |
| Total for Entity | \$2,136 | | \$222 |
| City of Cologne | | | |
| League of Minnesota Cities | 1,792 | 10.4% | 186 |
| Total for Entity | \$1,792 | | \$186 |
| City of Columbia Heights | | | |
| League of Minnesota Cities | 16,212 | 10.4% | 1,686 |
| Total for Entity | \$16,212 | | \$1,686 |
| City of Columbus | | | |
| League of Minnesota Cities | 4,080 | 10.4% | 424 |
| Total for Entity | \$4,080 | | \$424 |
| City of Comfrey | | | |
| League of Minnesota Cities | 505 | 10.4% | 53 |
| Minnesota Association of Small Cities | 292 | 70.0% | 204 |
| Total for Entity | \$797 | | \$257 |
| City of Comstock | | | |
| League of Minnesota Cities | 384 | 10.4% | 40 |
| Minnesota Association of Small Cities | 162 | 70.0% | 113 |
| Total for Entity | \$546 | | \$153 |

Table 5
2015 Lobbying Expenditures Paid With Association Dues
Listed by Entity

| Name of Entity (County) Association Name | Total Local Government Dues | Proportion of Dues Used for Lobbying | Total Dues Used for Lobbying |
|---|--|---|---|
| City of Conger | | | |
| League of Minnesota Cities | 384 | 10.4% | 40 |
| Total for Entity | \$384 | | \$40 |
| City of Cook | | | |
| League of Minnesota Cities | 713 | 10.4% | 74 |
| Total for Entity | \$713 | | \$74 |
| City of Coon Rapids | | | |
| Association of Metropolitan Municipalities | 13,489 | 33.7% | 4,546 |
| League of Minnesota Cities | 30,802 | 10.4% | 3,203 |
| North Metro Mayors Association | 25,000 | 81.5% | 20,375 |
| Total for Entity | \$69,291 | | \$28,124 |
| City of Corcoran | | | |
| Association of Metropolitan Municipalities | 2,458 | 33.7% | 828 |
| League of Minnesota Cities | 5,634 | 10.4% | 586 |
| Total for Entity | \$8,092 | | \$1,414 |
| City of Correll | | | |
| League of Minnesota Cities | 384 | 10.4% | 40 |
| Total for Entity | \$384 | | \$40 |
| City of Cosmos | | | |
| League of Minnesota Cities | 604 | 10.4% | 63 |
| Minnesota Association of Small Cities | 333 | 70.0% | 233 |
| Total for Entity | \$937 | | \$296 |
| City of Cottage Grove | | | |
| Association of Metropolitan Municipalities | 10,066 | 33.7% | 3,392 |
| League of Minnesota Cities | 22,958 | 10.4% | 2,388 |
| Total for Entity | \$33,024 | | \$5,780 |
| City of Cottonwood | | | |
| League of Minnesota Cities | 1,359 | 10.4% | 141 |
| Minnesota Association of Small Cities | 695 | 70.0% | 486 |
| Total for Entity | \$2,054 | | \$627 |

Table 5
2015 Lobbying Expenditures Paid With Association Dues
Listed by Entity

| Name of Entity (County) Association Name | Total Local Government Dues | Proportion of Dues Used for Lobbying | Total Dues Used for Lobbying |
|---|--|---|---|
| City of Courtland | | | |
| League of Minnesota Cities | 762 | 10.4% | 79 |
| Minnesota Association of Small Cities | 395 | 70.0% | 276 |
| Total for Entity | \$1,157 | | \$355 |
| City of Cromwell | | | |
| League of Minnesota Cities | 384 | 10.4% | 40 |
| Minnesota Association of Small Cities | 225 | 70.0% | 158 |
| Total for Entity | \$609 | | \$198 |
| City of Crookston | | | |
| Coalition of Greater Minnesota Cities | 12,539 | 74.2% | 9,304 |
| Greater Minnesota Parks and Trails | 150 | 48.8% | 73 |
| League of Minnesota Cities | 7,617 | 10.4% | 792 |
| Minnesota Environmental Science and Economic Review Board | 2,278 | 17.3% | 394 |
| Total for Entity | \$22,584 | | \$10,563 |
| City of Crosby | | | |
| League of Minnesota Cities | 2,540 | 10.4% | 264 |
| Minnesota Association of Small Cities | 1,276 | 70.0% | 893 |
| Total for Entity | \$3,816 | | \$1,157 |
| City of Crosslake | | | |
| League of Minnesota Cities | 2,360 | 10.4% | 245 |
| Minnesota Association of Small Cities | 1,123 | 70.0% | 786 |
| Total for Entity | \$3,483 | | \$1,031 |
| City of Crystal | | | |
| Association of Metropolitan Municipalities | 7,662 | 33.7% | 2,582 |
| League of Minnesota Cities | 17,462 | 10.4% | 1,816 |
| Total for Entity | \$25,124 | | \$4,398 |
| City of Currie | | | |
| League of Minnesota Cities | 384 | 10.4% | 40 |
| Minnesota Association of Small Cities | 219 | 70.0% | 153 |
| Total for Entity | \$603 | | \$193 |

Table 5
2015 Lobbying Expenditures Paid With Association Dues
Listed by Entity

| Name of Entity (County) Association Name | Total Local Government Dues | Proportion of Dues Used for Lobbying | Total Dues Used for Lobbying |
|---|--|---|---|
| City of Cyrus | | | |
| League of Minnesota Cities | 432 | 10.4% | 45 |
| Total for Entity | \$432 | | \$45 |
| City of Dakota | | | |
| League of Minnesota Cities | 450 | 10.4% | 47 |
| Total for Entity | \$450 | | \$47 |
| City of Dalton | | | |
| League of Minnesota Cities | 384 | 10.4% | 40 |
| Minnesota Association of Small Cities | 234 | 70.0% | 164 |
| Total for Entity | \$618 | | \$204 |
| City of Danube | | | |
| League of Minnesota Cities | 611 | 10.4% | 64 |
| Minnesota Association of Small Cities | 341 | 70.0% | 239 |
| Total for Entity | \$952 | | \$303 |
| City of Danvers | | | |
| League of Minnesota Cities | 384 | 10.4% | 40 |
| Total for Entity | \$384 | | \$40 |
| City of Darfur | | | |
| League of Minnesota Cities | 384 | 10.4% | 40 |
| Total for Entity | \$384 | | \$40 |
| City of Darwin | | | |
| League of Minnesota Cities | 492 | 10.4% | 51 |
| Total for Entity | \$492 | | \$51 |
| City of Dassel | | | |
| League of Minnesota Cities | 1,616 | 10.4% | 168 |
| Total for Entity | \$1,616 | | \$168 |
| City of Dawson | | | |
| League of Minnesota Cities | 1,649 | 10.4% | 171 |
| Minnesota Association of Small Cities | 802 | 70.0% | 561 |
| Total for Entity | \$2,451 | | \$732 |

Table 5
2015 Lobbying Expenditures Paid With Association Dues
Listed by Entity

| Name of Entity (County) Association Name | Total Local Government Dues | Proportion of Dues Used for Lobbying | Total Dues Used for Lobbying |
|---|--|---|---|
| City of Dayton | | | |
| Association of Metropolitan Municipalities | 2,206 | 33.7% | 743 |
| League of Minnesota Cities | 5,218 | 10.4% | 543 |
| Total for Entity | \$7,424 | | \$1,286 |
| City of De Graff | | | |
| League of Minnesota Cities | 384 | 10.4% | 40 |
| Minnesota Association of Small Cities | 171 | 70.0% | 120 |
| Total for Entity | \$555 | | \$160 |
| City of Deephaven | | | |
| League of Minnesota Cities | 3,984 | 10.4% | 414 |
| Total for Entity | \$3,984 | | \$414 |
| City of Deer Creek | | | |
| League of Minnesota Cities | 463 | 10.4% | 48 |
| Total for Entity | \$463 | | \$48 |
| City of Deer River | | | |
| League of Minnesota Cities | 1,097 | 10.4% | 114 |
| Total for Entity | \$1,097 | | \$114 |
| City of Deerwood | | | |
| League of Minnesota Cities | 674 | 10.4% | 70 |
| Total for Entity | \$674 | | \$70 |
| City of Delano | | | |
| League of Minnesota Cities | 5,837 | 10.4% | 607 |
| Total for Entity | \$5,837 | | \$607 |
| City of Delavan | | | |
| League of Minnesota Cities | 384 | 10.4% | 40 |
| Total for Entity | \$384 | | \$40 |
| City of Delhi | | | |
| League of Minnesota Cities | 384 | 10.4% | 40 |
| Minnesota Association of Small Cities | 152 | 70.0% | 106 |
| Total for Entity | \$536 | | \$146 |

Table 5
2015 Lobbying Expenditures Paid With Association Dues
Listed by Entity

| Name of Entity (County) Association Name | Total Local Government Dues | Proportion of Dues Used for Lobbying | Total Dues Used for Lobbying |
|---|--|---|---|
| City of Dellwood | | | |
| League of Minnesota Cities | 1,245 | 10.4% | 129 |
| Total for Entity | \$1,245 | | \$129 |
| City of Denham | | | |
| League of Minnesota Cities | 384 | 10.4% | 40 |
| Total for Entity | \$384 | | \$40 |
| City of Dennison | | | |
| League of Minnesota Cities | 384 | 10.4% | 40 |
| Total for Entity | \$384 | | \$40 |
| City of Dent | | | |
| League of Minnesota Cities | 384 | 10.4% | 40 |
| Minnesota Association of Small Cities | 206 | 70.0% | 144 |
| Total for Entity | \$590 | | \$184 |
| City of Detroit Lakes | | | |
| Coalition of Greater Minnesota Cities | 13,768 | 74.2% | 10,216 |
| Greater Minnesota Parks and Trails | 300 | 48.8% | 146 |
| Greater Minnesota Partnership | 1,000 | 65.9% | 659 |
| League of Minnesota Cities | 8,572 | 10.4% | 891 |
| Minnesota Environmental Science and Economic Review Board | 2,674 | 17.3% | 463 |
| Total for Entity | \$26,314 | | \$12,375 |
| City of Dexter | | | |
| League of Minnesota Cities | 481 | 10.4% | 50 |
| Total for Entity | \$481 | | \$50 |
| City of Dilworth | | | |
| Greater Minnesota Parks and Trails | 300 | 48.8% | 146 |
| League of Minnesota Cities | 4,444 | 10.4% | 462 |
| Total for Entity | \$4,744 | | \$608 |

Table 5
2015 Lobbying Expenditures Paid With Association Dues
Listed by Entity

| Name of Entity (County) Association Name | Total Local Government Dues | Proportion of Dues Used for Lobbying | Total Dues Used for Lobbying |
|---|--|---|---|
| City of Dodge Center | | | |
| Coalition of Greater Minnesota Cities | 3,718 | 74.2% | 2,759 |
| Highway 14 Partnership | 1,000 | 69.4% | 694 |
| League of Minnesota Cities | 2,899 | 10.4% | 301 |
| Total for Entity | \$7,617 | | \$3,754 |
| City of Donaldson | | | |
| League of Minnesota Cities | 384 | 10.4% | 40 |
| Total for Entity | \$384 | | \$40 |
| City of Donnelly | | | |
| League of Minnesota Cities | 384 | 10.4% | 40 |
| Total for Entity | \$384 | | \$40 |
| City of Doran | | | |
| League of Minnesota Cities | 384 | 10.4% | 40 |
| Total for Entity | \$384 | | \$40 |
| City of Dover | | | |
| League of Minnesota Cities | 902 | 10.4% | 94 |
| Total for Entity | \$902 | | \$94 |
| City of Dovray | | | |
| League of Minnesota Cities | 384 | 10.4% | 40 |
| Total for Entity | \$384 | | \$40 |
| City of Duluth | | | |
| Coalition of Greater Minnesota Cities | 65,401 | 74.2% | 48,528 |
| Greater Minnesota Parks and Trails | 450 | 48.8% | 220 |
| League of Minnesota Cities | 33,715 | 10.4% | 3,506 |
| Total for Entity | \$99,566 | | \$52,254 |
| City of Dumont | | | |
| League of Minnesota Cities | 384 | 10.4% | 40 |
| Total for Entity | \$384 | | \$40 |
| City of Dundas | | | |
| League of Minnesota Cities | 1,614 | 10.4% | 168 |
| Total for Entity | \$1,614 | | \$168 |

Table 5
2015 Lobbying Expenditures Paid With Association Dues
Listed by Entity

| Name of Entity (County) Association Name | Total Local Government Dues | Proportion of Dues Used for Lobbying | Total Dues Used for Lobbying |
|---|--|---|---|
| City of Dundee | | | |
| League of Minnesota Cities | 384 | 10.4% | 40 |
| Minnesota Association of Small Cities | 151 | 70.0% | 106 |
| Total for Entity | \$535 | | \$146 |
| City of Dunnell | | | |
| League of Minnesota Cities | 384 | 10.4% | 40 |
| Total for Entity | \$384 | | \$40 |
| City of Eagan | | | |
| Association of Metropolitan Municipalities | 13,655 | 33.7% | 4,602 |
| League of Minnesota Cities | 31,335 | 10.4% | 3,259 |
| Municipal Legislative Commission | 10,500 | 87.1% | 9,146 |
| Total for Entity | \$55,490 | | \$17,007 |
| City of Eagle Bend | | | |
| League of Minnesota Cities | 659 | 10.4% | 69 |
| Minnesota Association of Small Cities | 361 | 70.0% | 253 |
| Total for Entity | \$1,020 | | \$322 |
| City of Eagle Lake | | | |
| League of Minnesota Cities | 2,955 | 10.4% | 307 |
| Total for Entity | \$2,955 | | \$307 |
| City of East Bethel | | | |
| League of Minnesota Cities | 10,480 | 10.4% | 1,090 |
| Total for Entity | \$10,480 | | \$1,090 |
| City of East Grand Forks | | | |
| Coalition of Greater Minnesota Cities | 13,513 | 74.2% | 10,027 |
| Greater Minnesota Parks and Trails | 150 | 48.8% | 73 |
| Greater Minnesota Partnership | 1,000 | 65.9% | 659 |
| League of Minnesota Cities | 8,305 | 10.4% | 864 |
| Minnesota Environmental Science and Economic Review Board | 2,128 | 17.3% | 368 |
| Total for Entity | \$25,096 | | \$11,991 |

Table 5
2015 Lobbying Expenditures Paid With Association Dues
Listed by Entity

| Name of Entity (County) Association Name | Total Local Government Dues | Proportion of Dues Used for Lobbying | Total Dues Used for Lobbying |
|---|--|---|---|
| City of East Gull Lake | | | |
| League of Minnesota Cities | 1,145 | 10.4% | 119 |
| Total for Entity | \$1,145 | | \$119 |
| City of Easton | | | |
| League of Minnesota Cities | 384 | 10.4% | 40 |
| Minnesota Association of Small Cities | 210 | 70.0% | 147 |
| Total for Entity | \$594 | | \$187 |
| City of Echo | | | |
| League of Minnesota Cities | 407 | 10.4% | 42 |
| Minnesota Association of Small Cities | 240 | 70.0% | 168 |
| Total for Entity | \$647 | | \$210 |
| City of Eden Prairie | | | |
| Association of Metropolitan Municipalities | 13,497 | 33.7% | 4,548 |
| League of Minnesota Cities | 30,822 | 10.4% | 3,205 |
| Municipal Legislative Commission | 10,500 | 87.1% | 9,146 |
| Total for Entity | \$54,819 | | \$16,899 |
| City of Eden Valley | | | |
| League of Minnesota Cities | 1,197 | 10.4% | 124 |
| Minnesota Association of Small Cities | 589 | 70.0% | 412 |
| Total for Entity | \$1,786 | | \$536 |
| City of Edgerton | | | |
| League of Minnesota Cities | 1,298 | 10.4% | 135 |
| Minnesota Association of Small Cities | 65 | 70.0% | 46 |
| Total for Entity | \$1,363 | | \$181 |
| City of Edina | | | |
| Association of Metropolitan Municipalities | 12,635 | 33.7% | 4,258 |
| League of Minnesota Cities | 29,321 | 10.4% | 3,049 |
| Municipal Legislative Commission | 10,500 | 87.1% | 9,146 |
| Total for Entity | \$52,456 | | \$16,453 |

Table 5
2015 Lobbying Expenditures Paid With Association Dues
Listed by Entity

| Name of Entity (County) Association Name | Total Local Government Dues | Proportion of Dues Used for Lobbying | Total Dues Used for Lobbying |
|---|--|---|---|
| City of Eitzen | | | |
| League of Minnesota Cities | 384 | 10.4% | 40 |
| Total for Entity | \$384 | | \$40 |
| City of Elba | | | |
| League of Minnesota Cities | 384 | 10.4% | 40 |
| Total for Entity | \$384 | | \$40 |
| City of Elbow Lake | | | |
| Coalition of Greater Minnesota Cities | 2,861 | 74.2% | 2,123 |
| Greater Minnesota Parks and Trails | 150 | 48.8% | 73 |
| League of Minnesota Cities | 1,317 | 10.4% | 137 |
| Total for Entity | \$4,328 | | \$2,333 |
| City of Elgin | | | |
| League of Minnesota Cities | 1,237 | 10.4% | 129 |
| Minnesota Association of Small Cities | 641 | 70.0% | 449 |
| Total for Entity | \$1,878 | | \$578 |
| City of Elizabeth | | | |
| League of Minnesota Cities | 384 | 10.4% | 40 |
| Minnesota Association of Small Cities | 197 | 70.0% | 138 |
| Total for Entity | \$581 | | \$178 |
| City of Elk River | | | |
| League of Minnesota Cities | 18,017 | 10.4% | 1,874 |
| Total for Entity | \$18,017 | | \$1,874 |
| City of Elko New Market | | | |
| Association of Metropolitan Municipalities | 1,968 | 33.7% | 663 |
| League of Minnesota Cities | 4,674 | 10.4% | 486 |
| Total for Entity | \$6,642 | | \$1,149 |
| City of Elkton | | | |
| League of Minnesota Cities | 384 | 10.4% | 40 |
| Total for Entity | \$384 | | \$40 |

Table 5
2015 Lobbying Expenditures Paid With Association Dues
Listed by Entity

| Name of Entity (County) Association Name | Total Local Government Dues | Proportion of Dues Used for Lobbying | Total Dues Used for Lobbying |
|---|--|---|---|
| City of Ellendale | | | |
| League of Minnesota Cities | 819 | 10.4% | 85 |
| Total for Entity | \$819 | | \$85 |
| City of Ellsworth | | | |
| League of Minnesota Cities | 605 | 10.4% | 63 |
| Minnesota Association of Small Cities | 358 | 70.0% | 251 |
| Total for Entity | \$963 | | \$314 |
| City of Elmdale | | | |
| League of Minnesota Cities | 384 | 10.4% | 40 |
| Total for Entity | \$384 | | \$40 |
| City of Elmore | | | |
| League of Minnesota Cities | 729 | 10.4% | 76 |
| Total for Entity | \$729 | | \$76 |
| City of Elrosa | | | |
| League of Minnesota Cities | 384 | 10.4% | 40 |
| Total for Entity | \$384 | | \$40 |
| City of Ely | | | |
| Coalition of Greater Minnesota Cities | 5,928 | 74.2% | 4,399 |
| Greater Minnesota Partnership | 500 | 65.9% | 330 |
| League of Minnesota Cities | 3,678 | 10.4% | 383 |
| Total for Entity | \$10,106 | | \$5,112 |
| City of Elysian | | | |
| League of Minnesota Cities | 823 | 10.4% | 86 |
| Total for Entity | \$823 | | \$86 |
| City of Emily | | | |
| League of Minnesota Cities | 977 | 10.4% | 102 |
| Total for Entity | \$977 | | \$102 |
| City of Emmons | | | |
| League of Minnesota Cities | 526 | 10.4% | 55 |
| Total for Entity | \$526 | | \$55 |

Table 5
2015 Lobbying Expenditures Paid With Association Dues
Listed by Entity

| Name of Entity (County) Association Name | Total Local Government Dues | Proportion of Dues Used for Lobbying | Total Dues Used for Lobbying |
|---|--|---|---|
| City of Erhard | | | |
| League of Minnesota Cities | 384 | 10.4% | 40 |
| Minnesota Association of Small Cities | 186 | 70.0% | 130 |
| Total for Entity | \$570 | | \$170 |
| City of Erskine | | | |
| League of Minnesota Cities | 647 | 10.4% | 67 |
| Minnesota Association of Small Cities | 313 | 70.0% | 219 |
| Total for Entity | \$960 | | \$286 |
| City of Evan | | | |
| League of Minnesota Cities | 384 | 10.4% | 40 |
| Total for Entity | \$384 | | \$40 |
| City of Evansville | | | |
| League of Minnesota Cities | 758 | 10.4% | 79 |
| Minnesota Association of Small Cities | 395 | 70.0% | 276 |
| Total for Entity | \$1,153 | | \$355 |
| City of Eveleth | | | |
| Coalition of Greater Minnesota Cities | 6,242 | 74.2% | 4,632 |
| League of Minnesota Cities | 7,593 | 10.4% | 790 |
| Minnesota Environmental Science and Economic Review Board | 1,303 | 17.3% | 225 |
| Total for Entity | \$15,138 | | \$5,647 |
| City of Excelsior | | | |
| Association of Metropolitan Municipalities | 1,054 | 33.7% | 355 |
| League of Minnesota Cities | 2,441 | 10.4% | 254 |
| Total for Entity | \$3,495 | | \$609 |
| City of Eyota | | | |
| League of Minnesota Cities | 2,205 | 10.4% | 229 |
| Minnesota Association of Small Cities | 970 | 70.0% | 679 |
| Total for Entity | \$3,175 | | \$908 |

Table 5
2015 Lobbying Expenditures Paid With Association Dues
Listed by Entity

| Name of Entity (County) Association Name | Total Local Government Dues | Proportion of Dues Used for Lobbying | Total Dues Used for Lobbying |
|---|--|---|---|
| City of Fairfax | | | |
| League of Minnesota Cities | 1,349 | 10.4% | 140 |
| Minnesota Association of Small Cities | 720 | 70.0% | 504 |
| Total for Entity | \$2,069 | | \$644 |
| City of Fairmont | | | |
| Coalition of Greater Minnesota Cities | 16,861 | 74.2% | 12,511 |
| Greater Minnesota Partnership | 1,500 | 65.9% | 988 |
| League of Minnesota Cities | 9,685 | 10.4% | 1,007 |
| Total for Entity | \$28,046 | | \$14,506 |
| City of Falcon Heights | | | |
| Association of Metropolitan Municipalities | 2,442 | 33.7% | 823 |
| League of Minnesota Cities | 5,539 | 10.4% | 576 |
| Total for Entity | \$7,981 | | \$1,399 |
| City of Faribault | | | |
| Greater Minnesota Parks and Trails | 225 | 48.8% | 110 |
| League of Minnesota Cities | 17,974 | 10.4% | 1,869 |
| Minnesota Environmental Science and Economic Review Board | 5,965 | 17.3% | 1,032 |
| Total for Entity | \$24,164 | | \$3,011 |
| City of Farmington | | | |
| League of Minnesota Cities | 17,440 | 10.4% | 1,814 |
| Total for Entity | \$17,440 | | \$1,814 |
| City of Farwell | | | |
| League of Minnesota Cities | 384 | 10.4% | 40 |
| Total for Entity | \$384 | | \$40 |
| City of Federal Dam | | | |
| League of Minnesota Cities | 384 | 10.4% | 40 |
| Minnesota Association of Small Cities | 165 | 70.0% | 116 |
| Total for Entity | \$549 | | \$156 |

Table 5
2015 Lobbying Expenditures Paid With Association Dues
Listed by Entity

| Name of Entity (County) Association Name | Total Local Government Dues | Proportion of Dues Used for Lobbying | Total Dues Used for Lobbying |
|---|--|---|---|
| City of Felton | | | |
| League of Minnesota Cities | 384 | 10.4% | 40 |
| Minnesota Association of Small Cities | 200 | 70.0% | 140 |
| Total for Entity | \$584 | | \$180 |
| City of Fergus Falls | | | |
| Coalition of Greater Minnesota Cities | 25,707 | 74.2% | 19,075 |
| Greater Minnesota Parks and Trails | 450 | 48.8% | 220 |
| Greater Minnesota Partnership | 1,500 | 65.9% | 988 |
| League of Minnesota Cities | 11,673 | 10.4% | 1,214 |
| Minnesota Environmental Science and Economic Review Board | 4,009 | 17.3% | 694 |
| Total for Entity | \$43,339 | | \$22,191 |
| City of Fertile | | | |
| League of Minnesota Cities | 1,006 | 10.4% | 105 |
| Total for Entity | \$1,006 | | \$105 |
| City of Fifty Lakes | | | |
| League of Minnesota Cities | 540 | 10.4% | 56 |
| Minnesota Association of Small Cities | 294 | 70.0% | 206 |
| Total for Entity | \$834 | | \$262 |
| City of Finlayson | | | |
| League of Minnesota Cities | 449 | 10.4% | 47 |
| Minnesota Association of Small Cities | 270 | 70.0% | 189 |
| Total for Entity | \$719 | | \$236 |
| City of Fisher | | | |
| League of Minnesota Cities | 577 | 10.4% | 60 |
| Total for Entity | \$577 | | \$60 |
| City of Flensburg | | | |
| League of Minnesota Cities | 366 | 10.4% | 38 |
| Total for Entity | \$366 | | \$38 |

Table 5
2015 Lobbying Expenditures Paid With Association Dues
Listed by Entity

| Name of Entity (County) Association Name | Total Local Government Dues | Proportion of Dues Used for Lobbying | Total Dues Used for Lobbying |
|---|--|---|---|
| City of Floodwood | | | |
| League of Minnesota Cities | 679 | 10.4% | 71 |
| Minnesota Association of Small Cities | 361 | 70.0% | 253 |
| Total for Entity | \$1,040 | | \$324 |
| City of Florence | | | |
| League of Minnesota Cities | 384 | 10.4% | 40 |
| Total for Entity | \$384 | | \$40 |
| City of Foley | | | |
| League of Minnesota Cities | 2,883 | 10.4% | 300 |
| Total for Entity | \$2,883 | | \$300 |
| City of Forada | | | |
| Minnesota Association of Small Cities | 203 | 70.0% | 142 |
| Total for Entity | \$203 | | \$142 |
| City of Forest Lake | | | |
| Association of Metropolitan Municipalities | 6,832 | 33.7% | 2,302 |
| League of Minnesota Cities | 16,053 | 10.4% | 1,670 |
| Total for Entity | \$22,885 | | \$3,972 |
| City of Foreston | | | |
| League of Minnesota Cities | 669 | 10.4% | 70 |
| Total for Entity | \$669 | | \$70 |
| City of Fort Ripley | | | |
| League of Minnesota Cities | 384 | 10.4% | 40 |
| Total for Entity | \$384 | | \$40 |
| City of Fosston | | | |
| League of Minnesota Cities | 1,687 | 10.4% | 175 |
| Minnesota Association of Small Cities | 837 | 70.0% | 586 |
| Total for Entity | \$2,524 | | \$761 |
| City of Fountain | | | |
| League of Minnesota Cities | 552 | 10.4% | 57 |
| Minnesota Association of Small Cities | 288 | 70.0% | 202 |
| Total for Entity | \$840 | | \$259 |

Table 5
2015 Lobbying Expenditures Paid With Association Dues
Listed by Entity

| Name of Entity (County) Association Name | Total Local Government Dues | Proportion of Dues Used for Lobbying | Total Dues Used for Lobbying |
|---|--|---|---|
| City of Foxhome | | | |
| League of Minnesota Cities | 384 | 10.4% | 40 |
| Total for Entity | \$384 | | \$40 |
| City of Franklin | | | |
| League of Minnesota Cities | 631 | 10.4% | 66 |
| Minnesota Association of Small Cities | 350 | 70.0% | 245 |
| Total for Entity | \$981 | | \$311 |
| City of Frazee | | | |
| Greater Minnesota Parks and Trails | 150 | 48.8% | 73 |
| League of Minnesota Cities | 1,551 | 10.4% | 161 |
| Minnesota Association of Small Cities | 758 | 70.0% | 531 |
| Total for Entity | \$2,459 | | \$765 |
| City of Freeborn | | | |
| League of Minnesota Cities | 429 | 10.4% | 45 |
| Minnesota Association of Small Cities | 254 | 70.0% | 178 |
| Total for Entity | \$683 | | \$223 |
| City of Freeport | | | |
| League of Minnesota Cities | 812 | 10.4% | 84 |
| Minnesota Association of Small Cities | 404 | 70.0% | 283 |
| Total for Entity | \$1,216 | | \$367 |
| City of Fridley | | | |
| Association of Metropolitan Municipalities | 8,637 | 33.7% | 2,911 |
| League of Minnesota Cities | 19,828 | 10.4% | 2,062 |
| Total for Entity | \$28,465 | | \$4,973 |
| City of Frost | | | |
| League of Minnesota Cities | 384 | 10.4% | 40 |
| Minnesota Association of Small Cities | 209 | 70.0% | 146 |
| Total for Entity | \$593 | | \$186 |

Table 5
2015 Lobbying Expenditures Paid With Association Dues
Listed by Entity

| Name of Entity (County) Association Name | Total Local Government Dues | Proportion of Dues Used for Lobbying | Total Dues Used for Lobbying |
|---|--|---|---|
| City of Fulda | | | |
| League of Minnesota Cities | 1,443 | 10.4% | 150 |
| Minnesota Association of Small Cities | 743 | 70.0% | 520 |
| Total for Entity | \$2,186 | | \$670 |
| City of Garfield | | | |
| League of Minnesota Cities | 496 | 10.4% | 52 |
| Total for Entity | \$496 | | \$52 |
| City of Garrison | | | |
| League of Minnesota Cities | 384 | 10.4% | 40 |
| Minnesota Association of Small Cities | 215 | 70.0% | 150 |
| Total for Entity | \$599 | | \$190 |
| City of Garvin | | | |
| League of Minnesota Cities | 384 | 10.4% | 40 |
| Total for Entity | \$384 | | \$40 |
| City of Gary | | | |
| League of Minnesota Cities | 384 | 10.4% | 40 |
| Minnesota Association of Small Cities | 216 | 70.0% | 151 |
| Total for Entity | \$600 | | \$191 |
| City of Gaylord | | | |
| Greater Minnesota Partnership | 500 | 65.9% | 330 |
| League of Minnesota Cities | 2,458 | 10.4% | 256 |
| Minnesota Association of Small Cities | 1,237 | 70.0% | 866 |
| Total for Entity | \$4,195 | | \$1,452 |
| City of Gem Lake | | | |
| League of Minnesota Cities | 553 | 10.4% | 58 |
| Total for Entity | \$553 | | \$58 |
| City of Geneva | | | |
| League of Minnesota Cities | 1,350 | 10.4% | 140 |
| Total for Entity | \$1,350 | | \$140 |

Table 5
2015 Lobbying Expenditures Paid With Association Dues
Listed by Entity

| Name of Entity (County) Association Name | Total Local Government Dues | Proportion of Dues Used for Lobbying | Total Dues Used for Lobbying |
|---|--|---|---|
| City of Genola | | | |
| League of Minnesota Cities | 384 | 10.4% | 40 |
| Total for Entity | \$384 | | \$40 |
| City of Georgetown | | | |
| League of Minnesota Cities | 384 | 10.4% | 40 |
| Total for Entity | \$384 | | \$40 |
| City of Ghent | | | |
| League of Minnesota Cities | 500 | 10.4% | 52 |
| Minnesota Association of Small Cities | 287 | 70.0% | 201 |
| Total for Entity | \$787 | | \$253 |
| City of Gibbon | | | |
| League of Minnesota Cities | 910 | 10.4% | 95 |
| Total for Entity | \$910 | | \$95 |
| City of Gilbert | | | |
| Coalition of Greater Minnesota Cities | 3,735 | 74.2% | 2,771 |
| League of Minnesota Cities | 1,978 | 10.4% | 206 |
| Total for Entity | \$5,713 | | \$2,977 |
| City of Gilman | | | |
| League of Minnesota Cities | 384 | 10.4% | 40 |
| Total for Entity | \$384 | | \$40 |
| City of Glencoe | | | |
| Coalition of Greater Minnesota Cities | 9,320 | 74.2% | 6,915 |
| Greater Minnesota Parks and Trails | 150 | 48.8% | 73 |
| League of Minnesota Cities | 5,667 | 10.4% | 589 |
| Minnesota Environmental Science and Economic Review Board | 1,697 | 17.3% | 294 |
| Total for Entity | \$16,834 | | \$7,871 |
| City of Glenville | | | |
| League of Minnesota Cities | 769 | 10.4% | 80 |
| Total for Entity | \$769 | | \$80 |

Table 5
2015 Lobbying Expenditures Paid With Association Dues
Listed by Entity

| Name of Entity (County) Association Name | Total Local Government Dues | Proportion of Dues Used for Lobbying | Total Dues Used for Lobbying |
|---|--|---|---|
| City of Glenwood | | | |
| Coalition of Greater Minnesota Cities | 4,759 | 74.2% | 3,531 |
| League of Minnesota Cities | 2,733 | 10.4% | 284 |
| Total for Entity | \$7,492 | | \$3,815 |
| City of Glyndon | | | |
| Greater Minnesota Parks and Trails | 200 | 48.8% | 98 |
| League of Minnesota Cities | 1,571 | 10.4% | 163 |
| Minnesota Association of Small Cities | 787 | 70.0% | 551 |
| Total for Entity | \$2,558 | | \$812 |
| City of Golden Valley | | | |
| Association of Metropolitan Municipalities | 7,328 | 33.7% | 2,470 |
| League of Minnesota Cities | 16,756 | 10.4% | 1,743 |
| Total for Entity | \$24,084 | | \$4,213 |
| City of Gonvick | | | |
| League of Minnesota Cities | 427 | 10.4% | 44 |
| Total for Entity | \$427 | | \$44 |
| City of Good Thunder | | | |
| League of Minnesota Cities | 697 | 10.4% | 72 |
| Total for Entity | \$697 | | \$72 |
| City of Goodhue | | | |
| League of Minnesota Cities | 1,335 | 10.4% | 139 |
| Minnesota Association of Small Cities | 679 | 70.0% | 475 |
| Total for Entity | \$2,014 | | \$614 |
| City of Goodridge | | | |
| League of Minnesota Cities | 384 | 10.4% | 40 |
| Total for Entity | \$384 | | \$40 |
| City of Goodview | | | |
| League of Minnesota Cities | 4,067 | 10.4% | 423 |
| Total for Entity | \$4,067 | | \$423 |

Table 5
2015 Lobbying Expenditures Paid With Association Dues
Listed by Entity

| Name of Entity (County) Association Name | Total Local Government Dues | Proportion of Dues Used for Lobbying | Total Dues Used for Lobbying |
|---|--|---|---|
| City of Graceville | | | |
| League of Minnesota Cities | 725 | 10.4% | 75 |
| Total for Entity | \$725 | | \$75 |
| City of Granada | | | |
| League of Minnesota Cities | 427 | 10.4% | 44 |
| Total for Entity | \$427 | | \$44 |
| City of Grand Marais | | | |
| Coalition of Greater Minnesota Cities | 2,330 | 74.2% | 1,729 |
| League of Minnesota Cities | 1,522 | 10.4% | 158 |
| Total for Entity | \$3,852 | | \$1,887 |
| City of Grand Meadow | | | |
| League of Minnesota Cities | 1,313 | 10.4% | 137 |
| Total for Entity | \$1,313 | | \$137 |
| City of Grand Rapids | | | |
| Coalition of Greater Minnesota Cities | 17,414 | 74.2% | 12,921 |
| League of Minnesota Cities | 9,580 | 10.4% | 996 |
| Minnesota Environmental Science and Economic Review Board | 2,673 | 17.3% | 462 |
| Total for Entity | \$29,667 | | \$14,379 |
| City of Granite Falls | | | |
| Coalition of Greater Minnesota Cities | 5,139 | 74.2% | 3,813 |
| Coalition of Utility Cities | 1,454 | 81.2% | 1,181 |
| Greater Minnesota Partnership | 500 | 65.9% | 330 |
| League of Minnesota Cities | 3,001 | 10.4% | 312 |
| Minnesota Environmental Science and Economic Review Board | 1,067 | 17.3% | 185 |
| Total for Entity | \$11,161 | | \$5,821 |
| City of Grant | | | |
| League of Minnesota Cities | 4,382 | 10.4% | 456 |
| Total for Entity | \$4,382 | | \$456 |
| City of Grasston | | | |
| League of Minnesota Cities | 384 | 10.4% | 40 |
| Total for Entity | \$384 | | \$40 |

Table 5
2015 Lobbying Expenditures Paid With Association Dues
Listed by Entity

| Name of Entity (County) Association Name | Total Local Government Dues | Proportion of Dues Used for Lobbying | Total Dues Used for Lobbying |
|---|--|---|---|
| City of Green Isle | | | |
| League of Minnesota Cities | 695 | 10.4% | 72 |
| Minnesota Association of Small Cities | 372 | 70.0% | 260 |
| Total for Entity | \$1,067 | | \$332 |
| City of Greenbush | | | |
| League of Minnesota Cities | 866 | 10.4% | 90 |
| Minnesota Association of Small Cities | 444 | 70.0% | 311 |
| Total for Entity | \$1,310 | | \$401 |
| City of Greenfield | | | |
| League of Minnesota Cities | 2,999 | 10.4% | 312 |
| Total for Entity | \$2,999 | | \$312 |
| City of Greenwald | | | |
| League of Minnesota Cities | 384 | 10.4% | 40 |
| Total for Entity | \$384 | | \$40 |
| City of Greenwood | | | |
| League of Minnesota Cities | 833 | 10.4% | 87 |
| Total for Entity | \$833 | | \$87 |
| City of Grey Eagle | | | |
| League of Minnesota Cities | 477 | 10.4% | 50 |
| Total for Entity | \$477 | | \$50 |
| City of Grove City | | | |
| League of Minnesota Cities | 769 | 10.4% | 80 |
| Minnesota Association of Small Cities | 406 | 70.0% | 284 |
| Total for Entity | \$1,175 | | \$364 |
| City of Grygla | | | |
| League of Minnesota Cities | 384 | 10.4% | 40 |
| Minnesota Association of Small Cities | 219 | 70.0% | 153 |
| Total for Entity | \$603 | | \$193 |
| City of Gully | | | |
| League of Minnesota Cities | 384 | 10.4% | 40 |
| Total for Entity | \$384 | | \$40 |

Table 5
2015 Lobbying Expenditures Paid With Association Dues
Listed by Entity

| Name of Entity (County) Association Name | Total Local Government Dues | Proportion of Dues Used for Lobbying | Total Dues Used for Lobbying |
|---|--|---|---|
| City of Hackensack | | | |
| League of Minnesota Cities | 454 | 10.4% | 47 |
| Minnesota Association of Small Cities | 260 | 70.0% | 182 |
| Total for Entity | \$714 | | \$229 |
| City of Hadley | | | |
| League of Minnesota Cities | 384 | 10.4% | 40 |
| Total for Entity | \$384 | | \$40 |
| City of Hallock | | | |
| League of Minnesota Cities | 1,107 | 10.4% | 115 |
| Total for Entity | \$1,107 | | \$115 |
| City of Halstad | | | |
| League of Minnesota Cities | 730 | 10.4% | 76 |
| Total for Entity | \$730 | | \$76 |
| City of Ham Lake | | | |
| League of Minnesota Cities | 13,357 | 10.4% | 1,389 |
| Total for Entity | \$13,357 | | \$1,389 |
| City of Hamburg | | | |
| League of Minnesota Cities | 643 | 10.4% | 67 |
| Minnesota Association of Small Cities | 351 | 70.0% | 246 |
| Total for Entity | \$994 | | \$313 |
| City of Hammond | | | |
| League of Minnesota Cities | 384 | 10.4% | 40 |
| Total for Entity | \$384 | | \$40 |
| City of Hampton | | | |
| League of Minnesota Cities | 842 | 10.4% | 88 |
| Total for Entity | \$842 | | \$88 |
| City of Hancock | | | |
| League of Minnesota Cities | 918 | 10.4% | 95 |
| Minnesota Association of Small Cities | 464 | 70.0% | 325 |
| Total for Entity | \$1,382 | | \$420 |

Table 5
2015 Lobbying Expenditures Paid With Association Dues
Listed by Entity

| Name of Entity (County) Association Name | Total Local Government Dues | Proportion of Dues Used for Lobbying | Total Dues Used for Lobbying |
|---|--|---|---|
| City of Hanley Falls | | | |
| League of Minnesota Cities | 427 | 10.4% | 44 |
| Total for Entity | \$427 | | \$44 |
| City of Hanover | | | |
| Association of Metropolitan Municipalities | 150 | 33.7% | 51 |
| League of Minnesota Cities | 3,332 | 10.4% | 347 |
| Minnesota Association of Small Cities | 1,522 | 70.0% | 1,065 |
| Total for Entity | \$5,004 | | \$1,463 |
| City of Hanska | | | |
| League of Minnesota Cities | 520 | 10.4% | 54 |
| Minnesota Association of Small Cities | 297 | 70.0% | 208 |
| Total for Entity | \$817 | | \$262 |
| City of Harding | | | |
| League of Minnesota Cities | 384 | 10.4% | 40 |
| Total for Entity | \$384 | | \$40 |
| City of Hardwick | | | |
| League of Minnesota Cities | 384 | 10.4% | 40 |
| Minnesota Association of Small Cities | 120 | 70.0% | 84 |
| Total for Entity | \$504 | | \$124 |
| City of Harmony | | | |
| League of Minnesota Cities | 1,168 | 10.4% | 121 |
| Minnesota Association of Small Cities | 636 | 70.0% | 445 |
| Total for Entity | \$1,804 | | \$566 |
| City of Harris | | | |
| League of Minnesota Cities | 1,281 | 10.4% | 133 |
| Total for Entity | \$1,281 | | \$133 |
| City of Hartland | | | |
| League of Minnesota Cities | 446 | 10.4% | 46 |
| Minnesota Association of Small Cities | 262 | 70.0% | 183 |
| Total for Entity | \$708 | | \$229 |

Table 5
2015 Lobbying Expenditures Paid With Association Dues
Listed by Entity

| Name of Entity (County) Association Name | Total Local Government Dues | Proportion of Dues Used for Lobbying | Total Dues Used for Lobbying |
|---|--|---|---|
| City of Hastings | | | |
| Association of Metropolitan Municipalities | 7,648 | 33.7% | 2,577 |
| League of Minnesota Cities | 17,486 | 10.4% | 1,819 |
| Total for Entity | \$25,134 | | \$4,396 |
| City of Hatfield | | | |
| League of Minnesota Cities | 384 | 10.4% | 40 |
| Total for Entity | \$384 | | \$40 |
| City of Hawley | | | |
| Greater Minnesota Parks and Trails | 150 | 48.8% | 73 |
| League of Minnesota Cities | 2,303 | 10.4% | 240 |
| Minnesota Association of Small Cities | 1,130 | 70.0% | 791 |
| Total for Entity | \$3,583 | | \$1,104 |
| City of Hayfield | | | |
| League of Minnesota Cities | 1,494 | 10.4% | 155 |
| Minnesota Association of Small Cities | 755 | 70.0% | 528 |
| Total for Entity | \$2,249 | | \$683 |
| City of Hayward | | | |
| League of Minnesota Cities | 389 | 10.4% | 40 |
| Total for Entity | \$389 | | \$40 |
| City of Hazel Run | | | |
| League of Minnesota Cities | 384 | 10.4% | 40 |
| Total for Entity | \$384 | | \$40 |
| City of Hector | | | |
| League of Minnesota Cities | 1,255 | 10.4% | 131 |
| Total for Entity | \$1,255 | | \$131 |
| City of Heidelberg | | | |
| League of Minnesota Cities | 384 | 10.4% | 40 |
| Total for Entity | \$384 | | \$40 |
| City of Henderson | | | |
| League of Minnesota Cities | 1,043 | 10.4% | 108 |
| Total for Entity | \$1,043 | | \$108 |

Table 5
2015 Lobbying Expenditures Paid With Association Dues
Listed by Entity

| Name of Entity (County) Association Name | Total Local Government Dues | Proportion of Dues Used for Lobbying | Total Dues Used for Lobbying |
|---|--|---|---|
| City of Hendricks | | | |
| League of Minnesota Cities | 850 | 10.4% | 88 |
| Minnesota Association of Small Cities | 441 | 70.0% | 309 |
| Total for Entity | \$1,291 | | \$397 |
| City of Hendrum | | | |
| League of Minnesota Cities | 432 | 10.4% | 45 |
| Minnesota Association of Small Cities | 258 | 70.0% | 181 |
| Total for Entity | \$690 | | \$226 |
| City of Henning | | | |
| League of Minnesota Cities | 951 | 10.4% | 99 |
| Total for Entity | \$951 | | \$99 |
| City of Henriette | | | |
| League of Minnesota Cities | 384 | 10.4% | 40 |
| Minnesota Association of Small Cities | 151 | 70.0% | 106 |
| Total for Entity | \$535 | | \$146 |
| City of Herman | | | |
| League of Minnesota Cities | 575 | 10.4% | 60 |
| Total for Entity | \$575 | | \$60 |
| City of Hermantown | | | |
| League of Minnesota Cities | 9,131 | 10.4% | 950 |
| Total for Entity | \$9,131 | | \$950 |
| City of Heron Lake | | | |
| League of Minnesota Cities | 834 | 10.4% | 87 |
| Total for Entity | \$834 | | \$87 |
| City of Hewitt | | | |
| League of Minnesota Cities | 392 | 10.4% | 41 |
| Minnesota Association of Small Cities | 240 | 70.0% | 168 |
| Total for Entity | \$632 | | \$209 |
| City of Hibbing | | | |
| League of Minnesota Cities | 13,833 | 10.4% | 1,439 |
| Total for Entity | \$13,833 | | \$1,439 |

Table 5
2015 Lobbying Expenditures Paid With Association Dues
Listed by Entity

| Name of Entity (County) Association Name | Total Local Government Dues | Proportion of Dues Used for Lobbying | Total Dues Used for Lobbying |
|---|--|---|---|
| City of Hill City | | | |
| League of Minnesota Cities | 778 | 10.4% | 81 |
| Minnesota Association of Small Cities | 405 | 70.0% | 284 |
| Total for Entity | \$1,183 | | \$365 |
| City of Hills | | | |
| League of Minnesota Cities | 827 | 10.4% | 86 |
| Minnesota Association of Small Cities | 430 | 70.0% | 301 |
| Total for Entity | \$1,257 | | \$387 |
| City of Hilltop | | | |
| League of Minnesota Cities | 947 | 10.4% | 98 |
| Minnesota Association of Small Cities | 469 | 70.0% | 328 |
| Total for Entity | \$1,416 | | \$426 |
| City of Hinckley | | | |
| League of Minnesota Cities | 1,955 | 10.4% | 203 |
| Minnesota Association of Small Cities | 960 | 70.0% | 672 |
| Total for Entity | \$2,915 | | \$875 |
| City of Hitterdal | | | |
| League of Minnesota Cities | 384 | 10.4% | 40 |
| Minnesota Association of Small Cities | 210 | 70.0% | 147 |
| Total for Entity | \$594 | | \$187 |
| City of Hoffman | | | |
| League of Minnesota Cities | 794 | 10.4% | 83 |
| Minnesota Association of Small Cities | 426 | 70.0% | 298 |
| Total for Entity | \$1,220 | | \$381 |
| City of Hokah | | | |
| League of Minnesota Cities | 704 | 10.4% | 73 |
| Total for Entity | \$704 | | \$73 |
| City of Holdingford | | | |
| League of Minnesota Cities | 858 | 10.4% | 89 |
| Minnesota Association of Small Cities | 438 | 70.0% | 307 |
| Total for Entity | \$1,296 | | \$396 |

Table 5
2015 Lobbying Expenditures Paid With Association Dues
Listed by Entity

| Name of Entity (County) Association Name | Total Local Government Dues | Proportion of Dues Used for Lobbying | Total Dues Used for Lobbying |
|---|--|---|---|
| City of Holland | | | |
| League of Minnesota Cities | 384 | 10.4% | 40 |
| Total for Entity | \$384 | | \$40 |
| City of Hollandale | | | |
| League of Minnesota Cities | 430 | 10.4% | 45 |
| Minnesota Association of Small Cities | 256 | 70.0% | 179 |
| Total for Entity | \$686 | | \$224 |
| City of Holloway | | | |
| League of Minnesota Cities | 384 | 10.4% | 40 |
| Total for Entity | \$384 | | \$40 |
| City of Holt | | | |
| Minnesota Association of Small Cities | 162 | 70.0% | 113 |
| Total for Entity | \$162 | | \$113 |
| City of Hopkins | | | |
| Association of Metropolitan Municipalities | 6,568 | 33.7% | 2,213 |
| League of Minnesota Cities | 15,691 | 10.4% | 1,632 |
| Total for Entity | \$22,259 | | \$3,845 |
| City of Houston | | | |
| League of Minnesota Cities | 1,119 | 10.4% | 116 |
| Minnesota Association of Small Cities | 561 | 70.0% | 393 |
| Total for Entity | \$1,680 | | \$509 |
| City of Howard Lake | | | |
| League of Minnesota Cities | 2,211 | 10.4% | 230 |
| Total for Entity | \$2,211 | | \$230 |
| City of Hoyt Lakes | | | |
| Coalition of Greater Minnesota Cities | 4,028 | 74.2% | 2,989 |
| Coalition of Utility Cities | 2,178 | 81.2% | 1,769 |
| Greater Minnesota Partnership | 500 | 65.9% | 330 |
| League of Minnesota Cities | 2,198 | 10.4% | 229 |
| Minnesota Association of Small Cities | 1,108 | 70.0% | 776 |
| Total for Entity | \$10,012 | | \$6,093 |

Table 5
2015 Lobbying Expenditures Paid With Association Dues
Listed by Entity

| Name of Entity (County) Association Name | Total Local Government Dues | Proportion of Dues Used for Lobbying | Total Dues Used for Lobbying |
|---|--|---|---|
| City of Hugo | | | |
| Association of Metropolitan Municipalities | 5,266 | 33.7% | 1,775 |
| League of Minnesota Cities | 12,323 | 10.4% | 1,282 |
| Total for Entity | \$17,589 | | \$3,057 |
| City of Humboldt | | | |
| League of Minnesota Cities | 384 | 10.4% | 40 |
| Minnesota Association of Small Cities | 140 | 70.0% | 98 |
| Total for Entity | \$524 | | \$138 |
| City of Hutchinson | | | |
| Coalition of Greater Minnesota Cities | 27,182 | 74.2% | 20,169 |
| Greater Minnesota Parks and Trails | 225 | 48.8% | 110 |
| League of Minnesota Cities | 12,269 | 10.4% | 1,276 |
| Minnesota Environmental Science and Economic Review Board | 4,016 | 17.3% | 695 |
| Total for Entity | \$43,692 | | \$22,250 |
| City of Ihlen | | | |
| League of Minnesota Cities | 384 | 10.4% | 40 |
| Total for Entity | \$384 | | \$40 |
| City of Independence | | | |
| Association of Metropolitan Municipalities | 1,679 | 33.7% | 566 |
| League of Minnesota Cities | 3,857 | 10.4% | 401 |
| Total for Entity | \$5,536 | | \$967 |
| City of International Falls | | | |
| Coalition of Greater Minnesota Cities | 10,454 | 74.2% | 7,757 |
| Greater Minnesota Partnership | 1,000 | 65.9% | 659 |
| League of Minnesota Cities | 6,315 | 10.4% | 657 |
| Total for Entity | \$17,769 | | \$9,073 |
| City of Inver Grove Heights | | | |
| Association of Metropolitan Municipalities | 9,878 | 33.7% | 3,329 |
| League of Minnesota Cities | 22,778 | 10.4% | 2,369 |
| Municipal Legislative Commission | 8,614 | 87.1% | 7,503 |
| Total for Entity | \$41,270 | | \$13,201 |

Table 5
2015 Lobbying Expenditures Paid With Association Dues
Listed by Entity

| Name of Entity (County) Association Name | Total Local Government Dues | Proportion of Dues Used for Lobbying | Total Dues Used for Lobbying |
|---|--|---|---|
| City of Iona | | | |
| League of Minnesota Cities | 384 | 10.4% | 40 |
| Total for Entity | \$384 | | \$40 |
| City of Iron Junction | | | |
| League of Minnesota Cities | 384 | 10.4% | 40 |
| Minnesota Association of Small Cities | 159 | 70.0% | 111 |
| Total for Entity | \$543 | | \$151 |
| City of Ironton | | | |
| League of Minnesota Cities | 718 | 10.4% | 75 |
| Total for Entity | \$718 | | \$75 |
| City of Isanti | | | |
| League of Minnesota Cities | 5,548 | 10.4% | 577 |
| Total for Entity | \$5,548 | | \$577 |
| City of Isle | | | |
| League of Minnesota Cities | 919 | 10.4% | 96 |
| Total for Entity | \$919 | | \$96 |
| City of Ivanhoe | | | |
| League of Minnesota Cities | 695 | 10.4% | 72 |
| Total for Entity | \$695 | | \$72 |
| City of Jackson | | | |
| Greater Minnesota Partnership | 500 | 65.9% | 330 |
| League of Minnesota Cities | 3,554 | 10.4% | 370 |
| Total for Entity | \$4,054 | | \$700 |
| City of Janesville | | | |
| Coalition of Greater Minnesota Cities | 4,377 | 74.2% | 3,248 |
| Highway 14 Partnership | 3,500 | 69.4% | 2,429 |
| League of Minnesota Cities | 2,448 | 10.4% | 255 |
| Total for Entity | \$10,325 | | \$5,932 |

Table 5
2015 Lobbying Expenditures Paid With Association Dues
Listed by Entity

| Name of Entity (County) Association Name | Total Local Government Dues | Proportion of Dues Used for Lobbying | Total Dues Used for Lobbying |
|---|-----------------------------------|---|---------------------------------------|
| City of Jasper | | | |
| League of Minnesota Cities | 757 | 10.4% | 79 |
| Minnesota Association of Small Cities | 401 | 70.0% | 281 |
| Total for Entity | \$1,158 | | \$360 |
| City of Jeffers | | | |
| League of Minnesota Cities | 500 | 10.4% | 52 |
| Minnesota Association of Small Cities | 286 | 70.0% | 200 |
| Total for Entity | \$786 | | \$252 |
| City of Jenkins | | | |
| League of Minnesota Cities | 585 | 10.4% | 61 |
| Total for Entity | \$585 | | \$61 |
| City of Jordan | | | |
| Association of Metropolitan Municipalities | 2,569 | 33.7% | 866 |
| League of Minnesota Cities | 6,161 | 10.4% | 641 |
| Total for Entity | \$8,730 | | \$1,507 |
| City of Kandiyohi | | | |
| League of Minnesota Cities | 625 | 10.4% | 65 |
| Total for Entity | \$625 | | \$65 |
| City of Karlstad | | | |
| League of Minnesota Cities | 905 | 10.4% | 94 |
| Total for Entity | \$905 | | \$94 |
| City of Kasota | | | |
| League of Minnesota Cities | 815 | 10.4% | 85 |
| Total for Entity | \$815 | | \$85 |
| City of Kasson | | | |
| Highway 14 Partnership | 1,000 | 69.4% | 694 |
| League of Minnesota Cities | 6,141 | 10.4% | 639 |
| Total for Entity | \$7,141 | | \$1,333 |
| City of Keewatin | | | |
| League of Minnesota Cities | 1,227 | 10.4% | 128 |
| Total for Entity | \$1,227 | | \$128 |

Table 5
2015 Lobbying Expenditures Paid With Association Dues
Listed by Entity

| Name of Entity (County) Association Name | Total Local Government Dues | Proportion of Dues Used for Lobbying | Total Dues Used for Lobbying |
|---|--|---|---|
| City of Kelliher | | | |
| League of Minnesota Cities | 404 | 10.4% | 42 |
| Minnesota Association of Small Cities | 238 | 70.0% | 167 |
| Total for Entity | \$642 | | \$209 |
| City of Kellogg | | | |
| League of Minnesota Cities | 582 | 10.4% | 61 |
| Minnesota Association of Small Cities | 205 | 70.0% | 144 |
| Total for Entity | \$787 | | \$205 |
| City of Kennedy | | | |
| League of Minnesota Cities | 384 | 10.4% | 40 |
| Minnesota Association of Small Cities | 209 | 70.0% | 146 |
| Total for Entity | \$593 | | \$186 |
| City of Kenneth | | | |
| League of Minnesota Cities | 384 | 10.4% | 40 |
| Total for Entity | \$384 | | \$40 |
| City of Kensington | | | |
| League of Minnesota Cities | 437 | 10.4% | 45 |
| Total for Entity | \$437 | | \$45 |
| City of Kent | | | |
| League of Minnesota Cities | 384 | 10.4% | 40 |
| Total for Entity | \$384 | | \$40 |
| City of Kenyon | | | |
| League of Minnesota Cities | 1,990 | 10.4% | 207 |
| Total for Entity | \$1,990 | | \$207 |
| City of Kerkhoven | | | |
| League of Minnesota Cities | 881 | 10.4% | 92 |
| Total for Entity | \$881 | | \$92 |
| City of Kerrick | | | |
| League of Minnesota Cities | 384 | 10.4% | 40 |
| Total for Entity | \$384 | | \$40 |

Table 5
2015 Lobbying Expenditures Paid With Association Dues
Listed by Entity

| Name of Entity (County) Association Name | Total Local Government Dues | Proportion of Dues Used for Lobbying | Total Dues Used for Lobbying |
|---|--|---|---|
| City of Kettle River | | | |
| League of Minnesota Cities | 384 | 10.4% | 40 |
| Minnesota Association of Small Cities | 201 | 70.0% | 141 |
| Total for Entity | \$585 | | \$181 |
| City of Kiester | | | |
| League of Minnesota Cities | 628 | 10.4% | 65 |
| Minnesota Association of Small Cities | 346 | 70.0% | 242 |
| Total for Entity | \$974 | | \$307 |
| City of Kilkenny | | | |
| League of Minnesota Cities | 384 | 10.4% | 40 |
| Minnesota Association of Small Cities | 174 | 70.0% | 122 |
| Total for Entity | \$558 | | \$162 |
| City of Kimball | | | |
| League of Minnesota Cities | 922 | 10.4% | 96 |
| Total for Entity | \$922 | | \$96 |
| City of Kingston | | | |
| League of Minnesota Cities | 384 | 10.4% | 40 |
| Total for Entity | \$384 | | \$40 |
| City of Kinney | | | |
| League of Minnesota Cities | 384 | 10.4% | 40 |
| Minnesota Association of Small Cities | 197 | 70.0% | 138 |
| Total for Entity | \$581 | | \$178 |
| City of La Crescent | | | |
| Coalition of Greater Minnesota Cities | 7,727 | 74.2% | 5,733 |
| Greater Minnesota Parks and Trails | 150 | 48.8% | 73 |
| League of Minnesota Cities | 5,270 | 10.4% | 548 |
| Total for Entity | \$13,147 | | \$6,354 |
| City of La Prairie | | | |
| League of Minnesota Cities | 815 | 10.4% | 85 |
| Minnesota Association of Small Cities | 419 | 70.0% | 293 |
| Total for Entity | \$1,234 | | \$378 |

Table 5
2015 Lobbying Expenditures Paid With Association Dues
Listed by Entity

| Name of Entity (County) Association Name | Total Local Government Dues | Proportion of Dues Used for Lobbying | Total Dues Used for Lobbying |
|---|--|---|---|
| City of La Salle | | | |
| League of Minnesota Cities | 384 | 10.4% | 40 |
| Total for Entity | \$384 | | \$40 |
| City of Lafayette | | | |
| League of Minnesota Cities | 627 | 10.4% | 65 |
| Total for Entity | \$627 | | \$65 |
| City of Lake Benton | | | |
| League of Minnesota Cities | 818 | 10.4% | 85 |
| Total for Entity | \$818 | | \$85 |
| City of Lake Bronson | | | |
| League of Minnesota Cities | 384 | 10.4% | 40 |
| Total for Entity | \$384 | | \$40 |
| City of Lake City | | | |
| Greater Minnesota Parks and Trails | 150 | 48.8% | 73 |
| League of Minnesota Cities | 5,234 | 10.4% | 544 |
| Total for Entity | \$5,384 | | \$617 |
| City of Lake Crystal | | | |
| League of Minnesota Cities | 2,718 | 10.4% | 283 |
| Minnesota Association of Small Cities | 1,347 | 70.0% | 943 |
| Total for Entity | \$4,065 | | \$1,226 |
| City of Lake Elmo | | | |
| Association of Metropolitan Municipalities | 3,378 | 33.7% | 1,138 |
| League of Minnesota Cities | 8,191 | 10.4% | 852 |
| Total for Entity | \$11,569 | | \$1,990 |
| City of Lake Henry | | | |
| League of Minnesota Cities | 384 | 10.4% | 40 |
| Total for Entity | \$384 | | \$40 |
| City of Lake Lillian | | | |
| League of Minnesota Cities | 384 | 10.4% | 40 |
| Minnesota Association of Small Cities | 227 | 70.0% | 159 |
| Total for Entity | \$611 | | \$199 |

Table 5
2015 Lobbying Expenditures Paid With Association Dues
Listed by Entity

| Name of Entity (County) Association Name | Total Local Government Dues | Proportion of Dues Used for Lobbying | Total Dues Used for Lobbying |
|---|--|---|---|
| City of Lake Park | | | |
| League of Minnesota Cities | 946 | 10.4% | 98 |
| Minnesota Association of Small Cities | 472 | 70.0% | 330 |
| Total for Entity | \$1,418 | | \$428 |
| City of Lake Saint Croix Beach | | | |
| Association of Metropolitan Municipalities | 530 | 33.7% | 179 |
| League of Minnesota Cities | 1,205 | 10.4% | 125 |
| Total for Entity | \$1,735 | | \$304 |
| City of Lake Shore | | | |
| League of Minnesota Cities | 1,183 | 10.4% | 123 |
| Minnesota Association of Small Cities | 602 | 70.0% | 421 |
| Total for Entity | \$1,785 | | \$544 |
| City of Lake Wilson | | | |
| League of Minnesota Cities | 384 | 10.4% | 40 |
| Total for Entity | \$384 | | \$40 |
| City of Lakefield | | | |
| League of Minnesota Cities | 1,872 | 10.4% | 195 |
| Total for Entity | \$1,872 | | \$195 |
| City of Lakeland | | | |
| League of Minnesota Cities | 1,967 | 10.4% | 205 |
| Total for Entity | \$1,967 | | \$205 |
| City of Lakeland Shores | | | |
| League of Minnesota Cities | 442 | 10.4% | 46 |
| Minnesota Association of Small Cities | 260 | 70.0% | 182 |
| Total for Entity | \$702 | | \$228 |
| City of Lakeville | | | |
| League of Minnesota Cities | 30,428 | 10.4% | 3,165 |
| Municipal Legislative Commission | 10,500 | 87.1% | 9,146 |
| Total for Entity | \$40,928 | | \$12,311 |

Table 5
2015 Lobbying Expenditures Paid With Association Dues
Listed by Entity

| Name of Entity (County) Association Name | Total Local Government Dues | Proportion of Dues Used for Lobbying | Total Dues Used for Lobbying |
|---|--|---|---|
| City of Lamberton | | | |
| League of Minnesota Cities | 956 | 10.4% | 99 |
| Minnesota Association of Small Cities | 491 | 70.0% | 344 |
| Total for Entity | \$1,447 | | \$443 |
| City of Lancaster | | | |
| League of Minnesota Cities | 481 | 10.4% | 50 |
| Total for Entity | \$481 | | \$50 |
| City of Landfall | | | |
| League of Minnesota Cities | 893 | 10.4% | 93 |
| Total for Entity | \$893 | | \$93 |
| City of Lanesboro | | | |
| League of Minnesota Cities | 900 | 10.4% | 94 |
| Total for Entity | \$900 | | \$94 |
| City of Laporte | | | |
| League of Minnesota Cities | 384 | 10.4% | 40 |
| Total for Entity | \$384 | | \$40 |
| City of Lastrup | | | |
| League of Minnesota Cities | 384 | 10.4% | 40 |
| Total for Entity | \$384 | | \$40 |
| City of Lauderdale | | | |
| Association of Metropolitan Municipalities | 1,140 | 33.7% | 384 |
| League of Minnesota Cities | 2,632 | 10.4% | 274 |
| Total for Entity | \$3,772 | | \$658 |
| City of Le Center | | | |
| League of Minnesota Cities | 2,678 | 10.4% | 279 |
| Total for Entity | \$2,678 | | \$279 |

Table 5
2015 Lobbying Expenditures Paid With Association Dues
Listed by Entity

| Name of Entity (County) Association Name | Total Local Government Dues | Proportion of Dues Used for Lobbying | Total Dues Used for Lobbying |
|---|--|---|---|
| City of Le Sueur | | | |
| Coalition of Greater Minnesota Cities | 6,683 | 74.2% | 4,959 |
| Greater Minnesota Partnership | 500 | 65.9% | 330 |
| League of Minnesota Cities | 4,269 | 10.4% | 444 |
| Minnesota Environmental Science and Economic Review Board | 1,250 | 17.3% | 216 |
| Total for Entity | \$12,702 | | \$5,949 |
| City of Lengby | | | |
| League of Minnesota Cities | 384 | 10.4% | 40 |
| Minnesota Association of Small Cities | 159 | 70.0% | 111 |
| Total for Entity | \$543 | | \$151 |
| City of Leonard | | | |
| League of Minnesota Cities | 384 | 10.4% | 40 |
| Total for Entity | \$384 | | \$40 |
| City of Leonidas | | | |
| League of Minnesota Cities | 384 | 10.4% | 40 |
| Total for Entity | \$384 | | \$40 |
| City of LeRoy | | | |
| League of Minnesota Cities | 1,086 | 10.4% | 113 |
| Total for Entity | \$1,086 | | \$113 |
| City of Lester Prairie | | | |
| League of Minnesota Cities | 1,852 | 10.4% | 193 |
| Total for Entity | \$1,852 | | \$193 |
| City of Lewiston | | | |
| League of Minnesota Cities | 1,751 | 10.4% | 182 |
| Minnesota Association of Small Cities | 879 | 70.0% | 615 |
| Total for Entity | \$2,630 | | \$797 |
| City of Lewisville | | | |
| League of Minnesota Cities | 384 | 10.4% | 40 |
| Total for Entity | \$384 | | \$40 |

Table 5
2015 Lobbying Expenditures Paid With Association Dues
Listed by Entity

| Name of Entity (County) Association Name | Total Local Government Dues | Proportion of Dues Used for Lobbying | Total Dues Used for Lobbying |
|---|--|---|---|
| City of Lexington | | | |
| League of Minnesota Cities | 2,233 | 10.4% | 232 |
| North Metro I-35W Corridor Coalition | 370 | 93.1% | 344 |
| North Metro Mayors Association | 2,500 | 81.5% | 2,038 |
| Total for Entity | \$5,103 | | \$2,614 |
| City of Lilydale | | | |
| Association of Metropolitan Municipalities | 404 | 33.7% | 136 |
| League of Minnesota Cities | 1,096 | 10.4% | 114 |
| Total for Entity | \$1,500 | | \$250 |
| City of Lindstrom | | | |
| Greater Minnesota Parks and Trails | 150 | 48.8% | 73 |
| League of Minnesota Cities | 4,659 | 10.4% | 485 |
| Total for Entity | \$4,809 | | \$558 |
| City of Lino Lakes | | | |
| League of Minnesota Cities | 16,901 | 10.4% | 1,758 |
| Total for Entity | \$16,901 | | \$1,758 |
| City of Lismore | | | |
| League of Minnesota Cities | 384 | 10.4% | 40 |
| Minnesota Association of Small Cities | 225 | 70.0% | 158 |
| Total for Entity | \$609 | | \$198 |
| City of Litchfield | | | |
| Coalition of Greater Minnesota Cities | 10,863 | 74.2% | 8,060 |
| League of Minnesota Cities | 6,653 | 10.4% | 692 |
| Total for Entity | \$17,516 | | \$8,752 |
| City of Little Canada | | | |
| League of Minnesota Cities | 9,285 | 10.4% | 966 |
| Total for Entity | \$9,285 | | \$966 |

Table 5
2015 Lobbying Expenditures Paid With Association Dues
Listed by Entity

| Name of Entity (County) Association Name | Total Local Government Dues | Proportion of Dues Used for Lobbying | Total Dues Used for Lobbying |
|---|--|---|---|
| City of Little Falls | | | |
| Coalition of Greater Minnesota Cities | 13,141 | 74.2% | 9,751 |
| Greater Minnesota Parks and Trails | 300 | 48.8% | 146 |
| League of Minnesota Cities | 8,368 | 10.4% | 870 |
| Minnesota Environmental Science and Economic Review Board | 2,048 | 17.3% | 354 |
| Total for Entity | \$23,857 | | \$11,121 |
| City of Littlefork | | | |
| League of Minnesota Cities | 767 | 10.4% | 80 |
| Total for Entity | \$767 | | \$80 |
| City of Long Beach | | | |
| League of Minnesota Cities | 487 | 10.4% | 51 |
| Total for Entity | \$487 | | \$51 |
| City of Long Lake | | | |
| Association of Metropolitan Municipalities | 860 | 33.7% | 290 |
| League of Minnesota Cities | 2,013 | 10.4% | 209 |
| Total for Entity | \$2,873 | | \$499 |
| City of Long Prairie | | | |
| Coalition of Greater Minnesota Cities | 1,473 | 74.2% | 1,093 |
| League of Minnesota Cities | 3,607 | 10.4% | 375 |
| Minnesota Association of Small Cities | 1,756 | 70.0% | 1,229 |
| Total for Entity | \$6,836 | | \$2,697 |
| City of Longville | | | |
| League of Minnesota Cities | 384 | 10.4% | 40 |
| Minnesota Association of Small Cities | 191 | 70.0% | 134 |
| Total for Entity | \$575 | | \$174 |
| City of Lonsdale | | | |
| League of Minnesota Cities | 4,013 | 10.4% | 417 |
| Total for Entity | \$4,013 | | \$417 |

Table 5
2015 Lobbying Expenditures Paid With Association Dues
Listed by Entity

| Name of Entity (County) Association Name | Total Local Government Dues | Proportion of Dues Used for Lobbying | Total Dues Used for Lobbying |
|---|--|---|---|
| City of Loretto | | | |
| League of Minnesota Cities | 789 | 10.4% | 82 |
| Minnesota Association of Small Cities | 413 | 70.0% | 289 |
| Total for Entity | \$1,202 | | \$371 |
| City of Lowry | | | |
| League of Minnesota Cities | 435 | 10.4% | 45 |
| Total for Entity | \$435 | | \$45 |
| City of Lucan | | | |
| League of Minnesota Cities | 384 | 10.4% | 40 |
| Minnesota Association of Small Cities | 206 | 70.0% | 144 |
| Total for Entity | \$590 | | \$184 |
| City of Luverne | | | |
| Coalition of Greater Minnesota Cities | 7,528 | 74.2% | 5,586 |
| Greater Minnesota Partnership | 500 | 65.9% | 330 |
| League of Minnesota Cities | 4,909 | 10.4% | 511 |
| Minnesota Environmental Science and Economic Review Board | 1,615 | 17.3% | 279 |
| Total for Entity | \$14,552 | | \$6,706 |
| City of Lyle | | | |
| League of Minnesota Cities | 693 | 10.4% | 72 |
| Minnesota Association of Small Cities | 368 | 70.0% | 258 |
| Total for Entity | \$1,061 | | \$330 |
| City of Lynd | | | |
| League of Minnesota Cities | 583 | 10.4% | 61 |
| Minnesota Association of Small Cities | 322 | 70.0% | 225 |
| Total for Entity | \$905 | | \$286 |
| City of Mabel | | | |
| League of Minnesota Cities | 914 | 10.4% | 95 |
| Minnesota Association of Small Cities | 456 | 70.0% | 319 |
| Total for Entity | \$1,370 | | \$414 |

Table 5
2015 Lobbying Expenditures Paid With Association Dues
Listed by Entity

| Name of Entity (County) Association Name | Total Local Government Dues | Proportion of Dues Used for Lobbying | Total Dues Used for Lobbying |
|---|--|---|---|
| City of Madelia | | | |
| League of Minnesota Cities | 2,489 | 10.4% | 259 |
| Total for Entity | \$2,489 | | \$259 |
| City of Madison | | | |
| League of Minnesota Cities | 1,657 | 10.4% | 172 |
| Total for Entity | \$1,657 | | \$172 |
| City of Madison Lake | | | |
| League of Minnesota Cities | 1,288 | 10.4% | 134 |
| Minnesota Association of Small Cities | 538 | 70.0% | 377 |
| Total for Entity | \$1,826 | | \$511 |
| City of Magnolia | | | |
| League of Minnesota Cities | 384 | 10.4% | 40 |
| Total for Entity | \$384 | | \$40 |
| City of Mahanomen | | | |
| League of Minnesota Cities | 1,360 | 10.4% | 141 |
| Minnesota Association of Small Cities | 690 | 70.0% | 483 |
| Total for Entity | \$2,050 | | \$624 |
| City of Mahtomedi | | | |
| Association of Metropolitan Municipalities | 3,269 | 33.7% | 1,102 |
| League of Minnesota Cities | 7,734 | 10.4% | 804 |
| Total for Entity | \$11,003 | | \$1,906 |
| City of Manchester | | | |
| League of Minnesota Cities | 384 | 10.4% | 40 |
| Total for Entity | \$384 | | \$40 |
| City of Mankato | | | |
| Coalition of Greater Minnesota Cities | 69,319 | 74.2% | 51,435 |
| Greater Minnesota Partnership | 1,500 | 65.9% | 988 |
| Highway 14 Partnership | 8,000 | 69.4% | 5,552 |
| League of Minnesota Cities | 25,511 | 10.4% | 2,653 |
| Minnesota Environmental Science and Economic Review Board | 12,480 | 17.3% | 2,159 |
| Total for Entity | \$116,810 | | \$62,787 |

Table 5
2015 Lobbying Expenditures Paid With Association Dues
Listed by Entity

| Name of Entity (County) Association Name | Total Local Government Dues | Proportion of Dues Used for Lobbying | Total Dues Used for Lobbying |
|---|--|---|---|
| City of Mantorville | | | |
| League of Minnesota Cities | 1,369 | 10.4% | 142 |
| Total for Entity | \$1,369 | | \$142 |
| City of Maple Grove | | | |
| Association of Metropolitan Municipalities | 13,600 | 33.7% | 4,583 |
| League of Minnesota Cities | 31,047 | 10.4% | 3,229 |
| Municipal Legislative Commission | 10,500 | 87.1% | 9,146 |
| North Metro Mayors Association | 25,000 | 81.5% | 20,375 |
| Total for Entity | \$80,147 | | \$37,333 |
| City of Maple Lake | | | |
| League of Minnesota Cities | 2,275 | 10.4% | 237 |
| Total for Entity | \$2,275 | | \$237 |
| City of Maple Plain | | | |
| Association of Metropolitan Municipalities | 855 | 33.7% | 288 |
| League of Minnesota Cities | 1,938 | 10.4% | 202 |
| Total for Entity | \$2,793 | | \$490 |
| City of Mapleton | | | |
| League of Minnesota Cities | 1,921 | 10.4% | 200 |
| Total for Entity | \$1,921 | | \$200 |
| City of Maplevue | | | |
| League of Minnesota Cities | 384 | 10.4% | 40 |
| Minnesota Association of Small Cities | 199 | 70.0% | 139 |
| Total for Entity | \$583 | | \$179 |
| City of Maplewood | | | |
| Association of Metropolitan Municipalities | 10,796 | 33.7% | 3,638 |
| League of Minnesota Cities | 24,589 | 10.4% | 2,557 |
| Municipal Legislative Commission | 9,737 | 87.1% | 8,481 |
| Total for Entity | \$45,122 | | \$14,676 |

Table 5
2015 Lobbying Expenditures Paid With Association Dues
Listed by Entity

| Name of Entity (County) Association Name | Total Local Government Dues | Proportion of Dues Used for Lobbying | Total Dues Used for Lobbying |
|---|--|---|---|
| City of Marble | | | |
| League of Minnesota Cities | 848 | 10.4% | 88 |
| Minnesota Association of Small Cities | 218 | 70.0% | 153 |
| Total for Entity | \$1,066 | | \$241 |
| City of Marietta | | | |
| League of Minnesota Cities | 384 | 10.4% | 40 |
| Total for Entity | \$384 | | \$40 |
| City of Marine on Saint Croix | | | |
| Association of Metropolitan Municipalities | 369 | 33.7% | 124 |
| League of Minnesota Cities | 841 | 10.4% | 87 |
| Minnesota Association of Small Cities | 430 | 70.0% | 301 |
| Total for Entity | \$1,640 | | \$512 |
| City of Marshall | | | |
| Coalition of Greater Minnesota Cities | 26,423 | 74.2% | 19,606 |
| League of Minnesota Cities | 11,983 | 10.4% | 1,246 |
| Minnesota Environmental Science and Economic Review Board | 3,527 | 17.3% | 610 |
| Total for Entity | \$41,933 | | \$21,462 |
| City of Mayer | | | |
| League of Minnesota Cities | 1,991 | 10.4% | 207 |
| Total for Entity | \$1,991 | | \$207 |
| City of Maynard | | | |
| League of Minnesota Cities | 497 | 10.4% | 52 |
| Total for Entity | \$497 | | \$52 |
| City of Mazeppa | | | |
| League of Minnesota Cities | 993 | 10.4% | 103 |
| Minnesota Association of Small Cities | 499 | 70.0% | 349 |
| Total for Entity | \$1,492 | | \$452 |
| City of McGrath | | | |
| League of Minnesota Cities | 384 | 10.4% | 40 |
| Total for Entity | \$384 | | \$40 |

Table 5
2015 Lobbying Expenditures Paid With Association Dues
Listed by Entity

| Name of Entity (County) Association Name | Total Local Government Dues | Proportion of Dues Used for Lobbying | Total Dues Used for Lobbying |
|---|-----------------------------------|---|---------------------------------------|
| City of McGregor | | | |
| League of Minnesota Cities | 529 | 10.4% | 55 |
| Minnesota Association of Small Cities | 312 | 70.0% | 218 |
| Total for Entity | \$841 | | \$273 |
| City of McIntosh | | | |
| League of Minnesota Cities | 774 | 10.4% | 80 |
| Total for Entity | \$774 | | \$80 |
| City of McKinley | | | |
| League of Minnesota Cities | 384 | 10.4% | 40 |
| Total for Entity | \$384 | | \$40 |
| City of Meadowlands | | | |
| League of Minnesota Cities | 384 | 10.4% | 40 |
| Minnesota Association of Small Cities | 180 | 70.0% | 126 |
| Total for Entity | \$564 | | \$166 |
| City of Medford | | | |
| League of Minnesota Cities | 1,395 | 10.4% | 145 |
| Minnesota Association of Small Cities | 709 | 70.0% | 496 |
| Total for Entity | \$2,104 | | \$641 |
| City of Medicine Lake | | | |
| Association of Metropolitan Municipalities | 226 | 33.7% | 76 |
| League of Minnesota Cities | 1,021 | 10.4% | 106 |
| Total for Entity | \$1,247 | | \$182 |
| City of Medina | | | |
| League of Minnesota Cities | 5,898 | 10.4% | 613 |
| Total for Entity | \$5,898 | | \$613 |
| City of Meire Grove | | | |
| League of Minnesota Cities | 384 | 10.4% | 40 |
| Total for Entity | \$384 | | \$40 |

Table 5
2015 Lobbying Expenditures Paid With Association Dues
Listed by Entity

| Name of Entity (County) Association Name | Total Local Government Dues | Proportion of Dues Used for Lobbying | Total Dues Used for Lobbying |
|---|--|---|---|
| City of Melrose | | | |
| League of Minnesota Cities | 3,848 | 10.4% | 400 |
| Minnesota Association of Small Cities | 1,819 | 70.0% | 1,273 |
| Minnesota Environmental Science and Economic Review Board | 1,307 | 17.3% | 226 |
| Total for Entity | \$6,974 | | \$1,899 |
| City of Menahga | | | |
| League of Minnesota Cities | 1,496 | 10.4% | 156 |
| Total for Entity | \$1,496 | | \$156 |
| City of Mendota | | | |
| League of Minnesota Cities | 384 | 10.4% | 40 |
| Total for Entity | \$384 | | \$40 |
| City of Mendota Heights | | | |
| Association of Metropolitan Municipalities | 4,460 | 33.7% | 1,503 |
| League of Minnesota Cities | 10,151 | 10.4% | 1,056 |
| Total for Entity | \$14,611 | | \$2,559 |
| City of Mentor | | | |
| League of Minnesota Cities | 384 | 10.4% | 40 |
| Total for Entity | \$384 | | \$40 |
| City of Middle River | | | |
| League of Minnesota Cities | 445 | 10.4% | 46 |
| Minnesota Association of Small Cities | 256 | 70.0% | 179 |
| Total for Entity | \$701 | | \$225 |
| City of Miesville | | | |
| League of Minnesota Cities | 384 | 10.4% | 40 |
| Total for Entity | \$384 | | \$40 |
| City of Milaca | | | |
| Greater Minnesota Parks and Trails | 150 | 48.8% | 73 |
| League of Minnesota Cities | 3,089 | 10.4% | 321 |
| Total for Entity | \$3,239 | | \$394 |

Table 5
2015 Lobbying Expenditures Paid With Association Dues
Listed by Entity

| Name of Entity (County) Association Name | Total Local Government Dues | Proportion of Dues Used for Lobbying | Total Dues Used for Lobbying |
|---|--|---|---|
| City of Milan | | | |
| League of Minnesota Cities | 496 | 10.4% | 52 |
| Minnesota Association of Small Cities | 268 | 70.0% | 188 |
| Total for Entity | \$764 | | \$240 |
| City of Millerville | | | |
| League of Minnesota Cities | 384 | 10.4% | 40 |
| Total for Entity | \$384 | | \$40 |
| City of Millville | | | |
| League of Minnesota Cities | 384 | 10.4% | 40 |
| Total for Entity | \$384 | | \$40 |
| City of Milroy | | | |
| League of Minnesota Cities | 384 | 10.4% | 40 |
| Minnesota Association of Small Cities | 233 | 70.0% | 163 |
| Total for Entity | \$617 | | \$203 |
| City of Miltona | | | |
| League of Minnesota Cities | 1,118 | 10.4% | 116 |
| Total for Entity | \$1,118 | | \$116 |
| City of Minneapolis | | | |
| Association of Metropolitan Municipalities | 28,989 | 33.7% | 9,769 |
| League of Minnesota Cities | 67,375 | 10.4% | 7,007 |
| North Metro Mayors Association | 10,000 | 81.5% | 8,150 |
| Total for Entity | \$106,364 | | \$24,926 |
| City of Minneiska | | | |
| League of Minnesota Cities | 384 | 10.4% | 40 |
| Total for Entity | \$384 | | \$40 |
| City of Minneota | | | |
| League of Minnesota Cities | 1,533 | 10.4% | 159 |
| Total for Entity | \$1,533 | | \$159 |
| City of Minnesota City | | | |
| League of Minnesota Cities | 384 | 10.4% | 40 |
| Total for Entity | \$384 | | \$40 |

Table 5
2015 Lobbying Expenditures Paid With Association Dues
Listed by Entity

| Name of Entity (County) Association Name | Total Local Government Dues | Proportion of Dues Used for Lobbying | Total Dues Used for Lobbying |
|---|--|---|---|
| City of Minnesota Lake | | | |
| League of Minnesota Cities | 818 | 10.4% | 85 |
| Total for Entity | \$818 | | \$85 |
| City of Minnetonka | | | |
| Association of Metropolitan Municipalities | 12,896 | 33.7% | 4,346 |
| League of Minnesota Cities | 29,428 | 10.4% | 3,061 |
| Municipal Legislative Commission | 10,500 | 87.1% | 9,146 |
| Total for Entity | \$52,824 | | \$16,553 |
| City of Minnetonka Beach | | | |
| Association of Metropolitan Municipalities | 304 | 33.7% | 102 |
| League of Minnesota Cities | 681 | 10.4% | 71 |
| Total for Entity | \$985 | | \$173 |
| City of Minnetrista | | | |
| Association of Metropolitan Municipalities | 2,919 | 33.7% | 984 |
| League of Minnesota Cities | 6,672 | 10.4% | 694 |
| Total for Entity | \$9,591 | | \$1,678 |
| City of Montevideo | | | |
| League of Minnesota Cities | 5,480 | 10.4% | 570 |
| Total for Entity | \$5,480 | | \$570 |
| City of Montgomery | | | |
| League of Minnesota Cities | 3,149 | 10.4% | 327 |
| Total for Entity | \$3,149 | | \$327 |
| City of Monticello | | | |
| Coalition of Utility Cities | 24,920 | 81.2% | 20,235 |
| Greater Minnesota Parks and Trails | 225 | 48.8% | 110 |
| League of Minnesota Cities | 11,563 | 10.4% | 1,203 |
| Total for Entity | \$36,708 | | \$21,548 |
| City of Montrose | | | |
| League of Minnesota Cities | 3,067 | 10.4% | 319 |
| Total for Entity | \$3,067 | | \$319 |

Table 5
2015 Lobbying Expenditures Paid With Association Dues
Listed by Entity

| Name of Entity (County) Association Name | Total Local Government Dues | Proportion of Dues Used for Lobbying | Total Dues Used for Lobbying |
|---|--|---|---|
| City of Moorhead | | | |
| Coalition of Greater Minnesota Cities | 68,815 | 74.2% | 51,061 |
| Greater Minnesota Parks and Trails | 300 | 48.8% | 146 |
| Greater Minnesota Partnership | 5,000 | 65.9% | 3,295 |
| League of Minnesota Cities | 25,502 | 10.4% | 2,652 |
| Minnesota Environmental Science and Economic Review Board | 13,476 | 17.3% | 2,331 |
| Total for Entity | \$113,093 | | \$59,485 |
| City of Moose Lake | | | |
| Coalition of Greater Minnesota Cities | 3,825 | 74.2% | 2,838 |
| League of Minnesota Cities | 2,972 | 10.4% | 309 |
| Total for Entity | \$6,797 | | \$3,147 |
| City of Mora | | | |
| League of Minnesota Cities | 3,710 | 10.4% | 386 |
| Total for Entity | \$3,710 | | \$386 |
| City of Morgan | | | |
| League of Minnesota Cities | 1,032 | 10.4% | 107 |
| Total for Entity | \$1,032 | | \$107 |
| City of Morris | | | |
| Coalition of Greater Minnesota Cities | 9,054 | 74.2% | 6,718 |
| League of Minnesota Cities | 5,570 | 10.4% | 579 |
| Total for Entity | \$14,624 | | \$7,297 |
| City of Morristown | | | |
| League of Minnesota Cities | 1,148 | 10.4% | 119 |
| Total for Entity | \$1,148 | | \$119 |
| City of Morton | | | |
| League of Minnesota Cities | 528 | 10.4% | 55 |
| Minnesota Association of Small Cities | 305 | 70.0% | 214 |
| Total for Entity | \$833 | | \$269 |
| City of Motley | | | |
| League of Minnesota Cities | 807 | 10.4% | 84 |
| Total for Entity | \$807 | | \$84 |

Table 5
2015 Lobbying Expenditures Paid With Association Dues
Listed by Entity

| Name of Entity (County) Association Name | Total Local Government Dues | Proportion of Dues Used for Lobbying | Total Dues Used for Lobbying |
|---|--|---|---|
| City of Mound | | | |
| League of Minnesota Cities | 8,792 | 10.4% | 914 |
| Total for Entity | \$8,792 | | \$914 |
| City of Mounds View | | | |
| Association of Metropolitan Municipalities | 4,833 | 33.7% | 1,629 |
| League of Minnesota Cities | 11,082 | 10.4% | 1,153 |
| North Metro I-35W Corridor Coalition | 2,763 | 93.1% | 2,572 |
| North Metro Mayors Association | 5,131 | 81.5% | 4,182 |
| Total for Entity | \$23,809 | | \$9,536 |
| City of Mountain Iron | | | |
| Coalition of Greater Minnesota Cities | 5,174 | 74.2% | 3,839 |
| Greater Minnesota Partnership | 500 | 65.9% | 330 |
| League of Minnesota Cities | 3,081 | 10.4% | 320 |
| Minnesota Association of Small Cities | 1,491 | 70.0% | 1,044 |
| Total for Entity | \$10,246 | | \$5,533 |
| City of Mountain Lake | | | |
| League of Minnesota Cities | 2,315 | 10.4% | 241 |
| Total for Entity | \$2,315 | | \$241 |
| City of Murdock | | | |
| League of Minnesota Cities | 401 | 10.4% | 42 |
| Minnesota Association of Small Cities | 245 | 70.0% | 172 |
| Total for Entity | \$646 | | \$214 |
| City of Myrtle | | | |
| League of Minnesota Cities | 750 | 10.4% | 78 |
| Total for Entity | \$750 | | \$78 |
| City of Nashua | | | |
| League of Minnesota Cities | 384 | 10.4% | 40 |
| Total for Entity | \$384 | | \$40 |

Table 5
2015 Lobbying Expenditures Paid With Association Dues
Listed by Entity

| Name of Entity (County) Association Name | Total Local Government Dues | Proportion of Dues Used for Lobbying | Total Dues Used for Lobbying |
|---|--|---|---|
| City of Nashwauk | | | |
| League of Minnesota Cities | 1,139 | 10.4% | 118 |
| Minnesota Association of Small Cities | 562 | 70.0% | 393 |
| Total for Entity | \$1,701 | | \$511 |
| City of Nassau | | | |
| League of Minnesota Cities | 384 | 10.4% | 40 |
| Minnesota Association of Small Cities | 154 | 70.0% | 108 |
| Total for Entity | \$538 | | \$148 |
| City of Nerstrand | | | |
| League of Minnesota Cities | 868 | 10.4% | 90 |
| Total for Entity | \$868 | | \$90 |
| City of Nevis | | | |
| League of Minnesota Cities | 544 | 10.4% | 57 |
| Minnesota Association of Small Cities | 283 | 70.0% | 198 |
| Total for Entity | \$827 | | \$255 |
| City of New Auburn | | | |
| League of Minnesota Cities | 587 | 10.4% | 61 |
| Minnesota Association of Small Cities | 325 | 70.0% | 228 |
| Total for Entity | \$912 | | \$289 |
| City of New Brighton | | | |
| Association of Metropolitan Municipalities | 7,583 | 33.7% | 2,555 |
| League of Minnesota Cities | 17,311 | 10.4% | 1,800 |
| North Metro I-35W Corridor Coalition | 5,088 | 93.1% | 4,737 |
| North Metro Mayors Association | 9,579 | 81.5% | 7,807 |
| Total for Entity | \$39,561 | | \$16,899 |
| City of New Germany | | | |
| League of Minnesota Cities | 547 | 10.4% | 57 |
| Minnesota Association of Small Cities | 287 | 70.0% | 201 |
| Total for Entity | \$834 | | \$258 |

Table 5
2015 Lobbying Expenditures Paid With Association Dues
Listed by Entity

| Name of Entity (County) Association Name | Total Local Government Dues | Proportion of Dues Used for Lobbying | Total Dues Used for Lobbying |
|---|--|---|---|
| City of New Hope | | | |
| Association of Metropolitan Municipalities | 7,351 | 33.7% | 2,477 |
| League of Minnesota Cities | 16,765 | 10.4% | 1,744 |
| North Metro Mayors Association | 9,076 | 81.5% | 7,397 |
| Total for Entity | \$33,192 | | \$11,618 |
| City of New London | | | |
| League of Minnesota Cities | 1,466 | 10.4% | 152 |
| Total for Entity | \$1,466 | | \$152 |
| City of New Munich | | | |
| League of Minnesota Cities | 462 | 10.4% | 48 |
| Minnesota Association of Small Cities | 287 | 70.0% | 201 |
| Total for Entity | \$749 | | \$249 |
| City of New Prague | | | |
| League of Minnesota Cities | 6,873 | 10.4% | 715 |
| Total for Entity | \$6,873 | | \$715 |
| City of New Richland | | | |
| League of Minnesota Cities | 1,366 | 10.4% | 142 |
| Total for Entity | \$1,366 | | \$142 |
| City of New Trier | | | |
| League of Minnesota Cities | 384 | 10.4% | 40 |
| Minnesota Association of Small Cities | 170 | 70.0% | 119 |
| Total for Entity | \$554 | | \$159 |
| City of New Ulm | | | |
| Coalition of Greater Minnesota Cities | 26,055 | 74.2% | 19,333 |
| Greater Minnesota Parks and Trails | 450 | 48.8% | 220 |
| Greater Minnesota Partnership | 1,500 | 65.9% | 988 |
| League of Minnesota Cities | 11,841 | 10.4% | 1,231 |
| Minnesota Environmental Science and Economic Review Board | 4,223 | 17.3% | 731 |
| Total for Entity | \$44,069 | | \$22,503 |

Table 5
2015 Lobbying Expenditures Paid With Association Dues
Listed by Entity

| Name of Entity (County) Association Name | Total Local Government Dues | Proportion of Dues Used for Lobbying | Total Dues Used for Lobbying |
|---|--|---|---|
| City of New York Mills | | | |
| League of Minnesota Cities | 1,380 | 10.4% | 144 |
| Minnesota Association of Small Cities | 686 | 70.0% | 480 |
| Total for Entity | \$2,066 | | \$624 |
| City of Newfolden | | | |
| League of Minnesota Cities | 518 | 10.4% | 54 |
| Total for Entity | \$518 | | \$54 |
| City of Newport | | | |
| Association of Metropolitan Municipalities | 1,601 | 33.7% | 540 |
| League of Minnesota Cities | 3,669 | 10.4% | 382 |
| Total for Entity | \$5,270 | | \$922 |
| City of Nicollet | | | |
| Highway 14 Partnership | 1,000 | 69.4% | 694 |
| League of Minnesota Cities | 1,267 | 10.4% | 132 |
| Minnesota Association of Small Cities | 612 | 70.0% | 428 |
| Total for Entity | \$2,879 | | \$1,254 |
| City of Nielsville | | | |
| League of Minnesota Cities | 384 | 10.4% | 40 |
| Total for Entity | \$384 | | \$40 |
| City of Nisswa | | | |
| League of Minnesota Cities | 2,179 | 10.4% | 227 |
| Total for Entity | \$2,179 | | \$227 |
| City of Norcross | | | |
| League of Minnesota Cities | 384 | 10.4% | 40 |
| Minnesota Association of Small Cities | 152 | 70.0% | 106 |
| Total for Entity | \$536 | | \$146 |
| City of North Branch | | | |
| League of Minnesota Cities | 9,559 | 10.4% | 994 |
| Total for Entity | \$9,559 | | \$994 |

Table 5
2015 Lobbying Expenditures Paid With Association Dues
Listed by Entity

| Name of Entity (County) Association Name | Total Local Government Dues | Proportion of Dues Used for Lobbying | Total Dues Used for Lobbying |
|---|--|---|---|
| City of North Mankato | | | |
| Coalition of Greater Minnesota Cities | 26,135 | 74.2% | 19,392 |
| Greater Minnesota Parks and Trails | 225 | 48.8% | 110 |
| Highway 14 Partnership | 2,500 | 69.4% | 1,735 |
| League of Minnesota Cities | 11,906 | 10.4% | 1,238 |
| Total for Entity | \$40,766 | | \$22,475 |
| City of North Oaks | | | |
| League of Minnesota Cities | 4,999 | 10.4% | 520 |
| Total for Entity | \$4,999 | | \$520 |
| City of North Saint Paul | | | |
| Association of Metropolitan Municipalities | 4,609 | 33.7% | 1,553 |
| League of Minnesota Cities | 10,773 | 10.4% | 1,120 |
| Total for Entity | \$15,382 | | \$2,673 |
| City of Northfield | | | |
| League of Minnesota Cities | 16,551 | 10.4% | 1,721 |
| Minnesota Environmental Science and Economic Review Board | 3,518 | 17.3% | 609 |
| Total for Entity | \$20,069 | | \$2,330 |
| City of Northome | | | |
| League of Minnesota Cities | 384 | 10.4% | 40 |
| Total for Entity | \$384 | | \$40 |
| City of Northrop | | | |
| League of Minnesota Cities | 384 | 10.4% | 40 |
| Minnesota Association of Small Cities | 225 | 70.0% | 158 |
| Total for Entity | \$609 | | \$198 |
| City of Norwood Young America | | | |
| League of Minnesota Cities | 3,921 | 10.4% | 408 |
| Total for Entity | \$3,921 | | \$408 |
| City of Nowthen | | | |
| League of Minnesota Cities | 4,698 | 10.4% | 489 |
| Total for Entity | \$4,698 | | \$489 |

Table 5
2015 Lobbying Expenditures Paid With Association Dues
Listed by Entity

| Name of Entity (County) Association Name | Total Local Government Dues | Proportion of Dues Used for Lobbying | Total Dues Used for Lobbying |
|---|--|---|---|
| City of Oak Grove | | | |
| League of Minnesota Cities | 7,978 | 10.4% | 830 |
| Total for Entity | \$7,978 | | \$830 |
| City of Oak Park Heights | | | |
| Association of Metropolitan Municipalities | 2,132 | 33.7% | 718 |
| Coalition of Utility Cities | 8,594 | 81.2% | 6,978 |
| League of Minnesota Cities | 4,852 | 10.4% | 505 |
| Total for Entity | \$15,578 | | \$8,201 |
| City of Oakdale | | | |
| Association of Metropolitan Municipalities | 8,656 | 33.7% | 2,917 |
| League of Minnesota Cities | 20,129 | 10.4% | 2,093 |
| Total for Entity | \$28,785 | | \$5,010 |
| City of Odessa | | | |
| League of Minnesota Cities | 384 | 10.4% | 40 |
| Total for Entity | \$384 | | \$40 |
| City of Odin | | | |
| League of Minnesota Cities | 384 | 10.4% | 40 |
| Total for Entity | \$384 | | \$40 |
| City of Ogema | | | |
| League of Minnesota Cities | 384 | 10.4% | 40 |
| Total for Entity | \$384 | | \$40 |
| City of Ogilvie | | | |
| League of Minnesota Cities | 495 | 10.4% | 51 |
| Minnesota Association of Small Cities | 300 | 70.0% | 210 |
| Total for Entity | \$795 | | \$261 |
| City of Okabena | | | |
| League of Minnesota Cities | 384 | 10.4% | 40 |
| Minnesota Association of Small Cities | 205 | 70.0% | 144 |
| Total for Entity | \$589 | | \$184 |

Table 5
2015 Lobbying Expenditures Paid With Association Dues
Listed by Entity

| Name of Entity (County) Association Name | Total Local Government Dues | Proportion of Dues Used for Lobbying | Total Dues Used for Lobbying |
|---|--|---|---|
| City of Oklee | | | |
| League of Minnesota Cities | 580 | 10.4% | 60 |
| Total for Entity | \$580 | | \$60 |
| City of Olivia | | | |
| Coalition of Greater Minnesota Cities | 4,641 | 74.2% | 3,444 |
| Greater Minnesota Parks and Trails | 150 | 48.8% | 73 |
| League of Minnesota Cities | 2,616 | 10.4% | 272 |
| Minnesota Association of Small Cities | 1,318 | 70.0% | 923 |
| Minnesota Environmental Science and Economic Review Board | 927 | 17.3% | 160 |
| Total for Entity | \$9,652 | | \$4,872 |
| City of Onamia | | | |
| League of Minnesota Cities | 1,023 | 10.4% | 106 |
| Minnesota Association of Small Cities | 511 | 70.0% | 358 |
| Total for Entity | \$1,534 | | \$464 |
| City of Ormsby | | | |
| League of Minnesota Cities | 384 | 10.4% | 40 |
| Total for Entity | \$384 | | \$40 |
| City of Orono | | | |
| Association of Metropolitan Municipalities | 3,228 | 33.7% | 1,088 |
| League of Minnesota Cities | 7,520 | 10.4% | 782 |
| Total for Entity | \$10,748 | | \$1,870 |
| City of Oronoco | | | |
| League of Minnesota Cities | 1,561 | 10.4% | 162 |
| Total for Entity | \$1,561 | | \$162 |
| City of Orr | | | |
| League of Minnesota Cities | 440 | 10.4% | 46 |
| Minnesota Association of Small Cities | 227 | 70.0% | 159 |
| Total for Entity | \$667 | | \$205 |

Table 5
2015 Lobbying Expenditures Paid With Association Dues
Listed by Entity

| Name of Entity (County) Association Name | Total Local Government Dues | Proportion of Dues Used for Lobbying | Total Dues Used for Lobbying |
|---|--|---|---|
| City of Ortonville | | | |
| Coalition of Greater Minnesota Cities | 3,895 | 74.2% | 2,890 |
| Greater Minnesota Partnership | 500 | 65.9% | 330 |
| League of Minnesota Cities | 2,033 | 10.4% | 211 |
| Minnesota Association of Small Cities | 994 | 70.0% | 696 |
| Total for Entity | \$7,422 | | \$4,127 |
| City of Osakis | | | |
| League of Minnesota Cities | 1,913 | 10.4% | 199 |
| Total for Entity | \$1,913 | | \$199 |
| City of Oslo | | | |
| League of Minnesota Cities | 449 | 10.4% | 47 |
| Minnesota Association of Small Cities | 269 | 70.0% | 188 |
| Total for Entity | \$718 | | \$235 |
| City of Osseo | | | |
| Association of Metropolitan Municipalities | 1,154 | 33.7% | 389 |
| League of Minnesota Cities | 2,701 | 10.4% | 281 |
| North Metro Mayors Association | 2,500 | 81.5% | 2,038 |
| Total for Entity | \$6,355 | | \$2,708 |
| City of Ostrander | | | |
| League of Minnesota Cities | 391 | 10.4% | 41 |
| Minnesota Association of Small Cities | 234 | 70.0% | 164 |
| Total for Entity | \$625 | | \$205 |
| City of Otsego | | | |
| League of Minnesota Cities | 12,864 | 10.4% | 1,338 |
| Total for Entity | \$12,864 | | \$1,338 |
| City of Ottertail | | | |
| League of Minnesota Cities | 746 | 10.4% | 78 |
| Minnesota Association of Small Cities | 377 | 70.0% | 264 |
| Total for Entity | \$1,123 | | \$342 |

Table 5
2015 Lobbying Expenditures Paid With Association Dues
Listed by Entity

| Name of Entity (County) Association Name | Total Local Government Dues | Proportion of Dues Used for Lobbying | Total Dues Used for Lobbying |
|---|--|---|---|
| City of Owatonna | | | |
| Coalition of Greater Minnesota Cities | 54,221 | 74.2% | 40,232 |
| Greater Minnesota Parks and Trails | 300 | 48.8% | 146 |
| Highway 14 Partnership | 8,000 | 69.4% | 5,552 |
| League of Minnesota Cities | 18,845 | 10.4% | 1,960 |
| Total for Entity | \$81,366 | | \$47,890 |
| City of Palisade | | | |
| League of Minnesota Cities | 384 | 10.4% | 40 |
| Minnesota Association of Small Cities | 195 | 70.0% | 136 |
| Total for Entity | \$579 | | \$176 |
| City of Park Rapids | | | |
| Coalition of Greater Minnesota Cities | 6,374 | 74.2% | 4,730 |
| League of Minnesota Cities | 4,094 | 10.4% | 426 |
| Total for Entity | \$10,468 | | \$5,156 |
| City of Parkers Prairie | | | |
| League of Minnesota Cities | 1,165 | 10.4% | 121 |
| Total for Entity | \$1,165 | | \$121 |
| City of Paynesville | | | |
| League of Minnesota Cities | 2,614 | 10.4% | 272 |
| Minnesota Association of Small Cities | 1,295 | 70.0% | 906 |
| Total for Entity | \$3,909 | | \$1,178 |
| City of Pelican Rapids | | | |
| Coalition of Greater Minnesota Cities | 4,669 | 74.2% | 3,464 |
| Greater Minnesota Partnership | 500 | 65.9% | 330 |
| League of Minnesota Cities | 2,670 | 10.4% | 278 |
| Total for Entity | \$7,839 | | \$4,072 |
| City of Pemberton | | | |
| League of Minnesota Cities | 384 | 10.4% | 40 |
| Total for Entity | \$384 | | \$40 |

Table 5
2015 Lobbying Expenditures Paid With Association Dues
Listed by Entity

| Name of Entity (County) Association Name | Total Local Government Dues | Proportion of Dues Used for Lobbying | Total Dues Used for Lobbying |
|---|--|---|---|
| City of Pennock | | | |
| League of Minnesota Cities | 657 | 10.4% | 68 |
| Minnesota Association of Small Cities | 350 | 70.0% | 245 |
| Total for Entity | \$1,007 | | \$313 |
| City of Pequot Lakes | | | |
| League of Minnesota Cities | 2,433 | 10.4% | 253 |
| Total for Entity | \$2,433 | | \$253 |
| City of Perham | | | |
| Coalition of Greater Minnesota Cities | 5,363 | 74.2% | 3,979 |
| Greater Minnesota Parks and Trails | 150 | 48.8% | 73 |
| Greater Minnesota Partnership | 500 | 65.9% | 330 |
| League of Minnesota Cities | 3,386 | 10.4% | 352 |
| Total for Entity | \$9,399 | | \$4,734 |
| City of Perley | | | |
| League of Minnesota Cities | 384 | 10.4% | 40 |
| Minnesota Association of Small Cities | 161 | 70.0% | 113 |
| Total for Entity | \$545 | | \$153 |
| City of Peterson | | | |
| League of Minnesota Cities | 384 | 10.4% | 40 |
| Total for Entity | \$384 | | \$40 |
| City of Pierz | | | |
| League of Minnesota Cities | 2,994 | 10.4% | 311 |
| Total for Entity | \$2,994 | | \$311 |
| City of Pillager | | | |
| League of Minnesota Cities | 608 | 10.4% | 63 |
| Minnesota Association of Small Cities | 286 | 70.0% | 200 |
| Total for Entity | \$894 | | \$263 |
| City of Pine City | | | |
| League of Minnesota Cities | 3,385 | 10.4% | 352 |
| Total for Entity | \$3,385 | | \$352 |

Table 5
2015 Lobbying Expenditures Paid With Association Dues
Listed by Entity

| Name of Entity (County) Association Name | Total Local Government Dues | Proportion of Dues Used for Lobbying | Total Dues Used for Lobbying |
|---|--|---|---|
| City of Pine Island | | | |
| League of Minnesota Cities | 3,540 | 10.4% | 368 |
| Total for Entity | \$3,540 | | \$368 |
| City of Pine River | | | |
| League of Minnesota Cities | 1,090 | 10.4% | 113 |
| Total for Entity | \$1,090 | | \$113 |
| City of Pine Springs | | | |
| League of Minnesota Cities | 558 | 10.4% | 58 |
| Minnesota Association of Small Cities | 298 | 70.0% | 209 |
| Total for Entity | \$856 | | \$267 |
| City of Pipestone | | | |
| Coalition of Greater Minnesota Cities | 5,227 | 74.2% | 3,878 |
| Greater Minnesota Partnership | 500 | 65.9% | 330 |
| League of Minnesota Cities | 4,437 | 10.4% | 461 |
| Total for Entity | \$10,164 | | \$4,669 |
| City of Plainview | | | |
| Coalition of Greater Minnesota Cities | 5,771 | 74.2% | 4,282 |
| Greater Minnesota Partnership | 500 | 65.9% | 330 |
| League of Minnesota Cities | 3,515 | 10.4% | 366 |
| Total for Entity | \$9,786 | | \$4,978 |
| City of Plato | | | |
| League of Minnesota Cities | 451 | 10.4% | 47 |
| Total for Entity | \$451 | | \$47 |
| City of Plummer | | | |
| League of Minnesota Cities | 435 | 10.4% | 45 |
| Minnesota Association of Small Cities | 251 | 70.0% | 176 |
| Total for Entity | \$686 | | \$221 |

Table 5
2015 Lobbying Expenditures Paid With Association Dues
Listed by Entity

| Name of Entity (County) Association Name | Total Local Government Dues | Proportion of Dues Used for Lobbying | Total Dues Used for Lobbying |
|---|--|---|---|
| City of Plymouth | | | |
| Association of Metropolitan Municipalities | 14,064 | 33.7% | 4,740 |
| League of Minnesota Cities | 32,165 | 10.4% | 3,345 |
| Municipal Legislative Commission | 10,500 | 87.1% | 9,146 |
| Suburban Transit Association | 9,500 | 94.7% | 8,996 |
| Total for Entity | \$66,229 | | \$26,227 |
| City of Porter | | | |
| League of Minnesota Cities | 384 | 10.4% | 40 |
| Total for Entity | \$384 | | \$40 |
| City of Preston | | | |
| League of Minnesota Cities | 1,470 | 10.4% | 153 |
| Total for Entity | \$1,470 | | \$153 |
| City of Princeton | | | |
| Coalition of Greater Minnesota Cities | 7,551 | 74.2% | 5,603 |
| Greater Minnesota Parks and Trails | 150 | 48.8% | 73 |
| League of Minnesota Cities | 4,937 | 10.4% | 513 |
| Total for Entity | \$12,638 | | \$6,189 |
| City of Prinsburg | | | |
| League of Minnesota Cities | 633 | 10.4% | 66 |
| Minnesota Association of Small Cities | 344 | 70.0% | 241 |
| Total for Entity | \$977 | | \$307 |
| City of Prior Lake | | | |
| Association of Metropolitan Municipalities | 7,844 | 33.7% | 2,643 |
| League of Minnesota Cities | 18,523 | 10.4% | 1,926 |
| Total for Entity | \$26,367 | | \$4,569 |
| City of Proctor | | | |
| League of Minnesota Cities | 3,281 | 10.4% | 341 |
| Total for Entity | \$3,281 | | \$341 |

Table 5
2015 Lobbying Expenditures Paid With Association Dues
Listed by Entity

| Name of Entity (County) Association Name | Total Local Government Dues | Proportion of Dues Used for Lobbying | Total Dues Used for Lobbying |
|---|--|---|---|
| City of Quamba | | | |
| League of Minnesota Cities | 750 | 10.4% | 78 |
| Minnesota Association of Small Cities | 175 | 70.0% | 122 |
| Total for Entity | \$925 | | \$200 |
| City of Racine | | | |
| League of Minnesota Cities | 574 | 10.4% | 60 |
| Total for Entity | \$574 | | \$60 |
| City of Ramsey | | | |
| League of Minnesota Cities | 18,480 | 10.4% | 1,922 |
| North Metro Mayors Association | 10,576 | 81.5% | 8,619 |
| Total for Entity | \$29,056 | | \$10,541 |
| City of Randall | | | |
| League of Minnesota Cities | 782 | 10.4% | 81 |
| Minnesota Association of Small Cities | 413 | 70.0% | 289 |
| Total for Entity | \$1,195 | | \$370 |
| City of Randolph | | | |
| League of Minnesota Cities | 606 | 10.4% | 63 |
| Total for Entity | \$606 | | \$63 |
| City of Ranier | | | |
| League of Minnesota Cities | 726 | 10.4% | 76 |
| Minnesota Association of Small Cities | 185 | 70.0% | 130 |
| Total for Entity | \$911 | | \$206 |
| City of Raymond | | | |
| League of Minnesota Cities | 909 | 10.4% | 95 |
| Minnesota Association of Small Cities | 463 | 70.0% | 324 |
| Total for Entity | \$1,372 | | \$419 |
| City of Red Lake Falls | | | |
| League of Minnesota Cities | 1,583 | 10.4% | 165 |
| Total for Entity | \$1,583 | | \$165 |

Table 5
2015 Lobbying Expenditures Paid With Association Dues
Listed by Entity

| Name of Entity (County) Association Name | Total Local Government Dues | Proportion of Dues Used for Lobbying | Total Dues Used for Lobbying |
|---|--|---|---|
| City of Red Wing | | | |
| Coalition of Greater Minnesota Cities | 31,658 | 74.2% | 23,490 |
| Coalition of Utility Cities | 22,854 | 81.2% | 18,557 |
| Greater Minnesota Parks and Trails | 225 | 48.8% | 110 |
| League of Minnesota Cities | 13,950 | 10.4% | 1,451 |
| Minnesota Environmental Science and Economic Review Board | 4,930 | 17.3% | 853 |
| Total for Entity | \$73,617 | | \$44,461 |
| City of Redwood Falls | | | |
| Coalition of Greater Minnesota Cities | 8,822 | 74.2% | 6,546 |
| Greater Minnesota Parks and Trails | 150 | 48.8% | 73 |
| League of Minnesota Cities | 5,380 | 10.4% | 560 |
| Minnesota Environmental Science and Economic Review Board | 1,838 | 17.3% | 318 |
| Total for Entity | \$16,190 | | \$7,497 |
| City of Remer | | | |
| League of Minnesota Cities | 515 | 10.4% | 54 |
| Total for Entity | \$515 | | \$54 |
| City of Renville | | | |
| Coalition of Greater Minnesota Cities | 3,016 | 74.2% | 2,238 |
| League of Minnesota Cities | 1,390 | 10.4% | 145 |
| Minnesota Environmental Science and Economic Review Board | 493 | 17.3% | 85 |
| Total for Entity | \$4,899 | | \$2,468 |
| City of Revere | | | |
| League of Minnesota Cities | 384 | 10.4% | 40 |
| Total for Entity | \$384 | | \$40 |
| City of Rice | | | |
| League of Minnesota Cities | 1,471 | 10.4% | 153 |
| Minnesota Association of Small Cities | 753 | 70.0% | 527 |
| Total for Entity | \$2,224 | | \$680 |

Table 5
2015 Lobbying Expenditures Paid With Association Dues
Listed by Entity

| Name of Entity (County) Association Name | Total Local Government Dues | Proportion of Dues Used for Lobbying | Total Dues Used for Lobbying |
|---|--|---|---|
| City of Richfield | | | |
| Association of Metropolitan Municipalities | 10,215 | 33.7% | 3,442 |
| League of Minnesota Cities | 23,347 | 10.4% | 2,428 |
| Total for Entity | \$33,562 | | \$5,870 |
| City of Richmond | | | |
| League of Minnesota Cities | 1,589 | 10.4% | 165 |
| Minnesota Association of Small Cities | 790 | 70.0% | 553 |
| Total for Entity | \$2,379 | | \$718 |
| City of Richville | | | |
| Minnesota Association of Small Cities | 165 | 70.0% | 116 |
| Total for Entity | \$165 | | \$116 |
| City of Riverton | | | |
| League of Minnesota Cities | 384 | 10.4% | 40 |
| Total for Entity | \$384 | | \$40 |
| City of Robbinsdale | | | |
| Association of Metropolitan Municipalities | 5,413 | 33.7% | 1,824 |
| League of Minnesota Cities | 12,542 | 10.4% | 1,304 |
| Total for Entity | \$17,955 | | \$3,128 |
| City of Rochester | | | |
| Coalition of Greater Minnesota Cities | 96,085 | 74.2% | 71,295 |
| Greater Minnesota Parks and Trails | 900 | 48.8% | 439 |
| Greater Minnesota Partnership | 2,500 | 65.9% | 1,648 |
| Highway 14 Partnership | 8,000 | 69.4% | 5,552 |
| League of Minnesota Cities | 34,894 | 10.4% | 3,629 |
| Minnesota Environmental Science and Economic Review Board | 13,476 | 17.3% | 2,331 |
| Total for Entity | \$155,855 | | \$84,894 |
| City of Rock Creek | | | |
| League of Minnesota Cities | 1,758 | 10.4% | 183 |
| Total for Entity | \$1,758 | | \$183 |

Table 5
2015 Lobbying Expenditures Paid With Association Dues
Listed by Entity

| Name of Entity (County) Association Name | Total Local Government Dues | Proportion of Dues Used for Lobbying | Total Dues Used for Lobbying |
|---|--|---|---|
| City of Rockford | | | |
| Greater Minnesota Parks and Trails | 150 | 48.8% | 73 |
| League of Minnesota Cities | 4,567 | 10.4% | 475 |
| Minnesota Association of Small Cities | 1,071 | 70.0% | 750 |
| Total for Entity | \$5,788 | | \$1,298 |
| City of Rockville | | | |
| League of Minnesota Cities | 2,681 | 10.4% | 279 |
| Total for Entity | \$2,681 | | \$279 |
| City of Rogers | | | |
| Association of Metropolitan Municipalities | 4,574 | 33.7% | 1,541 |
| League of Minnesota Cities | 10,931 | 10.4% | 1,137 |
| Total for Entity | \$15,505 | | \$2,678 |
| City of Rollingstone | | | |
| League of Minnesota Cities | 803 | 10.4% | 84 |
| Total for Entity | \$803 | | \$84 |
| City of Roosevelt | | | |
| League of Minnesota Cities | 384 | 10.4% | 40 |
| Total for Entity | \$384 | | \$40 |
| City of Rose Creek | | | |
| League of Minnesota Cities | 542 | 10.4% | 56 |
| Total for Entity | \$542 | | \$56 |
| City of Roseau | | | |
| Coalition of Greater Minnesota Cities | 4,865 | 74.2% | 3,610 |
| League of Minnesota Cities | 2,837 | 10.4% | 295 |
| Total for Entity | \$7,702 | | \$3,905 |
| City of Rosemount | | | |
| Association of Metropolitan Municipalities | 7,656 | 33.7% | 2,580 |
| League of Minnesota Cities | 17,485 | 10.4% | 1,818 |
| Total for Entity | \$25,141 | | \$4,398 |

Table 5
2015 Lobbying Expenditures Paid With Association Dues
Listed by Entity

| Name of Entity (County) Association Name | Total Local Government Dues | Proportion of Dues Used for Lobbying | Total Dues Used for Lobbying |
|---|--|---|---|
| City of Roseville | | | |
| Association of Metropolitan Municipalities | 9,934 | 33.7% | 3,348 |
| League of Minnesota Cities | 22,730 | 10.4% | 2,364 |
| Total for Entity | \$32,664 | | \$5,712 |
| City of Rothsay | | | |
| League of Minnesota Cities | 634 | 10.4% | 66 |
| Minnesota Association of Small Cities | 342 | 70.0% | 239 |
| Total for Entity | \$976 | | \$305 |
| City of Round Lake | | | |
| League of Minnesota Cities | 517 | 10.4% | 54 |
| Minnesota Association of Small Cities | 289 | 70.0% | 202 |
| Total for Entity | \$806 | | \$256 |
| City of Royalton | | | |
| League of Minnesota Cities | 1,389 | 10.4% | 144 |
| Minnesota Association of Small Cities | 671 | 70.0% | 470 |
| Total for Entity | \$2,060 | | \$614 |
| City of Rush City | | | |
| League of Minnesota Cities | 3,256 | 10.4% | 339 |
| Minnesota Association of Small Cities | 1,586 | 70.0% | 1,110 |
| Total for Entity | \$4,842 | | \$1,449 |
| City of Rushford | | | |
| Coalition of Greater Minnesota Cities | 3,640 | 74.2% | 2,701 |
| League of Minnesota Cities | 1,913 | 10.4% | 199 |
| Total for Entity | \$5,553 | | \$2,900 |
| City of Rushford Village | | | |
| League of Minnesota Cities | 973 | 10.4% | 101 |
| Total for Entity | \$973 | | \$101 |
| City of Rushmore | | | |
| League of Minnesota Cities | 482 | 10.4% | 50 |
| Minnesota Association of Small Cities | 274 | 70.0% | 192 |
| Total for Entity | \$756 | | \$242 |

Table 5
2015 Lobbying Expenditures Paid With Association Dues
Listed by Entity

| Name of Entity (County) Association Name | Total Local Government Dues | Proportion of Dues Used for Lobbying | Total Dues Used for Lobbying |
|---|--|---|---|
| City of Russell | | | |
| League of Minnesota Cities | 464 | 10.4% | 48 |
| Total for Entity | \$464 | | \$48 |
| City of Rutherford | | | |
| League of Minnesota Cities | 384 | 10.4% | 40 |
| Minnesota Association of Small Cities | 236 | 70.0% | 165 |
| Total for Entity | \$620 | | \$205 |
| City of Sabin | | | |
| League of Minnesota Cities | 683 | 10.4% | 71 |
| Minnesota Association of Small Cities | 355 | 70.0% | 248 |
| Total for Entity | \$1,038 | | \$319 |
| City of Sacred Heart | | | |
| League of Minnesota Cities | 666 | 10.4% | 69 |
| Minnesota Association of Small Cities | 367 | 70.0% | 257 |
| Total for Entity | \$1,033 | | \$326 |
| City of Saint Anthony | | | |
| Association of Metropolitan Municipalities | 3,531 | 33.7% | 1,190 |
| League of Minnesota Cities | 8,499 | 10.4% | 884 |
| Total for Entity | \$12,030 | | \$2,074 |
| City of Saint Anthony (Stearns) | | | |
| League of Minnesota Cities | 384 | 10.4% | 40 |
| Total for Entity | \$384 | | \$40 |
| City of Saint Augusta | | | |
| League of Minnesota Cities | 3,589 | 10.4% | 373 |
| Total for Entity | \$3,589 | | \$373 |
| City of Saint Bonifacius | | | |
| League of Minnesota Cities | 2,534 | 10.4% | 264 |
| Total for Entity | \$2,534 | | \$264 |

Table 5
2015 Lobbying Expenditures Paid With Association Dues
Listed by Entity

| Name of Entity (County) Association Name | Total Local Government Dues | Proportion of Dues Used for Lobbying | Total Dues Used for Lobbying |
|---|--|---|---|
| City of Saint Charles | | | |
| Coalition of Greater Minnesota Cities | 6,290 | 74.2% | 4,667 |
| Greater Minnesota Parks and Trails | 150 | 48.8% | 73 |
| League of Minnesota Cities | 3,726 | 10.4% | 388 |
| Minnesota Association of Small Cities | 1,881 | 70.0% | 1,317 |
| Total for Entity | \$12,047 | | \$6,445 |
| City of Saint Clair | | | |
| League of Minnesota Cities | 1,012 | 10.4% | 105 |
| Minnesota Association of Small Cities | 511 | 70.0% | 358 |
| Total for Entity | \$1,523 | | \$463 |
| City of Saint Cloud | | | |
| Greater Minnesota Parks and Trails | 450 | 48.8% | 220 |
| League of Minnesota Cities | 31,292 | 10.4% | 3,254 |
| Minnesota Environmental Science and Economic Review Board | 13,476 | 17.3% | 2,331 |
| Total for Entity | \$45,218 | | \$5,805 |
| City of Saint Francis | | | |
| Association of Metropolitan Municipalities | 3,116 | 33.7% | 1,050 |
| League of Minnesota Cities | 7,114 | 10.4% | 740 |
| Total for Entity | \$10,230 | | \$1,790 |
| City of Saint Hilaire | | | |
| League of Minnesota Cities | 417 | 10.4% | 43 |
| Minnesota Association of Small Cities | 246 | 70.0% | 172 |
| Total for Entity | \$663 | | \$215 |
| City of Saint James | | | |
| Coalition of Greater Minnesota Cities | 7,402 | 74.2% | 5,492 |
| League of Minnesota Cities | 4,808 | 10.4% | 500 |
| Total for Entity | \$12,210 | | \$5,992 |
| City of Saint Joseph | | | |
| Coalition of Greater Minnesota Cities | 8,438 | 74.2% | 6,261 |
| League of Minnesota Cities | 6,706 | 10.4% | 697 |
| Total for Entity | \$15,144 | | \$6,958 |

Table 5
2015 Lobbying Expenditures Paid With Association Dues
Listed by Entity

| Name of Entity (County) Association Name | Total Local Government Dues | Proportion of Dues Used for Lobbying | Total Dues Used for Lobbying |
|---|--|---|---|
| City of Saint Leo | | | |
| League of Minnesota Cities | 384 | 10.4% | 40 |
| Minnesota Association of Small Cities | 165 | 70.0% | 116 |
| Total for Entity | \$549 | | \$156 |
| City of Saint Louis Park | | | |
| Association of Metropolitan Municipalities | 12,145 | 33.7% | 4,093 |
| League of Minnesota Cities | 28,397 | 10.4% | 2,953 |
| Total for Entity | \$40,542 | | \$7,046 |
| City of Saint Martin | | | |
| League of Minnesota Cities | 446 | 10.4% | 46 |
| Minnesota Association of Small Cities | 274 | 70.0% | 192 |
| Total for Entity | \$720 | | \$238 |
| City of Saint Mary's Point | | | |
| League of Minnesota Cities | 515 | 10.4% | 54 |
| Total for Entity | \$515 | | \$54 |
| City of Saint Michael | | | |
| Association of Metropolitan Municipalities | 300 | 33.7% | 101 |
| Greater Minnesota Parks and Trails | 225 | 48.8% | 110 |
| League of Minnesota Cities | 14,287 | 10.4% | 1,486 |
| Total for Entity | \$14,812 | | \$1,697 |
| City of Saint Paul | | | |
| Association of Metropolitan Municipalities | 25,634 | 33.7% | 8,639 |
| Total for Entity | \$25,634 | | \$8,639 |
| City of Saint Paul Park | | | |
| Association of Metropolitan Municipalities | 2,404 | 33.7% | 810 |
| League of Minnesota Cities | 5,469 | 10.4% | 569 |
| Total for Entity | \$7,873 | | \$1,379 |
| City of Saint Peter | | | |
| Coalition of Greater Minnesota Cities | 18,294 | 74.2% | 13,574 |
| League of Minnesota Cities | 10,598 | 10.4% | 1,102 |
| Total for Entity | \$28,892 | | \$14,676 |

Table 5
2015 Lobbying Expenditures Paid With Association Dues
Listed by Entity

| Name of Entity (County) Association Name | Total Local Government Dues | Proportion of Dues Used for Lobbying | Total Dues Used for Lobbying |
|---|--|---|---|
| City of Saint Rosa | | | |
| League of Minnesota Cities | 384 | 10.4% | 40 |
| Total for Entity | \$384 | | \$40 |
| City of Saint Stephen | | | |
| League of Minnesota Cities | 1,007 | 10.4% | 105 |
| Minnesota Association of Small Cities | 503 | 70.0% | 352 |
| Total for Entity | \$1,510 | | \$457 |
| City of Saint Vincent | | | |
| League of Minnesota Cities | 750 | 10.4% | 78 |
| Total for Entity | \$750 | | \$78 |
| City of Sanborn | | | |
| League of Minnesota Cities | 464 | 10.4% | 48 |
| Total for Entity | \$464 | | \$48 |
| City of Sandstone | | | |
| Coalition of Greater Minnesota Cities | 3,802 | 74.2% | 2,821 |
| Greater Minnesota Parks and Trails | 150 | 48.8% | 73 |
| Greater Minnesota Partnership | 500 | 65.9% | 330 |
| League of Minnesota Cities | 2,920 | 10.4% | 304 |
| Total for Entity | \$7,372 | | \$3,528 |
| City of Sargeant | | | |
| League of Minnesota Cities | 384 | 10.4% | 40 |
| Total for Entity | \$384 | | \$40 |
| City of Sartell | | | |
| Coalition of Greater Minnesota Cities | 14,660 | 74.2% | 10,878 |
| League of Minnesota Cities | 14,263 | 10.4% | 1,483 |
| Total for Entity | \$28,923 | | \$12,361 |
| City of Sauk Centre | | | |
| League of Minnesota Cities | 4,607 | 10.4% | 479 |
| Minnesota Environmental Science and Economic Review Board | 1,378 | 17.3% | 238 |
| Total for Entity | \$5,985 | | \$717 |

Table 5
2015 Lobbying Expenditures Paid With Association Dues
Listed by Entity

| Name of Entity (County) Association Name | Total Local Government Dues | Proportion of Dues Used for Lobbying | Total Dues Used for Lobbying |
|---|--|---|---|
| City of Sauk Rapids | | | |
| League of Minnesota Cities | 11,692 | 10.4% | 1,216 |
| Total for Entity | \$11,692 | | \$1,216 |
| City of Savage | | | |
| Association of Metropolitan Municipalities | 8,628 | 33.7% | 2,908 |
| League of Minnesota Cities | 20,297 | 10.4% | 2,111 |
| Municipal Legislative Commission | 7,151 | 87.1% | 6,229 |
| Total for Entity | \$36,076 | | \$11,248 |
| City of Scandia | | | |
| League of Minnesota Cities | 4,218 | 10.4% | 439 |
| Total for Entity | \$4,218 | | \$439 |
| City of Scanlon | | | |
| League of Minnesota Cities | 1,136 | 10.4% | 118 |
| Minnesota Association of Small Cities | 566 | 70.0% | 396 |
| Total for Entity | \$1,702 | | \$514 |
| City of Seaforth | | | |
| League of Minnesota Cities | 384 | 10.4% | 40 |
| Total for Entity | \$384 | | \$40 |
| City of Sebeka | | | |
| Minnesota Association of Small Cities | 440 | 70.0% | 308 |
| Total for Entity | \$440 | | \$308 |
| City of Sedan | | | |
| League of Minnesota Cities | 384 | 10.4% | 40 |
| Total for Entity | \$384 | | \$40 |
| City of Shafer | | | |
| League of Minnesota Cities | 1,202 | 10.4% | 125 |
| Minnesota Association of Small Cities | 620 | 70.0% | 434 |
| Total for Entity | \$1,822 | | \$559 |

Table 5
2015 Lobbying Expenditures Paid With Association Dues
Listed by Entity

| Name of Entity (County) Association Name | Total Local Government Dues | Proportion of Dues Used for Lobbying | Total Dues Used for Lobbying |
|---|--|---|---|
| City of Shakopee | | | |
| Association of Metropolitan Municipalities | 10,643 | 33.7% | 3,587 |
| League of Minnesota Cities | 24,790 | 10.4% | 2,578 |
| Municipal Legislative Commission | 9,675 | 87.1% | 8,427 |
| Total for Entity | \$45,108 | | \$14,592 |
| City of Shelly | | | |
| League of Minnesota Cities | 384 | 10.4% | 40 |
| Minnesota Association of Small Cities | 206 | 70.0% | 144 |
| Total for Entity | \$590 | | \$184 |
| City of Sherburn | | | |
| League of Minnesota Cities | 1,252 | 10.4% | 130 |
| Total for Entity | \$1,252 | | \$130 |
| City of Shevlin | | | |
| League of Minnesota Cities | 384 | 10.4% | 40 |
| Total for Entity | \$384 | | \$40 |
| City of Shoreview | | | |
| Association of Metropolitan Municipalities | 8,228 | 33.7% | 2,773 |
| League of Minnesota Cities | 18,872 | 10.4% | 1,963 |
| Municipal Legislative Commission | 6,408 | 87.1% | 5,581 |
| Total for Entity | \$33,508 | | \$10,317 |
| City of Shorewood | | | |
| Association of Metropolitan Municipalities | 3,175 | 33.7% | 1,070 |
| League of Minnesota Cities | 7,221 | 10.4% | 751 |
| Total for Entity | \$10,396 | | \$1,821 |
| City of Silver Bay | | | |
| League of Minnesota Cities | 2,022 | 10.4% | 210 |
| Total for Entity | \$2,022 | | \$210 |
| City of Silver Lake | | | |
| League of Minnesota Cities | 959 | 10.4% | 100 |
| Total for Entity | \$959 | | \$100 |

Table 5
2015 Lobbying Expenditures Paid With Association Dues
Listed by Entity

| Name of Entity (County) Association Name | Total Local Government Dues | Proportion of Dues Used for Lobbying | Total Dues Used for Lobbying |
|---|--|---|---|
| City of Skyline | | | |
| League of Minnesota Cities | 428 | 10.4% | 45 |
| Total for Entity | \$428 | | \$45 |
| City of Slayton | | | |
| Coalition of Greater Minnesota Cities | 3,176 | 74.2% | 2,357 |
| League of Minnesota Cities | 2,306 | 10.4% | 240 |
| Total for Entity | \$5,482 | | \$2,597 |
| City of Sleepy Eye | | | |
| Coalition of Greater Minnesota Cities | 4,696 | 74.2% | 3,484 |
| Greater Minnesota Parks and Trails | 300 | 48.8% | 146 |
| Highway 14 Partnership | 1,000 | 69.4% | 694 |
| League of Minnesota Cities | 3,728 | 10.4% | 388 |
| Total for Entity | \$9,724 | | \$4,712 |
| City of Sobieski | | | |
| League of Minnesota Cities | 384 | 10.4% | 40 |
| Total for Entity | \$384 | | \$40 |
| City of Solway | | | |
| League of Minnesota Cities | 384 | 10.4% | 40 |
| Total for Entity | \$384 | | \$40 |
| City of South Haven | | | |
| League of Minnesota Cities | 384 | 10.4% | 40 |
| Minnesota Association of Small Cities | 204 | 70.0% | 143 |
| Total for Entity | \$588 | | \$183 |
| City of South Saint Paul | | | |
| Association of Metropolitan Municipalities | 7,261 | 33.7% | 2,447 |
| League of Minnesota Cities | 16,480 | 10.4% | 1,714 |
| Total for Entity | \$23,741 | | \$4,161 |
| City of Spicer | | | |
| League of Minnesota Cities | 1,346 | 10.4% | 140 |
| Total for Entity | \$1,346 | | \$140 |

Table 5
2015 Lobbying Expenditures Paid With Association Dues
Listed by Entity

| Name of Entity (County) Association Name | Total Local Government Dues | Proportion of Dues Used for Lobbying | Total Dues Used for Lobbying |
|---|--|---|---|
| City of Spring Grove | | | |
| League of Minnesota Cities | 1,459 | 10.4% | 152 |
| Total for Entity | \$1,459 | | \$152 |
| City of Spring Hill | | | |
| League of Minnesota Cities | 750 | 10.4% | 78 |
| Total for Entity | \$750 | | \$78 |
| City of Spring Lake Park | | | |
| League of Minnesota Cities | 6,464 | 10.4% | 672 |
| North Metro Mayors Association | 2,500 | 81.5% | 2,038 |
| Total for Entity | \$8,964 | | \$2,710 |
| City of Spring Park | | | |
| Association of Metropolitan Municipalities | 804 | 33.7% | 271 |
| League of Minnesota Cities | 1,970 | 10.4% | 205 |
| Total for Entity | \$2,774 | | \$476 |
| City of Spring Valley | | | |
| League of Minnesota Cities | 2,646 | 10.4% | 275 |
| Minnesota Association of Small Cities | 1,316 | 70.0% | 921 |
| Total for Entity | \$3,962 | | \$1,196 |
| City of Springfield | | | |
| League of Minnesota Cities | 2,262 | 10.4% | 235 |
| Total for Entity | \$2,262 | | \$235 |
| City of Squaw Lake | | | |
| League of Minnesota Cities | 384 | 10.4% | 40 |
| Total for Entity | \$384 | | \$40 |
| City of Stacy | | | |
| League of Minnesota Cities | 1,658 | 10.4% | 172 |
| Minnesota Association of Small Cities | 805 | 70.0% | 564 |
| Total for Entity | \$2,463 | | \$736 |

Table 5
2015 Lobbying Expenditures Paid With Association Dues
Listed by Entity

| Name of Entity (County) Association Name | Total Local Government Dues | Proportion of Dues Used for Lobbying | Total Dues Used for Lobbying |
|---|--|---|---|
| City of Staples | | | |
| Coalition of Greater Minnesota Cities | 5,299 | 74.2% | 3,932 |
| Greater Minnesota Parks and Trails | 150 | 48.8% | 73 |
| League of Minnesota Cities | 3,131 | 10.4% | 326 |
| Total for Entity | \$8,580 | | \$4,331 |
| City of Starbuck | | | |
| League of Minnesota Cities | 1,449 | 10.4% | 151 |
| Minnesota Association of Small Cities | 736 | 70.0% | 515 |
| Total for Entity | \$2,185 | | \$666 |
| City of Steen | | | |
| League of Minnesota Cities | 384 | 10.4% | 40 |
| Total for Entity | \$384 | | \$40 |
| City of Stephen | | | |
| League of Minnesota Cities | 806 | 10.4% | 84 |
| Minnesota Association of Small Cities | 416 | 70.0% | 291 |
| Total for Entity | \$1,222 | | \$375 |
| City of Stewart | | | |
| League of Minnesota Cities | 699 | 10.4% | 73 |
| Minnesota Association of Small Cities | 379 | 70.0% | 265 |
| Total for Entity | \$1,078 | | \$338 |
| City of Stewartville | | | |
| League of Minnesota Cities | 6,220 | 10.4% | 647 |
| Total for Entity | \$6,220 | | \$647 |
| City of Stillwater | | | |
| Association of Metropolitan Municipalities | 6,784 | 33.7% | 2,286 |
| League of Minnesota Cities | 15,635 | 10.4% | 1,626 |
| Total for Entity | \$22,419 | | \$3,912 |
| City of Stockton | | | |
| League of Minnesota Cities | 864 | 10.4% | 90 |
| Minnesota Association of Small Cities | 435 | 70.0% | 304 |
| Total for Entity | \$1,299 | | \$394 |

Table 5
2015 Lobbying Expenditures Paid With Association Dues
Listed by Entity

| Name of Entity (County) Association Name | Total Local Government Dues | Proportion of Dues Used for Lobbying | Total Dues Used for Lobbying |
|---|--|---|---|
| City of Storden | | | |
| League of Minnesota Cities | 384 | 10.4% | 40 |
| Minnesota Association of Small Cities | 219 | 70.0% | 153 |
| Total for Entity | \$603 | | \$193 |
| City of Strandquist | | | |
| League of Minnesota Cities | 750 | 10.4% | 78 |
| Total for Entity | \$750 | | \$78 |
| City of Sturgeon Lake | | | |
| League of Minnesota Cities | 558 | 10.4% | 58 |
| Total for Entity | \$558 | | \$58 |
| City of Sunburg | | | |
| League of Minnesota Cities | 384 | 10.4% | 40 |
| Total for Entity | \$384 | | \$40 |
| City of Sunfish Lake | | | |
| Association of Metropolitan Municipalities | 293 | 33.7% | 99 |
| League of Minnesota Cities | 658 | 10.4% | 68 |
| Total for Entity | \$951 | | \$167 |
| City of Swanville | | | |
| League of Minnesota Cities | 480 | 10.4% | 50 |
| Minnesota Association of Small Cities | 233 | 70.0% | 163 |
| Total for Entity | \$713 | | \$213 |
| City of Taconite | | | |
| League of Minnesota Cities | 800 | 10.4% | 83 |
| Minnesota Association of Small Cities | 284 | 70.0% | 199 |
| Total for Entity | \$1,084 | | \$282 |
| City of Tamarack | | | |
| League of Minnesota Cities | 384 | 10.4% | 40 |
| Minnesota Association of Small Cities | 164 | 70.0% | 115 |
| Total for Entity | \$548 | | \$155 |

Table 5
2015 Lobbying Expenditures Paid With Association Dues
Listed by Entity

| Name of Entity (County) Association Name | Total Local Government Dues | Proportion of Dues Used for Lobbying | Total Dues Used for Lobbying |
|---|--|---|---|
| City of Taunton | | | |
| League of Minnesota Cities | 384 | 10.4% | 40 |
| Minnesota Association of Small Cities | 183 | 70.0% | 128 |
| Total for Entity | \$567 | | \$168 |
| City of Taylors Falls | | | |
| League of Minnesota Cities | 1,118 | 10.4% | 116 |
| Total for Entity | \$1,118 | | \$116 |
| City of Tenstrike | | | |
| League of Minnesota Cities | 384 | 10.4% | 40 |
| Total for Entity | \$384 | | \$40 |
| City of Thief River Falls | | | |
| Coalition of Greater Minnesota Cities | 13,590 | 74.2% | 10,084 |
| Greater Minnesota Parks and Trails | 150 | 48.8% | 73 |
| League of Minnesota Cities | 8,297 | 10.4% | 863 |
| Minnesota Environmental Science and Economic Review Board | 2,819 | 17.3% | 488 |
| Total for Entity | \$24,856 | | \$11,508 |
| City of Tintah | | | |
| League of Minnesota Cities | 384 | 10.4% | 40 |
| Total for Entity | \$384 | | \$40 |
| City of Tonka Bay | | | |
| League of Minnesota Cities | 1,644 | 10.4% | 171 |
| Total for Entity | \$1,644 | | \$171 |
| City of Tower | | | |
| League of Minnesota Cities | 644 | 10.4% | 67 |
| Minnesota Association of Small Cities | 345 | 70.0% | 242 |
| Total for Entity | \$989 | | \$309 |
| City of Tracy | | | |
| League of Minnesota Cities | 2,301 | 10.4% | 239 |
| Total for Entity | \$2,301 | | \$239 |

Table 5
2015 Lobbying Expenditures Paid With Association Dues
Listed by Entity

| Name of Entity (County) Association Name | Total Local Government Dues | Proportion of Dues Used for Lobbying | Total Dues Used for Lobbying |
|---|--|---|---|
| City of Trail | | | |
| League of Minnesota Cities | 384 | 10.4% | 40 |
| Total for Entity | \$384 | | \$40 |
| City of Trimont | | | |
| League of Minnesota Cities | 871 | 10.4% | 91 |
| Minnesota Association of Small Cities | 456 | 70.0% | 319 |
| Total for Entity | \$1,327 | | \$410 |
| City of Trommald | | | |
| League of Minnesota Cities | 366 | 10.4% | 38 |
| Total for Entity | \$366 | | \$38 |
| City of Truman | | | |
| League of Minnesota Cities | 1,238 | 10.4% | 129 |
| Total for Entity | \$1,238 | | \$129 |
| City of Twin Lakes | | | |
| League of Minnesota Cities | 384 | 10.4% | 40 |
| Total for Entity | \$384 | | \$40 |
| City of Twin Valley | | | |
| League of Minnesota Cities | 955 | 10.4% | 99 |
| Total for Entity | \$955 | | \$99 |
| City of Two Harbors | | | |
| Coalition of Greater Minnesota Cities | 6,264 | 74.2% | 4,648 |
| Greater Minnesota Partnership | 500 | 65.9% | 330 |
| League of Minnesota Cities | 3,901 | 10.4% | 406 |
| Total for Entity | \$10,665 | | \$5,384 |
| City of Tyler | | | |
| League of Minnesota Cities | 1,280 | 10.4% | 133 |
| Minnesota Association of Small Cities | 664 | 70.0% | 465 |
| Total for Entity | \$1,944 | | \$598 |
| City of Ulen | | | |
| League of Minnesota Cities | 700 | 10.4% | 73 |
| Total for Entity | \$700 | | \$73 |

Table 5
2015 Lobbying Expenditures Paid With Association Dues
Listed by Entity

| Name of Entity (County) Association Name | Total Local Government Dues | Proportion of Dues Used for Lobbying | Total Dues Used for Lobbying |
|---|--|---|---|
| City of Underwood | | | |
| League of Minnesota Cities | 480 | 10.4% | 50 |
| Minnesota Association of Small Cities | 273 | 70.0% | 191 |
| Total for Entity | \$753 | | \$241 |
| City of Upsala | | | |
| League of Minnesota Cities | 565 | 10.4% | 59 |
| Minnesota Association of Small Cities | 312 | 70.0% | 218 |
| Total for Entity | \$877 | | \$277 |
| City of Utica | | | |
| League of Minnesota Cities | 415 | 10.4% | 43 |
| Minnesota Association of Small Cities | 214 | 70.0% | 150 |
| Total for Entity | \$629 | | \$193 |
| City of Vadnais Heights | | | |
| Association of Metropolitan Municipalities | 4,923 | 33.7% | 1,659 |
| League of Minnesota Cities | 11,181 | 10.4% | 1,163 |
| Total for Entity | \$16,104 | | \$2,822 |
| City of Vergas | | | |
| League of Minnesota Cities | 486 | 10.4% | 51 |
| Minnesota Association of Small Cities | 269 | 70.0% | 188 |
| Total for Entity | \$755 | | \$239 |
| City of Vermillion | | | |
| League of Minnesota Cities | 569 | 10.4% | 59 |
| Total for Entity | \$569 | | \$59 |
| City of Verndale | | | |
| League of Minnesota Cities | 737 | 10.4% | 77 |
| Total for Entity | \$737 | | \$77 |
| City of Vernon Center | | | |
| League of Minnesota Cities | 462 | 10.4% | 48 |
| Total for Entity | \$462 | | \$48 |

Table 5
2015 Lobbying Expenditures Paid With Association Dues
Listed by Entity

| Name of Entity (County) Association Name | Total Local Government Dues | Proportion of Dues Used for Lobbying | Total Dues Used for Lobbying |
|---|--|---|---|
| City of Vesta | | | |
| League of Minnesota Cities | 443 | 10.4% | 46 |
| Minnesota Association of Small Cities | 264 | 70.0% | 185 |
| Total for Entity | \$707 | | \$231 |
| City of Victoria | | | |
| Association of Metropolitan Municipalities | 3,304 | 33.7% | 1,113 |
| League of Minnesota Cities | 8,082 | 10.4% | 841 |
| Total for Entity | \$11,386 | | \$1,954 |
| City of Viking | | | |
| League of Minnesota Cities | 384 | 10.4% | 40 |
| Total for Entity | \$384 | | \$40 |
| City of Villard | | | |
| League of Minnesota Cities | 389 | 10.4% | 40 |
| Total for Entity | \$389 | | \$40 |
| City of Vining | | | |
| League of Minnesota Cities | 384 | 10.4% | 40 |
| Total for Entity | \$384 | | \$40 |
| City of Virginia | | | |
| Coalition of Greater Minnesota Cities | 13,645 | 74.2% | 10,125 |
| Greater Minnesota Partnership | 1,000 | 65.9% | 659 |
| League of Minnesota Cities | 8,229 | 10.4% | 856 |
| Total for Entity | \$22,874 | | \$11,640 |
| City of Wabasha | | | |
| League of Minnesota Cities | 5,234 | 10.4% | 544 |
| Total for Entity | \$5,234 | | \$544 |
| City of Wabasso | | | |
| League of Minnesota Cities | 831 | 10.4% | 86 |
| Minnesota Association of Small Cities | 413 | 70.0% | 289 |
| Total for Entity | \$1,244 | | \$375 |

Table 5
2015 Lobbying Expenditures Paid With Association Dues
Listed by Entity

| Name of Entity (County) Association Name | Total Local Government Dues | Proportion of Dues Used for Lobbying | Total Dues Used for Lobbying |
|---|--|---|---|
| City of Waconia | | | |
| Association of Metropolitan Municipalities | 4,437 | 33.7% | 1,495 |
| League of Minnesota Cities | 10,430 | 10.4% | 1,085 |
| Total for Entity | \$14,867 | | \$2,580 |
| City of Wadena | | | |
| Coalition of Greater Minnesota Cities | 6,678 | 74.2% | 4,955 |
| League of Minnesota Cities | 4,288 | 10.4% | 446 |
| Total for Entity | \$10,966 | | \$5,401 |
| City of Wahkon | | | |
| League of Minnesota Cities | 384 | 10.4% | 40 |
| Total for Entity | \$384 | | \$40 |
| City of Waite Park | | | |
| Coalition of Greater Minnesota Cities | 5,736 | 74.2% | 4,256 |
| League of Minnesota Cities | 7,261 | 10.4% | 755 |
| Total for Entity | \$12,997 | | \$5,011 |
| City of Waldorf | | | |
| League of Minnesota Cities | 384 | 10.4% | 40 |
| Total for Entity | \$384 | | \$40 |
| City of Walker | | | |
| League of Minnesota Cities | 1,085 | 10.4% | 113 |
| Minnesota Association of Small Cities | 536 | 70.0% | 375 |
| Total for Entity | \$1,621 | | \$488 |
| City of Walnut Grove | | | |
| League of Minnesota Cities | 993 | 10.4% | 103 |
| Total for Entity | \$993 | | \$103 |
| City of Walters | | | |
| League of Minnesota Cities | 384 | 10.4% | 40 |
| Minnesota Association of Small Cities | 157 | 70.0% | 110 |
| Total for Entity | \$541 | | \$150 |

Table 5
2015 Lobbying Expenditures Paid With Association Dues
Listed by Entity

| Name of Entity (County) Association Name | Total Local Government Dues | Proportion of Dues Used for Lobbying | Total Dues Used for Lobbying |
|---|--|---|---|
| City of Waltham | | | |
| League of Minnesota Cities | 384 | 10.4% | 40 |
| Total for Entity | \$384 | | \$40 |
| City of Wanamingo | | | |
| League of Minnesota Cities | 1,238 | 10.4% | 129 |
| Total for Entity | \$1,238 | | \$129 |
| City of Wanda | | | |
| League of Minnesota Cities | 384 | 10.4% | 40 |
| Minnesota Association of Small Cities | 159 | 70.0% | 111 |
| Total for Entity | \$543 | | \$151 |
| City of Warba | | | |
| League of Minnesota Cities | 384 | 10.4% | 40 |
| Total for Entity | \$384 | | \$40 |
| City of Warren | | | |
| Coalition of Greater Minnesota Cities | 3,506 | 74.2% | 2,601 |
| League of Minnesota Cities | 1,734 | 10.4% | 180 |
| Minnesota Association of Small Cities | 853 | 70.0% | 597 |
| Total for Entity | \$6,093 | | \$3,378 |
| City of Warroad | | | |
| Coalition of Greater Minnesota Cities | 3,710 | 74.2% | 2,753 |
| League of Minnesota Cities | 1,942 | 10.4% | 202 |
| Total for Entity | \$5,652 | | \$2,955 |
| City of Waseca | | | |
| Coalition of Greater Minnesota Cities | 14,698 | 74.2% | 10,906 |
| Greater Minnesota Partnership | 1,000 | 65.9% | 659 |
| Highway 14 Partnership | 2,500 | 69.4% | 1,735 |
| League of Minnesota Cities | 8,831 | 10.4% | 918 |
| Minnesota Environmental Science and Economic Review Board | 2,718 | 17.3% | 470 |
| Total for Entity | \$29,747 | | \$14,688 |

Table 5
2015 Lobbying Expenditures Paid With Association Dues
Listed by Entity

| Name of Entity (County) Association Name | Total Local Government Dues | Proportion of Dues Used for Lobbying | Total Dues Used for Lobbying |
|---|--|---|---|
| City of Watertown | | | |
| Association of Metropolitan Municipalities | 1,955 | 33.7% | 659 |
| League of Minnesota Cities | 4,424 | 10.4% | 460 |
| Total for Entity | \$6,379 | | \$1,119 |
| City of Waterville | | | |
| League of Minnesota Cities | 2,042 | 10.4% | 212 |
| Minnesota Association of Small Cities | 998 | 70.0% | 699 |
| Total for Entity | \$3,040 | | \$911 |
| City of Watkins | | | |
| League of Minnesota Cities | 1,100 | 10.4% | 114 |
| Minnesota Association of Small Cities | 544 | 70.0% | 381 |
| Total for Entity | \$1,644 | | \$495 |
| City of Watson | | | |
| League of Minnesota Cities | 384 | 10.4% | 40 |
| Total for Entity | \$384 | | \$40 |
| City of Waubun | | | |
| League of Minnesota Cities | 543 | 10.4% | 56 |
| Total for Entity | \$543 | | \$56 |
| City of Waverly | | | |
| League of Minnesota Cities | 1,545 | 10.4% | 161 |
| Minnesota Association of Small Cities | 760 | 70.0% | 532 |
| Total for Entity | \$2,305 | | \$693 |
| City of Wayzata | | | |
| Association of Metropolitan Municipalities | 1,743 | 33.7% | 587 |
| League of Minnesota Cities | 4,678 | 10.4% | 487 |
| Total for Entity | \$6,421 | | \$1,074 |
| City of Welcome | | | |
| League of Minnesota Cities | 806 | 10.4% | 84 |
| Minnesota Association of Small Cities | 429 | 70.0% | 300 |
| Total for Entity | \$1,235 | | \$384 |

Table 5
2015 Lobbying Expenditures Paid With Association Dues
Listed by Entity

| Name of Entity (County) Association Name | Total Local Government Dues | Proportion of Dues Used for Lobbying | Total Dues Used for Lobbying |
|---|--|---|---|
| City of Wells | | | |
| League of Minnesota Cities | 2,466 | 10.4% | 256 |
| Total for Entity | \$2,466 | | \$256 |
| City of Wendell | | | |
| League of Minnesota Cities | 384 | 10.4% | 40 |
| Minnesota Association of Small Cities | 200 | 70.0% | 140 |
| Total for Entity | \$584 | | \$180 |
| City of West Concord | | | |
| League of Minnesota Cities | 933 | 10.4% | 97 |
| Total for Entity | \$933 | | \$97 |
| City of West Saint Paul | | | |
| Association of Metropolitan Municipalities | 7,131 | 33.7% | 2,403 |
| League of Minnesota Cities | 16,276 | 10.4% | 1,693 |
| Total for Entity | \$23,407 | | \$4,096 |
| City of Westbrook | | | |
| League of Minnesota Cities | 876 | 10.4% | 91 |
| Minnesota Association of Small Cities | 453 | 70.0% | 317 |
| Total for Entity | \$1,329 | | \$408 |
| City of Westport | | | |
| League of Minnesota Cities | 384 | 10.4% | 40 |
| Total for Entity | \$384 | | \$40 |
| City of Whalan | | | |
| League of Minnesota Cities | 384 | 10.4% | 40 |
| Total for Entity | \$384 | | \$40 |
| City of Wheaton | | | |
| League of Minnesota Cities | 1,547 | 10.4% | 161 |
| Total for Entity | \$1,547 | | \$161 |
| City of White Bear Lake | | | |
| Association of Metropolitan Municipalities | 7,974 | 33.7% | 2,687 |
| League of Minnesota Cities | 18,201 | 10.4% | 1,893 |
| Total for Entity | \$26,175 | | \$4,580 |

Table 5
2015 Lobbying Expenditures Paid With Association Dues
Listed by Entity

| Name of Entity (County) Association Name | Total Local Government Dues | Proportion of Dues Used for Lobbying | Total Dues Used for Lobbying |
|---|--|---|---|
| City of Wilder | | | |
| League of Minnesota Cities | 384 | 10.4% | 40 |
| Minnesota Association of Small Cities | 150 | 70.0% | 105 |
| Total for Entity | \$534 | | \$145 |
| City of Willernie | | | |
| League of Minnesota Cities | 670 | 10.4% | 70 |
| Total for Entity | \$670 | | \$70 |
| City of Williams | | | |
| League of Minnesota Cities | 384 | 10.4% | 40 |
| Total for Entity | \$384 | | \$40 |
| City of Willmar | | | |
| Coalition of Greater Minnesota Cities | 37,540 | 74.2% | 27,855 |
| League of Minnesota Cities | 16,227 | 10.4% | 1,688 |
| Minnesota Environmental Science and Economic Review Board | 5,437 | 17.3% | 941 |
| Total for Entity | \$59,204 | | \$30,484 |
| City of Willow River | | | |
| League of Minnesota Cities | 542 | 10.4% | 56 |
| Minnesota Association of Small Cities | 307 | 70.0% | 215 |
| Total for Entity | \$849 | | \$271 |
| City of Wilmont | | | |
| League of Minnesota Cities | 479 | 10.4% | 50 |
| Total for Entity | \$479 | | \$50 |
| City of Wilton | | | |
| League of Minnesota Cities | 394 | 10.4% | 41 |
| Total for Entity | \$394 | | \$41 |
| City of Windom | | | |
| Coalition of Greater Minnesota Cities | 7,423 | 74.2% | 5,508 |
| League of Minnesota Cities | 4,840 | 10.4% | 503 |
| Minnesota Environmental Science and Economic Review Board | 1,772 | 17.3% | 307 |
| Total for Entity | \$14,035 | | \$6,318 |

Table 5
2015 Lobbying Expenditures Paid With Association Dues
Listed by Entity

| Name of Entity (County) Association Name | Total Local Government Dues | Proportion of Dues Used for Lobbying | Total Dues Used for Lobbying |
|---|--|---|---|
| City of Winger | | | |
| League of Minnesota Cities | 384 | 10.4% | 40 |
| Total for Entity | \$384 | | \$40 |
| City of Winnebago | | | |
| League of Minnesota Cities | 1,567 | 10.4% | 163 |
| Total for Entity | \$1,567 | | \$163 |
| City of Winona | | | |
| Coalition of Greater Minnesota Cities | 59,009 | 74.2% | 43,785 |
| Greater Minnesota Parks and Trails | 300 | 48.8% | 146 |
| League of Minnesota Cities | 19,668 | 10.4% | 2,045 |
| Minnesota Environmental Science and Economic Review Board | 6,800 | 17.3% | 1,176 |
| Total for Entity | \$85,777 | | \$47,152 |
| City of Winsted | | | |
| Coalition of Greater Minnesota Cities | 2,241 | 74.2% | 1,663 |
| League of Minnesota Cities | 2,477 | 10.4% | 258 |
| Total for Entity | \$4,718 | | \$1,921 |
| City of Winthrop | | | |
| League of Minnesota Cities | 1,550 | 10.4% | 161 |
| Minnesota Association of Small Cities | 780 | 70.0% | 546 |
| Total for Entity | \$2,330 | | \$707 |
| City of Winton | | | |
| League of Minnesota Cities | 384 | 10.4% | 40 |
| Total for Entity | \$384 | | \$40 |
| City of Wolf Lake | | | |
| League of Minnesota Cities | 384 | 10.4% | 40 |
| Total for Entity | \$384 | | \$40 |
| City of Wolverton | | | |
| League of Minnesota Cities | 384 | 10.4% | 40 |
| Minnesota Association of Small Cities | 184 | 70.0% | 129 |
| Total for Entity | \$568 | | \$169 |

Table 5
2015 Lobbying Expenditures Paid With Association Dues
Listed by Entity

| Name of Entity (County) Association Name | Total Local Government Dues | Proportion of Dues Used for Lobbying | Total Dues Used for Lobbying |
|---|--|---|---|
| City of Wood Lake | | | |
| League of Minnesota Cities | 564 | 10.4% | 59 |
| Minnesota Association of Small Cities | 309 | 70.0% | 216 |
| Total for Entity | \$873 | | \$275 |
| City of Woodbury | | | |
| Association of Metropolitan Municipalities | 13,616 | 33.7% | 4,589 |
| League of Minnesota Cities | 31,251 | 10.4% | 3,250 |
| Municipal Legislative Commission | 10,500 | 87.1% | 9,146 |
| Total for Entity | \$55,367 | | \$16,985 |
| City of Woodland | | | |
| League of Minnesota Cities | 619 | 10.4% | 64 |
| Total for Entity | \$619 | | \$64 |
| City of Woodstock | | | |
| League of Minnesota Cities | 384 | 10.4% | 40 |
| Total for Entity | \$384 | | \$40 |
| City of Worthington | | | |
| Coalition of Greater Minnesota Cities | 21,097 | 74.2% | 15,654 |
| Greater Minnesota Partnership | 1,500 | 65.9% | 988 |
| League of Minnesota Cities | 11,465 | 10.4% | 1,192 |
| Total for Entity | \$34,062 | | \$17,834 |
| City of Wrenshall | | | |
| League of Minnesota Cities | 542 | 10.4% | 56 |
| Total for Entity | \$542 | | \$56 |
| City of Wright | | | |
| League of Minnesota Cities | 384 | 10.4% | 40 |
| Total for Entity | \$384 | | \$40 |
| City of Wykoff | | | |
| League of Minnesota Cities | 583 | 10.4% | 61 |
| Minnesota Association of Small Cities | 319 | 70.0% | 223 |
| Total for Entity | \$902 | | \$284 |

Table 5
2015 Lobbying Expenditures Paid With Association Dues
Listed by Entity

| Name of Entity (County) Association Name | Total Local Government Dues | Proportion of Dues Used for Lobbying | Total Dues Used for Lobbying |
|---|--|---|---|
| City of Wyoming | | | |
| League of Minnesota Cities | 7,577 | 10.4% | 788 |
| Total for Entity | \$7,577 | | \$788 |
| City of Zemple | | | |
| League of Minnesota Cities | 384 | 10.4% | 40 |
| Total for Entity | \$384 | | \$40 |
| City of Zimmerman | | | |
| League of Minnesota Cities | 5,455 | 10.4% | 567 |
| Total for Entity | \$5,455 | | \$567 |
| City of Zumbro Falls | | | |
| League of Minnesota Cities | 384 | 10.4% | 40 |
| Total for Entity | \$384 | | \$40 |
| City of Zumbrota | | | |
| Greater Minnesota Parks and Trails | 150 | 48.8% | 73 |
| League of Minnesota Cities | 3,530 | 10.4% | 367 |
| Total for Entity | \$3,680 | | \$440 |
| Claremont Township (Dodge) | | | |
| Minnesota Association of Townships | 487 | 9.0% | 44 |
| Total for Entity | \$487 | | \$44 |
| Clark Township (Aitkin) | | | |
| Minnesota Association of Townships | 319 | 9.0% | 29 |
| Total for Entity | \$319 | | \$29 |
| Clark Township (Faribault) | | | |
| Minnesota Association of Townships | 420 | 9.0% | 38 |
| Total for Entity | \$420 | | \$38 |
| Clay County | | | |
| Association of Minnesota Counties | 18,205 | 14.2% | 2,585 |
| Minnesota Rural Counties Caucus | 2,100 | 50.0% | 1,050 |
| Total for Entity | \$20,305 | | \$3,635 |

Table 5
2015 Lobbying Expenditures Paid With Association Dues
Listed by Entity

| Name of Entity (County) Association Name | Total Local Government Dues | Proportion of Dues Used for Lobbying | Total Dues Used for Lobbying |
|--|--|---|---|
| Clay Soil and Water Conservation District | | | |
| Minnesota Association of Soil and Water Conservation Districts | 3,148 | 21.1% | 664 |
| Total for Entity | \$3,148 | | \$664 |
| Clay Township (Hubbard) | | | |
| Minnesota Association of Townships | 294 | 9.0% | 26 |
| Total for Entity | \$294 | | \$26 |
| Clayton Township (Mower) | | | |
| Minnesota Association of Townships | 318 | 9.0% | 29 |
| Total for Entity | \$318 | | \$29 |
| Clear Lake Township (Sherburne) | | | |
| Minnesota Association of Townships | 914 | 9.0% | 82 |
| Total for Entity | \$914 | | \$82 |
| Clearwater County | | | |
| Association of Minnesota Counties | 5,270 | 14.2% | 748 |
| Greater Minnesota Parks and Trails | 150 | 48.8% | 73 |
| Minnesota Rural Counties Caucus | 2,100 | 50.0% | 1,050 |
| Total for Entity | \$7,520 | | \$1,871 |
| Clearwater River Watershed District | | | |
| League of Minnesota Cities | 1,775 | 10.4% | 185 |
| Minnesota Association of Watershed Districts | 1,792 | 46.7% | 837 |
| Total for Entity | \$3,567 | | \$1,022 |
| Clearwater Soil and Water Conservation District | | | |
| Minnesota Association of Soil and Water Conservation Districts | 2,248 | 21.1% | 474 |
| Total for Entity | \$2,248 | | \$474 |
| Clearwater Township (Wright) | | | |
| Minnesota Association of Townships | 844 | 9.0% | 76 |
| Total for Entity | \$844 | | \$76 |
| Cleveland Township (Le Sueur) | | | |
| Minnesota Association of Townships | 552 | 9.0% | 50 |
| Total for Entity | \$552 | | \$50 |

Table 5
2015 Lobbying Expenditures Paid With Association Dues
Listed by Entity

| Name of Entity (County) Association Name | Total Local Government Dues | Proportion of Dues Used for Lobbying | Total Dues Used for Lobbying |
|---|--|---|---|
| Clifton Township (Lyon) | | | |
| Minnesota Association of Townships | 420 | 9.0% | 38 |
| Total for Entity | \$420 | | \$38 |
| Clifton Township (Traverse) | | | |
| Minnesota Association of Townships | 290 | 9.0% | 26 |
| Total for Entity | \$290 | | \$26 |
| Clinton Falls Township (Steele) | | | |
| Minnesota Association of Townships | 448 | 9.0% | 40 |
| Total for Entity | \$448 | | \$40 |
| Clinton Township (Rock) | | | |
| Minnesota Association of Townships | 427 | 9.0% | 38 |
| Total for Entity | \$427 | | \$38 |
| Clinton Township (Saint Louis) | | | |
| Minnesota Association of Townships | 734 | 9.0% | 66 |
| Total for Entity | \$734 | | \$66 |
| Clitherall Township (Otter Tail) | | | |
| Minnesota Association of Townships | 488 | 9.0% | 44 |
| Total for Entity | \$488 | | \$44 |
| Clontarf Township (Swift) | | | |
| Minnesota Association of Townships | 296 | 9.0% | 27 |
| Total for Entity | \$296 | | \$27 |
| Clover Leaf Township (Pennington) | | | |
| Minnesota Association of Townships | 296 | 9.0% | 27 |
| Total for Entity | \$296 | | \$27 |
| Clover Township (Clearwater) | | | |
| Minnesota Association of Townships | 308 | 9.0% | 28 |
| Total for Entity | \$308 | | \$28 |
| Clover Township (Hubbard) | | | |
| Minnesota Association of Townships | 322 | 9.0% | 29 |
| Total for Entity | \$322 | | \$29 |

Table 5
2015 Lobbying Expenditures Paid With Association Dues
Listed by Entity

| Name of Entity (County) Association Name | Total Local Government Dues | Proportion of Dues Used for Lobbying | Total Dues Used for Lobbying |
|---|--|---|---|
| Clover Township (Mahnomen) | | | |
| Minnesota Association of Townships | 314 | 9.0% | 28 |
| Total for Entity | \$314 | | \$28 |
| Clover Township (Pine) | | | |
| Minnesota Association of Townships | 471 | 9.0% | 42 |
| Total for Entity | \$471 | | \$42 |
| Clow Township (Kittson) | | | |
| Minnesota Association of Townships | 285 | 9.0% | 26 |
| Total for Entity | \$285 | | \$26 |
| Cokato Township (Wright) | | | |
| Minnesota Association of Townships | 840 | 9.0% | 76 |
| Total for Entity | \$840 | | \$76 |
| Colfax Township (Kandiyohi) | | | |
| Minnesota Association of Townships | 516 | 9.0% | 46 |
| Total for Entity | \$516 | | \$46 |
| Collegeville Township (Stearns) | | | |
| Minnesota Association of Townships | 1,492 | 9.0% | 134 |
| Total for Entity | \$1,492 | | \$134 |
| Collins Township (McLeod) | | | |
| Minnesota Association of Townships | 484 | 9.0% | 44 |
| Total for Entity | \$484 | | \$44 |
| Collinwood Township (Meeker) | | | |
| Minnesota Association of Townships | 769 | 9.0% | 69 |
| Total for Entity | \$769 | | \$69 |
| Columbia Township (Polk) | | | |
| Minnesota Association of Townships | 492 | 9.0% | 44 |
| Total for Entity | \$492 | | \$44 |
| Colvin Township (Saint Louis) | | | |
| Minnesota Association of Townships | 440 | 9.0% | 40 |
| Total for Entity | \$440 | | \$40 |

Table 5
2015 Lobbying Expenditures Paid With Association Dues
Listed by Entity

| Name of Entity (County) Association Name | Total Local Government Dues | Proportion of Dues Used for Lobbying | Total Dues Used for Lobbying |
|--|--|---|---|
| Comfort Lake Forest Lake Watershed District | | | |
| League of Minnesota Cities | 1,775 | 10.4% | 185 |
| Minnesota Association of Watershed Districts | 2,061 | 46.7% | 962 |
| Total for Entity | \$3,836 | | \$1,147 |
| Comfort Township (Kanabec) | | | |
| Minnesota Association of Townships | 746 | 9.0% | 67 |
| Total for Entity | \$746 | | \$67 |
| Como Township (Marshall) | | | |
| Minnesota Association of Townships | 283 | 9.0% | 25 |
| Total for Entity | \$283 | | \$25 |
| Compton Township (Otter Tail) | | | |
| Minnesota Association of Townships | 596 | 9.0% | 54 |
| Total for Entity | \$596 | | \$54 |
| Comstock Township (Marshall) | | | |
| Minnesota Association of Townships | 304 | 9.0% | 27 |
| Total for Entity | \$304 | | \$27 |
| Concord Township (Dodge) | | | |
| Minnesota Association of Townships | 526 | 9.0% | 47 |
| Total for Entity | \$526 | | \$47 |
| Connelly Township (Wilkin) | | | |
| Minnesota Association of Townships | 307 | 9.0% | 28 |
| Total for Entity | \$307 | | \$28 |
| Cook County | | | |
| Arrowhead Counties Association | 2,750 | 80.0% | 2,200 |
| Association of Minnesota Counties | 4,995 | 14.2% | 709 |
| Greater Minnesota Parks and Trails | 150 | 48.8% | 73 |
| Total for Entity | \$7,895 | | \$2,982 |
| Cook County Soil and Water Conservation District | | | |
| Minnesota Association of Soil and Water Conservation Districts | 2,248 | 21.1% | 474 |
| Total for Entity | \$2,248 | | \$474 |

Table 5
2015 Lobbying Expenditures Paid With Association Dues
Listed by Entity

| Name of Entity (County) Association Name | Total Local Government Dues | Proportion of Dues Used for Lobbying | Total Dues Used for Lobbying |
|---|--|---|---|
| Coon Creek Township (Lyon) | | | |
| Minnesota Association of Townships | 343 | 9.0% | 31 |
| Total for Entity | \$343 | | \$31 |
| Coon Creek Watershed District | | | |
| League of Minnesota Cities | 1,775 | 10.4% | 185 |
| Minnesota Association of Watershed Districts | 3,500 | 46.7% | 1,634 |
| Total for Entity | \$5,275 | | \$1,819 |
| Copley Township (Clearwater) | | | |
| Minnesota Association of Townships | 621 | 9.0% | 56 |
| Total for Entity | \$621 | | \$56 |
| Cordova Township (Le Sueur) | | | |
| Minnesota Association of Townships | 489 | 9.0% | 44 |
| Total for Entity | \$489 | | \$44 |
| Corinna Township (Wright) | | | |
| Minnesota Association of Townships | 1,174 | 9.0% | 106 |
| Total for Entity | \$1,174 | | \$106 |
| Corliss Township (Otter Tail) | | | |
| Minnesota Association of Townships | 500 | 9.0% | 45 |
| Total for Entity | \$500 | | \$45 |
| Cormant Township (Beltrami) | | | |
| Minnesota Association of Townships | 322 | 9.0% | 29 |
| Total for Entity | \$322 | | \$29 |
| Cormorant Lakes Watershed District | | | |
| Minnesota Association of Watershed Districts | 629 | 46.7% | 294 |
| Total for Entity | \$629 | | \$294 |
| Cormorant Township (Becker) | | | |
| Minnesota Association of Townships | 751 | 9.0% | 68 |
| Total for Entity | \$751 | | \$68 |
| Cornish Township (Aitkin) | | | |
| Minnesota Association of Townships | 280 | 9.0% | 25 |
| Total for Entity | \$280 | | \$25 |

Table 5
2015 Lobbying Expenditures Paid With Association Dues
Listed by Entity

| Name of Entity (County) Association Name | Total Local Government Dues | Proportion of Dues Used for Lobbying | Total Dues Used for Lobbying |
|--|--|---|---|
| Cornish Township (Sibley) | | | |
| Minnesota Association of Townships | 345 | 9.0% | 31 |
| Total for Entity | \$345 | | \$31 |
| Cosmos Township (Meeker) | | | |
| Minnesota Association of Townships | 340 | 9.0% | 31 |
| Total for Entity | \$340 | | \$31 |
| Cotton Township (Saint Louis) | | | |
| Minnesota Association of Townships | 478 | 9.0% | 43 |
| Total for Entity | \$478 | | \$43 |
| Cottonwood County | | | |
| Association of Minnesota Counties | 7,507 | 14.2% | 1,066 |
| Greater Minnesota Parks and Trails | 225 | 48.8% | 110 |
| Minnesota Rural Counties Caucus | 2,100 | 50.0% | 1,050 |
| Total for Entity | \$9,832 | | \$2,226 |
| Cottonwood Soil and Water Conservation District | | | |
| Minnesota Association of Soil and Water Conservation Districts | 2,248 | 21.1% | 474 |
| Total for Entity | \$2,248 | | \$474 |
| Cottonwood Township (Brown) | | | |
| Minnesota Association of Townships | 601 | 9.0% | 54 |
| Total for Entity | \$601 | | \$54 |
| Courtland Township (Nicollet) | | | |
| Minnesota Association of Townships | 535 | 9.0% | 48 |
| Total for Entity | \$535 | | \$48 |
| Crane Lake Township (Saint Louis) | | | |
| Minnesota Association of Townships | 296 | 9.0% | 27 |
| Total for Entity | \$296 | | \$27 |
| Crane Lake Water and Sanitary District | | | |
| League of Minnesota Cities | 1,775 | 10.4% | 185 |
| Total for Entity | \$1,775 | | \$185 |

Table 5
2015 Lobbying Expenditures Paid With Association Dues
Listed by Entity

| Name of Entity (County) Association Name | Total Local Government Dues | Proportion of Dues Used for Lobbying | Total Dues Used for Lobbying |
|---|--|---|---|
| Crate Township (Chippewa) | | | |
| Minnesota Association of Townships | 334 | 9.0% | 30 |
| Total for Entity | \$334 | | \$30 |
| Credit River Township (Scott) | | | |
| Minnesota Association of Townships | 2,148 | 9.0% | 193 |
| Total for Entity | \$2,148 | | \$193 |
| Croke Township (Traverse) | | | |
| Minnesota Association of Townships | 293 | 9.0% | 26 |
| Total for Entity | \$293 | | \$26 |
| Cromwell Township (Clay) | | | |
| Minnesota Association of Townships | 453 | 9.0% | 41 |
| Total for Entity | \$453 | | \$41 |
| Crooked Creek Township (Houston) | | | |
| Minnesota Association of Townships | 430 | 9.0% | 39 |
| Total for Entity | \$430 | | \$39 |
| Crooked Creek Watershed District | | | |
| Minnesota Association of Watershed Districts | 420 | 46.7% | 196 |
| Total for Entity | \$420 | | \$196 |
| Crooked Lake Township (Cass) | | | |
| Minnesota Association of Townships | 509 | 9.0% | 46 |
| Total for Entity | \$509 | | \$46 |
| Crooks Township (Renville) | | | |
| Minnesota Association of Townships | 331 | 9.0% | 30 |
| Total for Entity | \$331 | | \$30 |
| Crookston Township (Polk) | | | |
| Minnesota Association of Townships | 472 | 9.0% | 42 |
| Total for Entity | \$472 | | \$42 |
| Crosby Township (Pine) | | | |
| Minnesota Association of Townships | 299 | 9.0% | 27 |
| Total for Entity | \$299 | | \$27 |

Table 5
2015 Lobbying Expenditures Paid With Association Dues
Listed by Entity

| Name of Entity (County) Association Name | Total Local Government Dues | Proportion of Dues Used for Lobbying | Total Dues Used for Lobbying |
|--|--|---|---|
| Crow Lake Township (Stearns) | | | |
| Minnesota Association of Townships | 440 | 9.0% | 40 |
| Total for Entity | \$440 | | \$40 |
| Crow River Township (Stearns) | | | |
| Minnesota Association of Townships | 444 | 9.0% | 40 |
| Total for Entity | \$444 | | \$40 |
| Crow Wing County | | | |
| Association of Minnesota Counties | 20,442 | 14.2% | 2,903 |
| Greater Minnesota Parks and Trails | 300 | 48.8% | 146 |
| Minnesota Inter-County Association | 16,734 | 37.9% | 6,342 |
| Total for Entity | \$37,476 | | \$9,391 |
| Crow Wing Lake Township (Hubbard) | | | |
| Minnesota Association of Townships | 449 | 9.0% | 40 |
| Total for Entity | \$449 | | \$40 |
| Crow Wing Soil and Water Conservation District | | | |
| Minnesota Association of Soil and Water Conservation Districts | 3,148 | 21.1% | 664 |
| Total for Entity | \$3,148 | | \$664 |
| Crow Wing Township (Crow Wing) | | | |
| Minnesota Association of Townships | 1,053 | 9.0% | 95 |
| Total for Entity | \$1,053 | | \$95 |
| Crystal Bay Township (Lake) | | | |
| Minnesota Association of Townships | 489 | 9.0% | 44 |
| Total for Entity | \$489 | | \$44 |
| Cuba Township (Becker) | | | |
| Minnesota Association of Townships | 435 | 9.0% | 39 |
| Total for Entity | \$435 | | \$39 |
| Culdrum Township (Morrison) | | | |
| Minnesota Association of Townships | 493 | 9.0% | 44 |
| Total for Entity | \$493 | | \$44 |

Table 5
2015 Lobbying Expenditures Paid With Association Dues
Listed by Entity

| Name of Entity (County) Association Name | Total Local Government Dues | Proportion of Dues Used for Lobbying | Total Dues Used for Lobbying |
|--|--|---|---|
| Culver Township (Saint Louis) | | | |
| Minnesota Association of Townships | 437 | 9.0% | 39 |
| Total for Entity | \$437 | | \$39 |
| Cushing Township (Morrison) | | | |
| Minnesota Association of Townships | 563 | 9.0% | 51 |
| Total for Entity | \$563 | | \$51 |
| Custer Township (Lyon) | | | |
| Minnesota Association of Townships | 331 | 9.0% | 30 |
| Total for Entity | \$331 | | \$30 |
| Daggett Brook Township (Crow Wing) | | | |
| Minnesota Association of Townships | 518 | 9.0% | 47 |
| Total for Entity | \$518 | | \$47 |
| Dahlgren Township (Carver) | | | |
| Minnesota Association of Townships | 829 | 9.0% | 75 |
| Total for Entity | \$829 | | \$75 |
| Dailey Township (Mille Lacs) | | | |
| Minnesota Association of Townships | 343 | 9.0% | 31 |
| Total for Entity | \$343 | | \$31 |
| Dakota County | | | |
| Association of Minnesota Counties | 49,168 | 14.2% | 6,982 |
| Minnesota Inter-County Association | 108,194 | 37.9% | 41,006 |
| Total for Entity | \$157,362 | | \$47,988 |
| Dakota County Soil and Water Conservation District | | | |
| Minnesota Association of Soil and Water Conservation Districts | 3,148 | 21.1% | 664 |
| Total for Entity | \$3,148 | | \$664 |
| Dalbo Township (Isanti) | | | |
| Minnesota Association of Townships | 585 | 9.0% | 53 |
| Total for Entity | \$585 | | \$53 |
| Dale Township (Cottonwood) | | | |
| Minnesota Association of Townships | 317 | 9.0% | 29 |
| Total for Entity | \$317 | | \$29 |

Table 5
2015 Lobbying Expenditures Paid With Association Dues
Listed by Entity

| Name of Entity (County) Association Name | Total Local Government Dues | Proportion of Dues Used for Lobbying | Total Dues Used for Lobbying |
|---|--|---|---|
| Dane Prairie Township (Otter Tail) | | | |
| Minnesota Association of Townships | 626 | 9.0% | 56 |
| Total for Entity | \$626 | | \$56 |
| Danforth Township (Pine) | | | |
| Minnesota Association of Townships | 295 | 9.0% | 27 |
| Total for Entity | \$295 | | \$27 |
| Danielson Township (Meeker) | | | |
| Minnesota Association of Townships | 431 | 9.0% | 39 |
| Total for Entity | \$431 | | \$39 |
| Danville Township (Blue Earth) | | | |
| Minnesota Association of Townships | 346 | 9.0% | 31 |
| Total for Entity | \$346 | | \$31 |
| Darling Township (Morrison) | | | |
| Minnesota Association of Townships | 503 | 9.0% | 45 |
| Total for Entity | \$503 | | \$45 |
| Darnen Township (Stevens) | | | |
| Minnesota Association of Townships | 433 | 9.0% | 39 |
| Total for Entity | \$433 | | \$39 |
| Darwin Township (Meeker) | | | |
| Minnesota Association of Townships | 561 | 9.0% | 50 |
| Total for Entity | \$561 | | \$50 |
| Dassel Township (Meeker) | | | |
| Minnesota Association of Townships | 886 | 9.0% | 80 |
| Total for Entity | \$886 | | \$80 |
| Davis Township (Kittson) | | | |
| Minnesota Association of Townships | 279 | 9.0% | 25 |
| Total for Entity | \$279 | | \$25 |
| Dawson (Johnson Memorial) Area Hospital District | | | |
| League of Minnesota Cities | 1,775 | 10.4% | 185 |
| Total for Entity | \$1,775 | | \$185 |

Table 5
2015 Lobbying Expenditures Paid With Association Dues
Listed by Entity

| Name of Entity (County) Association Name | Total Local Government Dues | Proportion of Dues Used for Lobbying | Total Dues Used for Lobbying |
|---|--|---|---|
| Dead Lake Township (Otter Tail) | | | |
| Minnesota Association of Townships | 500 | 9.0% | 45 |
| Total for Entity | \$500 | | \$45 |
| Decoria Township (Blue Earth) | | | |
| Minnesota Association of Townships | 763 | 9.0% | 69 |
| Total for Entity | \$763 | | \$69 |
| Deer Creek Township (Otter Tail) | | | |
| Minnesota Association of Townships | 446 | 9.0% | 40 |
| Total for Entity | \$446 | | \$40 |
| Deer Park Township (Pennington) | | | |
| Minnesota Association of Townships | 310 | 9.0% | 28 |
| Total for Entity | \$310 | | \$28 |
| Deer River Township (Itasca) | | | |
| Minnesota Association of Townships | 564 | 9.0% | 51 |
| Total for Entity | \$564 | | \$51 |
| Deer Township (Roseau) | | | |
| Minnesota Association of Townships | 304 | 9.0% | 27 |
| Total for Entity | \$304 | | \$27 |
| Deerfield Township (Cass) | | | |
| Minnesota Association of Townships | 309 | 9.0% | 28 |
| Total for Entity | \$309 | | \$28 |
| Deerfield Township (Steele) | | | |
| Minnesota Association of Townships | 506 | 9.0% | 46 |
| Total for Entity | \$506 | | \$46 |
| Deerhorn Township (Wilkin) | | | |
| Minnesota Association of Townships | 300 | 9.0% | 27 |
| Total for Entity | \$300 | | \$27 |
| Deerwood Township (Crow Wing) | | | |
| Minnesota Association of Townships | 825 | 9.0% | 74 |
| Total for Entity | \$825 | | \$74 |

Table 5
2015 Lobbying Expenditures Paid With Association Dues
Listed by Entity

| Name of Entity (County) Association Name | Total Local Government Dues | Proportion of Dues Used for Lobbying | Total Dues Used for Lobbying |
|---|--|---|---|
| Deerwood Township (Kittson) | | | |
| Minnesota Association of Townships | 320 | 9.0% | 29 |
| Total for Entity | \$320 | | \$29 |
| Delafield Township (Jackson) | | | |
| Minnesota Association of Townships | 340 | 9.0% | 31 |
| Total for Entity | \$340 | | \$31 |
| Delavan Township (Faribault) | | | |
| Minnesota Association of Townships | 342 | 9.0% | 31 |
| Total for Entity | \$342 | | \$31 |
| Delaware Township (Grant) | | | |
| Minnesota Association of Townships | 301 | 9.0% | 27 |
| Total for Entity | \$301 | | \$27 |
| Delhi Township (Redwood) | | | |
| Minnesota Association of Townships | 432 | 9.0% | 39 |
| Total for Entity | \$432 | | \$39 |
| Dell Grove Township (Pine) | | | |
| Minnesota Association of Townships | 555 | 9.0% | 50 |
| Total for Entity | \$555 | | \$50 |
| Delton Township (Cottonwood) | | | |
| Minnesota Association of Townships | 310 | 9.0% | 28 |
| Total for Entity | \$310 | | \$28 |
| Denmark Township (Washington) | | | |
| Minnesota Association of Townships | 987 | 9.0% | 89 |
| Total for Entity | \$987 | | \$89 |
| Denver Township (Rock) | | | |
| Minnesota Association of Townships | 324 | 9.0% | 29 |
| Total for Entity | \$324 | | \$29 |
| Derrynane Township (Le Sueur) | | | |
| Minnesota Association of Townships | 503 | 9.0% | 45 |
| Total for Entity | \$503 | | \$45 |

Table 5
2015 Lobbying Expenditures Paid With Association Dues
Listed by Entity

| Name of Entity (County) Association Name | Total Local Government Dues | Proportion of Dues Used for Lobbying | Total Dues Used for Lobbying |
|--|--|---|---|
| Des Moines River Township (Murray) | | | |
| Minnesota Association of Townships | 310 | 9.0% | 28 |
| Total for Entity | \$310 | | \$28 |
| Des Moines Township (Jackson) | | | |
| Minnesota Association of Townships | 342 | 9.0% | 31 |
| Total for Entity | \$342 | | \$31 |
| Detroit Township (Becker) | | | |
| Minnesota Association of Townships | 1,053 | 9.0% | 95 |
| Total for Entity | \$1,053 | | \$95 |
| Dewald Township (Nobles) | | | |
| Minnesota Association of Townships | 350 | 9.0% | 32 |
| Total for Entity | \$350 | | \$32 |
| Dewey Township (Roseau) | | | |
| Minnesota Association of Townships | 310 | 9.0% | 28 |
| Total for Entity | \$310 | | \$28 |
| Dexter Township (Mower) | | | |
| Minnesota Association of Townships | 440 | 9.0% | 40 |
| Total for Entity | \$440 | | \$40 |
| Diamond Lake Township (Lincoln) | | | |
| Minnesota Association of Townships | 335 | 9.0% | 30 |
| Total for Entity | \$335 | | \$30 |
| Dieter Township (Roseau) | | | |
| Minnesota Association of Townships | 317 | 9.0% | 29 |
| Total for Entity | \$317 | | \$29 |
| Dodge County | | | |
| Association of Minnesota Counties | 9,939 | 14.2% | 1,411 |
| Highway 14 Partnership | 2,500 | 69.4% | 1,735 |
| Total for Entity | \$12,439 | | \$3,146 |
| Dodge Soil and Water Conservation District | | | |
| Minnesota Association of Soil and Water Conservation Districts | 2,521 | 21.1% | 532 |
| Total for Entity | \$2,521 | | \$532 |

Table 5
2015 Lobbying Expenditures Paid With Association Dues
Listed by Entity

| Name of Entity (County) Association Name | Total Local Government Dues | Proportion of Dues Used for Lobbying | Total Dues Used for Lobbying |
|--|-----------------------------------|---|---------------------------------------|
| Dollymount Township (Traverse) | | | |
| Minnesota Association of Townships | 294 | 9.0% | 26 |
| Total for Entity | \$294 | | \$26 |
| Donnelly Township (Marshall) | | | |
| Minnesota Association of Townships | 275 | 9.0% | 25 |
| Total for Entity | \$275 | | \$25 |
| Donnelly Township (Stevens) | | | |
| Minnesota Association of Townships | 300 | 9.0% | 27 |
| Total for Entity | \$300 | | \$27 |
| Dora Township (Otter Tail) | | | |
| Minnesota Association of Townships | 571 | 9.0% | 51 |
| Total for Entity | \$571 | | \$51 |
| Douglas County | | | |
| Association of Minnesota Counties | 14,502 | 14.2% | 2,059 |
| Greater Minnesota Parks and Trails | 300 | 48.8% | 146 |
| Minnesota Rural Counties Caucus | 2,100 | 50.0% | 1,050 |
| Total for Entity | \$16,902 | | \$3,255 |
| Douglas County Housing and Redevelopment Authority | | | |
| League of Minnesota Cities | 1,775 | 10.4% | 185 |
| Total for Entity | \$1,775 | | \$185 |
| Douglas Soil and Water Conservation District | | | |
| Minnesota Association of Soil and Water Conservation Districts | 3,148 | 21.1% | 664 |
| Total for Entity | \$3,148 | | \$664 |
| Douglas Township (Dakota) | | | |
| Minnesota Association of Townships | 574 | 9.0% | 52 |
| Total for Entity | \$574 | | \$52 |
| Dover Township (Olmsted) | | | |
| Minnesota Association of Townships | 468 | 9.0% | 42 |
| Total for Entity | \$468 | | \$42 |

Table 5
2015 Lobbying Expenditures Paid With Association Dues
Listed by Entity

| Name of Entity (County) Association Name | Total Local Government Dues | Proportion of Dues Used for Lobbying | Total Dues Used for Lobbying |
|---|--|---|---|
| Dover, Eyota, Saint Charles Area Sanitary District | | | |
| League of Minnesota Cities | 1,775 | 10.4% | 185 |
| Total for Entity | \$1,775 | | \$185 |
| Dovray Township (Murray) | | | |
| Minnesota Association of Townships | 317 | 9.0% | 29 |
| Total for Entity | \$317 | | \$29 |
| Dovre Township (Kandiyohi) | | | |
| Minnesota Association of Townships | 1,091 | 9.0% | 98 |
| Total for Entity | \$1,091 | | \$98 |
| Drammen Township (Lincoln) | | | |
| Minnesota Association of Townships | 308 | 9.0% | 28 |
| Total for Entity | \$308 | | \$28 |
| Dresbach Township (Winona) | | | |
| Minnesota Association of Townships | 482 | 9.0% | 43 |
| Total for Entity | \$482 | | \$43 |
| Dryden Township (Sibley) | | | |
| Minnesota Association of Townships | 429 | 9.0% | 39 |
| Total for Entity | \$429 | | \$39 |
| Dublin Township (Swift) | | | |
| Minnesota Association of Townships | 318 | 9.0% | 29 |
| Total for Entity | \$318 | | \$29 |
| Dudley Township (Clearwater) | | | |
| Minnesota Association of Townships | 468 | 9.0% | 42 |
| Total for Entity | \$468 | | \$42 |
| Duluth Entertainment and Convention Center Authority | | | |
| League of Minnesota Cities | 1,775 | 10.4% | 185 |
| Total for Entity | \$1,775 | | \$185 |
| Duluth Seaway Port Authority | | | |
| Minnesota Ports Association | 13,834 | 100.0% | 13,834 |
| Total for Entity | \$13,834 | | \$13,834 |

Table 5
2015 Lobbying Expenditures Paid With Association Dues
Listed by Entity

| Name of Entity (County) Association Name | Total Local Government Dues | Proportion of Dues Used for Lobbying | Total Dues Used for Lobbying |
|---|--|---|---|
| Duluth Township (Saint Louis) | | | |
| Minnesota Association of Townships | 1,045 | 9.0% | 94 |
| Total for Entity | \$1,045 | | \$94 |
| Dunbar Township (Faribault) | | | |
| Minnesota Association of Townships | 428 | 9.0% | 39 |
| Total for Entity | \$428 | | \$39 |
| Dunn Township (Otter Tail) | | | |
| Minnesota Association of Townships | 629 | 9.0% | 57 |
| Total for Entity | \$629 | | \$57 |
| Durand Township (Beltrami) | | | |
| Minnesota Association of Townships | 345 | 9.0% | 31 |
| Total for Entity | \$345 | | \$31 |
| Eagle Lake Township (Otter Tail) | | | |
| Minnesota Association of Townships | 463 | 9.0% | 42 |
| Total for Entity | \$463 | | \$42 |
| Eagle Point Township (Marshall) | | | |
| Minnesota Association of Townships | 275 | 9.0% | 25 |
| Total for Entity | \$275 | | \$25 |
| Eagle Township (Carlton) | | | |
| Minnesota Association of Townships | 522 | 9.0% | 47 |
| Total for Entity | \$522 | | \$47 |
| Eagle Valley Township (Todd) | | | |
| Minnesota Association of Townships | 510 | 9.0% | 46 |
| Total for Entity | \$510 | | \$46 |
| Eagle View Township (Becker) | | | |
| Minnesota Association of Townships | 311 | 9.0% | 28 |
| Total for Entity | \$311 | | \$28 |
| Eagles Nest Township (Saint Louis) | | | |
| Minnesota Association of Townships | 347 | 9.0% | 31 |
| Total for Entity | \$347 | | \$31 |

Table 5
2015 Lobbying Expenditures Paid With Association Dues
Listed by Entity

| Name of Entity (County) Association Name | Total Local Government Dues | Proportion of Dues Used for Lobbying | Total Dues Used for Lobbying |
|--|--|---|---|
| East Chain Township (Martin) | | | |
| Minnesota Association of Townships | 431 | 9.0% | 39 |
| Total for Entity | \$431 | | \$39 |
| East Koochiching Sanitation District | | | |
| League of Minnesota Cities | 1,775 | 10.4% | 185 |
| Total for Entity | \$1,775 | | \$185 |
| East Lake Lillian Township (Kandiyohi) | | | |
| Minnesota Association of Townships | 333 | 9.0% | 30 |
| Total for Entity | \$333 | | \$30 |
| East Park Township (Marshall) | | | |
| Minnesota Association of Townships | 277 | 9.0% | 25 |
| Total for Entity | \$277 | | \$25 |
| East Polk Soil and Water Conservation District | | | |
| Minnesota Association of Soil and Water Conservation Districts | 2,248 | 21.1% | 474 |
| Total for Entity | \$2,248 | | \$474 |
| East Side Township (Mille Lacs) | | | |
| Minnesota Association of Townships | 529 | 9.0% | 48 |
| Total for Entity | \$529 | | \$48 |
| East Valley Township (Marshall) | | | |
| Minnesota Association of Townships | 283 | 9.0% | 25 |
| Total for Entity | \$283 | | \$25 |
| Eastern Township (Otter Tail) | | | |
| Minnesota Association of Townships | 342 | 9.0% | 31 |
| Total for Entity | \$342 | | \$31 |
| Echo Township (Yellow Medicine) | | | |
| Minnesota Association of Townships | 316 | 9.0% | 28 |
| Total for Entity | \$316 | | \$28 |
| Eckles Township (Beltrami) | | | |
| Minnesota Association of Townships | 926 | 9.0% | 83 |
| Total for Entity | \$926 | | \$83 |

Table 5
2015 Lobbying Expenditures Paid With Association Dues
Listed by Entity

| Name of Entity (County) Association Name | Total Local Government Dues | Proportion of Dues Used for Lobbying | Total Dues Used for Lobbying |
|---|--|---|---|
| Eckvoll Township (Marshall) | | | |
| Minnesota Association of Townships | 293 | 9.0% | 26 |
| Total for Entity | \$293 | | \$26 |
| Eddy Township (Clearwater) | | | |
| Minnesota Association of Townships | 450 | 9.0% | 40 |
| Total for Entity | \$450 | | \$40 |
| Eden Lake Township (Stearns) | | | |
| Minnesota Association of Townships | 901 | 9.0% | 81 |
| Total for Entity | \$901 | | \$81 |
| Eden Township (Brown) | | | |
| Minnesota Association of Townships | 346 | 9.0% | 31 |
| Total for Entity | \$346 | | \$31 |
| Eden Township (Pipestone) | | | |
| Minnesota Association of Townships | 425 | 9.0% | 38 |
| Total for Entity | \$425 | | \$38 |
| Eden Township (Polk) | | | |
| Minnesota Association of Townships | 322 | 9.0% | 29 |
| Total for Entity | \$322 | | \$29 |
| Edison Township (Swift) | | | |
| Minnesota Association of Townships | 301 | 9.0% | 27 |
| Total for Entity | \$301 | | \$27 |
| Edna Township (Otter Tail) | | | |
| Minnesota Association of Townships | 623 | 9.0% | 56 |
| Total for Entity | \$623 | | \$56 |
| Edwards Township (Kandiyohi) | | | |
| Minnesota Association of Townships | 347 | 9.0% | 31 |
| Total for Entity | \$347 | | \$31 |
| Effington Township (Otter Tail) | | | |
| Minnesota Association of Townships | 421 | 9.0% | 38 |
| Total for Entity | \$421 | | \$38 |

Table 5
2015 Lobbying Expenditures Paid With Association Dues
Listed by Entity

| Name of Entity (County) Association Name | Total Local Government Dues | Proportion of Dues Used for Lobbying | Total Dues Used for Lobbying |
|---|--|---|---|
| Eglon Township (Clay) | | | |
| Minnesota Association of Townships | 511 | 9.0% | 46 |
| Total for Entity | \$511 | | \$46 |
| Eidsvold Township (Lyon) | | | |
| Minnesota Association of Townships | 346 | 9.0% | 31 |
| Total for Entity | \$346 | | \$31 |
| Elba Township (Winona) | | | |
| Minnesota Association of Townships | 440 | 9.0% | 40 |
| Total for Entity | \$440 | | \$40 |
| Elbow Lake Township (Grant) | | | |
| Minnesota Association of Townships | 315 | 9.0% | 28 |
| Total for Entity | \$315 | | \$28 |
| Eldorado Township (Stevens) | | | |
| Minnesota Association of Townships | 299 | 9.0% | 27 |
| Total for Entity | \$299 | | \$27 |
| Elgin Township (Wabasha) | | | |
| Minnesota Association of Townships | 571 | 9.0% | 51 |
| Total for Entity | \$571 | | \$51 |
| Elizabeth Township (Otter Tail) | | | |
| Minnesota Association of Townships | 601 | 9.0% | 54 |
| Total for Entity | \$601 | | \$54 |
| Elk Lake Township (Grant) | | | |
| Minnesota Association of Townships | 432 | 9.0% | 39 |
| Total for Entity | \$432 | | \$39 |
| Elk Township (Nobles) | | | |
| Minnesota Association of Townships | 421 | 9.0% | 38 |
| Total for Entity | \$421 | | \$38 |
| Elkton Township (Clay) | | | |
| Minnesota Association of Townships | 440 | 9.0% | 40 |
| Total for Entity | \$440 | | \$40 |

Table 5
2015 Lobbying Expenditures Paid With Association Dues
Listed by Entity

| Name of Entity (County) Association Name | Total Local Government Dues | Proportion of Dues Used for Lobbying | Total Dues Used for Lobbying |
|---|--|---|---|
| Ellington Township (Dodge) | | | |
| Minnesota Association of Townships | 423 | 9.0% | 38 |
| Total for Entity | \$423 | | \$38 |
| Ellsborough Township (Murray) | | | |
| Minnesota Association of Townships | 317 | 9.0% | 29 |
| Total for Entity | \$317 | | \$29 |
| Ellsburg Township (Saint Louis) | | | |
| Minnesota Association of Townships | 338 | 9.0% | 30 |
| Total for Entity | \$338 | | \$30 |
| Ellsworth Township (Meeker) | | | |
| Minnesota Association of Townships | 607 | 9.0% | 55 |
| Total for Entity | \$607 | | \$55 |
| Elm Creek Township (Martin) | | | |
| Minnesota Association of Townships | 331 | 9.0% | 30 |
| Total for Entity | \$331 | | \$30 |
| Elmdale Township (Morrison) | | | |
| Minnesota Association of Townships | 731 | 9.0% | 66 |
| Total for Entity | \$731 | | \$66 |
| Elmer Township (Pipestone) | | | |
| Minnesota Association of Townships | 340 | 9.0% | 31 |
| Total for Entity | \$340 | | \$31 |
| Elmer Township (Saint Louis) | | | |
| Minnesota Association of Townships | 318 | 9.0% | 29 |
| Total for Entity | \$318 | | \$29 |
| Elmira Township (Olmsted) | | | |
| Minnesota Association of Townships | 457 | 9.0% | 41 |
| Total for Entity | \$457 | | \$41 |
| Elmo Township (Otter Tail) | | | |
| Minnesota Association of Townships | 444 | 9.0% | 40 |
| Total for Entity | \$444 | | \$40 |

Table 5
2015 Lobbying Expenditures Paid With Association Dues
Listed by Entity

| Name of Entity (County) Association Name | Total Local Government Dues | Proportion of Dues Used for Lobbying | Total Dues Used for Lobbying |
|---|--|---|---|
| Elmore Township (Faribault) | | | |
| Minnesota Association of Townships | 326 | 9.0% | 29 |
| Total for Entity | \$326 | | \$29 |
| Elmwood Township (Clay) | | | |
| Minnesota Association of Townships | 473 | 9.0% | 43 |
| Total for Entity | \$473 | | \$43 |
| Elysian Township (Le Sueur) | | | |
| Minnesota Association of Townships | 745 | 9.0% | 67 |
| Total for Entity | \$745 | | \$67 |
| Emardville Township (Red Lake) | | | |
| Minnesota Association of Townships | 330 | 9.0% | 30 |
| Total for Entity | \$330 | | \$30 |
| Embarrass Township (Saint Louis) | | | |
| Minnesota Association of Townships | 536 | 9.0% | 48 |
| Total for Entity | \$536 | | \$48 |
| Emerald Township (Faribault) | | | |
| Minnesota Association of Townships | 341 | 9.0% | 31 |
| Total for Entity | \$341 | | \$31 |
| Emmet Township (Renville) | | | |
| Minnesota Association of Townships | 338 | 9.0% | 30 |
| Total for Entity | \$338 | | \$30 |
| Empire Township (Dakota) | | | |
| League of Minnesota Cities | 2,893 | 10.4% | 301 |
| Minnesota Association of Townships | 1,256 | 9.0% | 113 |
| Total for Entity | \$4,149 | | \$414 |
| Enstrom Township (Roseau) | | | |
| Minnesota Association of Townships | 483 | 9.0% | 43 |
| Total for Entity | \$483 | | \$43 |
| Enterprise Township (Jackson) | | | |
| Minnesota Association of Townships | 328 | 9.0% | 30 |
| Total for Entity | \$328 | | \$30 |

Table 5
2015 Lobbying Expenditures Paid With Association Dues
Listed by Entity

| Name of Entity (County) Association Name | Total Local Government Dues | Proportion of Dues Used for Lobbying | Total Dues Used for Lobbying |
|---|--|---|---|
| Equality Township (Red Lake) | | | |
| Minnesota Association of Townships | 311 | 9.0% | 28 |
| Total for Entity | \$311 | | \$28 |
| Erdahl Township (Grant) | | | |
| Minnesota Association of Townships | 449 | 9.0% | 40 |
| Total for Entity | \$449 | | \$40 |
| Erhards Grove Township (Otter Tail) | | | |
| Minnesota Association of Townships | 480 | 9.0% | 43 |
| Total for Entity | \$480 | | \$43 |
| Ericson Township (Renville) | | | |
| Minnesota Association of Townships | 332 | 9.0% | 30 |
| Total for Entity | \$332 | | \$30 |
| Erie Township (Becker) | | | |
| Minnesota Association of Townships | 950 | 9.0% | 86 |
| Total for Entity | \$950 | | \$86 |
| Erin Township (Rice) | | | |
| Minnesota Association of Townships | 614 | 9.0% | 55 |
| Total for Entity | \$614 | | \$55 |
| Espelie Township (Marshall) | | | |
| Minnesota Association of Townships | 282 | 9.0% | 25 |
| Total for Entity | \$282 | | \$25 |
| Esther Township (Polk) | | | |
| Minnesota Association of Townships | 321 | 9.0% | 29 |
| Total for Entity | \$321 | | \$29 |
| Euclid Township (Polk) | | | |
| Minnesota Association of Townships | 317 | 9.0% | 29 |
| Total for Entity | \$317 | | \$29 |
| Eureka Township (Dakota) | | | |
| Minnesota Association of Townships | 872 | 9.0% | 78 |
| Total for Entity | \$872 | | \$78 |

Table 5
2015 Lobbying Expenditures Paid With Association Dues
Listed by Entity

| Name of Entity (County) Association Name | Total Local Government Dues | Proportion of Dues Used for Lobbying | Total Dues Used for Lobbying |
|---|--|---|---|
| Evansville Township (Douglas) | | | |
| Minnesota Association of Townships | 346 | 9.0% | 31 |
| Total for Entity | \$346 | | \$31 |
| Everglade Township (Stevens) | | | |
| Minnesota Association of Townships | 301 | 9.0% | 27 |
| Total for Entity | \$301 | | \$27 |
| Evergreen Township (Becker) | | | |
| Minnesota Association of Townships | 451 | 9.0% | 41 |
| Total for Entity | \$451 | | \$41 |
| Everts Township (Otter Tail) | | | |
| Minnesota Association of Townships | 549 | 9.0% | 49 |
| Total for Entity | \$549 | | \$49 |
| Ewington Township (Jackson) | | | |
| Minnesota Association of Townships | 349 | 9.0% | 31 |
| Total for Entity | \$349 | | \$31 |
| Excel Township (Marshall) | | | |
| Minnesota Association of Townships | 439 | 9.0% | 40 |
| Total for Entity | \$439 | | \$40 |
| Eyota Township (Olmsted) | | | |
| Minnesota Association of Townships | 499 | 9.0% | 45 |
| Total for Entity | \$499 | | \$45 |
| Fahlun Township (Kandiyohi) | | | |
| Minnesota Association of Townships | 448 | 9.0% | 40 |
| Total for Entity | \$448 | | \$40 |
| Fair Haven Township (Stearns) | | | |
| Minnesota Association of Townships | 893 | 9.0% | 80 |
| Total for Entity | \$893 | | \$80 |
| Fairbanks Township (Saint Louis) | | | |
| Minnesota Association of Townships | 291 | 9.0% | 26 |
| Total for Entity | \$291 | | \$26 |

Table 5
2015 Lobbying Expenditures Paid With Association Dues
Listed by Entity

| Name of Entity (County) Association Name | Total Local Government Dues | Proportion of Dues Used for Lobbying | Total Dues Used for Lobbying |
|---|--|---|---|
| Fairfax Township (Polk) | | | |
| Minnesota Association of Townships | 333 | 9.0% | 30 |
| Total for Entity | \$333 | | \$30 |
| Fairfield Township (Crow Wing) | | | |
| Minnesota Association of Townships | 450 | 9.0% | 40 |
| Total for Entity | \$450 | | \$40 |
| Fairfield Township (Swift) | | | |
| Minnesota Association of Townships | 310 | 9.0% | 28 |
| Total for Entity | \$310 | | \$28 |
| Fairmont Township (Martin) | | | |
| Minnesota Association of Townships | 440 | 9.0% | 40 |
| Total for Entity | \$440 | | \$40 |
| Fairview Township (Cass) | | | |
| Minnesota Association of Townships | 606 | 9.0% | 55 |
| Total for Entity | \$606 | | \$55 |
| Fairview Township (Lyon) | | | |
| Minnesota Association of Townships | 459 | 9.0% | 41 |
| Total for Entity | \$459 | | \$41 |
| Falk Township (Clearwater) | | | |
| Minnesota Association of Townships | 432 | 9.0% | 39 |
| Total for Entity | \$432 | | \$39 |
| Fall Lake Township (Lake) | | | |
| Minnesota Association of Townships | 512 | 9.0% | 46 |
| Total for Entity | \$512 | | \$46 |
| Falun Township (Roseau) | | | |
| Minnesota Association of Townships | 422 | 9.0% | 38 |
| Total for Entity | \$422 | | \$38 |
| Fanny Township (Polk) | | | |
| Minnesota Association of Townships | 304 | 9.0% | 27 |
| Total for Entity | \$304 | | \$27 |

Table 5
2015 Lobbying Expenditures Paid With Association Dues
Listed by Entity

| Name of Entity (County) Association Name | Total Local Government Dues | Proportion of Dues Used for Lobbying | Total Dues Used for Lobbying |
|--|--|---|---|
| Farden Township (Hubbard) | | | |
| Minnesota Association of Townships | 776 | 9.0% | 70 |
| Total for Entity | \$776 | | \$70 |
| Faribault County | | | |
| Association of Minnesota Counties | 8,699 | 14.2% | 1,235 |
| Total for Entity | \$8,699 | | \$1,235 |
| Faribault County Soil and Water Conservation District | | | |
| Minnesota Association of Soil and Water Conservation Districts | 2,248 | 21.1% | 474 |
| Total for Entity | \$2,248 | | \$474 |
| Farley Township (Polk) | | | |
| Minnesota Association of Townships | 284 | 9.0% | 26 |
| Total for Entity | \$284 | | \$26 |
| Farm Island Township (Aitkin) | | | |
| Minnesota Association of Townships | 749 | 9.0% | 67 |
| Total for Entity | \$749 | | \$67 |
| Farming Township (Stearns) | | | |
| Minnesota Association of Townships | 658 | 9.0% | 59 |
| Total for Entity | \$658 | | \$59 |
| Farmington Township (Olmsted) | | | |
| Minnesota Association of Townships | 484 | 9.0% | 44 |
| Total for Entity | \$484 | | \$44 |
| Fawn Lake Township (Todd) | | | |
| Minnesota Association of Townships | 514 | 9.0% | 46 |
| Total for Entity | \$514 | | \$46 |
| Faxon Township (Sibley) | | | |
| Minnesota Association of Townships | 563 | 9.0% | 51 |
| Total for Entity | \$563 | | \$51 |
| Fayal Township (Saint Louis) | | | |
| League of Minnesota Cities | 1,980 | 10.4% | 206 |
| Minnesota Association of Townships | 989 | 9.0% | 89 |
| Total for Entity | \$2,969 | | \$295 |

Table 5
2015 Lobbying Expenditures Paid With Association Dues
Listed by Entity

| Name of Entity (County) Association Name | Total Local Government Dues | Proportion of Dues Used for Lobbying | Total Dues Used for Lobbying |
|--|--|---|---|
| Featherstone Township (Goodhue) | | | |
| Minnesota Association of Townships | 591 | 9.0% | 53 |
| Total for Entity | \$591 | | \$53 |
| Feeley Township (Itasca) | | | |
| Minnesota Association of Townships | 438 | 9.0% | 39 |
| Total for Entity | \$438 | | \$39 |
| Felton Township (Clay) | | | |
| Minnesota Association of Townships | 296 | 9.0% | 27 |
| Total for Entity | \$296 | | \$27 |
| Fenton Township (Murray) | | | |
| Minnesota Association of Townships | 323 | 9.0% | 29 |
| Total for Entity | \$323 | | \$29 |
| Fergus Falls Township (Otter Tail) | | | |
| Minnesota Association of Townships | 733 | 9.0% | 66 |
| Total for Entity | \$733 | | \$66 |
| Fern Township (Hubbard) | | | |
| Minnesota Association of Townships | 424 | 9.0% | 38 |
| Total for Entity | \$424 | | \$38 |
| Field Township (Saint Louis) | | | |
| Minnesota Association of Townships | 465 | 9.0% | 42 |
| Total for Entity | \$465 | | \$42 |
| Fieldon Township (Watonwan) | | | |
| Minnesota Association of Townships | 334 | 9.0% | 30 |
| Total for Entity | \$334 | | \$30 |
| Fillmore County | | | |
| Association of Minnesota Counties | 10,446 | 14.2% | 1,483 |
| Total for Entity | \$10,446 | | \$1,483 |
| Fillmore Soil and Water Conservation District | | | |
| Minnesota Association of Soil and Water Conservation Districts | 2,878 | 21.1% | 607 |
| Total for Entity | \$2,878 | | \$607 |

Table 5
2015 Lobbying Expenditures Paid With Association Dues
Listed by Entity

| Name of Entity (County) Association Name | Total Local Government Dues | Proportion of Dues Used for Lobbying | Total Dues Used for Lobbying |
|---|--|---|---|
| Fillmore Township (Fillmore) | | | |
| Minnesota Association of Townships | 489 | 9.0% | 44 |
| Total for Entity | \$489 | | \$44 |
| Fine Lakes Township (Saint Louis) | | | |
| Minnesota Association of Townships | 311 | 9.0% | 28 |
| Total for Entity | \$311 | | \$28 |
| Finlayson Township (Pine) | | | |
| Minnesota Association of Townships | 480 | 9.0% | 43 |
| Total for Entity | \$480 | | \$43 |
| Fish Lake Township (Chisago) | | | |
| Minnesota Association of Townships | 1,046 | 9.0% | 94 |
| Total for Entity | \$1,046 | | \$94 |
| Fisher Township (Polk) | | | |
| Minnesota Association of Townships | 334 | 9.0% | 30 |
| Total for Entity | \$334 | | \$30 |
| Fleming Township (Aitkin) | | | |
| Minnesota Association of Townships | 437 | 9.0% | 39 |
| Total for Entity | \$437 | | \$39 |
| Fleming Township (Pine) | | | |
| Minnesota Association of Townships | 312 | 9.0% | 28 |
| Total for Entity | \$312 | | \$28 |
| Flom Township (Norman) | | | |
| Minnesota Association of Townships | 340 | 9.0% | 31 |
| Total for Entity | \$340 | | \$31 |
| Floodwood Township (Saint Louis) | | | |
| Minnesota Association of Townships | 429 | 9.0% | 39 |
| Total for Entity | \$429 | | \$39 |
| Flora Township (Renville) | | | |
| Minnesota Association of Townships | 327 | 9.0% | 29 |
| Total for Entity | \$327 | | \$29 |

Table 5
2015 Lobbying Expenditures Paid With Association Dues
Listed by Entity

| Name of Entity (County) Association Name | Total Local Government Dues | Proportion of Dues Used for Lobbying | Total Dues Used for Lobbying |
|---|--|---|---|
| Florence Township (Goodhue) | | | |
| Minnesota Association of Townships | 923 | 9.0% | 83 |
| Total for Entity | \$923 | | \$83 |
| Florida Township (Yellow Medicine) | | | |
| Minnesota Association of Townships | 310 | 9.0% | 28 |
| Total for Entity | \$310 | | \$28 |
| Flowing Township (Clay) | | | |
| Minnesota Association of Townships | 294 | 9.0% | 26 |
| Total for Entity | \$294 | | \$26 |
| Foldahl Township (Marshall) | | | |
| Minnesota Association of Townships | 289 | 9.0% | 26 |
| Total for Entity | \$289 | | \$26 |
| Folden Township (Otter Tail) | | | |
| Minnesota Association of Townships | 438 | 9.0% | 39 |
| Total for Entity | \$438 | | \$39 |
| Folsom Township (Traverse) | | | |
| Minnesota Association of Townships | 309 | 9.0% | 28 |
| Total for Entity | \$309 | | \$28 |
| Ford Township (Kanabec) | | | |
| Minnesota Association of Townships | 330 | 9.0% | 30 |
| Total for Entity | \$330 | | \$30 |
| Forest City Township (Meeker) | | | |
| Minnesota Association of Townships | 548 | 9.0% | 49 |
| Total for Entity | \$548 | | \$49 |
| Forest Prairie Township (Meeker) | | | |
| Minnesota Association of Townships | 649 | 9.0% | 58 |
| Total for Entity | \$649 | | \$58 |
| Forest Township (Becker) | | | |
| Minnesota Association of Townships | 298 | 9.0% | 27 |
| Total for Entity | \$298 | | \$27 |

Table 5
2015 Lobbying Expenditures Paid With Association Dues
Listed by Entity

| Name of Entity (County) Association Name | Total Local Government Dues | Proportion of Dues Used for Lobbying | Total Dues Used for Lobbying |
|---|--|---|---|
| Forest Township (Rice) | | | |
| Minnesota Association of Townships | 807 | 9.0% | 73 |
| Total for Entity | \$807 | | \$73 |
| Forestville Township (Fillmore) | | | |
| Minnesota Association of Townships | 452 | 9.0% | 41 |
| Total for Entity | \$452 | | \$41 |
| Fork Township (Marshall) | | | |
| Minnesota Association of Townships | 273 | 9.0% | 25 |
| Total for Entity | \$273 | | \$25 |
| Fort Ripley Township (Crow Wing) | | | |
| Minnesota Association of Townships | 628 | 9.0% | 57 |
| Total for Entity | \$628 | | \$57 |
| Fortier Township (Yellow Medicine) | | | |
| Minnesota Association of Townships | 301 | 9.0% | 27 |
| Total for Entity | \$301 | | \$27 |
| Fossum Township (Norman) | | | |
| Minnesota Association of Townships | 317 | 9.0% | 29 |
| Total for Entity | \$317 | | \$29 |
| Foster Township (Big Stone) | | | |
| Minnesota Association of Townships | 306 | 9.0% | 28 |
| Total for Entity | \$306 | | \$28 |
| Foster Township (Faribault) | | | |
| Minnesota Association of Townships | 341 | 9.0% | 31 |
| Total for Entity | \$341 | | \$31 |
| Fountain Prairie Township (Pipestone) | | | |
| Minnesota Association of Townships | 327 | 9.0% | 29 |
| Total for Entity | \$327 | | \$29 |
| Fountain Township (Fillmore) | | | |
| Minnesota Association of Townships | 441 | 9.0% | 40 |
| Total for Entity | \$441 | | \$40 |

Table 5
2015 Lobbying Expenditures Paid With Association Dues
Listed by Entity

| Name of Entity (County) Association Name | Total Local Government Dues | Proportion of Dues Used for Lobbying | Total Dues Used for Lobbying |
|--|--|---|---|
| Fox Lake Township (Martin) | | | |
| Minnesota Association of Townships | 348 | 9.0% | 31 |
| Total for Entity | \$348 | | \$31 |
| Foxhome Township (Wilkin) | | | |
| Minnesota Association of Townships | 304 | 9.0% | 27 |
| Total for Entity | \$304 | | \$27 |
| Framnas Township (Stevens) | | | |
| Minnesota Association of Townships | 435 | 9.0% | 39 |
| Total for Entity | \$435 | | \$39 |
| Franconia Township (Chisago) | | | |
| Minnesota Association of Townships | 981 | 9.0% | 88 |
| Total for Entity | \$981 | | \$88 |
| Frankford Township (Mower) | | | |
| Minnesota Association of Townships | 458 | 9.0% | 41 |
| Total for Entity | \$458 | | \$41 |
| Franklin Township (Wright) | | | |
| Minnesota Association of Townships | 1,317 | 9.0% | 119 |
| Total for Entity | \$1,317 | | \$119 |
| Fraser Township (Martin) | | | |
| Minnesota Association of Townships | 434 | 9.0% | 39 |
| Total for Entity | \$434 | | \$39 |
| Fredenberg Township (Saint Louis) | | | |
| Minnesota Association of Townships | 838 | 9.0% | 75 |
| Total for Entity | \$838 | | \$75 |
| Freeborn County | | | |
| Association of Minnesota Counties | 12,812 | 14.2% | 1,819 |
| Total for Entity | \$12,812 | | \$1,819 |
| Freeborn County Soil and Water Conservation District | | | |
| Minnesota Association of Soil and Water Conservation Districts | 3,148 | 21.1% | 664 |
| Total for Entity | \$3,148 | | \$664 |

Table 5
2015 Lobbying Expenditures Paid With Association Dues
Listed by Entity

| Name of Entity (County) Association Name | Total Local Government Dues | Proportion of Dues Used for Lobbying | Total Dues Used for Lobbying |
|---|--|---|---|
| Freeborn Township (Freeborn) | | | |
| Minnesota Association of Townships | 422 | 9.0% | 38 |
| Total for Entity | \$422 | | \$38 |
| Freedom Township (Waseca) | | | |
| Minnesota Association of Townships | 442 | 9.0% | 40 |
| Total for Entity | \$442 | | \$40 |
| Freeland Township (Lac qui Parle) | | | |
| Minnesota Association of Townships | 300 | 9.0% | 27 |
| Total for Entity | \$300 | | \$27 |
| Freeman Township (Freeborn) | | | |
| Minnesota Association of Townships | 495 | 9.0% | 45 |
| Total for Entity | \$495 | | \$45 |
| Fremont Township (Winona) | | | |
| Minnesota Association of Townships | 449 | 9.0% | 40 |
| Total for Entity | \$449 | | \$40 |
| French Lake Township (Wright) | | | |
| Minnesota Association of Townships | 799 | 9.0% | 72 |
| Total for Entity | \$799 | | \$72 |
| French Township (Saint Louis) | | | |
| Minnesota Association of Townships | 516 | 9.0% | 46 |
| Total for Entity | \$516 | | \$46 |
| Friberg Township (Otter Tail) | | | |
| Minnesota Association of Townships | 598 | 9.0% | 54 |
| Total for Entity | \$598 | | \$54 |
| Friendship Township (Yellow Medicine) | | | |
| Minnesota Association of Townships | 328 | 9.0% | 30 |
| Total for Entity | \$328 | | \$30 |
| Frohn Township (Beltrami) | | | |
| Minnesota Association of Townships | 879 | 9.0% | 79 |
| Total for Entity | \$879 | | \$79 |

Table 5
2015 Lobbying Expenditures Paid With Association Dues
Listed by Entity

| Name of Entity (County) Association Name | Total Local Government Dues | Proportion of Dues Used for Lobbying | Total Dues Used for Lobbying |
|---|--|---|---|
| Gail Lake Township (Crow Wing) | | | |
| Minnesota Association of Townships | 300 | 9.0% | 27 |
| Total for Entity | \$300 | | \$27 |
| Galena Township (Martin) | | | |
| Minnesota Association of Townships | 346 | 9.0% | 31 |
| Total for Entity | \$346 | | \$31 |
| Gales Township (Redwood) | | | |
| Minnesota Association of Townships | 314 | 9.0% | 28 |
| Total for Entity | \$314 | | \$28 |
| Garden City Township (Blue Earth) | | | |
| Minnesota Association of Townships | 559 | 9.0% | 50 |
| Total for Entity | \$559 | | \$50 |
| Garden Township (Polk) | | | |
| Minnesota Association of Townships | 338 | 9.0% | 30 |
| Total for Entity | \$338 | | \$30 |
| Garfield Township (Lac qui Parle) | | | |
| Minnesota Association of Townships | 317 | 9.0% | 29 |
| Total for Entity | \$317 | | \$29 |
| Garfield Township (Polk) | | | |
| Minnesota Association of Townships | 491 | 9.0% | 44 |
| Total for Entity | \$491 | | \$44 |
| Garnes Township (Red Lake) | | | |
| Minnesota Association of Townships | 330 | 9.0% | 30 |
| Total for Entity | \$330 | | \$30 |
| Garrison Township (Crow Wing) | | | |
| Minnesota Association of Townships | 579 | 9.0% | 52 |
| Total for Entity | \$579 | | \$52 |
| Garrison, Kathio, West Mille Lacs Lake Sanitary Sewer District | | | |
| League of Minnesota Cities | 1,775 | 10.4% | 185 |
| Total for Entity | \$1,775 | | \$185 |

Table 5
2015 Lobbying Expenditures Paid With Association Dues
Listed by Entity

| Name of Entity (County) Association Name | Total Local Government Dues | Proportion of Dues Used for Lobbying | Total Dues Used for Lobbying |
|---|--|---|---|
| Geneva Township (Freeborn) | | | |
| Minnesota Association of Townships | 471 | 9.0% | 42 |
| Total for Entity | \$471 | | \$42 |
| Genessee Township (Kandiyohi) | | | |
| Minnesota Association of Townships | 471 | 9.0% | 42 |
| Total for Entity | \$471 | | \$42 |
| Gentilly Township (Polk) | | | |
| Minnesota Association of Townships | 428 | 9.0% | 39 |
| Total for Entity | \$428 | | \$39 |
| Georgetown Township (Clay) | | | |
| Minnesota Association of Townships | 317 | 9.0% | 29 |
| Total for Entity | \$317 | | \$29 |
| Germania Township (Todd) | | | |
| Minnesota Association of Townships | 495 | 9.0% | 45 |
| Total for Entity | \$495 | | \$45 |
| Germantown Township (Cottonwood) | | | |
| Minnesota Association of Townships | 335 | 9.0% | 30 |
| Total for Entity | \$335 | | \$30 |
| Gervais Township (Red Lake) | | | |
| Minnesota Association of Townships | 343 | 9.0% | 31 |
| Total for Entity | \$343 | | \$31 |
| Getty Township (Stearns) | | | |
| Minnesota Association of Townships | 461 | 9.0% | 41 |
| Total for Entity | \$461 | | \$41 |
| Gilchrist Township (Pope) | | | |
| Minnesota Association of Townships | 329 | 9.0% | 30 |
| Total for Entity | \$329 | | \$30 |
| Gillford Township (Wabasha) | | | |
| Minnesota Association of Townships | 520 | 9.0% | 47 |
| Total for Entity | \$520 | | \$47 |

Table 5
2015 Lobbying Expenditures Paid With Association Dues
Listed by Entity

| Name of Entity (County) Association Name | Total Local Government Dues | Proportion of Dues Used for Lobbying | Total Dues Used for Lobbying |
|---|--|---|---|
| Gilmanton Township (Benton) | | | |
| Minnesota Association of Townships | 618 | 9.0% | 56 |
| Total for Entity | \$618 | | \$56 |
| Girard Township (Otter Tail) | | | |
| Minnesota Association of Townships | 574 | 9.0% | 52 |
| Total for Entity | \$574 | | \$52 |
| Glasgow Township (Wabasha) | | | |
| Minnesota Association of Townships | 421 | 9.0% | 38 |
| Total for Entity | \$421 | | \$38 |
| Glen Township (Aitkin) | | | |
| Minnesota Association of Townships | 478 | 9.0% | 43 |
| Total for Entity | \$478 | | \$43 |
| Glencoe Township (McLeod) | | | |
| Minnesota Association of Townships | 491 | 9.0% | 44 |
| Total for Entity | \$491 | | \$44 |
| Glendorado Township (Benton) | | | |
| Minnesota Association of Townships | 583 | 9.0% | 52 |
| Total for Entity | \$583 | | \$52 |
| Glenwood Township (Pope) | | | |
| Minnesota Association of Townships | 746 | 9.0% | 67 |
| Total for Entity | \$746 | | \$67 |
| Glyndon Township (Clay) | | | |
| Minnesota Association of Townships | 430 | 9.0% | 39 |
| Total for Entity | \$430 | | \$39 |
| Gnesen Township (Saint Louis) | | | |
| Minnesota Association of Townships | 957 | 9.0% | 86 |
| Total for Entity | \$957 | | \$86 |
| Godfrey Township (Polk) | | | |
| Minnesota Association of Townships | 438 | 9.0% | 39 |
| Total for Entity | \$438 | | \$39 |

Table 5
2015 Lobbying Expenditures Paid With Association Dues
Listed by Entity

| Name of Entity (County) Association Name | Total Local Government Dues | Proportion of Dues Used for Lobbying | Total Dues Used for Lobbying |
|--|--|---|---|
| Golden Valley Township (Roseau) | | | |
| Minnesota Association of Townships | 328 | 9.0% | 30 |
| Total for Entity | \$328 | | \$30 |
| Good Hope Township (Itasca) | | | |
| Minnesota Association of Townships | 304 | 9.0% | 27 |
| Total for Entity | \$304 | | \$27 |
| Good Hope Township (Norman) | | | |
| Minnesota Association of Townships | 284 | 9.0% | 26 |
| Total for Entity | \$284 | | \$26 |
| Goodhue County | | | |
| Association of Minnesota Counties | 16,892 | 14.2% | 2,399 |
| Greater Minnesota Parks and Trails | 300 | 48.8% | 146 |
| Total for Entity | \$17,192 | | \$2,545 |
| Goodhue County Soil and Water Conservation District | | | |
| Minnesota Association of Soil and Water Conservation Districts | 3,148 | 21.1% | 664 |
| Total for Entity | \$3,148 | | \$664 |
| Goodhue Township (Goodhue) | | | |
| Minnesota Association of Townships | 512 | 9.0% | 46 |
| Total for Entity | \$512 | | \$46 |
| Goodland Township (Itasca) | | | |
| Minnesota Association of Townships | 491 | 9.0% | 44 |
| Total for Entity | \$491 | | \$44 |
| Goodridge Township (Pennington) | | | |
| Minnesota Association of Townships | 295 | 9.0% | 27 |
| Total for Entity | \$295 | | \$27 |
| Goose Prairie Township (Clay) | | | |
| Minnesota Association of Townships | 327 | 9.0% | 29 |
| Total for Entity | \$327 | | \$29 |
| Gordon Township (Todd) | | | |
| Minnesota Association of Townships | 548 | 9.0% | 49 |
| Total for Entity | \$548 | | \$49 |

Table 5
2015 Lobbying Expenditures Paid With Association Dues
Listed by Entity

| Name of Entity (County) Association Name | Total Local Government Dues | Proportion of Dues Used for Lobbying | Total Dues Used for Lobbying |
|---|--|---|---|
| Gorman Township (Otter Tail) | | | |
| Minnesota Association of Townships | 489 | 9.0% | 44 |
| Total for Entity | \$489 | | \$44 |
| Gorton Township (Grant) | | | |
| Minnesota Association of Townships | 287 | 9.0% | 26 |
| Total for Entity | \$287 | | \$26 |
| Gould Township (Cass) | | | |
| Minnesota Association of Townships | 341 | 9.0% | 31 |
| Total for Entity | \$341 | | \$31 |
| Grace Township (Chippewa) | | | |
| Minnesota Association of Townships | 301 | 9.0% | 27 |
| Total for Entity | \$301 | | \$27 |
| Graceville Township (Big Stone) | | | |
| Minnesota Association of Townships | 329 | 9.0% | 30 |
| Total for Entity | \$329 | | \$30 |
| Grafton Township (Sibley) | | | |
| Minnesota Association of Townships | 345 | 9.0% | 31 |
| Total for Entity | \$345 | | \$31 |
| Graham Lakes Township (Nobles) | | | |
| Minnesota Association of Townships | 345 | 9.0% | 31 |
| Total for Entity | \$345 | | \$31 |
| Graham Township (Benton) | | | |
| Minnesota Association of Townships | 532 | 9.0% | 48 |
| Total for Entity | \$532 | | \$48 |
| Granby Township (Nicollet) | | | |
| Minnesota Association of Townships | 347 | 9.0% | 31 |
| Total for Entity | \$347 | | \$31 |
| Grand Forks Township (Polk) | | | |
| Minnesota Association of Townships | 326 | 9.0% | 29 |
| Total for Entity | \$326 | | \$29 |

Table 5
2015 Lobbying Expenditures Paid With Association Dues
Listed by Entity

| Name of Entity (County) Association Name | Total Local Government Dues | Proportion of Dues Used for Lobbying | Total Dues Used for Lobbying |
|---|--|---|---|
| Grand Lake Township (Saint Louis) | | | |
| Minnesota Association of Townships | 1,283 | 9.0% | 115 |
| Total for Entity | \$1,283 | | \$115 |
| Grand Meadow Township (Mower) | | | |
| Minnesota Association of Townships | 436 | 9.0% | 39 |
| Total for Entity | \$436 | | \$39 |
| Grand Plain Township (Marshall) | | | |
| Minnesota Association of Townships | 288 | 9.0% | 26 |
| Total for Entity | \$288 | | \$26 |
| Grand Prairie Township (Nobles) | | | |
| Minnesota Association of Townships | 336 | 9.0% | 30 |
| Total for Entity | \$336 | | \$30 |
| Grandview Township (Lyon) | | | |
| Minnesota Association of Townships | 432 | 9.0% | 39 |
| Total for Entity | \$432 | | \$39 |
| Grange Township (Pipestone) | | | |
| Minnesota Association of Townships | 332 | 9.0% | 30 |
| Total for Entity | \$332 | | \$30 |
| Granite Falls Township (Chippewa) | | | |
| Minnesota Association of Townships | 348 | 9.0% | 31 |
| Total for Entity | \$348 | | \$31 |
| Granite Ledge Township (Benton) | | | |
| Minnesota Association of Townships | 580 | 9.0% | 52 |
| Total for Entity | \$580 | | \$52 |
| Granite Rock Township (Redwood) | | | |
| Minnesota Association of Townships | 342 | 9.0% | 31 |
| Total for Entity | \$342 | | \$31 |
| Granite Township (Morrison) | | | |
| Minnesota Association of Townships | 492 | 9.0% | 44 |
| Total for Entity | \$492 | | \$44 |

Table 5
2015 Lobbying Expenditures Paid With Association Dues
Listed by Entity

| Name of Entity (County) Association Name | Total Local Government Dues | Proportion of Dues Used for Lobbying | Total Dues Used for Lobbying |
|--|--|---|---|
| Grant County | | | |
| Association of Minnesota Counties | 5,621 | 14.2% | 798 |
| Minnesota Rural Counties Caucus | 2,100 | 50.0% | 1,050 |
| Total for Entity | \$7,721 | | \$1,848 |
| Grant Soil and Water Conservation District | | | |
| Minnesota Association of Soil and Water Conservation Districts | 2,248 | 21.1% | 474 |
| Total for Entity | \$2,248 | | \$474 |
| Grant Valley Township (Beltrami) | | | |
| Minnesota Association of Townships | 1,078 | 9.0% | 97 |
| Total for Entity | \$1,078 | | \$97 |
| Granville Township (Kittson) | | | |
| Minnesota Association of Townships | 297 | 9.0% | 27 |
| Total for Entity | \$297 | | \$27 |
| Grass Lake Township (Kanabec) | | | |
| Minnesota Association of Townships | 740 | 9.0% | 67 |
| Total for Entity | \$740 | | \$67 |
| Grattan Township (Itasca) | | | |
| Minnesota Association of Townships | 284 | 9.0% | 26 |
| Total for Entity | \$284 | | \$26 |
| Gray Township (Pipestone) | | | |
| Minnesota Association of Townships | 338 | 9.0% | 30 |
| Total for Entity | \$338 | | \$30 |
| Great Bend Township (Cottonwood) | | | |
| Minnesota Association of Townships | 430 | 9.0% | 39 |
| Total for Entity | \$430 | | \$39 |
| Great Scott Township (Saint Louis) | | | |
| Minnesota Association of Townships | 469 | 9.0% | 42 |
| Total for Entity | \$469 | | \$42 |
| Green Isle Township (Sibley) | | | |
| Minnesota Association of Townships | 504 | 9.0% | 45 |
| Total for Entity | \$504 | | \$45 |

Table 5
2015 Lobbying Expenditures Paid With Association Dues
Listed by Entity

| Name of Entity (County) Association Name | Total Local Government Dues | Proportion of Dues Used for Lobbying | Total Dues Used for Lobbying |
|---|--|---|---|
| Green Lake Township (Kandiyohi) | | | |
| Minnesota Association of Townships | 912 | 9.0% | 82 |
| Total for Entity | \$912 | | \$82 |
| Green Meadow Township (Norman) | | | |
| Minnesota Association of Townships | 302 | 9.0% | 27 |
| Total for Entity | \$302 | | \$27 |
| Green Prairie Township (Morrison) | | | |
| Minnesota Association of Townships | 577 | 9.0% | 52 |
| Total for Entity | \$577 | | \$52 |
| Green Valley Township (Becker) | | | |
| Minnesota Association of Townships | 462 | 9.0% | 42 |
| Total for Entity | \$462 | | \$42 |
| Greenbush Township (Mille Lacs) | | | |
| Minnesota Association of Townships | 821 | 9.0% | 74 |
| Total for Entity | \$821 | | \$74 |
| Greenfield Township (Wabasha) | | | |
| Minnesota Association of Townships | 831 | 9.0% | 75 |
| Total for Entity | \$831 | | \$75 |
| Greenleaf Township (Meeker) | | | |
| Minnesota Association of Townships | 551 | 9.0% | 50 |
| Total for Entity | \$551 | | \$50 |
| Greenvale Township (Dakota) | | | |
| Minnesota Association of Townships | 600 | 9.0% | 54 |
| Total for Entity | \$600 | | \$54 |
| Greenway Township (Itasca) | | | |
| League of Minnesota Cities | 1,971 | 10.4% | 205 |
| Minnesota Association of Townships | 616 | 9.0% | 55 |
| Total for Entity | \$2,587 | | \$260 |
| Greenwood Township (Clearwater) | | | |
| Minnesota Association of Townships | 295 | 9.0% | 27 |
| Total for Entity | \$295 | | \$27 |

Table 5
2015 Lobbying Expenditures Paid With Association Dues
Listed by Entity

| Name of Entity (County) Association Name | Total Local Government Dues | Proportion of Dues Used for Lobbying | Total Dues Used for Lobbying |
|---|--|---|---|
| Greenwood Township (Saint Louis) | | | |
| Minnesota Association of Townships | 639 | 9.0% | 58 |
| Total for Entity | \$639 | | \$58 |
| Gregory Township (Mahnommen) | | | |
| Minnesota Association of Townships | 295 | 9.0% | 27 |
| Total for Entity | \$295 | | \$27 |
| Grey Cloud Island Township (Washington) | | | |
| Minnesota Association of Townships | 439 | 9.0% | 40 |
| Total for Entity | \$439 | | \$40 |
| Grey Eagle Township (Todd) | | | |
| Minnesota Association of Townships | 537 | 9.0% | 48 |
| Total for Entity | \$537 | | \$48 |
| Grimstad Township (Roseau) | | | |
| Minnesota Association of Townships | 314 | 9.0% | 28 |
| Total for Entity | \$314 | | \$28 |
| Grove Lake Township (Pope) | | | |
| Minnesota Association of Townships | 423 | 9.0% | 38 |
| Total for Entity | \$423 | | \$38 |
| Grove Park-Tilden Township (Polk) | | | |
| Minnesota Association of Townships | 428 | 9.0% | 39 |
| Total for Entity | \$428 | | \$39 |
| Grove Township (Stearns) | | | |
| Minnesota Association of Townships | 497 | 9.0% | 45 |
| Total for Entity | \$497 | | \$45 |
| Gully Township (Polk) | | | |
| Minnesota Association of Townships | 312 | 9.0% | 28 |
| Total for Entity | \$312 | | \$28 |
| Guthrie Township (Hubbard) | | | |
| Minnesota Association of Townships | 520 | 9.0% | 47 |
| Total for Entity | \$520 | | \$47 |

Table 5
2015 Lobbying Expenditures Paid With Association Dues
Listed by Entity

| Name of Entity (County) Association Name | Total Local Government Dues | Proportion of Dues Used for Lobbying | Total Dues Used for Lobbying |
|---|--|---|---|
| Hagali Township (Beltrami) | | | |
| Minnesota Association of Townships | 462 | 9.0% | 42 |
| Total for Entity | \$462 | | \$42 |
| Hagen Township (Clay) | | | |
| Minnesota Association of Townships | 318 | 9.0% | 29 |
| Total for Entity | \$318 | | \$29 |
| Halden Township (Saint Louis) | | | |
| Minnesota Association of Townships | 309 | 9.0% | 28 |
| Total for Entity | \$309 | | \$28 |
| Hale Township (McLeod) | | | |
| Minnesota Association of Townships | 628 | 9.0% | 57 |
| Total for Entity | \$628 | | \$57 |
| Hallock Township (Kittson) | | | |
| Minnesota Association of Townships | 302 | 9.0% | 27 |
| Total for Entity | \$302 | | \$27 |
| Halstad Township (Norman) | | | |
| Minnesota Association of Townships | 302 | 9.0% | 27 |
| Total for Entity | \$302 | | \$27 |
| Hamden Township (Becker) | | | |
| Minnesota Association of Townships | 336 | 9.0% | 30 |
| Total for Entity | \$336 | | \$30 |
| Hamlin Township (Lac qui Parle) | | | |
| Minnesota Association of Townships | 322 | 9.0% | 29 |
| Total for Entity | \$322 | | \$29 |
| Hammer Township (Yellow Medicine) | | | |
| Minnesota Association of Townships | 329 | 9.0% | 30 |
| Total for Entity | \$329 | | \$30 |
| Hammond Township (Polk) | | | |
| Minnesota Association of Townships | 285 | 9.0% | 26 |
| Total for Entity | \$285 | | \$26 |

Table 5
2015 Lobbying Expenditures Paid With Association Dues
Listed by Entity

| Name of Entity (County) Association Name | Total Local Government Dues | Proportion of Dues Used for Lobbying | Total Dues Used for Lobbying |
|---|--|---|---|
| Hampden Township (Kittson) | | | |
| Minnesota Association of Townships | 282 | 9.0% | 25 |
| Total for Entity | \$282 | | \$25 |
| Hampton Township (Dakota) | | | |
| Minnesota Association of Townships | 639 | 9.0% | 58 |
| Total for Entity | \$639 | | \$58 |
| Hamre Township (Beltrami) | | | |
| Minnesota Association of Townships | 274 | 9.0% | 25 |
| Total for Entity | \$274 | | \$25 |
| Hancock Township (Carver) | | | |
| Minnesota Association of Townships | 448 | 9.0% | 40 |
| Total for Entity | \$448 | | \$40 |
| Hangaard Township (Clearwater) | | | |
| Minnesota Association of Townships | 272 | 9.0% | 24 |
| Total for Entity | \$272 | | \$24 |
| Hansonville Township (Lincoln) | | | |
| Minnesota Association of Townships | 297 | 9.0% | 27 |
| Total for Entity | \$297 | | \$27 |
| Hantho Township (Lac qui Parle) | | | |
| Minnesota Association of Townships | 301 | 9.0% | 27 |
| Total for Entity | \$301 | | \$27 |
| Harmony Township (Fillmore) | | | |
| Minnesota Association of Townships | 463 | 9.0% | 42 |
| Total for Entity | \$463 | | \$42 |
| Harris Township (Itasca) | | | |
| Minnesota Association of Townships | 1,459 | 9.0% | 131 |
| Total for Entity | \$1,459 | | \$131 |
| Harrison Township (Kandiyohi) | | | |
| Minnesota Association of Townships | 525 | 9.0% | 47 |
| Total for Entity | \$525 | | \$47 |

Table 5
2015 Lobbying Expenditures Paid With Association Dues
Listed by Entity

| Name of Entity (County) Association Name | Total Local Government Dues | Proportion of Dues Used for Lobbying | Total Dues Used for Lobbying |
|---|--|---|---|
| Hart Lake Township (Hubbard) | | | |
| Minnesota Association of Townships | 504 | 9.0% | 45 |
| Total for Entity | \$504 | | \$45 |
| Hart Township (Winona) | | | |
| Minnesota Association of Townships | 451 | 9.0% | 41 |
| Total for Entity | \$451 | | \$41 |
| Hartford Township (Todd) | | | |
| Minnesota Association of Townships | 546 | 9.0% | 49 |
| Total for Entity | \$546 | | \$49 |
| Hartland Township (Freeborn) | | | |
| Minnesota Association of Townships | 349 | 9.0% | 31 |
| Total for Entity | \$349 | | \$31 |
| Harvey Township (Meeker) | | | |
| Minnesota Association of Townships | 456 | 9.0% | 41 |
| Total for Entity | \$456 | | \$41 |
| Hassan Valley Township (McLeod) | | | |
| Minnesota Association of Townships | 554 | 9.0% | 50 |
| Total for Entity | \$554 | | \$50 |
| Haugen Township (Aitkin) | | | |
| Minnesota Association of Townships | 330 | 9.0% | 30 |
| Total for Entity | \$330 | | \$30 |
| Havana Township (Steele) | | | |
| Minnesota Association of Townships | 519 | 9.0% | 47 |
| Total for Entity | \$519 | | \$47 |
| Havelock Township (Chippewa) | | | |
| Minnesota Association of Townships | 326 | 9.0% | 29 |
| Total for Entity | \$326 | | \$29 |
| Haven Township (Sherburne) | | | |
| Minnesota Association of Townships | 1,055 | 9.0% | 95 |
| Total for Entity | \$1,055 | | \$95 |

Table 5
2015 Lobbying Expenditures Paid With Association Dues
Listed by Entity

| Name of Entity (County) Association Name | Total Local Government Dues | Proportion of Dues Used for Lobbying | Total Dues Used for Lobbying |
|---|--|---|---|
| Haverhill Township (Olmsted) | | | |
| Minnesota Association of Townships | 886 | 9.0% | 80 |
| Total for Entity | \$886 | | \$80 |
| Hawk Creek Township (Renville) | | | |
| Minnesota Association of Townships | 331 | 9.0% | 30 |
| Total for Entity | \$331 | | \$30 |
| Hawley Township (Clay) | | | |
| Minnesota Association of Townships | 495 | 9.0% | 45 |
| Total for Entity | \$495 | | \$45 |
| Hay Brook Township (Kanabec) | | | |
| Minnesota Association of Townships | 348 | 9.0% | 31 |
| Total for Entity | \$348 | | \$31 |
| Hay Creek Township (Goodhue) | | | |
| Minnesota Association of Townships | 624 | 9.0% | 56 |
| Total for Entity | \$624 | | \$56 |
| Hayes Township (Swift) | | | |
| Minnesota Association of Townships | 333 | 9.0% | 30 |
| Total for Entity | \$333 | | \$30 |
| Hayfield Township (Dodge) | | | |
| Minnesota Association of Townships | 489 | 9.0% | 44 |
| Total for Entity | \$489 | | \$44 |
| Hayland Township (Mille Lacs) | | | |
| Minnesota Association of Townships | 500 | 9.0% | 45 |
| Total for Entity | \$500 | | \$45 |
| Hayward Township (Freeborn) | | | |
| Minnesota Association of Townships | 457 | 9.0% | 41 |
| Total for Entity | \$457 | | \$41 |
| Hazel Run Township (Yellow Medicine) | | | |
| Minnesota Association of Townships | 331 | 9.0% | 30 |
| Total for Entity | \$331 | | \$30 |

Table 5
2015 Lobbying Expenditures Paid With Association Dues
Listed by Entity

| Name of Entity (County) Association Name | Total Local Government Dues | Proportion of Dues Used for Lobbying | Total Dues Used for Lobbying |
|---|--|---|---|
| Hazelton Township (Aitkin) | | | |
| Minnesota Association of Townships | 607 | 9.0% | 55 |
| Total for Entity | \$607 | | \$55 |
| Hazelton Township (Kittson) | | | |
| Minnesota Association of Townships | 303 | 9.0% | 27 |
| Total for Entity | \$303 | | \$27 |
| Headwaters Regional Development Commission | | | |
| Greater Minnesota Partnership | 1,000 | 65.9% | 659 |
| League of Minnesota Cities | 1,775 | 10.4% | 185 |
| Total for Entity | \$2,775 | | \$844 |
| Hector Township (Renville) | | | |
| Minnesota Association of Townships | 341 | 9.0% | 31 |
| Total for Entity | \$341 | | \$31 |
| Hegbert Township (Swift) | | | |
| Minnesota Association of Townships | 300 | 9.0% | 27 |
| Total for Entity | \$300 | | \$27 |
| Hegne Township (Norman) | | | |
| Minnesota Association of Townships | 283 | 9.0% | 25 |
| Total for Entity | \$283 | | \$25 |
| Heier Township (Mahnomon) | | | |
| Minnesota Association of Townships | 316 | 9.0% | 28 |
| Total for Entity | \$316 | | \$28 |
| Height of Land Township (Becker) | | | |
| Minnesota Association of Townships | 556 | 9.0% | 50 |
| Total for Entity | \$556 | | \$50 |
| Helen Township (McLeod) | | | |
| Minnesota Association of Townships | 605 | 9.0% | 54 |
| Total for Entity | \$605 | | \$54 |
| Helena Township (Scott) | | | |
| Minnesota Association of Townships | 977 | 9.0% | 88 |
| Total for Entity | \$977 | | \$88 |

Table 5
2015 Lobbying Expenditures Paid With Association Dues
Listed by Entity

| Name of Entity (County) Association Name | Total Local Government Dues | Proportion of Dues Used for Lobbying | Total Dues Used for Lobbying |
|---|--|---|---|
| Helga Township (Hubbard) | | | |
| Minnesota Association of Townships | 865 | 9.0% | 78 |
| Total for Entity | \$865 | | \$78 |
| Helgeland Township (Polk) | | | |
| Minnesota Association of Townships | 286 | 9.0% | 26 |
| Total for Entity | \$286 | | \$26 |
| Henderson Township (Sibley) | | | |
| Minnesota Association of Townships | 570 | 9.0% | 51 |
| Total for Entity | \$570 | | \$51 |
| Hendricks Township (Lincoln) | | | |
| Minnesota Association of Townships | 331 | 9.0% | 30 |
| Total for Entity | \$331 | | \$30 |
| Hendrickson Township (Hubbard) | | | |
| Minnesota Association of Townships | 441 | 9.0% | 40 |
| Total for Entity | \$441 | | \$40 |
| Hendrum Township (Norman) | | | |
| Minnesota Association of Townships | 298 | 9.0% | 27 |
| Total for Entity | \$298 | | \$27 |
| Hennepin County | | | |
| Association of Minnesota Counties | 75,894 | 14.2% | 10,777 |
| North Metro Mayors Association | 10,000 | 81.5% | 8,150 |
| Total for Entity | \$85,894 | | \$18,927 |
| Henning Township (Otter Tail) | | | |
| Minnesota Association of Townships | 460 | 9.0% | 41 |
| Total for Entity | \$460 | | \$41 |
| Henrietta Township (Hubbard) | | | |
| Minnesota Association of Townships | 904 | 9.0% | 81 |
| Total for Entity | \$904 | | \$81 |
| Henryville Township (Renville) | | | |
| Minnesota Association of Townships | 336 | 9.0% | 30 |
| Total for Entity | \$336 | | \$30 |

Table 5
2015 Lobbying Expenditures Paid With Association Dues
Listed by Entity

| Name of Entity (County) Association Name | Total Local Government Dues | Proportion of Dues Used for Lobbying | Total Dues Used for Lobbying |
|---|--|---|---|
| Hereim Township (Roseau) | | | |
| Minnesota Association of Townships | 341 | 9.0% | 31 |
| Total for Entity | \$341 | | \$31 |
| Heron Lake Township (Jackson) | | | |
| Minnesota Association of Townships | 434 | 9.0% | 39 |
| Total for Entity | \$434 | | \$39 |
| Heron Lake Watershed District | | | |
| Minnesota Association of Watershed Districts | 3,500 | 46.7% | 1,634 |
| Total for Entity | \$3,500 | | \$1,634 |
| Hersey Township (Nobles) | | | |
| Minnesota Association of Townships | 339 | 9.0% | 31 |
| Total for Entity | \$339 | | \$31 |
| Hickory Township (Pennington) | | | |
| Minnesota Association of Townships | 295 | 9.0% | 27 |
| Total for Entity | \$295 | | \$27 |
| Higdem Township (Polk) | | | |
| Minnesota Association of Townships | 296 | 9.0% | 27 |
| Total for Entity | \$296 | | \$27 |
| High Forest Township (Olmsted) | | | |
| Minnesota Association of Townships | 731 | 9.0% | 66 |
| Total for Entity | \$731 | | \$66 |
| High Island Creek Watershed District | | | |
| Minnesota Association of Watershed Districts | 1,919 | 46.7% | 896 |
| Total for Entity | \$1,919 | | \$896 |
| Highland Grove Township (Clay) | | | |
| Minnesota Association of Townships | 437 | 9.0% | 39 |
| Total for Entity | \$437 | | \$39 |
| Highland Township (Wabasha) | | | |
| Minnesota Association of Townships | 486 | 9.0% | 44 |
| Total for Entity | \$486 | | \$44 |

Table 5
2015 Lobbying Expenditures Paid With Association Dues
Listed by Entity

| Name of Entity (County) Association Name | Total Local Government Dues | Proportion of Dues Used for Lobbying | Total Dues Used for Lobbying |
|---|--|---|---|
| Highland Township (Pennington) | | | |
| Minnesota Association of Townships | 334 | 9.0% | 30 |
| Total for Entity | \$334 | | \$30 |
| Highwater Township (Cottonwood) | | | |
| Minnesota Association of Townships | 323 | 9.0% | 29 |
| Total for Entity | \$323 | | \$29 |
| Hill Lake Township (Aitkin) | | | |
| Minnesota Association of Townships | 470 | 9.0% | 42 |
| Total for Entity | \$470 | | \$42 |
| Hill River Township (Polk) | | | |
| Minnesota Association of Townships | 320 | 9.0% | 29 |
| Total for Entity | \$320 | | \$29 |
| Hill Township (Kittson) | | | |
| Minnesota Association of Townships | 275 | 9.0% | 25 |
| Total for Entity | \$275 | | \$25 |
| Hillman Township (Kanabec) | | | |
| Minnesota Association of Townships | 478 | 9.0% | 43 |
| Total for Entity | \$478 | | \$43 |
| Hillman Township (Morrison) | | | |
| Minnesota Association of Townships | 333 | 9.0% | 30 |
| Total for Entity | \$333 | | \$30 |
| Hillsdale Township (Winona) | | | |
| Minnesota Association of Townships | 628 | 9.0% | 57 |
| Total for Entity | \$628 | | \$57 |
| Hinckley Township (Pine) | | | |
| Minnesota Association of Townships | 591 | 9.0% | 53 |
| Total for Entity | \$591 | | \$53 |
| Hines Township (Beltrami) | | | |
| Minnesota Association of Townships | 560 | 9.0% | 50 |
| Total for Entity | \$560 | | \$50 |

Table 5
2015 Lobbying Expenditures Paid With Association Dues
Listed by Entity

| Name of Entity (County) Association Name | Total Local Government Dues | Proportion of Dues Used for Lobbying | Total Dues Used for Lobbying |
|---|--|---|---|
| Hiram Township (Cass) | | | |
| Minnesota Association of Townships | 441 | 9.0% | 40 |
| Total for Entity | \$441 | | \$40 |
| Hobart Township (Otter Tail) | | | |
| Minnesota Association of Townships | 590 | 9.0% | 53 |
| Total for Entity | \$590 | | \$53 |
| Hodges Township (Stevens) | | | |
| Minnesota Association of Townships | 431 | 9.0% | 39 |
| Total for Entity | \$431 | | \$39 |
| Hoff Township (Pope) | | | |
| Minnesota Association of Townships | 317 | 9.0% | 29 |
| Total for Entity | \$317 | | \$29 |
| Hokah Township (Houston) | | | |
| Minnesota Association of Townships | 494 | 9.0% | 44 |
| Total for Entity | \$494 | | \$44 |
| Holden Township (Goodhue) | | | |
| Minnesota Association of Townships | 486 | 9.0% | 44 |
| Total for Entity | \$486 | | \$44 |
| Holding Township (Stearns) | | | |
| Minnesota Association of Townships | 776 | 9.0% | 70 |
| Total for Entity | \$776 | | \$70 |
| Holland Township (Kandiyohi) | | | |
| Minnesota Association of Townships | 449 | 9.0% | 40 |
| Total for Entity | \$449 | | \$40 |
| Holly Township (Murray) | | | |
| Minnesota Association of Townships | 309 | 9.0% | 28 |
| Total for Entity | \$309 | | \$28 |
| Hollywood Township (Carver) | | | |
| Minnesota Association of Townships | 746 | 9.0% | 67 |
| Total for Entity | \$746 | | \$67 |

Table 5
2015 Lobbying Expenditures Paid With Association Dues
Listed by Entity

| Name of Entity (County) Association Name | Total Local Government Dues | Proportion of Dues Used for Lobbying | Total Dues Used for Lobbying |
|---|--|---|---|
| Holmes City Township (Douglas) | | | |
| Minnesota Association of Townships | 595 | 9.0% | 54 |
| Total for Entity | \$595 | | \$54 |
| Holmesville Township (Becker) | | | |
| Minnesota Association of Townships | 505 | 9.0% | 45 |
| Total for Entity | \$505 | | \$45 |
| Holst Township (Clearwater) | | | |
| Minnesota Association of Townships | 463 | 9.0% | 42 |
| Total for Entity | \$463 | | \$42 |
| Holt Township (Fillmore) | | | |
| Minnesota Association of Townships | 424 | 9.0% | 38 |
| Total for Entity | \$424 | | \$38 |
| Holt Township (Marshall) | | | |
| Minnesota Association of Townships | 310 | 9.0% | 28 |
| Total for Entity | \$310 | | \$28 |
| Holy Cross Township (Clay) | | | |
| Minnesota Association of Townships | 316 | 9.0% | 28 |
| Total for Entity | \$316 | | \$28 |
| Holyoke Township (Carlton) | | | |
| Minnesota Association of Townships | 328 | 9.0% | 30 |
| Total for Entity | \$328 | | \$30 |
| Home Brook Township (Cass) | | | |
| Minnesota Association of Townships | 427 | 9.0% | 38 |
| Total for Entity | \$427 | | \$38 |
| Home Lake Township (Norman) | | | |
| Minnesota Association of Townships | 315 | 9.0% | 28 |
| Total for Entity | \$315 | | \$28 |
| Home Township (Brown) | | | |
| Minnesota Association of Townships | 506 | 9.0% | 46 |
| Total for Entity | \$506 | | \$46 |

Table 5
2015 Lobbying Expenditures Paid With Association Dues
Listed by Entity

| Name of Entity (County) Association Name | Total Local Government Dues | Proportion of Dues Used for Lobbying | Total Dues Used for Lobbying |
|--|--|---|---|
| Homer Township (Winona) | | | |
| Minnesota Association of Townships | 842 | 9.0% | 76 |
| Total for Entity | \$842 | | \$76 |
| Homestead Township (Otter Tail) | | | |
| Minnesota Association of Townships | 453 | 9.0% | 41 |
| Total for Entity | \$453 | | \$41 |
| Honner Township (Redwood) | | | |
| Minnesota Association of Townships | 294 | 9.0% | 26 |
| Total for Entity | \$294 | | \$26 |
| Hope Township (Lincoln) | | | |
| Minnesota Association of Townships | 427 | 9.0% | 38 |
| Total for Entity | \$427 | | \$38 |
| Hornet Township (Beltrami) | | | |
| Minnesota Association of Townships | 345 | 9.0% | 31 |
| Total for Entity | \$345 | | \$31 |
| Horton Township (Stevens) | | | |
| Minnesota Association of Townships | 326 | 9.0% | 29 |
| Total for Entity | \$326 | | \$29 |
| Houston County | | | |
| Association of Minnesota Counties | 9,261 | 14.2% | 1,315 |
| Total for Entity | \$9,261 | | \$1,315 |
| Houston Township (Houston) | | | |
| Minnesota Association of Townships | 462 | 9.0% | 42 |
| Total for Entity | \$462 | | \$42 |
| Hubbard County | | | |
| Association of Minnesota Counties | 10,580 | 14.2% | 1,502 |
| Total for Entity | \$10,580 | | \$1,502 |
| Hubbard County Soil and Water Conservation District | | | |
| Minnesota Association of Soil and Water Conservation Districts | 3,148 | 21.1% | 664 |
| Total for Entity | \$3,148 | | \$664 |

Table 5
2015 Lobbying Expenditures Paid With Association Dues
Listed by Entity

| Name of Entity (County) Association Name | Total Local Government Dues | Proportion of Dues Used for Lobbying | Total Dues Used for Lobbying |
|---|--|---|---|
| Hubbard Township (Hubbard) | | | |
| Minnesota Association of Townships | 589 | 9.0% | 53 |
| Total for Entity | \$589 | | \$53 |
| Hubbard Township (Polk) | | | |
| Minnesota Association of Townships | 293 | 9.0% | 26 |
| Total for Entity | \$293 | | \$26 |
| Hudson Township (Douglas) | | | |
| Minnesota Association of Townships | 622 | 9.0% | 56 |
| Total for Entity | \$622 | | \$56 |
| Humboldt Township (Clay) | | | |
| Minnesota Association of Townships | 429 | 9.0% | 39 |
| Total for Entity | \$429 | | \$39 |
| Hunter Township (Jackson) | | | |
| Minnesota Association of Townships | 340 | 9.0% | 31 |
| Total for Entity | \$340 | | \$31 |
| Huntersville Township (Wadena) | | | |
| Minnesota Association of Townships | 309 | 9.0% | 28 |
| Total for Entity | \$309 | | \$28 |
| Huntly Township (Marshall) | | | |
| Minnesota Association of Townships | 295 | 9.0% | 27 |
| Total for Entity | \$295 | | \$27 |
| Huntsville Township (Polk) | | | |
| Minnesota Association of Townships | 488 | 9.0% | 44 |
| Total for Entity | \$488 | | \$44 |
| Huss Township (Roseau) | | | |
| Minnesota Association of Townships | 309 | 9.0% | 28 |
| Total for Entity | \$309 | | \$28 |
| Hutchinson Township (McLeod) | | | |
| Minnesota Association of Townships | 792 | 9.0% | 71 |
| Total for Entity | \$792 | | \$71 |

Table 5
2015 Lobbying Expenditures Paid With Association Dues
Listed by Entity

| Name of Entity (County) Association Name | Total Local Government Dues | Proportion of Dues Used for Lobbying | Total Dues Used for Lobbying |
|---|--|---|---|
| Hyde Park Township (Wabasha) | | | |
| Minnesota Association of Townships | 428 | 9.0% | 39 |
| Total for Entity | \$428 | | \$39 |
| I.S.D. # 1 - Aitkin | | | |
| Minnesota Rural Education Association | 2,426 | 42.4% | 1,029 |
| Minnesota School Boards Association | 4,585 | 22.3% | 1,022 |
| Total for Entity | \$7,011 | | \$2,051 |
| I.S.D. # 100 - Wrenshall | | | |
| Minnesota School Boards Association | 2,654 | 22.3% | 592 |
| Total for Entity | \$2,654 | | \$592 |
| I.S.D. # 108 - Norwood | | | |
| Minnesota School Boards Association | 4,063 | 22.3% | 906 |
| Total for Entity | \$4,063 | | \$906 |
| I.S.D. # 11 - Anoka-Hennepin | | | |
| Association of Metropolitan School Districts, Inc. | 11,968 | 71.4% | 8,545 |
| Minnesota School Boards Association | 16,240 | 22.3% | 3,622 |
| Schools for Equity in Education | 18,238 | 90.5% | 16,505 |
| Total for Entity | \$46,446 | | \$28,672 |
| I.S.D. # 110 - Waconia | | | |
| Minnesota School Boards Association | 8,169 | 22.3% | 1,822 |
| Schools for Equity in Education | 4,657 | 90.5% | 4,215 |
| Total for Entity | \$12,826 | | \$6,037 |
| I.S.D. # 111 - Watertown-Mayer | | | |
| Minnesota School Boards Association | 5,313 | 22.3% | 1,185 |
| Total for Entity | \$5,313 | | \$1,185 |
| I.S.D. # 112 - Eastern Carver County | | | |
| Association of Metropolitan School Districts, Inc. | 11,609 | 71.4% | 8,289 |
| Minnesota School Boards Association | 13,119 | 22.3% | 2,926 |
| Total for Entity | \$24,728 | | \$11,215 |

Table 5
2015 Lobbying Expenditures Paid With Association Dues
Listed by Entity

| Name of Entity (County) Association Name | Total Local Government Dues | Proportion of Dues Used for Lobbying | Total Dues Used for Lobbying |
|---|--|---|---|
| I.S.D. # 113 - Walker-Hackensack-Akeley | | | |
| Minnesota Rural Education Association | 971 | 42.4% | 412 |
| Minnesota School Boards Association | 3,557 | 22.3% | 793 |
| Total for Entity | \$4,528 | | \$1,205 |
| I.S.D. # 115 - Cass Lake-Bena Schools | | | |
| Minnesota Rural Education Association | 1,140 | 42.4% | 483 |
| Minnesota School Boards Association | 4,336 | 22.3% | 967 |
| Total for Entity | \$5,476 | | \$1,450 |
| I.S.D. # 116 - Pillager | | | |
| Minnesota Rural Education Association | 2,145 | 42.4% | 909 |
| Minnesota School Boards Association | 3,954 | 22.3% | 882 |
| Total for Entity | \$6,099 | | \$1,791 |
| I.S.D. # 118 - Northland Community Schools | | | |
| Minnesota Rural Education Association | 1,449 | 42.4% | 614 |
| Minnesota School Boards Association | 2,724 | 22.3% | 607 |
| Total for Entity | \$4,173 | | \$1,221 |
| I.S.D. # 12 - Centennial | | | |
| Minnesota School Boards Association | 11,074 | 22.3% | 2,470 |
| Schools for Equity in Education | 7,869 | 90.5% | 7,121 |
| Total for Entity | \$18,943 | | \$9,591 |
| I.S.D. # 129 - Montevideo | | | |
| Minnesota Rural Education Association | 2,500 | 42.4% | 1,060 |
| Minnesota School Boards Association | 4,817 | 22.3% | 1,074 |
| Total for Entity | \$7,317 | | \$2,134 |
| I.S.D. # 13 - Columbia Heights | | | |
| Association of Metropolitan School Districts, Inc. | 8,270 | 71.4% | 5,905 |
| Minnesota School Boards Association | 7,732 | 22.3% | 1,724 |
| Total for Entity | \$16,002 | | \$7,629 |

Table 5
2015 Lobbying Expenditures Paid With Association Dues
Listed by Entity

| Name of Entity (County) Association Name | Total Local Government Dues | Proportion of Dues Used for Lobbying | Total Dues Used for Lobbying |
|---|--|---|---|
| I.S.D. # 138 - North Branch | | | |
| Minnesota School Boards Association | 7,525 | 22.3% | 1,678 |
| Schools for Equity in Education | 3,877 | 90.5% | 3,509 |
| Total for Entity | \$11,402 | | \$5,187 |
| I.S.D. # 139 - Rush City | | | |
| Minnesota School Boards Association | 3,902 | 22.3% | 870 |
| Schools for Equity in Education | 2,035 | 90.5% | 1,842 |
| Total for Entity | \$5,937 | | \$2,712 |
| I.S.D. # 14 - Fridley | | | |
| Association of Metropolitan School Districts, Inc. | 7,656 | 71.4% | 5,466 |
| Minnesota School Boards Association | 7,261 | 22.3% | 1,619 |
| Schools for Equity in Education | 3,826 | 90.5% | 3,463 |
| Total for Entity | \$18,743 | | \$10,548 |
| I.S.D. # 146 - Barnesville | | | |
| Minnesota Rural Education Association | 2,015 | 42.4% | 854 |
| Minnesota School Boards Association | 3,847 | 22.3% | 858 |
| Total for Entity | \$5,862 | | \$1,712 |
| I.S.D. # 15 - Saint Francis | | | |
| Minnesota School Boards Association | 9,235 | 22.3% | 2,059 |
| Schools for Equity in Education | 5,754 | 90.5% | 5,207 |
| Total for Entity | \$14,989 | | \$7,266 |
| I.S.D. # 150 - Hawley | | | |
| Minnesota Rural Education Association | 2,103 | 42.4% | 892 |
| Minnesota School Boards Association | 4,029 | 22.3% | 898 |
| Total for Entity | \$6,132 | | \$1,790 |
| I.S.D. # 152 - Moorhead | | | |
| Minnesota Rural Education Association | 2,500 | 42.4% | 1,060 |
| Minnesota School Boards Association | 10,368 | 22.3% | 2,312 |
| Total for Entity | \$12,868 | | \$3,372 |

Table 5
2015 Lobbying Expenditures Paid With Association Dues
Listed by Entity

| Name of Entity (County) Association Name | Total Local Government Dues | Proportion of Dues Used for Lobbying | Total Dues Used for Lobbying |
|---|--|---|---|
| I.S.D. # 16 - Spring Lake Park | | | |
| Association of Metropolitan School Districts, Inc. | 9,177 | 71.4% | 6,552 |
| Minnesota School Boards Association | 10,164 | 22.3% | 2,267 |
| Total for Entity | \$19,341 | | \$8,819 |
| I.S.D. # 160 - Minnesota State Academies | | | |
| Minnesota Rural Education Association | 600 | 42.4% | 254 |
| Total for Entity | \$600 | | \$254 |
| I.S.D. # 162 - Bagley | | | |
| Minnesota Rural Education Association | 2,145 | 42.4% | 909 |
| Minnesota School Boards Association | 4,131 | 22.3% | 921 |
| Total for Entity | \$6,276 | | \$1,830 |
| I.S.D. # 166 - Cook County | | | |
| Minnesota Rural Education Association | 1,606 | 42.4% | 681 |
| Minnesota School Boards Association | 2,931 | 22.3% | 654 |
| Total for Entity | \$4,537 | | \$1,335 |
| I.S.D. # 173 - Mountain Lake | | | |
| Minnesota Rural Education Association | 1,631 | 42.4% | 692 |
| Minnesota School Boards Association | 3,055 | 22.3% | 681 |
| Total for Entity | \$4,686 | | \$1,373 |
| I.S.D. # 177 - Windom | | | |
| Minnesota Rural Education Association | 2,190 | 42.4% | 929 |
| Minnesota School Boards Association | 4,132 | 22.3% | 921 |
| Total for Entity | \$6,322 | | \$1,850 |
| I.S.D. # 181 - Brainerd | | | |
| Minnesota Rural Education Association | 2,500 | 42.4% | 1,060 |
| Minnesota School Boards Association | 11,124 | 22.3% | 2,481 |
| Total for Entity | \$13,624 | | \$3,541 |
| I.S.D. # 182 - Crosby-Ironton | | | |
| Minnesota Rural Education Association | 2,303 | 42.4% | 976 |
| Minnesota School Boards Association | 4,309 | 22.3% | 961 |
| Total for Entity | \$6,612 | | \$1,937 |

Table 5
2015 Lobbying Expenditures Paid With Association Dues
Listed by Entity

| Name of Entity (County) Association Name | Total Local Government Dues | Proportion of Dues Used for Lobbying | Total Dues Used for Lobbying |
|---|--|---|---|
| I.S.D. # 186 - Pequot Lakes | | | |
| Minnesota Rural Education Association | 2,500 | 42.4% | 1,060 |
| Minnesota School Boards Association | 5,410 | 22.3% | 1,206 |
| Total for Entity | \$7,910 | | \$2,266 |
| I.S.D. # 191 - Burnsville | | | |
| Association of Metropolitan School Districts, Inc. | 11,712 | 71.4% | 8,362 |
| Minnesota School Boards Association | 13,270 | 22.3% | 2,959 |
| Total for Entity | \$24,982 | | \$11,321 |
| I.S.D. # 192 - Farmington | | | |
| Association of Metropolitan School Districts, Inc. | 10,125 | 71.4% | 7,229 |
| Minnesota School Boards Association | 11,475 | 22.3% | 2,559 |
| Total for Entity | \$21,600 | | \$9,788 |
| I.S.D. # 194 - Lakeville | | | |
| Association of Metropolitan School Districts, Inc. | 11,931 | 71.4% | 8,519 |
| Minnesota School Boards Association | 13,733 | 22.3% | 3,062 |
| Total for Entity | \$25,664 | | \$11,581 |
| I.S.D. # 195 - Randolph | | | |
| Minnesota School Boards Association | 3,258 | 22.3% | 727 |
| Total for Entity | \$3,258 | | \$727 |
| I.S.D. # 196 - Rosemount-Apple Valley-Eagan | | | |
| Association of Metropolitan School Districts, Inc. | 11,968 | 71.4% | 8,545 |
| Minnesota School Boards Association | 16,240 | 22.3% | 3,622 |
| Schools for Equity in Education | 15,801 | 90.5% | 14,300 |
| Total for Entity | \$44,009 | | \$26,467 |
| I.S.D. # 197 - West Saint Paul-Mendota Heights-Eagan | | | |
| Association of Metropolitan School Districts, Inc. | 8,910 | 71.4% | 6,362 |
| Minnesota School Boards Association | 9,312 | 22.3% | 2,077 |
| Total for Entity | \$18,222 | | \$8,439 |

Table 5
2015 Lobbying Expenditures Paid With Association Dues
Listed by Entity

| Name of Entity (County) Association Name | Total Local Government Dues | Proportion of Dues Used for Lobbying | Total Dues Used for Lobbying |
|---|--|---|---|
| I.S.D. # 199 - Inver Grove Heights Schools | | | |
| Association of Metropolitan School Districts, Inc. | 8,562 | 71.4% | 6,113 |
| Minnesota School Boards Association | 8,326 | 22.3% | 1,857 |
| Total for Entity | \$16,888 | | \$7,970 |
| I.S.D. # 1S - Minneapolis | | | |
| Association of Metropolitan School Districts, Inc. | 11,968 | 71.4% | 8,545 |
| Minnesota School Boards Association | 16,240 | 22.3% | 3,622 |
| Total for Entity | \$28,208 | | \$12,167 |
| I.S.D. # 2 - Hill City | | | |
| Minnesota Rural Education Association | 1,404 | 42.4% | 595 |
| Minnesota School Boards Association | 2,542 | 22.3% | 567 |
| Total for Entity | \$3,946 | | \$1,162 |
| I.S.D. # 200 - Hastings | | | |
| Minnesota School Boards Association | 9,026 | 22.3% | 2,013 |
| Schools for Equity in Education | 5,505 | 90.5% | 4,982 |
| Total for Entity | \$14,531 | | \$6,995 |
| I.S.D. # 203 - Hayfield | | | |
| Minnesota School Boards Association | 3,630 | 22.3% | 809 |
| Total for Entity | \$3,630 | | \$809 |
| I.S.D. # 204 - Kasson-Mantorville | | | |
| Minnesota Rural Education Association | 1,250 | 42.4% | 530 |
| Minnesota School Boards Association | 6,179 | 22.3% | 1,378 |
| Schools for Equity in Education | 2,808 | 90.5% | 2,541 |
| Total for Entity | \$10,237 | | \$4,449 |
| I.S.D. # 206 - Alexandria | | | |
| Minnesota Rural Education Association | 2,500 | 42.4% | 1,060 |
| Minnesota School Boards Association | 8,401 | 22.3% | 1,873 |
| Total for Entity | \$10,901 | | \$2,933 |

Table 5
2015 Lobbying Expenditures Paid With Association Dues
Listed by Entity

| Name of Entity (County) Association Name | Total Local Government Dues | Proportion of Dues Used for Lobbying | Total Dues Used for Lobbying |
|---|--|---|---|
| I.S.D. # 2071 - Lake Crystal-Wellcome Memorial | | | |
| Minnesota Rural Education Association | 2,048 | 42.4% | 868 |
| Minnesota School Boards Association | 3,829 | 22.3% | 854 |
| Total for Entity | \$5,877 | | \$1,722 |
| I.S.D. # 2125 - Triton | | | |
| Minnesota School Boards Association | 4,495 | 22.3% | 1,002 |
| Total for Entity | \$4,495 | | \$1,002 |
| I.S.D. # 213 - Osakis | | | |
| Minnesota Rural Education Association | 2,035 | 42.4% | 863 |
| Minnesota School Boards Association | 3,863 | 22.3% | 861 |
| Total for Entity | \$5,898 | | \$1,724 |
| I.S.D. # 2134 - United South Central | | | |
| Minnesota Rural Education Association | 1,795 | 42.4% | 761 |
| Minnesota School Boards Association | 3,365 | 22.3% | 750 |
| Total for Entity | \$5,160 | | \$1,511 |
| I.S.D. # 2135 - Maple River | | | |
| Minnesota Rural Education Association | 2,228 | 42.4% | 945 |
| Minnesota School Boards Association | 4,156 | 22.3% | 927 |
| Total for Entity | \$6,384 | | \$1,872 |
| I.S.D. # 2137 - Kingsland | | | |
| Minnesota Rural Education Association | 1,737 | 42.4% | 736 |
| Minnesota School Boards Association | 3,315 | 22.3% | 739 |
| Total for Entity | \$5,052 | | \$1,475 |
| I.S.D. # 2142 - Saint Louis County | | | |
| Minnesota Rural Education Association | 2,500 | 42.4% | 1,060 |
| Minnesota School Boards Association | 5,835 | 22.3% | 1,301 |
| Total for Entity | \$8,335 | | \$2,361 |
| I.S.D. # 2143 - Waterville-Elysian-Morristown | | | |
| Minnesota School Boards Association | 3,905 | 22.3% | 871 |
| Total for Entity | \$3,905 | | \$871 |

Table 5
2015 Lobbying Expenditures Paid With Association Dues
Listed by Entity

| Name of Entity (County) Association Name | Total Local Government Dues | Proportion of Dues Used for Lobbying | Total Dues Used for Lobbying |
|---|--|---|---|
| I.S.D. # 2144 - Chisago Lakes | | | |
| Minnesota School Boards Association | 7,740 | 22.3% | 1,726 |
| Schools for Equity in Education | 4,232 | 90.5% | 3,830 |
| Total for Entity | \$11,972 | | \$5,556 |
| I.S.D. # 2149 - Minnewaska | | | |
| Minnesota Rural Education Association | 2,217 | 42.4% | 940 |
| Minnesota School Boards Association | 4,270 | 22.3% | 952 |
| Total for Entity | \$6,487 | | \$1,892 |
| I.S.D. # 2154 - Eveleth-Gilbert | | | |
| Minnesota Rural Education Association | 2,282 | 42.4% | 968 |
| Minnesota School Boards Association | 4,167 | 22.3% | 929 |
| Total for Entity | \$6,449 | | \$1,897 |
| I.S.D. # 2155 - Wadena-Deer Creek | | | |
| Minnesota Rural Education Association | 2,182 | 42.4% | 925 |
| Minnesota School Boards Association | 4,134 | 22.3% | 922 |
| Total for Entity | \$6,316 | | \$1,847 |
| I.S.D. # 2159 - Buffalo Lake-Hector | | | |
| Minnesota School Boards Association | 3,213 | 22.3% | 716 |
| Total for Entity | \$3,213 | | \$716 |
| I.S.D. # 2164 - Dilworth-Glyndon-Felton | | | |
| Minnesota Rural Education Association | 2,500 | 42.4% | 1,060 |
| Minnesota School Boards Association | 5,265 | 22.3% | 1,174 |
| Total for Entity | \$7,765 | | \$2,234 |
| I.S.D. # 2165 - Hinckley-Finlayson | | | |
| Minnesota School Boards Association | 4,031 | 22.3% | 899 |
| Schools for Equity in Education | 2,124 | 90.5% | 1,922 |
| Total for Entity | \$6,155 | | \$2,821 |
| I.S.D. # 2167 - Lakeview | | | |
| Minnesota Rural Education Association | 1,808 | 42.4% | 767 |
| Minnesota School Boards Association | 3,384 | 22.3% | 755 |
| Total for Entity | \$5,192 | | \$1,522 |

Table 5
2015 Lobbying Expenditures Paid With Association Dues
Listed by Entity

| Name of Entity (County) Association Name | Total Local Government Dues | Proportion of Dues Used for Lobbying | Total Dues Used for Lobbying |
|---|--|---|---|
| I.S.D. # 2168 - N.R.H.E.G. | | | |
| Minnesota Rural Education Association | 2,136 | 42.4% | 906 |
| Minnesota School Boards Association | 4,032 | 22.3% | 899 |
| Total for Entity | \$6,168 | | \$1,805 |
| I.S.D. # 2169 - Murray County Central | | | |
| Minnesota Rural Education Association | 1,626 | 42.4% | 689 |
| Minnesota School Boards Association | 3,570 | 22.3% | 796 |
| Total for Entity | \$5,196 | | \$1,485 |
| I.S.D. # 2170 - Staples-Motley | | | |
| Minnesota Rural Education Association | 2,422 | 42.4% | 1,027 |
| Minnesota School Boards Association | 4,468 | 22.3% | 996 |
| Total for Entity | \$6,890 | | \$2,023 |
| I.S.D. # 2171 - Kittson Central | | | |
| Minnesota Rural Education Association | 1,382 | 42.4% | 586 |
| Minnesota School Boards Association | 2,545 | 22.3% | 568 |
| Total for Entity | \$3,927 | | \$1,154 |
| I.S.D. # 2172 - Kenyon-Wanamingo | | | |
| Minnesota School Boards Association | 3,797 | 22.3% | 847 |
| Total for Entity | \$3,797 | | \$847 |
| I.S.D. # 2174 - Pine River-Backus | | | |
| Minnesota Rural Education Association | 2,057 | 42.4% | 872 |
| Minnesota School Boards Association | 3,898 | 22.3% | 869 |
| Schools for Equity in Education | 2,105 | 90.5% | 1,905 |
| Total for Entity | \$8,060 | | \$3,646 |
| I.S.D. # 2176 - Warren-Alvarado-Oslo | | | |
| Minnesota Rural Education Association | 1,557 | 42.4% | 660 |
| Minnesota School Boards Association | 2,877 | 22.3% | 642 |
| Total for Entity | \$4,434 | | \$1,302 |

Table 5
2015 Lobbying Expenditures Paid With Association Dues
Listed by Entity

| Name of Entity (County) Association Name | Total Local Government Dues | Proportion of Dues Used for Lobbying | Total Dues Used for Lobbying |
|---|--|---|---|
| I.S.D. # 2180 - M.A.C.C.R.A.Y. | | | |
| Minnesota Rural Education Association | 1,788 | 42.4% | 758 |
| Minnesota School Boards Association | 3,450 | 22.3% | 769 |
| Total for Entity | \$5,238 | | \$1,527 |
| I.S.D. # 2184 - Luverne | | | |
| Minnesota Rural Education Association | 2,373 | 42.4% | 1,006 |
| Minnesota School Boards Association | 4,497 | 22.3% | 1,003 |
| Total for Entity | \$6,870 | | \$2,009 |
| I.S.D. # 2190 - Yellow Medicine East | | | |
| Minnesota Rural Education Association | 1,960 | 42.4% | 831 |
| Minnesota School Boards Association | 3,734 | 22.3% | 833 |
| Total for Entity | \$5,694 | | \$1,664 |
| I.S.D. # 2198 - Fillmore Central | | | |
| Minnesota Rural Education Association | 1,669 | 42.4% | 708 |
| Minnesota School Boards Association | 3,221 | 22.3% | 718 |
| Total for Entity | \$4,890 | | \$1,426 |
| I.S.D. # 22 - Detroit Lakes | | | |
| Minnesota Rural Education Association | 2,500 | 42.4% | 1,060 |
| Minnesota School Boards Association | 7,176 | 22.3% | 1,600 |
| Total for Entity | \$9,676 | | \$2,660 |
| I.S.D. # 2215 - Norman County East | | | |
| Minnesota Rural Education Association | 1,435 | 42.4% | 608 |
| Minnesota School Boards Association | 2,614 | 22.3% | 583 |
| Total for Entity | \$4,049 | | \$1,191 |
| I.S.D. # 227 - Chatfield | | | |
| Minnesota Rural Education Association | 2,095 | 42.4% | 888 |
| Minnesota School Boards Association | 3,935 | 22.3% | 878 |
| Total for Entity | \$6,030 | | \$1,766 |
| I.S.D. # 229 - Lanesboro | | | |
| Minnesota School Boards Association | 2,686 | 22.3% | 599 |
| Total for Entity | \$2,686 | | \$599 |

Table 5
2015 Lobbying Expenditures Paid With Association Dues
Listed by Entity

| Name of Entity (County) Association Name | Total Local Government Dues | Proportion of Dues Used for Lobbying | Total Dues Used for Lobbying |
|--|-----------------------------------|---|---------------------------------------|
| I.S.D. # 23 - Frazee-Vergas | | | |
| Minnesota Rural Education Association | 2,084 | 42.4% | 884 |
| Minnesota School Boards Association | 3,948 | 22.3% | 880 |
| Total for Entity | \$6,032 | | \$1,764 |
| I.S.D. # 2310 - Sibley East | | | |
| Minnesota Rural Education Association | 1,224 | 42.4% | 519 |
| Minnesota School Boards Association | 4,520 | 22.3% | 1,008 |
| Total for Entity | \$5,744 | | \$1,527 |
| I.S.D. # 2311 - Clearbrook-Gonvick | | | |
| Minnesota Rural Education Association | 1,590 | 42.4% | 674 |
| Minnesota School Boards Association | 2,914 | 22.3% | 650 |
| Total for Entity | \$4,504 | | \$1,324 |
| I.S.D. # 2342 - West Central Area | | | |
| Minnesota Rural Education Association | 1,879 | 42.4% | 797 |
| Minnesota School Boards Association | 3,592 | 22.3% | 801 |
| Total for Entity | \$5,471 | | \$1,598 |
| I.S.D. # 2358 - Tri-County | | | |
| Minnesota Rural Education Association | 1,326 | 42.4% | 562 |
| Minnesota School Boards Association | 2,340 | 22.3% | 522 |
| Total for Entity | \$3,666 | | \$1,084 |
| I.S.D. # 2364 - Belgrade-Brooten-Elrosa | | | |
| Minnesota Rural Education Association | 1,792 | 42.4% | 760 |
| Minnesota School Boards Association | 3,421 | 22.3% | 763 |
| Total for Entity | \$5,213 | | \$1,523 |
| I.S.D. # 2365 - G.F.W. | | | |
| Minnesota Rural Education Association | 1,011 | 42.4% | 429 |
| Minnesota School Boards Association | 3,669 | 22.3% | 818 |
| Total for Entity | \$4,680 | | \$1,247 |

Table 5
2015 Lobbying Expenditures Paid With Association Dues
Listed by Entity

| Name of Entity (County) Association Name | Total Local Government Dues | Proportion of Dues Used for Lobbying | Total Dues Used for Lobbying |
|---|--|---|---|
| I.S.D. # 238 - Mabel-Canton | | | |
| Minnesota Rural Education Association | 1,086 | 42.4% | 460 |
| Minnesota School Boards Association | 2,463 | 22.3% | 549 |
| Total for Entity | \$3,549 | | \$1,009 |
| I.S.D. # 239 - Rushford-Peterson | | | |
| Minnesota Rural Education Association | 1,833 | 42.4% | 777 |
| Minnesota School Boards Association | 3,404 | 22.3% | 759 |
| Total for Entity | \$5,237 | | \$1,536 |
| I.S.D. # 2396 - A.C.G.C. | | | |
| Minnesota School Boards Association | 3,689 | 22.3% | 823 |
| Total for Entity | \$3,689 | | \$823 |
| I.S.D. # 2397 - Le Sueur-Henderson | | | |
| Minnesota School Boards Association | 4,199 | 22.3% | 936 |
| Total for Entity | \$4,199 | | \$936 |
| I.S.D. # 241 - Albert Lea | | | |
| Minnesota School Boards Association | 7,684 | 22.3% | 1,714 |
| Schools for Equity in Education | 4,216 | 90.5% | 3,815 |
| Total for Entity | \$11,900 | | \$5,529 |
| I.S.D. # 242 - Alden-Conger | | | |
| Minnesota School Boards Association | 3,045 | 22.3% | 679 |
| Total for Entity | \$3,045 | | \$679 |
| I.S.D. # 2448 - Martin County West | | | |
| Minnesota School Boards Association | 3,648 | 22.3% | 814 |
| Total for Entity | \$3,648 | | \$814 |
| I.S.D. # 25 - Pine Point | | | |
| Minnesota Rural Education Association | 1,176 | 42.4% | 499 |
| Minnesota School Boards Association | 2,009 | 22.3% | 448 |
| Total for Entity | \$3,185 | | \$947 |

Table 5
2015 Lobbying Expenditures Paid With Association Dues
Listed by Entity

| Name of Entity (County) Association Name | Total Local Government Dues | Proportion of Dues Used for Lobbying | Total Dues Used for Lobbying |
|---|--|---|---|
| I.S.D. # 252 - Cannon Falls | | | |
| Minnesota School Boards Association | 4,460 | 22.3% | 995 |
| Schools for Equity in Education | 2,202 | 90.5% | 1,993 |
| Total for Entity | \$6,662 | | \$2,988 |
| I.S.D. # 2527 - Norman County West | | | |
| Minnesota Rural Education Association | 1,411 | 42.4% | 598 |
| Minnesota School Boards Association | 2,552 | 22.3% | 569 |
| Total for Entity | \$3,963 | | \$1,167 |
| I.S.D. # 253 - Goodhue | | | |
| Minnesota Rural Education Association | 1,817 | 42.4% | 770 |
| Minnesota School Boards Association | 3,388 | 22.3% | 756 |
| Total for Entity | \$5,205 | | \$1,526 |
| I.S.D. # 2534 - Bird Island-Olivia-Lake Lillian | | | |
| Minnesota Rural Education Association | 1,853 | 42.4% | 786 |
| Minnesota School Boards Association | 3,565 | 22.3% | 795 |
| Total for Entity | \$5,418 | | \$1,581 |
| I.S.D. # 2536 - Granada Huntley-East Chain | | | |
| Minnesota School Boards Association | 2,358 | 22.3% | 526 |
| Total for Entity | \$2,358 | | \$526 |
| I.S.D. # 255 - Pine Island | | | |
| Minnesota Rural Education Association | 1,223 | 42.4% | 519 |
| Minnesota School Boards Association | 4,525 | 22.3% | 1,009 |
| Total for Entity | \$5,748 | | \$1,528 |
| I.S.D. # 256 - Red Wing | | | |
| Minnesota Rural Education Association | 1,250 | 42.4% | 530 |
| Minnesota School Boards Association | 7,050 | 22.3% | 1,572 |
| Total for Entity | \$8,300 | | \$2,102 |
| I.S.D. # 2580 - East Central | | | |
| Minnesota School Boards Association | 3,625 | 22.3% | 808 |
| Schools for Equity in Education | 2,056 | 90.5% | 1,861 |
| Total for Entity | \$5,681 | | \$2,669 |

Table 5
2015 Lobbying Expenditures Paid With Association Dues
Listed by Entity

| Name of Entity (County) Association Name | Total Local Government Dues | Proportion of Dues Used for Lobbying | Total Dues Used for Lobbying |
|---|--|---|---|
| I.S.D. # 2609 - Win-E-Mac | | | |
| Minnesota Rural Education Association | 1,533 | 42.4% | 650 |
| Minnesota School Boards Association | 2,900 | 22.3% | 647 |
| Total for Entity | \$4,433 | | \$1,297 |
| I.S.D. # 261 - Ashby | | | |
| Minnesota Rural Education Association | 1,367 | 42.4% | 580 |
| Minnesota School Boards Association | 2,476 | 22.3% | 552 |
| Total for Entity | \$3,843 | | \$1,132 |
| I.S.D. # 264 - Herman-Norcross | | | |
| Minnesota Rural Education Association | 1,201 | 42.4% | 509 |
| Minnesota School Boards Association | 2,071 | 22.3% | 462 |
| Total for Entity | \$3,272 | | \$971 |
| I.S.D. # 2683 - Greenbush-Middle River | | | |
| Minnesota Rural Education Association | 1,262 | 42.4% | 535 |
| Minnesota School Boards Association | 2,892 | 22.3% | 645 |
| Total for Entity | \$4,154 | | \$1,180 |
| I.S.D. # 2687 - Howard Lake-Waverly-Winsted | | | |
| Minnesota School Boards Association | 4,300 | 22.3% | 959 |
| Schools for Equity in Education | 2,167 | 90.5% | 1,961 |
| Total for Entity | \$6,467 | | \$2,920 |
| I.S.D. # 2689 - Pipestone Area Schools | | | |
| Minnesota Rural Education Association | 2,300 | 42.4% | 975 |
| Minnesota School Boards Association | 4,366 | 22.3% | 974 |
| Total for Entity | \$6,666 | | \$1,949 |
| I.S.D. # 270 - Hopkins | | | |
| Association of Metropolitan School Districts, Inc. | 9,984 | 71.4% | 7,129 |
| Minnesota School Boards Association | 11,516 | 22.3% | 2,568 |
| Total for Entity | \$21,500 | | \$9,697 |

Table 5
2015 Lobbying Expenditures Paid With Association Dues
Listed by Entity

| Name of Entity (County) Association Name | Total Local Government Dues | Proportion of Dues Used for Lobbying | Total Dues Used for Lobbying |
|---|--|---|---|
| I.S.D. # 271 - Bloomington | | | |
| Association of Metropolitan School Districts, Inc. | 11,758 | 71.4% | 8,395 |
| Minnesota School Boards Association | 13,544 | 22.3% | 3,020 |
| Total for Entity | \$25,302 | | \$11,415 |
| I.S.D. # 2711 - Mesabi East | | | |
| Minnesota Rural Education Association | 2,126 | 42.4% | 901 |
| Minnesota School Boards Association | 4,012 | 22.3% | 895 |
| Total for Entity | \$6,138 | | \$1,796 |
| I.S.D. # 272 - Eden Prairie | | | |
| Association of Metropolitan School Districts, Inc. | 11,236 | 71.4% | 8,023 |
| Minnesota School Boards Association | 13,052 | 22.3% | 2,911 |
| Total for Entity | \$24,288 | | \$10,934 |
| I.S.D. # 273 - Edina | | | |
| Association of Metropolitan School Districts, Inc. | 10,149 | 71.4% | 7,246 |
| Minnesota School Boards Association | 12,538 | 22.3% | 2,796 |
| Total for Entity | \$22,687 | | \$10,042 |
| I.S.D. # 2752 - Fairmont Area Schools | | | |
| Minnesota Rural Education Association | 2,500 | 42.4% | 1,060 |
| Minnesota School Boards Association | 5,597 | 22.3% | 1,248 |
| Total for Entity | \$8,097 | | \$2,308 |
| I.S.D. # 2753 - Long Prairie-Grey Eagle | | | |
| Minnesota School Boards Association | 3,971 | 22.3% | 886 |
| Total for Entity | \$3,971 | | \$886 |
| I.S.D. # 2754 - Cedar Mountain | | | |
| Minnesota Rural Education Association | 1,655 | 42.4% | 702 |
| Minnesota School Boards Association | 3,055 | 22.3% | 681 |
| Total for Entity | \$4,710 | | \$1,383 |
| I.S.D. # 2759 - Eagle Valley Public Schools | | | |
| Minnesota Rural Education Association | 1,414 | 42.4% | 600 |
| Minnesota School Boards Association | 2,521 | 22.3% | 562 |
| Total for Entity | \$3,935 | | \$1,162 |

Table 5
2015 Lobbying Expenditures Paid With Association Dues
Listed by Entity

| Name of Entity (County) Association Name | Total Local Government Dues | Proportion of Dues Used for Lobbying | Total Dues Used for Lobbying |
|---|--|---|---|
| I.S.D. # 276 - Minnetonka | | | |
| Association of Metropolitan School Districts, Inc. | 10,161 | 71.4% | 7,255 |
| Minnesota School Boards Association | 13,390 | 22.3% | 2,986 |
| Total for Entity | \$23,551 | | \$10,241 |
| I.S.D. # 2769 - Morris Area | | | |
| Minnesota Rural Education Association | 2,171 | 42.4% | 921 |
| Minnesota School Boards Association | 4,177 | 22.3% | 931 |
| Total for Entity | \$6,348 | | \$1,852 |
| I.S.D. # 277 - Westonka | | | |
| Minnesota School Boards Association | 6,324 | 22.3% | 1,410 |
| Total for Entity | \$6,324 | | \$1,410 |
| I.S.D. # 278 - Orono | | | |
| Association of Metropolitan School Districts, Inc. | 7,478 | 71.4% | 5,339 |
| Minnesota School Boards Association | 7,095 | 22.3% | 1,582 |
| Total for Entity | \$14,573 | | \$6,921 |
| I.S.D. # 279 - Osseo | | | |
| Association of Metropolitan School Districts, Inc. | 11,968 | 71.4% | 8,545 |
| Minnesota School Boards Association | 16,240 | 22.3% | 3,622 |
| Total for Entity | \$28,208 | | \$12,167 |
| I.S.D. # 280 - Richfield | | | |
| Association of Metropolitan School Districts, Inc. | 8,905 | 71.4% | 6,358 |
| Minnesota School Boards Association | 8,858 | 22.3% | 1,975 |
| Total for Entity | \$17,763 | | \$8,333 |
| I.S.D. # 2805 - Zumbrota-Mazeppa | | | |
| Minnesota Rural Education Association | 2,329 | 42.4% | 987 |
| Minnesota School Boards Association | 4,322 | 22.3% | 964 |
| Total for Entity | \$6,651 | | \$1,951 |
| I.S.D. # 281 - Robbinsdale | | | |
| Association of Metropolitan School Districts, Inc. | 11,968 | 71.4% | 8,545 |
| Minnesota School Boards Association | 14,124 | 22.3% | 3,150 |
| Total for Entity | \$26,092 | | \$11,695 |

Table 5
2015 Lobbying Expenditures Paid With Association Dues
Listed by Entity

| Name of Entity (County) Association Name | Total Local Government Dues | Proportion of Dues Used for Lobbying | Total Dues Used for Lobbying |
|---|--|---|---|
| I.S.D. # 282 - Saint Anthony-New Brighton | | | |
| Association of Metropolitan School Districts, Inc. | 7,035 | 71.4% | 5,023 |
| Minnesota School Boards Association | 5,557 | 22.3% | 1,239 |
| Total for Entity | \$12,592 | | \$6,262 |
| I.S.D. # 283 - Saint Louis Park | | | |
| Association of Metropolitan School Districts, Inc. | 8,734 | 71.4% | 6,236 |
| Minnesota School Boards Association | 9,107 | 22.3% | 2,031 |
| Total for Entity | \$17,841 | | \$8,267 |
| I.S.D. # 2835 - Janesville-Waldorf-Pemberton | | | |
| Minnesota Rural Education Association | 876 | 42.4% | 371 |
| Minnesota School Boards Association | 3,247 | 22.3% | 724 |
| Total for Entity | \$4,123 | | \$1,095 |
| I.S.D. # 284 - Wayzata | | | |
| Association of Metropolitan School Districts, Inc. | 11,763 | 71.4% | 8,399 |
| Minnesota School Boards Association | 13,687 | 22.3% | 3,052 |
| Total for Entity | \$25,450 | | \$11,451 |
| I.S.D. # 2853 - Lac qui Parle Valley | | | |
| Minnesota Rural Education Association | 1,979 | 42.4% | 839 |
| Minnesota School Boards Association | 3,646 | 22.3% | 813 |
| Total for Entity | \$5,625 | | \$1,652 |
| I.S.D. # 2854 - Ada-Borup | | | |
| Minnesota Rural Education Association | 1,628 | 42.4% | 690 |
| Minnesota School Boards Association | 3,034 | 22.3% | 677 |
| Total for Entity | \$4,662 | | \$1,367 |
| I.S.D. # 2856 - Stephen-Argyle Central Schools | | | |
| Minnesota Rural Education Association | 1,426 | 42.4% | 605 |
| Minnesota School Boards Association | 2,634 | 22.3% | 587 |
| Total for Entity | \$4,060 | | \$1,192 |
| I.S.D. # 2859 - Glencoe-Silver Lake | | | |
| Minnesota School Boards Association | 5,374 | 22.3% | 1,198 |
| Total for Entity | \$5,374 | | \$1,198 |

Table 5
2015 Lobbying Expenditures Paid With Association Dues
Listed by Entity

| Name of Entity (County) Association Name | Total Local Government Dues | Proportion of Dues Used for Lobbying | Total Dues Used for Lobbying |
|---|--|---|---|
| I.S.D. # 286 - Brooklyn Center | | | |
| Association of Metropolitan School Districts, Inc. | 7,354 | 71.4% | 5,251 |
| Minnesota School Boards Association | 6,371 | 22.3% | 1,421 |
| Total for Entity | \$13,725 | | \$6,672 |
| I.S.D. # 2860 - Blue Earth Area Public Schools | | | |
| Minnesota Rural Education Association | 2,420 | 42.4% | 1,026 |
| Minnesota School Boards Association | 4,575 | 22.3% | 1,020 |
| Total for Entity | \$6,995 | | \$2,046 |
| I.S.D. # 2884 - Red Rock Central | | | |
| Minnesota Rural Education Association | 1,504 | 42.4% | 638 |
| Minnesota School Boards Association | 2,813 | 22.3% | 627 |
| Total for Entity | \$4,317 | | \$1,265 |
| I.S.D. # 2886 - Glenville-Emmons | | | |
| Minnesota Rural Education Association | 1,207 | 42.4% | 512 |
| Minnesota School Boards Association | 2,710 | 22.3% | 604 |
| Total for Entity | \$3,917 | | \$1,116 |
| I.S.D. # 2888 - Clinton-Graceville-Beardsley | | | |
| Minnesota Rural Education Association | 1,439 | 42.4% | 610 |
| Minnesota School Boards Association | 2,671 | 22.3% | 596 |
| Total for Entity | \$4,110 | | \$1,206 |
| I.S.D. # 2889 - Lake Park Audubon District | | | |
| Minnesota Rural Education Association | 1,761 | 42.4% | 747 |
| Minnesota School Boards Association | 3,482 | 22.3% | 776 |
| Total for Entity | \$5,243 | | \$1,523 |
| I.S.D. # 2890 - Renville County West | | | |
| Minnesota Rural Education Association | 1,661 | 42.4% | 704 |
| Minnesota School Boards Association | 3,097 | 22.3% | 691 |
| Total for Entity | \$4,758 | | \$1,395 |

Table 5
2015 Lobbying Expenditures Paid With Association Dues
Listed by Entity

| Name of Entity (County) Association Name | Total Local Government Dues | Proportion of Dues Used for Lobbying | Total Dues Used for Lobbying |
|---|--|---|---|
| I.S.D. # 2895 - Jackson County Central | | | |
| Minnesota Rural Education Association | 2,447 | 42.4% | 1,038 |
| Minnesota School Boards Association | 4,574 | 22.3% | 1,020 |
| Total for Entity | \$7,021 | | \$2,058 |
| I.S.D. # 2897 - Redwood Area Schools | | | |
| Minnesota Rural Education Association | 2,308 | 42.4% | 979 |
| Minnesota School Boards Association | 4,257 | 22.3% | 949 |
| Total for Entity | \$6,565 | | \$1,928 |
| I.S.D. # 2898 - Westbrook-Walnut Grove Schools | | | |
| Minnesota Rural Education Association | 1,261 | 42.4% | 535 |
| Minnesota School Boards Association | 2,860 | 22.3% | 638 |
| Total for Entity | \$4,121 | | \$1,173 |
| I.S.D. # 2899 - Plainview-Elgin-Millville | | | |
| Minnesota Rural Education Association | 2,500 | 42.4% | 1,060 |
| Minnesota School Boards Association | 5,172 | 22.3% | 1,153 |
| Total for Entity | \$7,672 | | \$2,213 |
| I.S.D. # 2902 - RTR Public Schools | | | |
| Minnesota Rural Education Association | 1,402 | 42.4% | 594 |
| Minnesota School Boards Association | 3,192 | 22.3% | 712 |
| Total for Entity | \$4,594 | | \$1,306 |
| I.S.D. # 2903 - Ortonville | | | |
| Minnesota Rural Education Association | 1,625 | 42.4% | 689 |
| Minnesota School Boards Association | 3,026 | 22.3% | 675 |
| Total for Entity | \$4,651 | | \$1,364 |
| I.S.D. # 2904 - Tracy Public Schools | | | |
| Minnesota Rural Education Association | 1,910 | 42.4% | 810 |
| Minnesota School Boards Association | 3,621 | 22.3% | 807 |
| Total for Entity | \$5,531 | | \$1,617 |

Table 5
2015 Lobbying Expenditures Paid With Association Dues
Listed by Entity

| Name of Entity (County) Association Name | Total Local Government Dues | Proportion of Dues Used for Lobbying | Total Dues Used for Lobbying |
|---|--|---|---|
| I.S.D. # 2905 - Tri-City United | | | |
| Minnesota School Boards Association | 5,745 | 22.3% | 1,281 |
| Schools for Equity in Education | 2,588 | 90.5% | 2,342 |
| Total for Entity | \$8,333 | | \$3,623 |
| I.S.D. # 2906 - Red Lake County Central | | | |
| Minnesota Rural Education Association | 1,231 | 42.4% | 522 |
| Minnesota School Boards Association | 2,766 | 22.3% | 617 |
| Total for Entity | \$3,997 | | \$1,139 |
| I.S.D. # 2907 - Round Lake-Brewster | | | |
| Minnesota Rural Education Association | 1,385 | 42.4% | 587 |
| Minnesota School Boards Association | 2,450 | 22.3% | 546 |
| Total for Entity | \$3,835 | | \$1,133 |
| I.S.D. # 2908 - Brandon-Evansville | | | |
| Minnesota Rural Education Association | 1,595 | 42.4% | 676 |
| Minnesota School Boards Association | 2,909 | 22.3% | 649 |
| Total for Entity | \$4,504 | | \$1,325 |
| I.S.D. # 294 - Houston | | | |
| Minnesota Rural Education Association | 2,500 | 42.4% | 1,060 |
| Minnesota School Boards Association | 6,486 | 22.3% | 1,446 |
| Total for Entity | \$8,986 | | \$2,506 |
| I.S.D. # 297 - Spring Grove | | | |
| Minnesota Rural Education Association | 1,473 | 42.4% | 625 |
| Minnesota School Boards Association | 2,747 | 22.3% | 613 |
| Total for Entity | \$4,220 | | \$1,238 |
| I.S.D. # 299 - Caledonia | | | |
| Minnesota Rural Education Association | 1,816 | 42.4% | 770 |
| Minnesota School Boards Association | 3,404 | 22.3% | 759 |
| Total for Entity | \$5,220 | | \$1,529 |

Table 5
2015 Lobbying Expenditures Paid With Association Dues
Listed by Entity

| Name of Entity (County) Association Name | Total Local Government Dues | Proportion of Dues Used for Lobbying | Total Dues Used for Lobbying |
|---|--|---|---|
| I.S.D. # 300 - La Crescent-Hokah | | | |
| Minnesota School Boards Association | 4,479 | 22.3% | 999 |
| Schools for Equity in Education | 2,100 | 90.5% | 1,900 |
| Total for Entity | \$6,579 | | \$2,899 |
| I.S.D. # 306 - Laporte | | | |
| Minnesota Rural Education Association | 1,383 | 42.4% | 586 |
| Minnesota School Boards Association | 2,594 | 22.3% | 578 |
| Total for Entity | \$3,977 | | \$1,164 |
| I.S.D. # 308 - Nevis | | | |
| Minnesota Rural Education Association | 1,717 | 42.4% | 728 |
| Minnesota School Boards Association | 3,217 | 22.3% | 717 |
| Total for Entity | \$4,934 | | \$1,445 |
| I.S.D. # 309 - Park Rapids | | | |
| Minnesota Rural Education Association | 2,500 | 42.4% | 1,060 |
| Minnesota School Boards Association | 5,171 | 22.3% | 1,153 |
| Total for Entity | \$7,671 | | \$2,213 |
| I.S.D. # 31 - Bemidji | | | |
| Minnesota Rural Education Association | 2,500 | 42.4% | 1,060 |
| Minnesota School Boards Association | 9,776 | 22.3% | 2,180 |
| Total for Entity | \$12,276 | | \$3,240 |
| I.S.D. # 314 - Braham | | | |
| Minnesota School Boards Association | 3,777 | 22.3% | 842 |
| Schools for Equity in Education | 2,057 | 90.5% | 1,862 |
| Total for Entity | \$5,834 | | \$2,704 |
| I.S.D. # 316 - Greenway | | | |
| Minnesota Rural Education Association | 1,948 | 42.4% | 826 |
| Minnesota School Boards Association | 4,241 | 22.3% | 946 |
| Total for Entity | \$6,189 | | \$1,772 |

Table 5
2015 Lobbying Expenditures Paid With Association Dues
Listed by Entity

| Name of Entity (County) Association Name | Total Local Government Dues | Proportion of Dues Used for Lobbying | Total Dues Used for Lobbying |
|---|--|---|---|
| I.S.D. # 317 - Deer River | | | |
| Minnesota Rural Education Association | 2,079 | 42.4% | 881 |
| Minnesota School Boards Association | 3,914 | 22.3% | 873 |
| Total for Entity | \$5,993 | | \$1,754 |
| I.S.D. # 318 - Grand Rapids | | | |
| Minnesota Rural Education Association | 2,500 | 42.4% | 1,060 |
| Minnesota School Boards Association | 8,405 | 22.3% | 1,874 |
| Total for Entity | \$10,905 | | \$2,934 |
| I.S.D. # 319 - Nashwauk-Keewatin | | | |
| Minnesota Rural Education Association | 1,424 | 42.4% | 604 |
| Minnesota School Boards Association | 3,213 | 22.3% | 716 |
| Total for Entity | \$4,637 | | \$1,320 |
| I.S.D. # 32 - Blackduck | | | |
| Minnesota Rural Education Association | 1,640 | 42.4% | 695 |
| Minnesota School Boards Association | 3,327 | 22.3% | 742 |
| Total for Entity | \$4,967 | | \$1,437 |
| I.S.D. # 330 - Heron Lake-Okabena | | | |
| Minnesota Rural Education Association | 1,138 | 42.4% | 483 |
| Minnesota School Boards Association | 2,605 | 22.3% | 581 |
| Total for Entity | \$3,743 | | \$1,064 |
| I.S.D. # 332 - Mora | | | |
| Minnesota School Boards Association | 5,537 | 22.3% | 1,235 |
| Schools for Equity in Education | 2,298 | 90.5% | 2,080 |
| Total for Entity | \$7,835 | | \$3,315 |
| I.S.D. # 333 - Ogilvie | | | |
| Minnesota Rural Education Association | 1,690 | 42.4% | 717 |
| Minnesota School Boards Association | 3,157 | 22.3% | 704 |
| Total for Entity | \$4,847 | | \$1,421 |

Table 5
2015 Lobbying Expenditures Paid With Association Dues
Listed by Entity

| Name of Entity (County) Association Name | Total Local Government Dues | Proportion of Dues Used for Lobbying | Total Dues Used for Lobbying |
|---|--|---|---|
| I.S.D. # 345 - New London-Spicer | | | |
| Minnesota School Boards Association | 4,808 | 22.3% | 1,072 |
| Schools for Equity in Education | 2,327 | 90.5% | 2,106 |
| Total for Entity | \$7,135 | | \$3,178 |
| I.S.D. # 347 - Willmar | | | |
| Minnesota Rural Education Association | 2,500 | 42.4% | 1,060 |
| Minnesota School Boards Association | 8,466 | 22.3% | 1,888 |
| Total for Entity | \$10,966 | | \$2,948 |
| I.S.D. # 356 - Lancaster | | | |
| Minnesota Rural Education Association | 1,267 | 42.4% | 537 |
| Minnesota School Boards Association | 2,228 | 22.3% | 497 |
| Total for Entity | \$3,495 | | \$1,034 |
| I.S.D. # 36 - Kelliher | | | |
| Minnesota Rural Education Association | 1,381 | 42.4% | 586 |
| Minnesota School Boards Association | 2,471 | 22.3% | 551 |
| Total for Entity | \$3,852 | | \$1,137 |
| I.S.D. # 361 - International Falls | | | |
| Minnesota Rural Education Association | 2,288 | 42.4% | 970 |
| Minnesota School Boards Association | 4,272 | 22.3% | 953 |
| Total for Entity | \$6,560 | | \$1,923 |
| I.S.D. # 362 - Littlefork-Big Falls | | | |
| Minnesota Rural Education Association | 1,458 | 42.4% | 618 |
| Minnesota School Boards Association | 2,708 | 22.3% | 604 |
| Total for Entity | \$4,166 | | \$1,222 |
| I.S.D. # 363 - South Koochiching | | | |
| Minnesota Rural Education Association | 1,458 | 42.4% | 618 |
| Minnesota School Boards Association | 2,710 | 22.3% | 604 |
| Total for Entity | \$4,168 | | \$1,222 |
| I.S.D. # 378 - Dawson-Boyd | | | |
| Minnesota School Boards Association | 3,062 | 22.3% | 683 |
| Total for Entity | \$3,062 | | \$683 |

Table 5
2015 Lobbying Expenditures Paid With Association Dues
Listed by Entity

| Name of Entity (County) Association Name | Total Local Government Dues | Proportion of Dues Used for Lobbying | Total Dues Used for Lobbying |
|---|--|---|---|
| I.S.D. # 38 - Red Lake | | | |
| Minnesota Rural Education Association | 2,500 | 42.4% | 1,060 |
| Minnesota School Boards Association | 4,780 | 22.3% | 1,066 |
| Total for Entity | \$7,280 | | \$2,126 |
| I.S.D. # 381 - Lake Superior | | | |
| Minnesota Rural Education Association | 1,250 | 42.4% | 530 |
| Minnesota School Boards Association | 4,783 | 22.3% | 1,067 |
| Total for Entity | \$6,033 | | \$1,597 |
| I.S.D. # 390 - Lake of the Woods | | | |
| Minnesota Rural Education Association | 1,608 | 42.4% | 682 |
| Minnesota School Boards Association | 2,971 | 22.3% | 663 |
| Total for Entity | \$4,579 | | \$1,345 |
| I.S.D. # 391 - Cleveland Public School | | | |
| Minnesota School Boards Association | 2,942 | 22.3% | 656 |
| Total for Entity | \$2,942 | | \$656 |
| I.S.D. # 4 - McGregor | | | |
| Minnesota Rural Education Association | 769 | 42.4% | 326 |
| Minnesota School Boards Association | 2,813 | 22.3% | 627 |
| Total for Entity | \$3,582 | | \$953 |
| I.S.D. # 402 - Hendricks | | | |
| Minnesota Rural Education Association | 936 | 42.4% | 397 |
| Minnesota School Boards Association | 2,091 | 22.3% | 466 |
| Total for Entity | \$3,027 | | \$863 |
| I.S.D. # 403 - Ivanhoe | | | |
| Minnesota Rural Education Association | 1,010 | 42.4% | 428 |
| Minnesota School Boards Association | 2,304 | 22.3% | 514 |
| Total for Entity | \$3,314 | | \$942 |
| I.S.D. # 404 - Lake Benton | | | |
| Minnesota Rural Education Association | 1,272 | 42.4% | 539 |
| Minnesota School Boards Association | 2,278 | 22.3% | 508 |
| Total for Entity | \$3,550 | | \$1,047 |

Table 5
2015 Lobbying Expenditures Paid With Association Dues
Listed by Entity

| Name of Entity (County) Association Name | Total Local Government Dues | Proportion of Dues Used for Lobbying | Total Dues Used for Lobbying |
|---|--|---|---|
| I.S.D. # 413 - Marshall | | | |
| Minnesota Rural Education Association | 2,500 | 42.4% | 1,060 |
| Minnesota School Boards Association | 6,365 | 22.3% | 1,419 |
| Total for Entity | \$8,865 | | \$2,479 |
| I.S.D. # 414 - Minneota | | | |
| Minnesota Rural Education Association | 1,347 | 42.4% | 571 |
| Minnesota School Boards Association | 2,972 | 22.3% | 663 |
| Total for Entity | \$4,319 | | \$1,234 |
| I.S.D. # 423 - Hutchinson | | | |
| Minnesota School Boards Association | 7,267 | 22.3% | 1,621 |
| Schools for Equity in Education | 3,765 | 90.5% | 3,407 |
| Total for Entity | \$11,032 | | \$5,028 |
| I.S.D. # 424 - Lester Prairie | | | |
| Minnesota School Boards Association | 2,888 | 22.3% | 644 |
| Total for Entity | \$2,888 | | \$644 |
| I.S.D. # 432 - Mahanomen | | | |
| Minnesota Rural Education Association | 1,756 | 42.4% | 745 |
| Minnesota School Boards Association | 3,284 | 22.3% | 732 |
| Total for Entity | \$5,040 | | \$1,477 |
| I.S.D. # 435 - Waubun | | | |
| Minnesota Rural Education Association | 1,741 | 42.4% | 738 |
| Minnesota School Boards Association | 3,179 | 22.3% | 709 |
| Total for Entity | \$4,920 | | \$1,447 |
| I.S.D. # 441 - Marshall County Central School | | | |
| Minnesota Rural Education Association | 1,531 | 42.4% | 649 |
| Minnesota School Boards Association | 2,798 | 22.3% | 624 |
| Total for Entity | \$4,329 | | \$1,273 |
| I.S.D. # 447 - Grygla | | | |
| Minnesota Rural Education Association | 988 | 42.4% | 419 |
| Minnesota School Boards Association | 2,232 | 22.3% | 498 |
| Total for Entity | \$3,220 | | \$917 |

Table 5
2015 Lobbying Expenditures Paid With Association Dues
Listed by Entity

| Name of Entity (County) Association Name | Total Local Government Dues | Proportion of Dues Used for Lobbying | Total Dues Used for Lobbying |
|---|--|---|---|
| I.S.D. # 458 - Truman | | | |
| Minnesota School Boards Association | 2,362 | 22.3% | 527 |
| Total for Entity | \$2,362 | | \$527 |
| I.S.D. # 463 - Eden Valley-Watkins | | | |
| Minnesota Rural Education Association | 2,107 | 42.4% | 893 |
| Minnesota School Boards Association | 4,023 | 22.3% | 897 |
| Total for Entity | \$6,130 | | \$1,790 |
| I.S.D. # 465 - Litchfield | | | |
| Minnesota School Boards Association | 5,518 | 22.3% | 1,231 |
| Schools for Equity in Education | 2,314 | 90.5% | 2,094 |
| Total for Entity | \$7,832 | | \$3,325 |
| I.S.D. # 466 - Dassel-Cokato | | | |
| Minnesota School Boards Association | 6,334 | 22.3% | 1,412 |
| Schools for Equity in Education | 2,988 | 90.5% | 2,704 |
| Total for Entity | \$9,322 | | \$4,116 |
| I.S.D. # 47 - Sauk Rapids | | | |
| Minnesota School Boards Association | 8,499 | 22.3% | 1,895 |
| Total for Entity | \$8,499 | | \$1,895 |
| I.S.D. # 473 - Isle | | | |
| Minnesota School Boards Association | 3,019 | 22.3% | 673 |
| Total for Entity | \$3,019 | | \$673 |
| I.S.D. # 477 - Princeton | | | |
| Minnesota Rural Education Association | 1,250 | 42.4% | 530 |
| Minnesota School Boards Association | 7,712 | 22.3% | 1,720 |
| Schools for Equity in Education | 4,112 | 90.5% | 3,721 |
| Total for Entity | \$13,074 | | \$5,971 |
| I.S.D. # 480 - Onamia | | | |
| Minnesota Rural Education Association | 1,745 | 42.4% | 740 |
| Minnesota School Boards Association | 3,302 | 22.3% | 736 |
| Total for Entity | \$5,047 | | \$1,476 |

Table 5
2015 Lobbying Expenditures Paid With Association Dues
Listed by Entity

| Name of Entity (County) Association Name | Total Local Government Dues | Proportion of Dues Used for Lobbying | Total Dues Used for Lobbying |
|---|--|---|---|
| I.S.D. # 482 - Little Falls | | | |
| Minnesota Rural Education Association | 2,500 | 42.4% | 1,060 |
| Minnesota School Boards Association | 6,662 | 22.3% | 1,486 |
| Total for Entity | \$9,162 | | \$2,546 |
| I.S.D. # 484 - Pierz | | | |
| Minnesota Rural Education Association | 2,338 | 42.4% | 991 |
| Minnesota School Boards Association | 4,324 | 22.3% | 964 |
| Total for Entity | \$6,662 | | \$1,955 |
| I.S.D. # 485 - Royalton | | | |
| Minnesota School Boards Association | 3,926 | 22.3% | 875 |
| Schools for Equity in Education | 2,193 | 90.5% | 1,985 |
| Total for Entity | \$6,119 | | \$2,860 |
| I.S.D. # 486 - Swanville | | | |
| Minnesota School Boards Association | 2,620 | 22.3% | 584 |
| Total for Entity | \$2,620 | | \$584 |
| I.S.D. # 487 - Upsala | | | |
| Minnesota School Boards Association | 2,742 | 22.3% | 611 |
| Total for Entity | \$2,742 | | \$611 |
| I.S.D. # 492 - Austin | | | |
| Minnesota School Boards Association | 9,129 | 22.3% | 2,036 |
| Schools for Equity in Education | 5,865 | 90.5% | 5,308 |
| Total for Entity | \$14,994 | | \$7,344 |
| I.S.D. # 495 - Grand Meadow | | | |
| Minnesota Rural Education Association | 1,244 | 42.4% | 527 |
| Minnesota School Boards Association | 2,842 | 22.3% | 634 |
| Total for Entity | \$4,086 | | \$1,161 |
| I.S.D. # 497 - Lyle | | | |
| Minnesota Rural Education Association | 539 | 42.4% | 229 |
| Minnesota School Boards Association | 2,430 | 22.3% | 542 |
| Total for Entity | \$2,969 | | \$771 |

Table 5
2015 Lobbying Expenditures Paid With Association Dues
Listed by Entity

| Name of Entity (County) Association Name | Total Local Government Dues | Proportion of Dues Used for Lobbying | Total Dues Used for Lobbying |
|---|--|---|---|
| I.S.D. # 499 - Leroy | | | |
| Minnesota Rural Education Association | 1,133 | 42.4% | 480 |
| Minnesota School Boards Association | 2,561 | 22.3% | 571 |
| Total for Entity | \$3,694 | | \$1,051 |
| I.S.D. # 500 - Southland | | | |
| Minnesota Rural Education Association | 1,290 | 42.4% | 547 |
| Minnesota School Boards Association | 2,965 | 22.3% | 661 |
| Total for Entity | \$4,255 | | \$1,208 |
| I.S.D. # 505 - Fulda | | | |
| Minnesota Rural Education Association | 1,177 | 42.4% | 499 |
| Minnesota School Boards Association | 2,626 | 22.3% | 586 |
| Total for Entity | \$3,803 | | \$1,085 |
| I.S.D. # 507 - Nicollet | | | |
| Minnesota Rural Education Association | 1,480 | 42.4% | 628 |
| Minnesota School Boards Association | 2,682 | 22.3% | 598 |
| Total for Entity | \$4,162 | | \$1,226 |
| I.S.D. # 508 - Saint Peter | | | |
| Minnesota School Boards Association | 5,928 | 22.3% | 1,322 |
| Total for Entity | \$5,928 | | \$1,322 |
| I.S.D. # 51 - Foley | | | |
| Minnesota Rural Education Association | 2,500 | 42.4% | 1,060 |
| Minnesota School Boards Association | 5,741 | 22.3% | 1,280 |
| Total for Entity | \$8,241 | | \$2,340 |
| I.S.D. # 511 - Adrian | | | |
| Minnesota Rural Education Association | 1,472 | 42.4% | 624 |
| Minnesota School Boards Association | 3,263 | 22.3% | 728 |
| Total for Entity | \$4,735 | | \$1,352 |
| I.S.D. # 514 - Ellsworth | | | |
| Minnesota Rural Education Association | 631 | 42.4% | 268 |
| Minnesota School Boards Association | 2,239 | 22.3% | 499 |
| Total for Entity | \$2,870 | | \$767 |

Table 5
2015 Lobbying Expenditures Paid With Association Dues
Listed by Entity

| Name of Entity (County) Association Name | Total Local Government Dues | Proportion of Dues Used for Lobbying | Total Dues Used for Lobbying |
|---|--|---|---|
| I.S.D. # 518 - Worthington | | | |
| Minnesota Rural Education Association | 2,500 | 42.4% | 1,060 |
| Minnesota School Boards Association | 7,098 | 22.3% | 1,583 |
| Total for Entity | \$9,598 | | \$2,643 |
| I.S.D. # 531 - Byron | | | |
| Minnesota School Boards Association | 5,870 | 22.3% | 1,309 |
| Schools for Equity in Education | 2,609 | 90.5% | 2,361 |
| Total for Entity | \$8,479 | | \$3,670 |
| I.S.D. # 533 - Dover-Eyota | | | |
| Minnesota Rural Education Association | 2,431 | 42.4% | 1,031 |
| Minnesota School Boards Association | 4,475 | 22.3% | 998 |
| Total for Entity | \$6,906 | | \$2,029 |
| I.S.D. # 534 - Stewartville | | | |
| Minnesota School Boards Association | 5,989 | 22.3% | 1,336 |
| Schools for Equity in Education | 2,722 | 90.5% | 2,463 |
| Total for Entity | \$8,711 | | \$3,799 |
| I.S.D. # 535 - Rochester | | | |
| Minnesota School Boards Association | 15,246 | 22.3% | 3,400 |
| Total for Entity | \$15,246 | | \$3,400 |
| I.S.D. # 542 - Battle Lake | | | |
| Minnesota Rural Education Association | 1,567 | 42.4% | 664 |
| Minnesota School Boards Association | 2,943 | 22.3% | 656 |
| Total for Entity | \$4,510 | | \$1,320 |
| I.S.D. # 544 - Fergus Falls | | | |
| Minnesota Rural Education Association | 2,500 | 42.4% | 1,060 |
| Minnesota School Boards Association | 6,854 | 22.3% | 1,528 |
| Total for Entity | \$9,354 | | \$2,588 |
| I.S.D. # 545 - Henning | | | |
| Minnesota Rural Education Association | 1,519 | 42.4% | 644 |
| Minnesota School Boards Association | 2,791 | 22.3% | 622 |
| Total for Entity | \$4,310 | | \$1,266 |

Table 5
2015 Lobbying Expenditures Paid With Association Dues
Listed by Entity

| Name of Entity (County) Association Name | Total Local Government Dues | Proportion of Dues Used for Lobbying | Total Dues Used for Lobbying |
|---|--|---|---|
| I.S.D. # 547 - Parkers Prairie | | | |
| Minnesota Rural Education Association | 1,632 | 42.4% | 692 |
| Minnesota School Boards Association | 3,119 | 22.3% | 696 |
| Total for Entity | \$4,751 | | \$1,388 |
| I.S.D. # 548 - Pelican Rapids | | | |
| Minnesota Rural Education Association | 2,085 | 42.4% | 884 |
| Minnesota School Boards Association | 3,942 | 22.3% | 879 |
| Total for Entity | \$6,027 | | \$1,763 |
| I.S.D. # 549 - Perham | | | |
| Minnesota Rural Education Association | 2,500 | 42.4% | 1,060 |
| Minnesota School Boards Association | 4,732 | 22.3% | 1,055 |
| Total for Entity | \$7,232 | | \$2,115 |
| I.S.D. # 550 - Underwood | | | |
| Minnesota School Boards Association | 3,201 | 22.3% | 714 |
| Total for Entity | \$3,201 | | \$714 |
| I.S.D. # 553 - New York Mills | | | |
| Minnesota Rural Education Association | 944 | 42.4% | 400 |
| Minnesota School Boards Association | 3,524 | 22.3% | 786 |
| Total for Entity | \$4,468 | | \$1,186 |
| I.S.D. # 561 - Goodridge | | | |
| Minnesota Rural Education Association | 1,047 | 42.4% | 444 |
| Minnesota School Boards Association | 2,326 | 22.3% | 519 |
| Total for Entity | \$3,373 | | \$963 |
| I.S.D. # 564 - Thief River Falls | | | |
| Minnesota Rural Education Association | 2,500 | 42.4% | 1,060 |
| Minnesota School Boards Association | 6,012 | 22.3% | 1,341 |
| Total for Entity | \$8,512 | | \$2,401 |
| I.S.D. # 577 - Willow River | | | |
| Minnesota School Boards Association | 2,932 | 22.3% | 654 |
| Total for Entity | \$2,932 | | \$654 |

Table 5
2015 Lobbying Expenditures Paid With Association Dues
Listed by Entity

| Name of Entity (County) Association Name | Total Local Government Dues | Proportion of Dues Used for Lobbying | Total Dues Used for Lobbying |
|---|--|---|---|
| I.S.D. # 578 - Pine City | | | |
| Minnesota Rural Education Association | 2,500 | 42.4% | 1,060 |
| Minnesota School Boards Association | 5,467 | 22.3% | 1,219 |
| Total for Entity | \$7,967 | | \$2,279 |
| I.S.D. # 581 - Edgerton | | | |
| Minnesota Rural Education Association | 1,230 | 42.4% | 522 |
| Minnesota School Boards Association | 2,753 | 22.3% | 614 |
| Total for Entity | \$3,983 | | \$1,136 |
| I.S.D. # 592 - Climax | | | |
| Minnesota Rural Education Association | 1,227 | 42.4% | 520 |
| Minnesota School Boards Association | 2,317 | 22.3% | 517 |
| Total for Entity | \$3,544 | | \$1,037 |
| I.S.D. # 593 - Crookston | | | |
| Minnesota Rural Education Association | 2,480 | 42.4% | 1,052 |
| Minnesota School Boards Association | 4,562 | 22.3% | 1,017 |
| Total for Entity | \$7,042 | | \$2,069 |
| I.S.D. # 595 - East Grand Forks | | | |
| Minnesota Rural Education Association | 2,500 | 42.4% | 1,060 |
| Minnesota School Boards Association | 5,660 | 22.3% | 1,262 |
| Total for Entity | \$8,160 | | \$2,322 |
| I.S.D. # 599 - Fertile-Beltrami | | | |
| Minnesota Rural Education Association | 1,567 | 42.4% | 664 |
| Minnesota School Boards Association | 2,920 | 22.3% | 651 |
| Total for Entity | \$4,487 | | \$1,315 |
| I.S.D. # 6 - South Saint Paul | | | |
| Association of Metropolitan School Districts, Inc. | 7,997 | 71.4% | 5,710 |
| Minnesota School Boards Association | 7,887 | 22.3% | 1,759 |
| Total for Entity | \$15,884 | | \$7,469 |

Table 5
2015 Lobbying Expenditures Paid With Association Dues
Listed by Entity

| Name of Entity (County) Association Name | Total Local Government Dues | Proportion of Dues Used for Lobbying | Total Dues Used for Lobbying |
|---|--|---|---|
| I.S.D. # 600 - Fisher | | | |
| Minnesota Rural Education Association | 1,374 | 42.4% | 583 |
| Minnesota School Boards Association | 2,491 | 22.3% | 555 |
| Total for Entity | \$3,865 | | \$1,138 |
| I.S.D. # 6009 - Saint Croix River Education District | | | |
| Schools for Equity in Education | 675 | 90.5% | 611 |
| Total for Entity | \$675 | | \$611 |
| I.S.D. # 601 - Fosston | | | |
| Minnesota Rural Education Association | 1,792 | 42.4% | 760 |
| Minnesota School Boards Association | 3,402 | 22.3% | 759 |
| Total for Entity | \$5,194 | | \$1,519 |
| I.S.D. # 6067 - East Metro Integration District | | | |
| Association of Metropolitan School Districts, Inc. | 3,500 | 71.4% | 2,499 |
| Total for Entity | \$3,500 | | \$2,499 |
| I.S.D. # 6078 Northwest Suburban Integration School District | | | |
| Association of Metropolitan School Districts, Inc. | 3,500 | 71.4% | 2,499 |
| Total for Entity | \$3,500 | | \$2,499 |
| I.S.D. # 621 - Mounds View | | | |
| Association of Metropolitan School Districts, Inc. | 11,550 | 71.4% | 8,247 |
| Minnesota School Boards Association | 13,636 | 22.3% | 3,041 |
| Total for Entity | \$25,186 | | \$11,288 |
| I.S.D. # 622 - North Saint Paul-Maplewood | | | |
| Association of Metropolitan School Districts, Inc. | 11,968 | 71.4% | 8,545 |
| Minnesota School Boards Association | 13,693 | 22.3% | 3,054 |
| Total for Entity | \$25,661 | | \$11,599 |
| I.S.D. # 623 - Roseville | | | |
| Association of Metropolitan School Districts, Inc. | 9,913 | 71.4% | 7,078 |
| Minnesota School Boards Association | 11,725 | 22.3% | 2,615 |
| Total for Entity | \$21,638 | | \$9,693 |

Table 5
2015 Lobbying Expenditures Paid With Association Dues
Listed by Entity

| Name of Entity (County) Association Name | Total Local Government Dues | Proportion of Dues Used for Lobbying | Total Dues Used for Lobbying |
|---|--|---|---|
| I.S.D. # 624 - White Bear Lake | | | |
| Association of Metropolitan School Districts, Inc. | 10,854 | 71.4% | 7,750 |
| Minnesota School Boards Association | 12,304 | 22.3% | 2,744 |
| Total for Entity | \$23,158 | | \$10,494 |
| I.S.D. # 625 - Saint Paul | | | |
| Association of Metropolitan School Districts, Inc. | 11,968 | 71.4% | 8,545 |
| Minnesota School Boards Association | 16,240 | 22.3% | 3,622 |
| Total for Entity | \$28,208 | | \$12,167 |
| I.S.D. # 630 - Red Lake Falls | | | |
| Minnesota Rural Education Association | 1,218 | 42.4% | 516 |
| Minnesota School Boards Association | 2,749 | 22.3% | 613 |
| Total for Entity | \$3,967 | | \$1,129 |
| I.S.D. # 635 - Milroy | | | |
| Minnesota School Boards Association | 1,982 | 22.3% | 442 |
| Total for Entity | \$1,982 | | \$442 |
| I.S.D. # 640 - Wabasso | | | |
| Minnesota Rural Education Association | 1,510 | 42.4% | 640 |
| Minnesota School Boards Association | 2,795 | 22.3% | 623 |
| Total for Entity | \$4,305 | | \$1,263 |
| I.S.D. # 656 - Faribault | | | |
| Minnesota School Boards Association | 8,263 | 22.3% | 1,843 |
| Schools for Equity in Education | 4,767 | 90.5% | 4,314 |
| Total for Entity | \$13,030 | | \$6,157 |
| I.S.D. # 659 - Northfield | | | |
| Minnesota School Boards Association | 8,290 | 22.3% | 1,849 |
| Schools for Equity in Education | 4,895 | 90.5% | 4,430 |
| Total for Entity | \$13,185 | | \$6,279 |
| I.S.D. # 671 - Hills-Beaver Creek | | | |
| Minnesota Rural Education Association | 1,459 | 42.4% | 619 |
| Minnesota School Boards Association | 2,693 | 22.3% | 601 |
| Total for Entity | \$4,152 | | \$1,220 |

Table 5
2015 Lobbying Expenditures Paid With Association Dues
Listed by Entity

| Name of Entity (County) Association Name | Total Local Government Dues | Proportion of Dues Used for Lobbying | Total Dues Used for Lobbying |
|---|-----------------------------------|---|---------------------------------------|
| I.S.D. # 676 - Badger | | | |
| Minnesota Rural Education Association | 1,050 | 42.4% | 445 |
| Minnesota School Boards Association | 2,461 | 22.3% | 549 |
| Total for Entity | \$3,511 | | \$994 |
| I.S.D. # 682 - Roseau | | | |
| Minnesota Rural Education Association | 2,437 | 42.4% | 1,033 |
| Minnesota School Boards Association | 4,513 | 22.3% | 1,006 |
| Schools for Equity in Education | 1,748 | 90.5% | 1,582 |
| Total for Entity | \$8,698 | | \$3,621 |
| I.S.D. # 690 - Warroad | | | |
| Minnesota Rural Education Association | 2,232 | 42.4% | 946 |
| Minnesota School Boards Association | 4,153 | 22.3% | 926 |
| Total for Entity | \$6,385 | | \$1,872 |
| I.S.D. # 695 - Chisholm | | | |
| Minnesota School Boards Association | 3,564 | 22.3% | 795 |
| Total for Entity | \$3,564 | | \$795 |
| I.S.D. # 696 - Ely | | | |
| Minnesota School Boards Association | 3,153 | 22.3% | 703 |
| Total for Entity | \$3,153 | | \$703 |
| I.S.D. # 698 - Floodwood | | | |
| Minnesota Rural Education Association | 690 | 42.4% | 293 |
| Minnesota School Boards Association | 2,478 | 22.3% | 553 |
| Total for Entity | \$3,168 | | \$846 |
| I.S.D. # 700 - Hermantown | | | |
| Minnesota School Boards Association | 6,060 | 22.3% | 1,351 |
| Total for Entity | \$6,060 | | \$1,351 |
| I.S.D. # 701 - Hibbing | | | |
| Minnesota School Boards Association | 6,561 | 22.3% | 1,463 |
| Total for Entity | \$6,561 | | \$1,463 |

Table 5
2015 Lobbying Expenditures Paid With Association Dues
Listed by Entity

| Name of Entity (County) Association Name | Total Local Government Dues | Proportion of Dues Used for Lobbying | Total Dues Used for Lobbying |
|---|--|---|---|
| I.S.D. # 704 - Proctor | | | |
| Minnesota Rural Education Association | 1,250 | 42.4% | 530 |
| Minnesota School Boards Association | 5,643 | 22.3% | 1,258 |
| Total for Entity | \$6,893 | | \$1,788 |
| I.S.D. # 706 - Virginia | | | |
| Minnesota Rural Education Association | 2,500 | 42.4% | 1,060 |
| Minnesota School Boards Association | 5,592 | 22.3% | 1,247 |
| Total for Entity | \$8,092 | | \$2,307 |
| I.S.D. # 707 - Nett Lake | | | |
| Minnesota Rural Education Association | 1,237 | 42.4% | 524 |
| Minnesota School Boards Association | 2,187 | 22.3% | 488 |
| Total for Entity | \$3,424 | | \$1,012 |
| I.S.D. # 709 - Duluth | | | |
| Minnesota School Boards Association | 12,484 | 22.3% | 2,784 |
| Total for Entity | \$12,484 | | \$2,784 |
| I.S.D. # 712 - Mountain Iron-Buhl | | | |
| Minnesota Rural Education Association | 823 | 42.4% | 349 |
| Minnesota School Boards Association | 3,048 | 22.3% | 680 |
| Total for Entity | \$3,871 | | \$1,029 |
| I.S.D. # 716 - Belle Plaine | | | |
| Minnesota School Boards Association | 5,358 | 22.3% | 1,195 |
| Schools for Equity in Education | 2,349 | 90.5% | 2,126 |
| Total for Entity | \$7,707 | | \$3,321 |
| I.S.D. # 717 - Jordan | | | |
| Minnesota School Boards Association | 5,690 | 22.3% | 1,269 |
| Schools for Equity in Education | 2,349 | 90.5% | 2,126 |
| Total for Entity | \$8,039 | | \$3,395 |

Table 5
2015 Lobbying Expenditures Paid With Association Dues
Listed by Entity

| Name of Entity (County) Association Name | Total Local Government Dues | Proportion of Dues Used for Lobbying | Total Dues Used for Lobbying |
|---|--|---|---|
| I.S.D. # 719 - Prior Lake-Savage Area Schools | | | |
| Association of Metropolitan School Districts, Inc. | 10,156 | 71.4% | 7,251 |
| Minnesota School Boards Association | 11,817 | 22.3% | 2,635 |
| Schools for Equity in Education | 9,171 | 90.5% | 8,300 |
| Total for Entity | \$31,144 | | \$18,186 |
| I.S.D. # 720 - Shakopee | | | |
| Association of Metropolitan School Districts, Inc. | 10,702 | 71.4% | 7,641 |
| Minnesota School Boards Association | 11,997 | 22.3% | 2,675 |
| Total for Entity | \$22,699 | | \$10,316 |
| I.S.D. # 721 - New Prague Area Schools | | | |
| Minnesota School Boards Association | 8,369 | 22.3% | 1,866 |
| Schools for Equity in Education | 4,964 | 90.5% | 4,492 |
| Total for Entity | \$13,333 | | \$6,358 |
| I.S.D. # 726 - Becker | | | |
| Minnesota School Boards Association | 7,023 | 22.3% | 1,566 |
| Total for Entity | \$7,023 | | \$1,566 |
| I.S.D. # 727 - Big Lake | | | |
| Minnesota School Boards Association | 7,719 | 22.3% | 1,721 |
| Schools for Equity in Education | 4,123 | 90.5% | 3,731 |
| Total for Entity | \$11,842 | | \$5,452 |
| I.S.D. # 728 - Elk River | | | |
| Association of Metropolitan School Districts, Inc. | 11,968 | 71.4% | 8,545 |
| Minnesota School Boards Association | 14,268 | 22.3% | 3,182 |
| Schools for Equity in Education | 12,258 | 90.5% | 11,093 |
| Total for Entity | \$38,494 | | \$22,820 |
| I.S.D. # 738 - Holdingford | | | |
| Minnesota Rural Education Association | 2,258 | 42.4% | 957 |
| Minnesota School Boards Association | 4,150 | 22.3% | 925 |
| Total for Entity | \$6,408 | | \$1,882 |

Table 5
2015 Lobbying Expenditures Paid With Association Dues
Listed by Entity

| Name of Entity (County) Association Name | Total Local Government Dues | Proportion of Dues Used for Lobbying | Total Dues Used for Lobbying |
|---|--|---|---|
| I.S.D. # 739 - Kimball | | | |
| Minnesota School Boards Association | 3,420 | 22.3% | 763 |
| Schools for Equity in Education | 2,150 | 90.5% | 1,946 |
| Total for Entity | \$5,570 | | \$2,709 |
| I.S.D. # 740 - Melrose | | | |
| Minnesota School Boards Association | 4,754 | 22.3% | 1,060 |
| Schools for Equity in Education | 2,315 | 90.5% | 2,095 |
| Total for Entity | \$7,069 | | \$3,155 |
| I.S.D. # 741 - Paynesville | | | |
| Minnesota School Boards Association | 4,030 | 22.3% | 899 |
| Schools for Equity in Education | 2,102 | 90.5% | 1,902 |
| Total for Entity | \$6,132 | | \$2,801 |
| I.S.D. # 742 - Saint Cloud | | | |
| Association of Metropolitan School Districts, Inc. | 11,968 | 71.4% | 8,545 |
| Minnesota School Boards Association | 13,462 | 22.3% | 3,002 |
| Total for Entity | \$25,430 | | \$11,547 |
| I.S.D. # 743 - Sauk Centre | | | |
| Minnesota School Boards Association | 3,967 | 22.3% | 885 |
| Total for Entity | \$3,967 | | \$885 |
| I.S.D. # 745 - Albany | | | |
| Minnesota School Boards Association | 5,538 | 22.3% | 1,235 |
| Schools for Equity in Education | 2,397 | 90.5% | 2,169 |
| Total for Entity | \$7,935 | | \$3,404 |
| I.S.D. # 748 - Sartell-Saint Stephen | | | |
| Minnesota School Boards Association | 8,151 | 22.3% | 1,818 |
| Schools for Equity in Education | 4,773 | 90.5% | 4,320 |
| Total for Entity | \$12,924 | | \$6,138 |
| I.S.D. # 75 - Saint Clair | | | |
| Minnesota Rural Education Association | 1,809 | 42.4% | 767 |
| Minnesota School Boards Association | 3,389 | 22.3% | 756 |
| Total for Entity | \$5,198 | | \$1,523 |

Table 5
2015 Lobbying Expenditures Paid With Association Dues
Listed by Entity

| Name of Entity (County) Association Name | Total Local Government Dues | Proportion of Dues Used for Lobbying | Total Dues Used for Lobbying |
|---|--|---|---|
| I.S.D. # 750 - Rocori | | | |
| Minnesota School Boards Association | 6,055 | 22.3% | 1,350 |
| Schools for Equity in Education | 2,770 | 90.5% | 2,507 |
| Total for Entity | \$8,825 | | \$3,857 |
| I.S.D. # 756 - Blooming Prairie | | | |
| Minnesota Rural Education Association | 1,862 | 42.4% | 789 |
| Minnesota School Boards Association | 3,554 | 22.3% | 793 |
| Total for Entity | \$5,416 | | \$1,582 |
| I.S.D. # 761 - Owatonna | | | |
| Minnesota School Boards Association | 9,218 | 22.3% | 2,056 |
| Schools for Equity in Education | 6,013 | 90.5% | 5,442 |
| Total for Entity | \$15,231 | | \$7,498 |
| I.S.D. # 763 - Medford | | | |
| Minnesota School Boards Association | 3,837 | 22.3% | 856 |
| Schools for Equity in Education | 2,118 | 90.5% | 1,917 |
| Total for Entity | \$5,955 | | \$2,773 |
| I.S.D. # 768 - Hancock | | | |
| Minnesota Rural Education Association | 1,466 | 42.4% | 622 |
| Minnesota School Boards Association | 2,624 | 22.3% | 585 |
| Total for Entity | \$4,090 | | \$1,207 |
| I.S.D. # 77 - Mankato | | | |
| Minnesota School Boards Association | 11,988 | 22.3% | 2,673 |
| Total for Entity | \$11,988 | | \$2,673 |
| I.S.D. # 771 - Chokio-Alberta | | | |
| Minnesota School Boards Association | 2,249 | 22.3% | 502 |
| Total for Entity | \$2,249 | | \$502 |
| I.S.D. # 775 - Kerkhoven-Murdock-Sunburg | | | |
| Minnesota Rural Education Association | 1,725 | 42.4% | 731 |
| Minnesota School Boards Association | 3,334 | 22.3% | 743 |
| Total for Entity | \$5,059 | | \$1,474 |

Table 5
2015 Lobbying Expenditures Paid With Association Dues
Listed by Entity

| Name of Entity (County) Association Name | Total Local Government Dues | Proportion of Dues Used for Lobbying | Total Dues Used for Lobbying |
|---|-----------------------------------|---|---------------------------------------|
| I.S.D. # 777 - Benson | | | |
| Minnesota Rural Education Association | 2,042 | 42.4% | 866 |
| Minnesota School Boards Association | 3,859 | 22.3% | 861 |
| Total for Entity | \$5,901 | | \$1,727 |
| I.S.D. # 786 - Bertha-Hewitt | | | |
| Minnesota Rural Education Association | 1,651 | 42.4% | 700 |
| Minnesota School Boards Association | 2,865 | 22.3% | 639 |
| Total for Entity | \$4,516 | | \$1,339 |
| I.S.D. # 787 - Browerville | | | |
| Minnesota Rural Education Association | 1,525 | 42.4% | 647 |
| Minnesota School Boards Association | 2,875 | 22.3% | 641 |
| Total for Entity | \$4,400 | | \$1,288 |
| I.S.D. # 801 - Browns Valley | | | |
| Minnesota Rural Education Association | 1,197 | 42.4% | 508 |
| Minnesota School Boards Association | 2,097 | 22.3% | 468 |
| Total for Entity | \$3,294 | | \$976 |
| I.S.D. # 803 - Wheaton Area School | | | |
| Minnesota Rural Education Association | 1,474 | 42.4% | 625 |
| Minnesota School Boards Association | 2,856 | 22.3% | 637 |
| Total for Entity | \$4,330 | | \$1,262 |
| I.S.D. # 81 - Comfrey | | | |
| Minnesota School Boards Association | 2,252 | 22.3% | 502 |
| Total for Entity | \$2,252 | | \$502 |
| I.S.D. # 811 - Wabasha-Kellogg | | | |
| Minnesota School Boards Association | 3,203 | 22.3% | 714 |
| Total for Entity | \$3,203 | | \$714 |
| I.S.D. # 813 - Lake City | | | |
| Minnesota School Boards Association | 4,602 | 22.3% | 1,026 |
| Schools for Equity in Education | 2,233 | 90.5% | 2,021 |
| Total for Entity | \$6,835 | | \$3,047 |

Table 5
2015 Lobbying Expenditures Paid With Association Dues
Listed by Entity

| Name of Entity (County) Association Name | Total Local Government Dues | Proportion of Dues Used for Lobbying | Total Dues Used for Lobbying |
|--|-----------------------------------|---|---------------------------------------|
| I.S.D. # 818 - Verndale | | | |
| Minnesota Rural Education Association | 1,642 | 42.4% | 696 |
| Minnesota School Boards Association | 3,065 | 22.3% | 683 |
| Total for Entity | \$4,707 | | \$1,379 |
| I.S.D. # 820 - Sebeka | | | |
| Minnesota Rural Education Association | 1,607 | 42.4% | 681 |
| Minnesota School Boards Association | 3,057 | 22.3% | 682 |
| Total for Entity | \$4,664 | | \$1,363 |
| I.S.D. # 821 - Menahga | | | |
| Minnesota Rural Education Association | 2,146 | 42.4% | 910 |
| Minnesota School Boards Association | 4,011 | 22.3% | 894 |
| Total for Entity | \$6,157 | | \$1,804 |
| I.S.D. # 829 - Waseca | | | |
| Minnesota Rural Education Association | 2,500 | 42.4% | 1,060 |
| Minnesota School Boards Association | 5,790 | 22.3% | 1,291 |
| Total for Entity | \$8,290 | | \$2,351 |
| I.S.D. # 831 - Forest Lake | | | |
| Minnesota School Boards Association | 11,260 | 22.3% | 2,511 |
| Schools for Equity in Education | 7,993 | 90.5% | 7,234 |
| Total for Entity | \$19,253 | | \$9,745 |
| I.S.D. # 832 - Mahtomedi | | | |
| Association of Metropolitan School Districts, Inc. | 7,657 | 71.4% | 5,467 |
| Minnesota School Boards Association | 7,761 | 22.3% | 1,731 |
| Total for Entity | \$15,418 | | \$7,198 |
| I.S.D. # 833 - South Washington County | | | |
| Association of Metropolitan School Districts, Inc. | 11,968 | 71.4% | 8,545 |
| Minnesota School Boards Association | 15,611 | 22.3% | 3,481 |
| Total for Entity | \$27,579 | | \$12,026 |

Table 5
2015 Lobbying Expenditures Paid With Association Dues
Listed by Entity

| Name of Entity (County) Association Name | Total Local Government Dues | Proportion of Dues Used for Lobbying | Total Dues Used for Lobbying |
|---|--|---|---|
| I.S.D. # 834 - Stillwater | | | |
| Association of Metropolitan School Districts, Inc. | 11,347 | 71.4% | 8,102 |
| Minnesota School Boards Association | 12,585 | 22.3% | 2,806 |
| Total for Entity | \$23,932 | | \$10,908 |
| I.S.D. # 836 - Butterfield | | | |
| Minnesota Rural Education Association | 1,319 | 42.4% | 559 |
| Minnesota School Boards Association | 2,458 | 22.3% | 548 |
| Total for Entity | \$3,777 | | \$1,107 |
| I.S.D. # 837 - Madelia | | | |
| Minnesota School Boards Association | 3,095 | 22.3% | 690 |
| Total for Entity | \$3,095 | | \$690 |
| I.S.D. # 84 - Sleepy Eye | | | |
| Minnesota Rural Education Association | 1,685 | 42.4% | 714 |
| Minnesota School Boards Association | 3,152 | 22.3% | 703 |
| Total for Entity | \$4,837 | | \$1,417 |
| I.S.D. # 840 - Saint James | | | |
| Minnesota Rural Education Association | 2,176 | 42.4% | 923 |
| Minnesota School Boards Association | 4,142 | 22.3% | 924 |
| Total for Entity | \$6,318 | | \$1,847 |
| I.S.D. # 846 - Breckenridge | | | |
| Minnesota Rural Education Association | 1,858 | 42.4% | 788 |
| Minnesota School Boards Association | 3,410 | 22.3% | 760 |
| Total for Entity | \$5,268 | | \$1,548 |
| I.S.D. # 85 - Springfield | | | |
| Minnesota Rural Education Association | 1,704 | 42.4% | 722 |
| Minnesota School Boards Association | 3,289 | 22.3% | 733 |
| Total for Entity | \$4,993 | | \$1,455 |
| I.S.D. # 850 - Rothsay | | | |
| Minnesota Rural Education Association | 1,385 | 42.4% | 587 |
| Minnesota School Boards Association | 2,503 | 22.3% | 558 |
| Total for Entity | \$3,888 | | \$1,145 |

Table 5
2015 Lobbying Expenditures Paid With Association Dues
Listed by Entity

| Name of Entity (County) Association Name | Total Local Government Dues | Proportion of Dues Used for Lobbying | Total Dues Used for Lobbying |
|---|--|---|---|
| I.S.D. # 852 - Campbell-Tintah | | | |
| Minnesota Rural Education Association | 1,229 | 42.4% | 521 |
| Minnesota School Boards Association | 2,176 | 22.3% | 485 |
| Total for Entity | \$3,405 | | \$1,006 |
| I.S.D. # 857 - Lewiston-Altura | | | |
| Minnesota Rural Education Association | 1,938 | 42.4% | 822 |
| Minnesota School Boards Association | 3,577 | 22.3% | 798 |
| Total for Entity | \$5,515 | | \$1,620 |
| I.S.D. # 858 - Saint Charles | | | |
| Minnesota Rural Education Association | 2,155 | 42.4% | 914 |
| Minnesota School Boards Association | 4,048 | 22.3% | 903 |
| Total for Entity | \$6,203 | | \$1,817 |
| I.S.D. # 861 - Winona Area Public Schools | | | |
| Minnesota Rural Education Association | 2,500 | 42.4% | 1,060 |
| Minnesota School Boards Association | 7,559 | 22.3% | 1,686 |
| Total for Entity | \$10,059 | | \$2,746 |
| I.S.D. # 876 - Annandale | | | |
| Minnesota School Boards Association | 5,525 | 22.3% | 1,232 |
| Schools for Equity in Education | 2,436 | 90.5% | 2,205 |
| Total for Entity | \$7,961 | | \$3,437 |
| I.S.D. # 877 - Buffalo | | | |
| Minnesota School Boards Association | 10,496 | 22.3% | 2,341 |
| Schools for Equity in Education | 7,027 | 90.5% | 6,359 |
| Total for Entity | \$17,523 | | \$8,700 |
| I.S.D. # 879 - Delano | | | |
| Minnesota School Boards Association | 6,537 | 22.3% | 1,458 |
| Schools for Equity in Education | 3,171 | 90.5% | 2,870 |
| Total for Entity | \$9,708 | | \$4,328 |

Table 5
2015 Lobbying Expenditures Paid With Association Dues
Listed by Entity

| Name of Entity (County) Association Name | Total Local Government Dues | Proportion of Dues Used for Lobbying | Total Dues Used for Lobbying |
|---|--|---|---|
| I.S.D. # 88 - New Ulm | | | |
| Minnesota Rural Education Association | 1,250 | 42.4% | 530 |
| Minnesota School Boards Association | 5,983 | 22.3% | 1,334 |
| Total for Entity | \$7,233 | | \$1,864 |
| I.S.D. # 881 - Maple Lake | | | |
| Minnesota School Boards Association | 3,946 | 22.3% | 880 |
| Schools for Equity in Education | 2,067 | 90.5% | 1,871 |
| Total for Entity | \$6,013 | | \$2,751 |
| I.S.D. # 882 - Monticello | | | |
| Minnesota School Boards Association | 8,482 | 22.3% | 1,891 |
| Schools for Equity in Education | 5,117 | 90.5% | 4,631 |
| Total for Entity | \$13,599 | | \$6,522 |
| I.S.D. # 883 - Rockford | | | |
| Association of Metropolitan School Districts, Inc. | 7,302 | 71.4% | 5,214 |
| Minnesota Rural Education Association | 2,500 | 42.4% | 1,060 |
| Minnesota School Boards Association | 5,467 | 22.3% | 1,219 |
| Schools for Equity in Education | 2,375 | 90.5% | 2,149 |
| Total for Entity | \$17,644 | | \$9,642 |
| I.S.D. # 885 - Saint Michael-Albertville | | | |
| Minnesota School Boards Association | 10,417 | 22.3% | 2,323 |
| Schools for Equity in Education | 7,156 | 90.5% | 6,476 |
| Total for Entity | \$17,573 | | \$8,799 |
| I.S.D. # 891 - Canby | | | |
| Minnesota Rural Education Association | 1,636 | 42.4% | 694 |
| Minnesota School Boards Association | 3,075 | 22.3% | 686 |
| Total for Entity | \$4,711 | | \$1,380 |
| I.S.D. # 91 - Barnum | | | |
| Minnesota Rural Education Association | 985 | 42.4% | 418 |
| Minnesota School Boards Association | 3,737 | 22.3% | 833 |
| Total for Entity | \$4,722 | | \$1,251 |

Table 5
2015 Lobbying Expenditures Paid With Association Dues
Listed by Entity

| Name of Entity (County) Association Name | Total Local Government Dues | Proportion of Dues Used for Lobbying | Total Dues Used for Lobbying |
|---|--|---|---|
| I.S.D. # 911 - Cambridge-Isanti | | | |
| Minnesota School Boards Association | 9,865 | 22.3% | 2,200 |
| Schools for Equity in Education | 6,006 | 90.5% | 5,435 |
| Total for Entity | \$15,871 | | \$7,635 |
| I.S.D. # 912 - Milaca | | | |
| Minnesota School Boards Association | 5,864 | 22.3% | 1,308 |
| Schools for Equity in Education | 2,610 | 90.5% | 2,362 |
| Total for Entity | \$8,474 | | \$3,670 |
| I.S.D. # 914 - Ulen-Hitterdal | | | |
| Minnesota Rural Education Association | 1,439 | 42.4% | 610 |
| Minnesota School Boards Association | 2,589 | 22.3% | 577 |
| Total for Entity | \$4,028 | | \$1,187 |
| I.S.D. # 93 - Carlton | | | |
| Minnesota Rural Education Association | 1,582 | 42.4% | 671 |
| Minnesota School Boards Association | 2,976 | 22.3% | 664 |
| Total for Entity | \$4,558 | | \$1,335 |
| I.S.D. # 94 - Cloquet | | | |
| Minnesota Rural Education Association | 1,250 | 42.4% | 530 |
| Minnesota School Boards Association | 7,004 | 22.3% | 1,562 |
| Total for Entity | \$8,254 | | \$2,092 |
| I.S.D. # 95 - Cromwell-Wright | | | |
| Minnesota Rural Education Association | 1,460 | 42.4% | 619 |
| Minnesota School Boards Association | 2,626 | 22.3% | 586 |
| Total for Entity | \$4,086 | | \$1,205 |
| I.S.D. # 97 - Moose Lake | | | |
| Minnesota Rural Education Association | 899 | 42.4% | 381 |
| Minnesota School Boards Association | 3,354 | 22.3% | 748 |
| Total for Entity | \$4,253 | | \$1,129 |
| I.S.D. # 99 - Esko | | | |
| Minnesota School Boards Association | 4,508 | 22.3% | 1,005 |
| Total for Entity | \$4,508 | | \$1,005 |

Table 5
2015 Lobbying Expenditures Paid With Association Dues
Listed by Entity

| Name of Entity (County) Association Name | Total Local Government Dues | Proportion of Dues Used for Lobbying | Total Dues Used for Lobbying |
|---|--|---|---|
| Ida Township (Douglas) | | | |
| Minnesota Association of Townships | 806 | 9.0% | 73 |
| Total for Entity | \$806 | | \$73 |
| Ideal Township (Crow Wing) | | | |
| Minnesota Association of Townships | 758 | 9.0% | 68 |
| Total for Entity | \$758 | | \$68 |
| Idun Township (Aitkin) | | | |
| Minnesota Association of Townships | 421 | 9.0% | 38 |
| Total for Entity | \$421 | | \$38 |
| Indian Lake Township (Nobles) | | | |
| Minnesota Association of Townships | 344 | 9.0% | 31 |
| Total for Entity | \$344 | | \$31 |
| Industrial Township (Saint Louis) | | | |
| Minnesota Association of Townships | 596 | 9.0% | 54 |
| Total for Entity | \$596 | | \$54 |
| Inguadona Township (Cass) | | | |
| Minnesota Association of Townships | 330 | 9.0% | 30 |
| Total for Entity | \$330 | | \$30 |
| Inman Township (Otter Tail) | | | |
| Minnesota Association of Townships | 434 | 9.0% | 39 |
| Total for Entity | \$434 | | \$39 |
| Intermediate School District 287 | | | |
| Association of Metropolitan School Districts, Inc. | 6,450 | 71.4% | 4,605 |
| Minnesota School Boards Association | 7,929 | 22.3% | 1,768 |
| Total for Entity | \$14,379 | | \$6,373 |
| Intermediate School District 917 | | | |
| Association of Metropolitan School Districts, Inc. | 3,500 | 71.4% | 2,499 |
| Minnesota School Boards Association | 4,613 | 22.3% | 1,029 |
| Total for Entity | \$8,113 | | \$3,528 |

Table 5
2015 Lobbying Expenditures Paid With Association Dues
Listed by Entity

| Name of Entity (County) Association Name | Total Local Government Dues | Proportion of Dues Used for Lobbying | Total Dues Used for Lobbying |
|--|--|---|---|
| Iona Township (Murray) | | | |
| Minnesota Association of Townships | 320 | 9.0% | 29 |
| Total for Entity | \$320 | | \$29 |
| Iona Township (Todd) | | | |
| Minnesota Association of Townships | 495 | 9.0% | 45 |
| Total for Entity | \$495 | | \$45 |
| Iosco Township (Waseca) | | | |
| Minnesota Association of Townships | 513 | 9.0% | 46 |
| Total for Entity | \$513 | | \$46 |
| Irondale Township (Crow Wing) | | | |
| Minnesota Association of Townships | 772 | 9.0% | 69 |
| Total for Entity | \$772 | | \$69 |
| Irving Township (Kandiyohi) | | | |
| Minnesota Association of Townships | 630 | 9.0% | 57 |
| Total for Entity | \$630 | | \$57 |
| Isanti County | | | |
| Association of Minnesota Counties | 14,239 | 14.2% | 2,022 |
| Greater Minnesota Parks and Trails | 300 | 48.8% | 146 |
| Total for Entity | \$14,539 | | \$2,168 |
| Isanti Soil and Water Conservation District | | | |
| Minnesota Association of Soil and Water Conservation Districts | 3,148 | 21.1% | 664 |
| Total for Entity | \$3,148 | | \$664 |
| Isanti Township (Isanti) | | | |
| Minnesota Association of Townships | 1,136 | 9.0% | 102 |
| Total for Entity | \$1,136 | | \$102 |
| Island Lake Township (Lyon) | | | |
| Minnesota Association of Townships | 319 | 9.0% | 29 |
| Total for Entity | \$319 | | \$29 |
| Island Lake Township (Mahnommen) | | | |
| Minnesota Association of Townships | 348 | 9.0% | 31 |
| Total for Entity | \$348 | | \$31 |

Table 5
2015 Lobbying Expenditures Paid With Association Dues
Listed by Entity

| Name of Entity (County) Association Name | Total Local Government Dues | Proportion of Dues Used for Lobbying | Total Dues Used for Lobbying |
|--|--|---|---|
| Isle Harbor Township (Mille Lacs) | | | |
| Minnesota Association of Townships | 518 | 9.0% | 47 |
| Total for Entity | \$518 | | \$47 |
| Itasca County | | | |
| Arrowhead Counties Association | 2,750 | 80.0% | 2,200 |
| Association of Minnesota Counties | 16,590 | 14.2% | 2,356 |
| Minnesota Rural Counties Caucus | 2,100 | 50.0% | 1,050 |
| Total for Entity | \$21,440 | | \$5,606 |
| Itasca County Soil and Water Conservation District | | | |
| Minnesota Association of Soil and Water Conservation Districts | 3,148 | 21.1% | 664 |
| Total for Entity | \$3,148 | | \$664 |
| Itasca Township (Clearwater) | | | |
| Minnesota Association of Townships | 314 | 9.0% | 28 |
| Total for Entity | \$314 | | \$28 |
| Jackson County | | | |
| Association of Minnesota Counties | 7,620 | 14.2% | 1,082 |
| Greater Minnesota Parks and Trails | 225 | 48.8% | 110 |
| Total for Entity | \$7,845 | | \$1,192 |
| Jackson Soil and Water Conservation District | | | |
| Minnesota Association of Soil and Water Conservation Districts | 2,248 | 21.1% | 474 |
| Total for Entity | \$2,248 | | \$474 |
| Jackson Township (Scott) | | | |
| Minnesota Association of Townships | 914 | 9.0% | 82 |
| Total for Entity | \$914 | | \$82 |
| Jadis Township (Roseau) | | | |
| Minnesota Association of Townships | 523 | 9.0% | 47 |
| Total for Entity | \$523 | | \$47 |
| Jamestown Township (Blue Earth) | | | |
| Minnesota Association of Townships | 544 | 9.0% | 49 |
| Total for Entity | \$544 | | \$49 |

Table 5
2015 Lobbying Expenditures Paid With Association Dues
Listed by Entity

| Name of Entity (County) Association Name | Total Local Government Dues | Proportion of Dues Used for Lobbying | Total Dues Used for Lobbying |
|---|--|---|---|
| Janesville Township (Waseca) | | | |
| Minnesota Association of Townships | 504 | 9.0% | 45 |
| Total for Entity | \$504 | | \$45 |
| Jay Township (Martin) | | | |
| Minnesota Association of Townships | 345 | 9.0% | 31 |
| Total for Entity | \$345 | | \$31 |
| Jefferson Township (Houston) | | | |
| Minnesota Association of Townships | 312 | 9.0% | 28 |
| Total for Entity | \$312 | | \$28 |
| Jenkins Township (Crow Wing) | | | |
| Minnesota Association of Townships | 457 | 9.0% | 41 |
| Total for Entity | \$457 | | \$41 |
| Jessenland Township (Sibley) | | | |
| Minnesota Association of Townships | 480 | 9.0% | 43 |
| Total for Entity | \$480 | | \$43 |
| Jevne Township (Aitkin) | | | |
| Minnesota Association of Townships | 439 | 9.0% | 40 |
| Total for Entity | \$439 | | \$40 |
| Jo Daviess Township (Faribault) | | | |
| Minnesota Association of Townships | 346 | 9.0% | 31 |
| Total for Entity | \$346 | | \$31 |
| Joe River Watershed District | | | |
| Minnesota Association of Watershed Districts | 318 | 46.7% | 149 |
| Total for Entity | \$318 | | \$149 |
| Johnson Township (Polk) | | | |
| Minnesota Association of Townships | 286 | 9.0% | 26 |
| Total for Entity | \$286 | | \$26 |
| Johnsonville Township (Redwood) | | | |
| Minnesota Association of Townships | 317 | 9.0% | 29 |
| Total for Entity | \$317 | | \$29 |

Table 5
2015 Lobbying Expenditures Paid With Association Dues
Listed by Entity

| Name of Entity (County) Association Name | Total Local Government Dues | Proportion of Dues Used for Lobbying | Total Dues Used for Lobbying |
|--|--|---|---|
| Jones Township (Beltrami) | | | |
| Minnesota Association of Townships | 434 | 9.0% | 39 |
| Total for Entity | \$434 | | \$39 |
| Jordan Township (Fillmore) | | | |
| Minnesota Association of Townships | 453 | 9.0% | 41 |
| Total for Entity | \$453 | | \$41 |
| Judson Township (Blue Earth) | | | |
| Minnesota Association of Townships | 515 | 9.0% | 46 |
| Total for Entity | \$515 | | \$46 |
| Jupiter Township (Kittson) | | | |
| Minnesota Association of Townships | 303 | 9.0% | 27 |
| Total for Entity | \$303 | | \$27 |
| Kabetogama Township (Saint Louis) | | | |
| Minnesota Association of Townships | 311 | 9.0% | 28 |
| Total for Entity | \$311 | | \$28 |
| Kalevala Township (Carlton) | | | |
| Minnesota Association of Townships | 443 | 9.0% | 40 |
| Total for Entity | \$443 | | \$40 |
| Kalmar Township (Olmsted) | | | |
| Minnesota Association of Townships | 753 | 9.0% | 68 |
| Total for Entity | \$753 | | \$68 |
| Kanabec County | | | |
| Association of Minnesota Counties | 7,945 | 14.2% | 1,128 |
| Total for Entity | \$7,945 | | \$1,128 |
| Kanabec Soil and Water Conservation District | | | |
| Minnesota Association of Soil and Water Conservation Districts | 2,248 | 21.1% | 474 |
| Total for Entity | \$2,248 | | \$474 |
| Kanabec Township (Kanabec) | | | |
| Minnesota Association of Townships | 640 | 9.0% | 58 |
| Total for Entity | \$640 | | \$58 |

Table 5
2015 Lobbying Expenditures Paid With Association Dues
Listed by Entity

| Name of Entity (County) Association Name | Total Local Government Dues | Proportion of Dues Used for Lobbying | Total Dues Used for Lobbying |
|--|--|---|---|
| Kanaranzi Township (Rock) | | | |
| Minnesota Association of Townships | 348 | 9.0% | 31 |
| Total for Entity | \$348 | | \$31 |
| Kanaranzi-Little Rock Watershed District | | | |
| League of Minnesota Cities | 1,775 | 10.4% | 185 |
| Minnesota Association of Watershed Districts | 2,569 | 46.7% | 1,200 |
| Total for Entity | \$4,344 | | \$1,385 |
| Kandiyohi County | | | |
| Association of Minnesota Counties | 15,690 | 14.2% | 2,228 |
| Total for Entity | \$15,690 | | \$2,228 |
| Kandiyohi County Housing and Redevelopment Authority | | | |
| League of Minnesota Cities | 1,775 | 10.4% | 185 |
| Total for Entity | \$1,775 | | \$185 |
| Kandiyohi Soil and Water Conservation District | | | |
| Minnesota Association of Soil and Water Conservation Districts | 3,148 | 21.1% | 664 |
| Total for Entity | \$3,148 | | \$664 |
| Kandiyohi Township (Kandiyohi) | | | |
| Minnesota Association of Townships | 544 | 9.0% | 49 |
| Total for Entity | \$544 | | \$49 |
| Kandota Township (Todd) | | | |
| Minnesota Association of Townships | 570 | 9.0% | 51 |
| Total for Entity | \$570 | | \$51 |
| Kasota Township (Le Sueur) | | | |
| Minnesota Association of Townships | 917 | 9.0% | 83 |
| Total for Entity | \$917 | | \$83 |
| Kathio Township (Mille Lacs) | | | |
| Minnesota Association of Townships | 930 | 9.0% | 84 |
| Total for Entity | \$930 | | \$84 |
| Keene Township (Clay) | | | |
| Minnesota Association of Townships | 320 | 9.0% | 29 |
| Total for Entity | \$320 | | \$29 |

Table 5
2015 Lobbying Expenditures Paid With Association Dues
Listed by Entity

| Name of Entity (County) Association Name | Total Local Government Dues | Proportion of Dues Used for Lobbying | Total Dues Used for Lobbying |
|---|--|---|---|
| Kego Township (Cass) | | | |
| Minnesota Association of Townships | 503 | 9.0% | 45 |
| Total for Entity | \$503 | | \$45 |
| Kelliher Township (Beltrami) | | | |
| Minnesota Association of Townships | 311 | 9.0% | 28 |
| Total for Entity | \$311 | | \$28 |
| Kelsey Township (Saint Louis) | | | |
| Minnesota Association of Townships | 313 | 9.0% | 28 |
| Total for Entity | \$313 | | \$28 |
| Kelso Township (Sibley) | | | |
| Minnesota Association of Townships | 431 | 9.0% | 39 |
| Total for Entity | \$431 | | \$39 |
| Kenyon Township (Goodhue) | | | |
| Minnesota Association of Townships | 467 | 9.0% | 42 |
| Total for Entity | \$467 | | \$42 |
| Kerkhoven Township (Swift) | | | |
| Minnesota Association of Townships | 344 | 9.0% | 31 |
| Total for Entity | \$344 | | \$31 |
| Kerrick Township (Pine) | | | |
| Minnesota Association of Townships | 445 | 9.0% | 40 |
| Total for Entity | \$445 | | \$40 |
| Kertsonville Township (Polk) | | | |
| Minnesota Association of Townships | 299 | 9.0% | 27 |
| Total for Entity | \$299 | | \$27 |
| Kettle River Township (Pine) | | | |
| Minnesota Association of Townships | 500 | 9.0% | 45 |
| Total for Entity | \$500 | | \$45 |
| Keystone Township (Polk) | | | |
| Minnesota Association of Townships | 298 | 9.0% | 27 |
| Total for Entity | \$298 | | \$27 |

Table 5
2015 Lobbying Expenditures Paid With Association Dues
Listed by Entity

| Name of Entity (County) Association Name | Total Local Government Dues | Proportion of Dues Used for Lobbying | Total Dues Used for Lobbying |
|---|--|---|---|
| Kiester Township (Faribault) | | | |
| Minnesota Association of Townships | 350 | 9.0% | 32 |
| Total for Entity | \$350 | | \$32 |
| Kildare Township (Swift) | | | |
| Minnesota Association of Townships | 315 | 9.0% | 28 |
| Total for Entity | \$315 | | \$28 |
| Kilkenny Township (Le Sueur) | | | |
| Minnesota Association of Townships | 471 | 9.0% | 42 |
| Total for Entity | \$471 | | \$42 |
| Kimball Township (Jackson) | | | |
| Minnesota Association of Townships | 312 | 9.0% | 28 |
| Total for Entity | \$312 | | \$28 |
| Kimberly Township (Aitkin) | | | |
| Minnesota Association of Townships | 330 | 9.0% | 30 |
| Total for Entity | \$330 | | \$30 |
| King Township (Polk) | | | |
| Minnesota Association of Townships | 340 | 9.0% | 31 |
| Total for Entity | \$340 | | \$31 |
| Kinghurst Township (Itasca) | | | |
| Minnesota Association of Townships | 306 | 9.0% | 28 |
| Total for Entity | \$306 | | \$28 |
| Kingman Township (Renville) | | | |
| Minnesota Association of Townships | 332 | 9.0% | 30 |
| Total for Entity | \$332 | | \$30 |
| Kingston Township (Meeker) | | | |
| Minnesota Association of Townships | 808 | 9.0% | 73 |
| Total for Entity | \$808 | | \$73 |
| Kintire Township (Redwood) | | | |
| Minnesota Association of Townships | 330 | 9.0% | 30 |
| Total for Entity | \$330 | | \$30 |

Table 5
2015 Lobbying Expenditures Paid With Association Dues
Listed by Entity

| Name of Entity (County) Association Name | Total Local Government Dues | Proportion of Dues Used for Lobbying | Total Dues Used for Lobbying |
|--|--|---|---|
| Kittson County | | | |
| Association of Minnesota Counties | 4,286 | 14.2% | 609 |
| Greater Minnesota Parks and Trails | 150 | 48.8% | 73 |
| Minnesota Rural Counties Caucus | 2,100 | 50.0% | 1,050 |
| Total for Entity | \$6,536 | | \$1,732 |
| Kittson Soil and Water Conservation District | | | |
| Minnesota Association of Soil and Water Conservation Districts | 2,248 | 21.1% | 474 |
| Total for Entity | \$2,248 | | \$474 |
| Knife Lake Township (Kanabec) | | | |
| Minnesota Association of Townships | 779 | 9.0% | 70 |
| Total for Entity | \$779 | | \$70 |
| Knife River-Larsmont Sanitary District | | | |
| League of Minnesota Cities | 1,775 | 10.4% | 185 |
| Total for Entity | \$1,775 | | \$185 |
| Knute Township (Polk) | | | |
| Minnesota Association of Townships | 506 | 9.0% | 46 |
| Total for Entity | \$506 | | \$46 |
| Koochiching County | | | |
| Arrowhead Counties Association | 2,750 | 80.0% | 2,200 |
| Association of Minnesota Counties | 6,715 | 14.2% | 954 |
| Minnesota Rural Counties Caucus | 2,100 | 50.0% | 1,050 |
| Total for Entity | \$11,565 | | \$4,204 |
| Koochiching Soil and Water Conservation District | | | |
| Minnesota Association of Soil and Water Conservation Districts | 2,248 | 21.1% | 474 |
| Total for Entity | \$2,248 | | \$474 |
| Kragero Township (Chippewa) | | | |
| Minnesota Association of Townships | 307 | 9.0% | 28 |
| Total for Entity | \$307 | | \$28 |
| Kragnes Township (Clay) | | | |
| Minnesota Association of Townships | 433 | 9.0% | 39 |
| Total for Entity | \$433 | | \$39 |

Table 5
2015 Lobbying Expenditures Paid With Association Dues
Listed by Entity

| Name of Entity (County) Association Name | Total Local Government Dues | Proportion of Dues Used for Lobbying | Total Dues Used for Lobbying |
|---|--|---|---|
| Krain Township (Stearns) | | | |
| Minnesota Association of Townships | 656 | 9.0% | 59 |
| Total for Entity | \$656 | | \$59 |
| Kratka Township (Pennington) | | | |
| Minnesota Association of Townships | 312 | 9.0% | 28 |
| Total for Entity | \$312 | | \$28 |
| Kroschel Township (Kanabec) | | | |
| Minnesota Association of Townships | 340 | 9.0% | 31 |
| Total for Entity | \$340 | | \$31 |
| Kugler Township (Saint Louis) | | | |
| Minnesota Association of Townships | 329 | 9.0% | 30 |
| Total for Entity | \$329 | | \$30 |
| Kurtz Township (Clay) | | | |
| Minnesota Association of Townships | 432 | 9.0% | 39 |
| Total for Entity | \$432 | | \$39 |
| La Crescent Township (Houston) | | | |
| Minnesota Association of Townships | 826 | 9.0% | 74 |
| Total for Entity | \$826 | | \$74 |
| La Crosse Township (Jackson) | | | |
| Minnesota Association of Townships | 318 | 9.0% | 29 |
| Total for Entity | \$318 | | \$29 |
| La Garde Township (Mahnomen) | | | |
| Minnesota Association of Townships | 323 | 9.0% | 29 |
| Total for Entity | \$323 | | \$29 |
| La Grand Township (Douglas) | | | |
| Minnesota Association of Townships | 1,749 | 9.0% | 157 |
| Total for Entity | \$1,749 | | \$157 |
| La Prairie Township (Clearwater) | | | |
| Minnesota Association of Townships | 456 | 9.0% | 41 |
| Total for Entity | \$456 | | \$41 |

Table 5
2015 Lobbying Expenditures Paid With Association Dues
Listed by Entity

| Name of Entity (County) Association Name | Total Local Government Dues | Proportion of Dues Used for Lobbying | Total Dues Used for Lobbying |
|--|--|---|---|
| Lac qui Parle County | | | |
| Association of Minnesota Counties | 6,418 | 14.2% | 911 |
| Total for Entity | \$6,418 | | \$911 |
| Lac qui Parle Soil and Water Conservation District | | | |
| Minnesota Association of Soil and Water Conservation Districts | 2,248 | 21.1% | 474 |
| Total for Entity | \$2,248 | | \$474 |
| Lac qui Parle Township (Lac qui Parle) | | | |
| Minnesota Association of Townships | 327 | 9.0% | 29 |
| Total for Entity | \$327 | | \$29 |
| Lac qui Parle-Yellow Bank Watershed District | | | |
| Minnesota Association of Watershed Districts | 3,500 | 46.7% | 1,634 |
| Total for Entity | \$3,500 | | \$1,634 |
| Lafayette Township (Nicollet) | | | |
| Minnesota Association of Townships | 560 | 9.0% | 50 |
| Total for Entity | \$560 | | \$50 |
| Lake Alice Township (Hubbard) | | | |
| Minnesota Association of Townships | 300 | 9.0% | 27 |
| Total for Entity | \$300 | | \$27 |
| Lake Andrew Township (Kandiyohi) | | | |
| Minnesota Association of Townships | 648 | 9.0% | 58 |
| Total for Entity | \$648 | | \$58 |
| Lake Belt Township (Martin) | | | |
| Minnesota Association of Townships | 329 | 9.0% | 30 |
| Total for Entity | \$329 | | \$30 |
| Lake Benton Township (Lincoln) | | | |
| Minnesota Association of Townships | 348 | 9.0% | 31 |
| Total for Entity | \$348 | | \$31 |

Table 5
2015 Lobbying Expenditures Paid With Association Dues
Listed by Entity

| Name of Entity (County) Association Name | Total Local Government Dues | Proportion of Dues Used for Lobbying | Total Dues Used for Lobbying |
|--|-----------------------------------|---|---------------------------------------|
| Lake County | | | |
| Arrowhead Counties Association | 2,750 | 80.0% | 2,200 |
| Association of Minnesota Counties | 6,973 | 14.2% | 990 |
| Greater Minnesota Parks and Trails | 225 | 48.8% | 110 |
| Total for Entity | \$9,948 | | \$3,300 |
| Lake County Soil and Water Conservation District | | | |
| Minnesota Association of Soil and Water Conservation Districts | 2,248 | 21.1% | 474 |
| Total for Entity | \$2,248 | | \$474 |
| Lake Edward Township (Crow Wing) | | | |
| Minnesota Association of Townships | 1,079 | 9.0% | 97 |
| Total for Entity | \$1,079 | | \$97 |
| Lake Elizabeth Township (Kandiyohi) | | | |
| Minnesota Association of Townships | 340 | 9.0% | 31 |
| Total for Entity | \$340 | | \$31 |
| Lake Emma Township (Hubbard) | | | |
| Minnesota Association of Townships | 654 | 9.0% | 59 |
| Total for Entity | \$654 | | \$59 |
| Lake Eunice Township (Becker) | | | |
| Minnesota Association of Townships | 917 | 9.0% | 83 |
| Total for Entity | \$917 | | \$83 |
| Lake Fremont Township (Martin) | | | |
| Minnesota Association of Townships | 320 | 9.0% | 29 |
| Total for Entity | \$320 | | \$29 |
| Lake George Township (Hubbard) | | | |
| Minnesota Association of Townships | 460 | 9.0% | 41 |
| Total for Entity | \$460 | | \$41 |
| Lake George Township (Stearns) | | | |
| Minnesota Association of Townships | 448 | 9.0% | 40 |
| Total for Entity | \$448 | | \$40 |

Table 5
2015 Lobbying Expenditures Paid With Association Dues
Listed by Entity

| Name of Entity (County) Association Name | Total Local Government Dues | Proportion of Dues Used for Lobbying | Total Dues Used for Lobbying |
|---|--|---|---|
| Lake Grove Township (Mahnomon) | | | |
| Minnesota Association of Townships | 334 | 9.0% | 30 |
| Total for Entity | \$334 | | \$30 |
| Lake Hanska Township (Brown) | | | |
| Minnesota Association of Townships | 447 | 9.0% | 40 |
| Total for Entity | \$447 | | \$40 |
| Lake Hattie Township (Hubbard) | | | |
| Minnesota Association of Townships | 336 | 9.0% | 30 |
| Total for Entity | \$336 | | \$30 |
| Lake Henry Township (Stearns) | | | |
| Minnesota Association of Townships | 429 | 9.0% | 39 |
| Total for Entity | \$429 | | \$39 |
| Lake Ida Township (Norman) | | | |
| Minnesota Association of Townships | 319 | 9.0% | 29 |
| Total for Entity | \$319 | | \$29 |
| Lake Jessie Township (Itasca) | | | |
| Minnesota Association of Townships | 436 | 9.0% | 39 |
| Total for Entity | \$436 | | \$39 |
| Lake Johanna Township (Pope) | | | |
| Minnesota Association of Townships | 313 | 9.0% | 28 |
| Total for Entity | \$313 | | \$28 |
| Lake Lillian Township (Kandiyohi) | | | |
| Minnesota Association of Townships | 330 | 9.0% | 30 |
| Total for Entity | \$330 | | \$30 |
| Lake Marshall Township (Lyon) | | | |
| Minnesota Association of Townships | 520 | 9.0% | 47 |
| Total for Entity | \$520 | | \$47 |
| Lake Mary Township (Douglas) | | | |
| Minnesota Association of Townships | 758 | 9.0% | 68 |
| Total for Entity | \$758 | | \$68 |

Table 5
2015 Lobbying Expenditures Paid With Association Dues
Listed by Entity

| Name of Entity (County) Association Name | Total Local Government Dues | Proportion of Dues Used for Lobbying | Total Dues Used for Lobbying |
|--|--|---|---|
| Lake Minnetonka Conservation District | | | |
| League of Minnesota Cities | 1,775 | 10.4% | 185 |
| Total for Entity | \$1,775 | | \$185 |
| Lake of the Woods County | | | |
| Association of Minnesota Counties | 3,796 | 14.2% | 539 |
| Minnesota Rural Counties Caucus | 2,100 | 50.0% | 1,050 |
| Total for Entity | \$5,896 | | \$1,589 |
| Lake of the Woods Soil and Water Conservation District | | | |
| Minnesota Association of Soil and Water Conservation Districts | 2,248 | 21.1% | 474 |
| Total for Entity | \$2,248 | | \$474 |
| Lake Park Township (Becker) | | | |
| Minnesota Association of Townships | 493 | 9.0% | 44 |
| Total for Entity | \$493 | | \$44 |
| Lake Pleasant Township (Red Lake) | | | |
| Minnesota Association of Townships | 302 | 9.0% | 27 |
| Total for Entity | \$302 | | \$27 |
| Lake Prairie Township (Nicollet) | | | |
| Minnesota Association of Townships | 550 | 9.0% | 50 |
| Total for Entity | \$550 | | \$50 |
| Lake Pulaski Improvement District | | | |
| League of Minnesota Cities | 1,775 | 10.4% | 185 |
| Total for Entity | \$1,775 | | \$185 |
| Lake Sarah Township (Murray) | | | |
| Minnesota Association of Townships | 462 | 9.0% | 42 |
| Total for Entity | \$462 | | \$42 |
| Lake Shore Township (Lac qui Parle) | | | |
| Minnesota Association of Townships | 330 | 9.0% | 30 |
| Total for Entity | \$330 | | \$30 |
| Lake Stay Township (Lincoln) | | | |
| Minnesota Association of Townships | 321 | 9.0% | 29 |
| Total for Entity | \$321 | | \$29 |

Table 5
2015 Lobbying Expenditures Paid With Association Dues
Listed by Entity

| Name of Entity (County) Association Name | Total Local Government Dues | Proportion of Dues Used for Lobbying | Total Dues Used for Lobbying |
|---|--|---|---|
| Lake Township (Roseau) | | | |
| Minnesota Association of Townships | 1,078 | 9.0% | 97 |
| Total for Entity | \$1,078 | | \$97 |
| Lake Township (Wabasha) | | | |
| Minnesota Association of Townships | 480 | 9.0% | 43 |
| Total for Entity | \$480 | | \$43 |
| Lake Valley Township (Traverse) | | | |
| Minnesota Association of Townships | 343 | 9.0% | 31 |
| Total for Entity | \$343 | | \$31 |
| Lake View Township (Becker) | | | |
| Minnesota Association of Townships | 949 | 9.0% | 85 |
| Total for Entity | \$949 | | \$85 |
| Lake Washington Sanitary District | | | |
| League of Minnesota Cities | 1,775 | 10.4% | 185 |
| Total for Entity | \$1,775 | | \$185 |
| Lakeport Township (Hubbard) | | | |
| Minnesota Association of Townships | 616 | 9.0% | 55 |
| Total for Entity | \$616 | | \$55 |
| Lakes Country Service Cooperative | | | |
| Minnesota Rural Education Association | 1,600 | 42.4% | 678 |
| Total for Entity | \$1,600 | | \$678 |
| Lakeside Township (Aitkin) | | | |
| Minnesota Association of Townships | 482 | 9.0% | 43 |
| Total for Entity | \$482 | | \$43 |
| Lakeside Township (Cottonwood) | | | |
| Minnesota Association of Townships | 346 | 9.0% | 31 |
| Total for Entity | \$346 | | \$31 |
| Laketown Township (Carver) | | | |
| Minnesota Association of Townships | 1,137 | 9.0% | 102 |
| Total for Entity | \$1,137 | | \$102 |

Table 5
2015 Lobbying Expenditures Paid With Association Dues
Listed by Entity

| Name of Entity (County) Association Name | Total Local Government Dues | Proportion of Dues Used for Lobbying | Total Dues Used for Lobbying |
|---|--|---|---|
| Lakeview Township (Carlton) | | | |
| Minnesota Association of Townships | 326 | 9.0% | 29 |
| Total for Entity | \$326 | | \$29 |
| Lakewood Township (Saint Louis) | | | |
| Minnesota Association of Townships | 1,122 | 9.0% | 101 |
| Total for Entity | \$1,122 | | \$101 |
| Lakin Township (Morrison) | | | |
| Minnesota Association of Townships | 475 | 9.0% | 43 |
| Total for Entity | \$475 | | \$43 |
| Lambert Township (Red Lake) | | | |
| Minnesota Association of Townships | 310 | 9.0% | 28 |
| Total for Entity | \$310 | | \$28 |
| Lamberton Township (Redwood) | | | |
| Minnesota Association of Townships | 328 | 9.0% | 30 |
| Total for Entity | \$328 | | \$30 |
| Lammers Township (Beltrami) | | | |
| Minnesota Association of Townships | 532 | 9.0% | 48 |
| Total for Entity | \$532 | | \$48 |
| Land Township (Grant) | | | |
| Minnesota Association of Townships | 350 | 9.0% | 32 |
| Total for Entity | \$350 | | \$32 |
| Lanesburgh Township (Le Sueur) | | | |
| Minnesota Association of Townships | 1,060 | 9.0% | 95 |
| Total for Entity | \$1,060 | | \$95 |
| Langhei Township (Pope) | | | |
| Minnesota Association of Townships | 326 | 9.0% | 29 |
| Total for Entity | \$326 | | \$29 |
| Langola Township (Benton) | | | |
| Minnesota Association of Townships | 637 | 9.0% | 57 |
| Total for Entity | \$637 | | \$57 |

Table 5
2015 Lobbying Expenditures Paid With Association Dues
Listed by Entity

| Name of Entity (County) Association Name | Total Local Government Dues | Proportion of Dues Used for Lobbying | Total Dues Used for Lobbying |
|---|--|---|---|
| Langor Township (Beltrami) | | | |
| Minnesota Association of Townships | 337 | 9.0% | 30 |
| Total for Entity | \$337 | | \$30 |
| Lansing Township (Mower) | | | |
| Minnesota Association of Townships | 644 | 9.0% | 58 |
| Total for Entity | \$644 | | \$58 |
| Laona Township (Roseau) | | | |
| Minnesota Association of Townships | 514 | 9.0% | 46 |
| Total for Entity | \$514 | | \$46 |
| Larkin Township (Nobles) | | | |
| Minnesota Association of Townships | 330 | 9.0% | 30 |
| Total for Entity | \$330 | | \$30 |
| Lavell Township (Saint Louis) | | | |
| Minnesota Association of Townships | 437 | 9.0% | 39 |
| Total for Entity | \$437 | | \$39 |
| Lawrence Township (Grant) | | | |
| Minnesota Association of Townships | 297 | 9.0% | 27 |
| Total for Entity | \$297 | | \$27 |
| Lawrence Township (Itasca) | | | |
| Minnesota Association of Townships | 483 | 9.0% | 43 |
| Total for Entity | \$483 | | \$43 |
| Le Ray Township (Blue Earth) | | | |
| Minnesota Association of Townships | 576 | 9.0% | 52 |
| Total for Entity | \$576 | | \$52 |
| Le Sauk Township (Stearns) | | | |
| Minnesota Association of Townships | 969 | 9.0% | 87 |
| Total for Entity | \$969 | | \$87 |
| Le Sueur County | | | |
| Association of Minnesota Counties | 12,092 | 14.2% | 1,717 |
| Greater Minnesota Parks and Trails | 300 | 48.8% | 146 |
| Total for Entity | \$12,392 | | \$1,863 |

Table 5
2015 Lobbying Expenditures Paid With Association Dues
Listed by Entity

| Name of Entity (County) Association Name | Total Local Government Dues | Proportion of Dues Used for Lobbying | Total Dues Used for Lobbying |
|--|--|---|---|
| Le Sueur County Soil and Water Conservation District | | | |
| Minnesota Association of Soil and Water Conservation Districts | 3,148 | 21.1% | 664 |
| Total for Entity | \$3,148 | | \$664 |
| Leaf Lake Township (Otter Tail) | | | |
| Minnesota Association of Townships | 518 | 9.0% | 47 |
| Total for Entity | \$518 | | \$47 |
| Leaf Mountain Township (Otter Tail) | | | |
| Minnesota Association of Townships | 441 | 9.0% | 40 |
| Total for Entity | \$441 | | \$40 |
| Leaf River Township (Wadena) | | | |
| Minnesota Association of Townships | 508 | 9.0% | 46 |
| Total for Entity | \$508 | | \$46 |
| Leaf Valley Township (Douglas) | | | |
| Minnesota Association of Townships | 485 | 9.0% | 44 |
| Total for Entity | \$485 | | \$44 |
| Leavenworth Township (Brown) | | | |
| Minnesota Association of Townships | 428 | 9.0% | 39 |
| Total for Entity | \$428 | | \$39 |
| Lee Township (Aitkin) | | | |
| Minnesota Association of Townships | 285 | 9.0% | 26 |
| Total for Entity | \$285 | | \$26 |
| Lee Township (Beltrami) | | | |
| Minnesota Association of Townships | 286 | 9.0% | 26 |
| Total for Entity | \$286 | | \$26 |
| Lee Township (Norman) | | | |
| Minnesota Association of Townships | 306 | 9.0% | 28 |
| Total for Entity | \$306 | | \$28 |
| Leech Lake Township (Cass) | | | |
| Minnesota Association of Townships | 481 | 9.0% | 43 |
| Total for Entity | \$481 | | \$43 |

Table 5
2015 Lobbying Expenditures Paid With Association Dues
Listed by Entity

| Name of Entity (County) Association Name | Total Local Government Dues | Proportion of Dues Used for Lobbying | Total Dues Used for Lobbying |
|---|--|---|---|
| Leeds Township (Murray) | | | |
| Minnesota Association of Townships | 334 | 9.0% | 30 |
| Total for Entity | \$334 | | \$30 |
| Leenthrop Township (Chippewa) | | | |
| Minnesota Association of Townships | 346 | 9.0% | 31 |
| Total for Entity | \$346 | | \$31 |
| Leiding Township (Saint Louis) | | | |
| Minnesota Association of Townships | 466 | 9.0% | 42 |
| Total for Entity | \$466 | | \$42 |
| Leigh Township (Morrison) | | | |
| Minnesota Association of Townships | 335 | 9.0% | 30 |
| Total for Entity | \$335 | | \$30 |
| Lemond Township (Steele) | | | |
| Minnesota Association of Townships | 499 | 9.0% | 45 |
| Total for Entity | \$499 | | \$45 |
| Lent Township (Chisago) | | | |
| Minnesota Association of Townships | 1,392 | 9.0% | 125 |
| Total for Entity | \$1,392 | | \$125 |
| Leon Township (Clearwater) | | | |
| Minnesota Association of Townships | 455 | 9.0% | 41 |
| Total for Entity | \$455 | | \$41 |
| Leon Township (Goodhue) | | | |
| Minnesota Association of Townships | 622 | 9.0% | 56 |
| Total for Entity | \$622 | | \$56 |
| Leonardsville Township (Traverse) | | | |
| Minnesota Association of Townships | 302 | 9.0% | 27 |
| Total for Entity | \$302 | | \$27 |
| Leota Township (Nobles) | | | |
| Minnesota Association of Townships | 463 | 9.0% | 42 |
| Total for Entity | \$463 | | \$42 |

Table 5
2015 Lobbying Expenditures Paid With Association Dues
Listed by Entity

| Name of Entity (County) Association Name | Total Local Government Dues | Proportion of Dues Used for Lobbying | Total Dues Used for Lobbying |
|---|--|---|---|
| LeRoy Township (Mower) | | | |
| Minnesota Association of Townships | 452 | 9.0% | 41 |
| Total for Entity | \$452 | | \$41 |
| Leslie Township (Todd) | | | |
| Minnesota Association of Townships | 543 | 9.0% | 49 |
| Total for Entity | \$543 | | \$49 |
| Lessor Township (Polk) | | | |
| Minnesota Association of Townships | 324 | 9.0% | 29 |
| Total for Entity | \$324 | | \$29 |
| Leven Township (Pope) | | | |
| Minnesota Association of Townships | 497 | 9.0% | 45 |
| Total for Entity | \$497 | | \$45 |
| Lewis Township (Mille Lacs) | | | |
| Minnesota Association of Townships | 284 | 9.0% | 26 |
| Total for Entity | \$284 | | \$26 |
| Lexington Township (Le Sueur) | | | |
| Minnesota Association of Townships | 568 | 9.0% | 51 |
| Total for Entity | \$568 | | \$51 |
| Libby Township (Aitkin) | | | |
| Minnesota Association of Townships | 285 | 9.0% | 26 |
| Total for Entity | \$285 | | \$26 |
| Liberty Township (Beltrami) | | | |
| Minnesota Association of Townships | 576 | 9.0% | 52 |
| Total for Entity | \$576 | | \$52 |
| Liberty Township (Polk) | | | |
| Minnesota Association of Townships | 303 | 9.0% | 27 |
| Total for Entity | \$303 | | \$27 |
| Lida Township (Otter Tail) | | | |
| Minnesota Association of Townships | 577 | 9.0% | 52 |
| Total for Entity | \$577 | | \$52 |

Table 5
2015 Lobbying Expenditures Paid With Association Dues
Listed by Entity

| Name of Entity (County) Association Name | Total Local Government Dues | Proportion of Dues Used for Lobbying | Total Dues Used for Lobbying |
|--|--|---|---|
| Lien Township (Grant) | | | |
| Minnesota Association of Townships | 305 | 9.0% | 27 |
| Total for Entity | \$305 | | \$27 |
| Lima Township (Cass) | | | |
| Minnesota Association of Townships | 302 | 9.0% | 27 |
| Total for Entity | \$302 | | \$27 |
| Lime Lake Township (Murray) | | | |
| Minnesota Association of Townships | 326 | 9.0% | 29 |
| Total for Entity | \$326 | | \$29 |
| Lime Township (Blue Earth) | | | |
| Minnesota Association of Townships | 740 | 9.0% | 67 |
| Total for Entity | \$740 | | \$67 |
| Limestone Township (Lincoln) | | | |
| Minnesota Association of Townships | 315 | 9.0% | 28 |
| Total for Entity | \$315 | | \$28 |
| Lincoln County | | | |
| Association of Minnesota Counties | 5,511 | 14.2% | 783 |
| Total for Entity | \$5,511 | | \$783 |
| Lincoln Soil and Water Conservation District | | | |
| Minnesota Association of Soil and Water Conservation Districts | 2,248 | 21.1% | 474 |
| Total for Entity | \$2,248 | | \$474 |
| Lincoln Township (Blue Earth) | | | |
| Minnesota Association of Townships | 333 | 9.0% | 30 |
| Total for Entity | \$333 | | \$30 |
| Lincoln Township (Marshall) | | | |
| Minnesota Association of Townships | 307 | 9.0% | 28 |
| Total for Entity | \$307 | | \$28 |
| Lincoln-Pipestone Rural Water System | | | |
| League of Minnesota Cities | 1,775 | 10.4% | 185 |
| Total for Entity | \$1,775 | | \$185 |

Table 5
2015 Lobbying Expenditures Paid With Association Dues
Listed by Entity

| Name of Entity (County) Association Name | Total Local Government Dues | Proportion of Dues Used for Lobbying | Total Dues Used for Lobbying |
|---|--|---|---|
| Lind Township (Roseau) | | | |
| Minnesota Association of Townships | 288 | 9.0% | 26 |
| Total for Entity | \$288 | | \$26 |
| Linden Grove Township (Saint Louis) | | | |
| Minnesota Association of Townships | 315 | 9.0% | 28 |
| Total for Entity | \$315 | | \$28 |
| Linden Township (Brown) | | | |
| Minnesota Association of Townships | 431 | 9.0% | 39 |
| Total for Entity | \$431 | | \$39 |
| Linsell Township (Marshall) | | | |
| Minnesota Association of Townships | 279 | 9.0% | 25 |
| Total for Entity | \$279 | | \$25 |
| Linwood Township (Anoka) | | | |
| Minnesota Association of Townships | 2,081 | 9.0% | 187 |
| Total for Entity | \$2,081 | | \$187 |
| Lisbon Township (Yellow Medicine) | | | |
| Minnesota Association of Townships | 332 | 9.0% | 30 |
| Total for Entity | \$332 | | \$30 |
| Lismore Township (Nobles) | | | |
| Minnesota Association of Townships | 324 | 9.0% | 29 |
| Total for Entity | \$324 | | \$29 |
| Litchfield Township (Meeker) | | | |
| Minnesota Association of Townships | 604 | 9.0% | 54 |
| Total for Entity | \$604 | | \$54 |
| Little Elbow Township (Mahnomen) | | | |
| Minnesota Association of Townships | 425 | 9.0% | 38 |
| Total for Entity | \$425 | | \$38 |
| Little Elk Township (Todd) | | | |
| Minnesota Association of Townships | 427 | 9.0% | 38 |
| Total for Entity | \$427 | | \$38 |

Table 5
2015 Lobbying Expenditures Paid With Association Dues
Listed by Entity

| Name of Entity (County) Association Name | Total Local Government Dues | Proportion of Dues Used for Lobbying | Total Dues Used for Lobbying |
|---|--|---|---|
| Little Falls Township (Morrison) | | | |
| Minnesota Association of Townships | 939 | 9.0% | 85 |
| Total for Entity | \$939 | | \$85 |
| Little Pine Township (Crow Wing) | | | |
| Minnesota Association of Townships | 297 | 9.0% | 27 |
| Total for Entity | \$297 | | \$27 |
| Little Rock Township (Nobles) | | | |
| Minnesota Association of Townships | 334 | 9.0% | 30 |
| Total for Entity | \$334 | | \$30 |
| Little Sauk Township (Todd) | | | |
| Minnesota Association of Townships | 599 | 9.0% | 54 |
| Total for Entity | \$599 | | \$54 |
| Livonia Township (Sherburne) | | | |
| Minnesota Association of Townships | 2,337 | 9.0% | 210 |
| Total for Entity | \$2,337 | | \$210 |
| Lockhart Township (Norman) | | | |
| Minnesota Association of Townships | 284 | 9.0% | 26 |
| Total for Entity | \$284 | | \$26 |
| Lodi Township (Mower) | | | |
| Minnesota Association of Townships | 424 | 9.0% | 38 |
| Total for Entity | \$424 | | \$38 |
| Logan Township (Aitkin) | | | |
| Minnesota Association of Townships | 324 | 9.0% | 29 |
| Total for Entity | \$324 | | \$29 |
| Logan Township (Grant) | | | |
| Minnesota Association of Townships | 298 | 9.0% | 27 |
| Total for Entity | \$298 | | \$27 |
| London Township (Freeborn) | | | |
| Minnesota Association of Townships | 436 | 9.0% | 39 |
| Total for Entity | \$436 | | \$39 |

Table 5
2015 Lobbying Expenditures Paid With Association Dues
Listed by Entity

| Name of Entity (County) Association Name | Total Local Government Dues | Proportion of Dues Used for Lobbying | Total Dues Used for Lobbying |
|---|--|---|---|
| Lone Pine Township (Itasca) | | | |
| Minnesota Association of Townships | 471 | 9.0% | 42 |
| Total for Entity | \$471 | | \$42 |
| Lone Tree Township (Chippewa) | | | |
| Minnesota Association of Townships | 330 | 9.0% | 30 |
| Total for Entity | \$330 | | \$30 |
| Long Lake Township (Crow Wing) | | | |
| Minnesota Association of Townships | 744 | 9.0% | 67 |
| Total for Entity | \$744 | | \$67 |
| Long Lake Township (Watonwan) | | | |
| Minnesota Association of Townships | 448 | 9.0% | 40 |
| Total for Entity | \$448 | | \$40 |
| Long Lost Lake Township (Clearwater) | | | |
| Minnesota Association of Townships | 284 | 9.0% | 26 |
| Total for Entity | \$284 | | \$26 |
| Long Prairie Township (Todd) | | | |
| Minnesota Association of Townships | 602 | 9.0% | 54 |
| Total for Entity | \$602 | | \$54 |
| Loon Lake Township (Cass) | | | |
| Minnesota Association of Townships | 515 | 9.0% | 46 |
| Total for Entity | \$515 | | \$46 |
| Lorain Township (Nobles) | | | |
| Minnesota Association of Townships | 437 | 9.0% | 39 |
| Total for Entity | \$437 | | \$39 |
| Louisville Township (Red Lake) | | | |
| Minnesota Association of Townships | 328 | 9.0% | 30 |
| Total for Entity | \$328 | | \$30 |
| Louisville Township (Scott) | | | |
| Minnesota Association of Townships | 833 | 9.0% | 75 |
| Total for Entity | \$833 | | \$75 |

Table 5
2015 Lobbying Expenditures Paid With Association Dues
Listed by Entity

| Name of Entity (County) Association Name | Total Local Government Dues | Proportion of Dues Used for Lobbying | Total Dues Used for Lobbying |
|---|--|---|---|
| Louriston Township (Chippewa) | | | |
| Minnesota Association of Townships | 320 | 9.0% | 29 |
| Total for Entity | \$320 | | \$29 |
| Lowell Township (Polk) | | | |
| Minnesota Association of Townships | 437 | 9.0% | 39 |
| Total for Entity | \$437 | | \$39 |
| Lower Minnesota River Watershed District | | | |
| Minnesota Association of Watershed Districts | 3,500 | 46.7% | 1,634 |
| Total for Entity | \$3,500 | | \$1,634 |
| Lowville Township (Murray) | | | |
| Minnesota Association of Townships | 323 | 9.0% | 29 |
| Total for Entity | \$323 | | \$29 |
| Lucas Township (Lyon) | | | |
| Minnesota Association of Townships | 421 | 9.0% | 38 |
| Total for Entity | \$421 | | \$38 |
| Lund Township (Douglas) | | | |
| Minnesota Association of Townships | 441 | 9.0% | 40 |
| Total for Entity | \$441 | | \$40 |
| Lura Township (Faribault) | | | |
| Minnesota Association of Townships | 318 | 9.0% | 29 |
| Total for Entity | \$318 | | \$29 |
| Lutsen Township (Cook) | | | |
| Minnesota Association of Townships | 473 | 9.0% | 43 |
| Total for Entity | \$473 | | \$43 |
| Luverne Township (Rock) | | | |
| Minnesota Association of Townships | 488 | 9.0% | 44 |
| Total for Entity | \$488 | | \$44 |
| Luxemburg Township (Stearns) | | | |
| Minnesota Association of Townships | 545 | 9.0% | 49 |
| Total for Entity | \$545 | | \$49 |

Table 5
2015 Lobbying Expenditures Paid With Association Dues
Listed by Entity

| Name of Entity (County) Association Name | Total Local Government Dues | Proportion of Dues Used for Lobbying | Total Dues Used for Lobbying |
|--|-----------------------------------|---|---------------------------------------|
| Lyle Township (Mower) | | | |
| Minnesota Association of Townships | 452 | 9.0% | 41 |
| Total for Entity | \$452 | | \$41 |
| Lynd Township (Lyon) | | | |
| Minnesota Association of Townships | 468 | 9.0% | 42 |
| Total for Entity | \$468 | | \$42 |
| Lynden Township (Stearns) | | | |
| Minnesota Association of Townships | 1,029 | 9.0% | 93 |
| Total for Entity | \$1,029 | | \$93 |
| Lynn Township (McLeod) | | | |
| Minnesota Association of Townships | 512 | 9.0% | 46 |
| Total for Entity | \$512 | | \$46 |
| Lyon County | | | |
| Association of Minnesota Counties | 11,511 | 14.2% | 1,635 |
| Greater Minnesota Parks and Trails | 450 | 48.8% | 220 |
| Total for Entity | \$11,961 | | \$1,855 |
| Lyon Soil and Water Conservation District | | | |
| Minnesota Association of Soil and Water Conservation Districts | 2,982 | 21.1% | 629 |
| Total for Entity | \$2,982 | | \$629 |
| Lyons Township (Lyon) | | | |
| Minnesota Association of Townships | 331 | 9.0% | 30 |
| Total for Entity | \$331 | | \$30 |
| Lyons Township (Wadena) | | | |
| Minnesota Association of Townships | 333 | 9.0% | 30 |
| Total for Entity | \$333 | | \$30 |
| Lyra Township (Blue Earth) | | | |
| Minnesota Association of Townships | 441 | 9.0% | 40 |
| Total for Entity | \$441 | | \$40 |
| Macsville Township (Grant) | | | |
| Minnesota Association of Townships | 304 | 9.0% | 27 |
| Total for Entity | \$304 | | \$27 |

Table 5
2015 Lobbying Expenditures Paid With Association Dues
Listed by Entity

| Name of Entity (County) Association Name | Total Local Government Dues | Proportion of Dues Used for Lobbying | Total Dues Used for Lobbying |
|---|--|---|---|
| Macville Township (Aitkin) | | | |
| Minnesota Association of Townships | 333 | 9.0% | 30 |
| Total for Entity | \$333 | | \$30 |
| Madelia Township (Watonwan) | | | |
| Minnesota Association of Townships | 449 | 9.0% | 40 |
| Total for Entity | \$449 | | \$40 |
| Madison Township (Lac qui Parle) | | | |
| Minnesota Association of Townships | 338 | 9.0% | 30 |
| Total for Entity | \$338 | | \$30 |
| Magnolia Township (Rock) | | | |
| Minnesota Association of Townships | 337 | 9.0% | 30 |
| Total for Entity | \$337 | | \$30 |
| Mahnomen County | | | |
| Association of Minnesota Counties | 4,504 | 14.2% | 640 |
| Greater Minnesota Parks and Trails | 150 | 48.8% | 73 |
| Minnesota Rural Counties Caucus | 2,100 | 50.0% | 1,050 |
| Total for Entity | \$6,754 | | \$1,763 |
| Mahtowa Township (Carlton) | | | |
| Minnesota Association of Townships | 540 | 9.0% | 49 |
| Total for Entity | \$540 | | \$49 |
| Maine Prairie Township (Stearns) | | | |
| Minnesota Association of Townships | 1,011 | 9.0% | 91 |
| Total for Entity | \$1,011 | | \$91 |
| Maine Township (Otter Tail) | | | |
| Minnesota Association of Townships | 548 | 9.0% | 49 |
| Total for Entity | \$548 | | \$49 |
| Malmo Township (Aitkin) | | | |
| Minnesota Association of Townships | 445 | 9.0% | 40 |
| Total for Entity | \$445 | | \$40 |

Table 5
2015 Lobbying Expenditures Paid With Association Dues
Listed by Entity

| Name of Entity (County) Association Name | Total Local Government Dues | Proportion of Dues Used for Lobbying | Total Dues Used for Lobbying |
|---|--|---|---|
| Malta Township (Big Stone) | | | |
| Minnesota Association of Townships | 303 | 9.0% | 27 |
| Total for Entity | \$303 | | \$27 |
| Malung Township (Roseau) | | | |
| Minnesota Association of Townships | 480 | 9.0% | 43 |
| Total for Entity | \$480 | | \$43 |
| Mamre Township (Kandiyohi) | | | |
| Minnesota Association of Townships | 463 | 9.0% | 42 |
| Total for Entity | \$463 | | \$42 |
| Manannah Township (Meeker) | | | |
| Minnesota Association of Townships | 529 | 9.0% | 48 |
| Total for Entity | \$529 | | \$48 |
| Manchester Township (Freeborn) | | | |
| Minnesota Association of Townships | 475 | 9.0% | 43 |
| Total for Entity | \$475 | | \$43 |
| Mandt Township (Chippewa) | | | |
| Minnesota Association of Townships | 315 | 9.0% | 28 |
| Total for Entity | \$315 | | \$28 |
| Manfred Township (Lac qui Parle) | | | |
| Minnesota Association of Townships | 300 | 9.0% | 27 |
| Total for Entity | \$300 | | \$27 |
| Mankato Township (Blue Earth) | | | |
| Minnesota Association of Townships | 1,040 | 9.0% | 94 |
| Total for Entity | \$1,040 | | \$94 |
| Mansfield Township (Freeborn) | | | |
| Minnesota Association of Townships | 345 | 9.0% | 31 |
| Total for Entity | \$345 | | \$31 |
| Manston Township (Wilkin) | | | |
| Minnesota Association of Townships | 285 | 9.0% | 26 |
| Total for Entity | \$285 | | \$26 |

Table 5
2015 Lobbying Expenditures Paid With Association Dues
Listed by Entity

| Name of Entity (County) Association Name | Total Local Government Dues | Proportion of Dues Used for Lobbying | Total Dues Used for Lobbying |
|---|--|---|---|
| Mantorville Township (Dodge) | | | |
| Minnesota Association of Townships | 1,034 | 9.0% | 93 |
| Total for Entity | \$1,034 | | \$93 |
| Mantrap Township (Hubbard) | | | |
| Minnesota Association of Townships | 506 | 9.0% | 46 |
| Total for Entity | \$506 | | \$46 |
| Manyaska Township (Martin) | | | |
| Minnesota Association of Townships | 440 | 9.0% | 40 |
| Total for Entity | \$440 | | \$40 |
| Maple Grove Township (Becker) | | | |
| Minnesota Association of Townships | 487 | 9.0% | 44 |
| Total for Entity | \$487 | | \$44 |
| Maple Grove Township (Crow Wing) | | | |
| Minnesota Association of Townships | 594 | 9.0% | 53 |
| Total for Entity | \$594 | | \$53 |
| Maple Grove Transit | | | |
| Suburban Transit Association | 9,500 | 94.7% | 8,996 |
| Total for Entity | \$9,500 | | \$8,996 |
| Maple Lake Township (Wright) | | | |
| Minnesota Association of Townships | 1,086 | 9.0% | 98 |
| Total for Entity | \$1,086 | | \$98 |
| Maple Ridge Township (Beltrami) | | | |
| Minnesota Association of Townships | 304 | 9.0% | 27 |
| Total for Entity | \$304 | | \$27 |
| Maple Ridge Township (Isanti) | | | |
| Minnesota Association of Townships | 587 | 9.0% | 53 |
| Total for Entity | \$587 | | \$53 |
| Maple Township (Cass) | | | |
| Minnesota Association of Townships | 462 | 9.0% | 42 |
| Total for Entity | \$462 | | \$42 |

Table 5
2015 Lobbying Expenditures Paid With Association Dues
Listed by Entity

| Name of Entity (County) Association Name | Total Local Government Dues | Proportion of Dues Used for Lobbying | Total Dues Used for Lobbying |
|--|--|---|---|
| Mapleton Township (Blue Earth) | | | |
| Minnesota Association of Townships | 439 | 9.0% | 40 |
| Total for Entity | \$439 | | \$40 |
| Maplewood Township (Otter Tail) | | | |
| Minnesota Association of Townships | 440 | 9.0% | 40 |
| Total for Entity | \$440 | | \$40 |
| Marble Township (Lincoln) | | | |
| Minnesota Association of Townships | 319 | 9.0% | 29 |
| Total for Entity | \$319 | | \$29 |
| Marcell Township (Itasca) | | | |
| Minnesota Association of Townships | 490 | 9.0% | 44 |
| Total for Entity | \$490 | | \$44 |
| Marion Township (Olmsted) | | | |
| Minnesota Association of Townships | 1,627 | 9.0% | 146 |
| Total for Entity | \$1,627 | | \$146 |
| Marsh Creek Township (Mahnomen) | | | |
| Minnesota Association of Townships | 320 | 9.0% | 29 |
| Total for Entity | \$320 | | \$29 |
| Marsh Grove Township (Marshall) | | | |
| Minnesota Association of Townships | 314 | 9.0% | 28 |
| Total for Entity | \$314 | | \$28 |
| Marshall County | | | |
| Association of Minnesota Counties | 6,269 | 14.2% | 890 |
| Greater Minnesota Parks and Trails | 150 | 48.8% | 73 |
| Minnesota Rural Counties Caucus | 2,100 | 50.0% | 1,050 |
| Total for Entity | \$8,519 | | \$2,013 |
| Marshall Soil and Water Conservation District | | | |
| Minnesota Association of Soil and Water Conservation Districts | 2,248 | 21.1% | 474 |
| Total for Entity | \$2,248 | | \$474 |

Table 5
2015 Lobbying Expenditures Paid With Association Dues
Listed by Entity

| Name of Entity (County) Association Name | Total Local Government Dues | Proportion of Dues Used for Lobbying | Total Dues Used for Lobbying |
|--|--|---|---|
| Marshall Township (Mower) | | | |
| Minnesota Association of Townships | 454 | 9.0% | 41 |
| Total for Entity | \$454 | | \$41 |
| Marshan Township (Dakota) | | | |
| Minnesota Association of Townships | 767 | 9.0% | 69 |
| Total for Entity | \$767 | | \$69 |
| Marshfield Township (Lincoln) | | | |
| Minnesota Association of Townships | 347 | 9.0% | 31 |
| Total for Entity | \$347 | | \$31 |
| Martin County | | | |
| Association of Minnesota Counties | 10,676 | 14.2% | 1,516 |
| Greater Minnesota Parks and Trails | 225 | 48.8% | 110 |
| Total for Entity | \$10,901 | | \$1,626 |
| Martin Soil and Water Conservation District | | | |
| Minnesota Association of Soil and Water Conservation Districts | 3,134 | 21.1% | 661 |
| Total for Entity | \$3,134 | | \$661 |
| Martin Township (Rock) | | | |
| Minnesota Association of Townships | 459 | 9.0% | 41 |
| Total for Entity | \$459 | | \$41 |
| Martinsburg Township (Renville) | | | |
| Minnesota Association of Townships | 329 | 9.0% | 30 |
| Total for Entity | \$329 | | \$30 |
| Mary Township (Norman) | | | |
| Minnesota Association of Townships | 296 | 9.0% | 27 |
| Total for Entity | \$296 | | \$27 |
| Marysland Township (Swift) | | | |
| Minnesota Association of Townships | 301 | 9.0% | 27 |
| Total for Entity | \$301 | | \$27 |
| Marysville Township (Wright) | | | |
| Minnesota Association of Townships | 1,111 | 9.0% | 100 |
| Total for Entity | \$1,111 | | \$100 |

Table 5
2015 Lobbying Expenditures Paid With Association Dues
Listed by Entity

| Name of Entity (County) Association Name | Total Local Government Dues | Proportion of Dues Used for Lobbying | Total Dues Used for Lobbying |
|---|--|---|---|
| Mason Township (Murray) | | | |
| Minnesota Association of Townships | 437 | 9.0% | 39 |
| Total for Entity | \$437 | | \$39 |
| Max Township (Itasca) | | | |
| Minnesota Association of Townships | 314 | 9.0% | 28 |
| Total for Entity | \$314 | | \$28 |
| Maxwell Township (Lac qui Parle) | | | |
| Minnesota Association of Townships | 327 | 9.0% | 29 |
| Total for Entity | \$327 | | \$29 |
| May Township (Cass) | | | |
| Minnesota Association of Townships | 613 | 9.0% | 55 |
| Total for Entity | \$613 | | \$55 |
| May Township (Washington) | | | |
| League of Minnesota Cities | 3,916 | 10.4% | 407 |
| Minnesota Association of Townships | 1,309 | 9.0% | 118 |
| Total for Entity | \$5,225 | | \$525 |
| Mayfield Township (Pennington) | | | |
| Minnesota Association of Townships | 287 | 9.0% | 26 |
| Total for Entity | \$287 | | \$26 |
| Mayhew Lake Township (Benton) | | | |
| Minnesota Association of Townships | 608 | 9.0% | 55 |
| Total for Entity | \$608 | | \$55 |
| Mayville Township (Houston) | | | |
| Minnesota Association of Townships | 467 | 9.0% | 42 |
| Total for Entity | \$467 | | \$42 |
| Maywood Township (Benton) | | | |
| Minnesota Association of Townships | 645 | 9.0% | 58 |
| Total for Entity | \$645 | | \$58 |
| Mazeppa Township (Wabasha) | | | |
| Minnesota Association of Townships | 566 | 9.0% | 51 |
| Total for Entity | \$566 | | \$51 |

Table 5
2015 Lobbying Expenditures Paid With Association Dues
Listed by Entity

| Name of Entity (County) Association Name | Total Local Government Dues | Proportion of Dues Used for Lobbying | Total Dues Used for Lobbying |
|--|--|---|---|
| McCauleyville Township (Wilkin) | | | |
| Minnesota Association of Townships | 290 | 9.0% | 26 |
| Total for Entity | \$290 | | \$26 |
| McCrea Township (Marshall) | | | |
| Minnesota Association of Townships | 346 | 9.0% | 31 |
| Total for Entity | \$346 | | \$31 |
| McDavitt Township (Saint Louis) | | | |
| Minnesota Association of Townships | 486 | 9.0% | 44 |
| Total for Entity | \$486 | | \$44 |
| McDonaldsville Township (Norman) | | | |
| Minnesota Association of Townships | 323 | 9.0% | 29 |
| Total for Entity | \$323 | | \$29 |
| McGregor Township (Aitkin) | | | |
| Minnesota Association of Townships | 298 | 9.0% | 27 |
| Total for Entity | \$298 | | \$27 |
| McKinley Township (Cass) | | | |
| Minnesota Association of Townships | 312 | 9.0% | 28 |
| Total for Entity | \$312 | | \$28 |
| McLeod County | | | |
| Association of Minnesota Counties | 13,996 | 14.2% | 1,987 |
| Greater Minnesota Parks and Trails | 300 | 48.8% | 146 |
| Minnesota Rural Counties Caucus | 2,100 | 50.0% | 1,050 |
| Total for Entity | \$16,396 | | \$3,183 |
| McLeod Soil and Water Conservation District | | | |
| Minnesota Association of Soil and Water Conservation Districts | 3,148 | 21.1% | 664 |
| Total for Entity | \$3,148 | | \$664 |
| McPherson Township (Blue Earth) | | | |
| Minnesota Association of Townships | 490 | 9.0% | 44 |
| Total for Entity | \$490 | | \$44 |

Table 5
2015 Lobbying Expenditures Paid With Association Dues
Listed by Entity

| Name of Entity (County) Association Name | Total Local Government Dues | Proportion of Dues Used for Lobbying | Total Dues Used for Lobbying |
|--|--|---|---|
| Meadow Brook Township (Cass) | | | |
| Minnesota Association of Townships | 341 | 9.0% | 31 |
| Total for Entity | \$341 | | \$31 |
| Meadow Township (Wadena) | | | |
| Minnesota Association of Townships | 337 | 9.0% | 30 |
| Total for Entity | \$337 | | \$30 |
| Meadowlands Township (Saint Louis) | | | |
| Minnesota Association of Townships | 439 | 9.0% | 40 |
| Total for Entity | \$439 | | \$40 |
| Meadows Township (Wilkin) | | | |
| Minnesota Association of Townships | 283 | 9.0% | 25 |
| Total for Entity | \$283 | | \$25 |
| Medford Township (Steele) | | | |
| Minnesota Association of Townships | 598 | 9.0% | 54 |
| Total for Entity | \$598 | | \$54 |
| Medo Township (Blue Earth) | | | |
| Minnesota Association of Townships | 456 | 9.0% | 41 |
| Total for Entity | \$456 | | \$41 |
| Meeker County | | | |
| Association of Minnesota Counties | 10,846 | 14.2% | 1,540 |
| Greater Minnesota Parks and Trails | 150 | 48.8% | 73 |
| Total for Entity | \$10,996 | | \$1,613 |
| Meeker Soil and Water Conservation District | | | |
| Minnesota Association of Soil and Water Conservation Districts | 2,968 | 21.1% | 626 |
| Total for Entity | \$2,968 | | \$626 |
| Mehurin Township (Lac qui Parle) | | | |
| Minnesota Association of Townships | 291 | 9.0% | 26 |
| Total for Entity | \$291 | | \$26 |
| Melrose Township (Stearns) | | | |
| Minnesota Association of Townships | 583 | 9.0% | 52 |
| Total for Entity | \$583 | | \$52 |

Table 5
2015 Lobbying Expenditures Paid With Association Dues
Listed by Entity

| Name of Entity (County) Association Name | Total Local Government Dues | Proportion of Dues Used for Lobbying | Total Dues Used for Lobbying |
|---|--|---|---|
| Melville Township (Renville) | | | |
| Minnesota Association of Townships | 340 | 9.0% | 31 |
| Total for Entity | \$340 | | \$31 |
| Meriden Township (Steele) | | | |
| Minnesota Association of Townships | 536 | 9.0% | 48 |
| Total for Entity | \$536 | | \$48 |
| Merton Township (Steele) | | | |
| Minnesota Association of Townships | 448 | 9.0% | 40 |
| Total for Entity | \$448 | | \$40 |
| Metropolitan Council | | | |
| League of Minnesota Cities | 1,775 | 10.4% | 185 |
| Total for Entity | \$1,775 | | \$185 |
| Metropolitan Mosquito Control District | | | |
| League of Minnesota Cities | 1,775 | 10.4% | 185 |
| Total for Entity | \$1,775 | | \$185 |
| Mickinock Township (Roseau) | | | |
| Minnesota Association of Townships | 435 | 9.0% | 39 |
| Total for Entity | \$435 | | \$39 |
| Middle Fork Crow River Watershed District | | | |
| League of Minnesota Cities | 1,775 | 10.4% | 185 |
| Minnesota Association of Watershed Districts | 2,234 | 46.7% | 1,043 |
| Total for Entity | \$4,009 | | \$1,228 |
| Middle River Township (Marshall) | | | |
| Minnesota Association of Townships | 295 | 9.0% | 27 |
| Total for Entity | \$295 | | \$27 |
| Middle-Snake-Tamarac Rivers Watershed District | | | |
| Minnesota Association of Watershed Districts | 3,471 | 46.7% | 1,621 |
| Total for Entity | \$3,471 | | \$1,621 |
| Middletown Township (Jackson) | | | |
| Minnesota Association of Townships | 341 | 9.0% | 31 |
| Total for Entity | \$341 | | \$31 |

Table 5
2015 Lobbying Expenditures Paid With Association Dues
Listed by Entity

| Name of Entity (County) Association Name | Total Local Government Dues | Proportion of Dues Used for Lobbying | Total Dues Used for Lobbying |
|--|--|---|---|
| Middleville Township (Wright) | | | |
| Minnesota Association of Townships | 647 | 9.0% | 58 |
| Total for Entity | \$647 | | \$58 |
| Mid-Minnesota Development Commission | | | |
| League of Minnesota Cities | 1,775 | 10.4% | 185 |
| Total for Entity | \$1,775 | | \$185 |
| Midway Township (Cottonwood) | | | |
| Minnesota Association of Townships | 338 | 9.0% | 30 |
| Total for Entity | \$338 | | \$30 |
| Midway Township (Saint Louis) | | | |
| Minnesota Association of Townships | 862 | 9.0% | 78 |
| Total for Entity | \$862 | | \$78 |
| Milaca Township (Mille Lacs) | | | |
| Minnesota Association of Townships | 925 | 9.0% | 83 |
| Total for Entity | \$925 | | \$83 |
| Milford Township (Brown) | | | |
| Minnesota Association of Townships | 554 | 9.0% | 50 |
| Total for Entity | \$554 | | \$50 |
| Mille Lacs County | | | |
| Association of Minnesota Counties | 11,003 | 14.2% | 1,562 |
| Minnesota Rural Counties Caucus | 2,100 | 50.0% | 1,050 |
| Total for Entity | \$13,103 | | \$2,612 |
| Mille Lacs Soil and Water Conservation District | | | |
| Minnesota Association of Soil and Water Conservation Districts | 2,900 | 21.1% | 612 |
| Total for Entity | \$2,900 | | \$612 |
| Millerville Township (Douglas) | | | |
| Minnesota Association of Townships | 446 | 9.0% | 40 |
| Total for Entity | \$446 | | \$40 |
| Millward Township (Aitkin) | | | |
| Minnesota Association of Townships | 293 | 9.0% | 26 |
| Total for Entity | \$293 | | \$26 |

Table 5
2015 Lobbying Expenditures Paid With Association Dues
Listed by Entity

| Name of Entity (County) Association Name | Total Local Government Dues | Proportion of Dues Used for Lobbying | Total Dues Used for Lobbying |
|---|--|---|---|
| Millwood Township (Stearns) | | | |
| Minnesota Association of Townships | 653 | 9.0% | 59 |
| Total for Entity | \$653 | | \$59 |
| Milo Township (Mille Lacs) | | | |
| Minnesota Association of Townships | 852 | 9.0% | 77 |
| Total for Entity | \$852 | | \$77 |
| Milton Township (Dodge) | | | |
| Minnesota Association of Townships | 574 | 9.0% | 52 |
| Total for Entity | \$574 | | \$52 |
| Miltona Township (Douglas) | | | |
| Minnesota Association of Townships | 596 | 9.0% | 54 |
| Total for Entity | \$596 | | \$54 |
| Minden Township (Benton) | | | |
| Minnesota Association of Townships | 945 | 9.0% | 85 |
| Total for Entity | \$945 | | \$85 |
| Minerva Township (Clearwater) | | | |
| Minnesota Association of Townships | 425 | 9.0% | 38 |
| Total for Entity | \$425 | | \$38 |
| Minnehaha Creek Watershed District | | | |
| League of Minnesota Cities | 1,775 | 10.4% | 185 |
| Minnesota Association of Watershed Districts | 3,500 | 46.7% | 1,634 |
| Total for Entity | \$5,275 | | \$1,819 |
| Minneiska Township (Wabasha) | | | |
| Minnesota Association of Townships | 330 | 9.0% | 30 |
| Total for Entity | \$330 | | \$30 |
| Minneola Township (Goodhue) | | | |
| Minnesota Association of Townships | 542 | 9.0% | 49 |
| Total for Entity | \$542 | | \$49 |
| Minneota Township (Jackson) | | | |
| Minnesota Association of Townships | 423 | 9.0% | 38 |
| Total for Entity | \$423 | | \$38 |

Table 5
2015 Lobbying Expenditures Paid With Association Dues
Listed by Entity

| Name of Entity (County) Association Name | Total Local Government Dues | Proportion of Dues Used for Lobbying | Total Dues Used for Lobbying |
|---|--|---|---|
| Minnesota Falls Township (Yellow Medicine) | | | |
| Minnesota Association of Townships | 472 | 9.0% | 42 |
| Total for Entity | \$472 | | \$42 |
| Minnesota Lake Township (Faribault) | | | |
| Minnesota Association of Townships | 328 | 9.0% | 30 |
| Total for Entity | \$328 | | \$30 |
| Minnesota Valley Transit Association | | | |
| Suburban Transit Association | 43,363 | 94.7% | 41,065 |
| Total for Entity | \$43,363 | | \$41,065 |
| Minnewaska Township (Pope) | | | |
| Minnesota Association of Townships | 503 | 9.0% | 45 |
| Total for Entity | \$503 | | \$45 |
| Minnie Township (Beltrami) | | | |
| Minnesota Association of Townships | 278 | 9.0% | 25 |
| Total for Entity | \$278 | | \$25 |
| Mission Creek Township (Pine) | | | |
| Minnesota Association of Townships | 541 | 9.0% | 49 |
| Total for Entity | \$541 | | \$49 |
| Mission Township (Crow Wing) | | | |
| Minnesota Association of Townships | 602 | 9.0% | 54 |
| Total for Entity | \$602 | | \$54 |
| Mississippi Watershed Management Organization | | | |
| League of Minnesota Cities | 1,775 | 10.4% | 185 |
| Total for Entity | \$1,775 | | \$185 |
| Mitchell Township (Wilkin) | | | |
| Minnesota Association of Townships | 298 | 9.0% | 27 |
| Total for Entity | \$298 | | \$27 |
| Moe Township (Douglas) | | | |
| Minnesota Association of Townships | 592 | 9.0% | 53 |
| Total for Entity | \$592 | | \$53 |

Table 5
2015 Lobbying Expenditures Paid With Association Dues
Listed by Entity

| Name of Entity (County) Association Name | Total Local Government Dues | Proportion of Dues Used for Lobbying | Total Dues Used for Lobbying |
|---|--|---|---|
| Moland Township (Clay) | | | |
| Minnesota Association of Townships | 437 | 9.0% | 39 |
| Total for Entity | \$437 | | \$39 |
| Moltke Township (Sibley) | | | |
| Minnesota Association of Townships | 423 | 9.0% | 38 |
| Total for Entity | \$423 | | \$38 |
| Money Creek Township (Houston) | | | |
| Minnesota Association of Townships | 531 | 9.0% | 48 |
| Total for Entity | \$531 | | \$48 |
| Monroe Township (Lyon) | | | |
| Minnesota Association of Townships | 330 | 9.0% | 30 |
| Total for Entity | \$330 | | \$30 |
| Monson Township (Traverse) | | | |
| Minnesota Association of Townships | 311 | 9.0% | 28 |
| Total for Entity | \$311 | | \$28 |
| Montgomery Township (Le Sueur) | | | |
| Minnesota Association of Townships | 553 | 9.0% | 50 |
| Total for Entity | \$553 | | \$50 |
| Monticello Township (Wright) | | | |
| Minnesota Association of Townships | 1,451 | 9.0% | 131 |
| Total for Entity | \$1,451 | | \$131 |
| Moonshine Township (Big Stone) | | | |
| Minnesota Association of Townships | 302 | 9.0% | 27 |
| Total for Entity | \$302 | | \$27 |
| Moore Township (Stevens) | | | |
| Minnesota Association of Townships | 347 | 9.0% | 31 |
| Total for Entity | \$347 | | \$31 |
| Moorhead Township (Clay) | | | |
| Minnesota Association of Townships | 322 | 9.0% | 29 |
| Total for Entity | \$322 | | \$29 |

Table 5
2015 Lobbying Expenditures Paid With Association Dues
Listed by Entity

| Name of Entity (County) Association Name | Total Local Government Dues | Proportion of Dues Used for Lobbying | Total Dues Used for Lobbying |
|---|--|---|---|
| Moose Creek Township (Clearwater) | | | |
| Minnesota Association of Townships | 347 | 9.0% | 31 |
| Total for Entity | \$347 | | \$31 |
| Moose Lake Community Hospital District | | | |
| League of Minnesota Cities | 2,893 | 10.4% | 301 |
| Total for Entity | \$2,893 | | \$301 |
| Moose Lake Township (Beltrami) | | | |
| Minnesota Association of Townships | 343 | 9.0% | 31 |
| Total for Entity | \$343 | | \$31 |
| Moose Lake Township (Carlton) | | | |
| Minnesota Association of Townships | 746 | 9.0% | 67 |
| Total for Entity | \$746 | | \$67 |
| Moose Lake Township (Cass) | | | |
| Minnesota Association of Townships | 305 | 9.0% | 27 |
| Total for Entity | \$305 | | \$27 |
| Moose Lake-Windemere Area Sanitary Sewer District | | | |
| League of Minnesota Cities | 1,775 | 10.4% | 185 |
| Total for Entity | \$1,775 | | \$185 |
| Moose Park Township (Itasca) | | | |
| Minnesota Association of Townships | 291 | 9.0% | 26 |
| Total for Entity | \$291 | | \$26 |
| Moose River Township (Marshall) | | | |
| Minnesota Association of Townships | 279 | 9.0% | 25 |
| Total for Entity | \$279 | | \$25 |
| Moose Township (Roseau) | | | |
| Minnesota Association of Townships | 306 | 9.0% | 28 |
| Total for Entity | \$306 | | \$28 |
| Moran Township (Todd) | | | |
| Minnesota Association of Townships | 499 | 9.0% | 45 |
| Total for Entity | \$499 | | \$45 |

Table 5
2015 Lobbying Expenditures Paid With Association Dues
Listed by Entity

| Name of Entity (County) Association Name | Total Local Government Dues | Proportion of Dues Used for Lobbying | Total Dues Used for Lobbying |
|--|--|---|---|
| Moranville Township (Roseau) | | | |
| Minnesota Association of Townships | 622 | 9.0% | 56 |
| Total for Entity | \$622 | | \$56 |
| Morcom Township (Saint Louis) | | | |
| Minnesota Association of Townships | 299 | 9.0% | 27 |
| Total for Entity | \$299 | | \$27 |
| Morgan Township (Redwood) | | | |
| Minnesota Association of Townships | 348 | 9.0% | 31 |
| Total for Entity | \$348 | | \$31 |
| Morken Township (Clay) | | | |
| Minnesota Association of Townships | 321 | 9.0% | 29 |
| Total for Entity | \$321 | | \$29 |
| Morrill Township (Morrison) | | | |
| Minnesota Association of Townships | 559 | 9.0% | 50 |
| Total for Entity | \$559 | | \$50 |
| Morris Township (Stevens) | | | |
| Minnesota Association of Townships | 465 | 9.0% | 42 |
| Total for Entity | \$465 | | \$42 |
| Morrison County | | | |
| Association of Minnesota Counties | 13,088 | 14.2% | 1,858 |
| Greater Minnesota Parks and Trails | 150 | 48.8% | 73 |
| Minnesota Rural Counties Caucus | 2,100 | 50.0% | 1,050 |
| Total for Entity | \$15,338 | | \$2,981 |
| Morrison Soil and Water Conservation District | | | |
| Minnesota Association of Soil and Water Conservation Districts | 3,148 | 21.1% | 664 |
| Total for Entity | \$3,148 | | \$664 |
| Morrison Township (Aitkin) | | | |
| Minnesota Association of Townships | 332 | 9.0% | 30 |
| Total for Entity | \$332 | | \$30 |

Table 5
2015 Lobbying Expenditures Paid With Association Dues
Listed by Entity

| Name of Entity (County) Association Name | Total Local Government Dues | Proportion of Dues Used for Lobbying | Total Dues Used for Lobbying |
|---|--|---|---|
| Morristown Township (Rice) | | | |
| Minnesota Association of Townships | 565 | 9.0% | 51 |
| Total for Entity | \$565 | | \$51 |
| Morse Township (Itasca) | | | |
| Minnesota Association of Townships | 540 | 9.0% | 49 |
| Total for Entity | \$540 | | \$49 |
| Morse Township (Saint Louis) | | | |
| Minnesota Association of Townships | 800 | 9.0% | 72 |
| Total for Entity | \$800 | | \$72 |
| Moscow Township (Freeborn) | | | |
| Minnesota Association of Townships | 507 | 9.0% | 46 |
| Total for Entity | \$507 | | \$46 |
| Motley Township (Morrison) | | | |
| Minnesota Association of Townships | 335 | 9.0% | 30 |
| Total for Entity | \$335 | | \$30 |
| Moulton Township (Murray) | | | |
| Minnesota Association of Townships | 334 | 9.0% | 30 |
| Total for Entity | \$334 | | \$30 |
| Mound Prairie Township (Houston) | | | |
| Minnesota Association of Townships | 532 | 9.0% | 48 |
| Total for Entity | \$532 | | \$48 |
| Mound Township (Rock) | | | |
| Minnesota Association of Townships | 347 | 9.0% | 31 |
| Total for Entity | \$347 | | \$31 |
| Mount Morris Township (Morrison) | | | |
| Minnesota Association of Townships | 298 | 9.0% | 27 |
| Total for Entity | \$298 | | \$27 |
| Mount Pleasant Township (Wabasha) | | | |
| Minnesota Association of Townships | 481 | 9.0% | 43 |
| Total for Entity | \$481 | | \$43 |

Table 5
2015 Lobbying Expenditures Paid With Association Dues
Listed by Entity

| Name of Entity (County) Association Name | Total Local Government Dues | Proportion of Dues Used for Lobbying | Total Dues Used for Lobbying |
|--|--|---|---|
| Mount Vernon Township (Winona) | | | |
| Minnesota Association of Townships | 342 | 9.0% | 31 |
| Total for Entity | \$342 | | \$31 |
| Mountain Lake Township (Cottonwood) | | | |
| Minnesota Association of Townships | 461 | 9.0% | 41 |
| Total for Entity | \$461 | | \$41 |
| Mower County | | | |
| Association of Minnesota Counties | 14,572 | 14.2% | 2,069 |
| Total for Entity | \$14,572 | | \$2,069 |
| Mower County Soil and Water Conservation District | | | |
| Minnesota Association of Soil and Water Conservation Districts | 3,148 | 21.1% | 664 |
| Total for Entity | \$3,148 | | \$664 |
| Moyer Township (Swift) | | | |
| Minnesota Association of Townships | 299 | 9.0% | 27 |
| Total for Entity | \$299 | | \$27 |
| Moylan Township (Marshall) | | | |
| Minnesota Association of Townships | 300 | 9.0% | 27 |
| Total for Entity | \$300 | | \$27 |
| Mudgett Township (Mille Lacs) | | | |
| Minnesota Association of Townships | 298 | 9.0% | 27 |
| Total for Entity | \$298 | | \$27 |
| Mulligan Township (Brown) | | | |
| Minnesota Association of Townships | 337 | 9.0% | 30 |
| Total for Entity | \$337 | | \$30 |
| Munch Township (Pine) | | | |
| Minnesota Association of Townships | 438 | 9.0% | 39 |
| Total for Entity | \$438 | | \$39 |
| Munson Township (Stearns) | | | |
| Minnesota Association of Townships | 890 | 9.0% | 80 |
| Total for Entity | \$890 | | \$80 |

Table 5
2015 Lobbying Expenditures Paid With Association Dues
Listed by Entity

| Name of Entity (County) Association Name | Total Local Government Dues | Proportion of Dues Used for Lobbying | Total Dues Used for Lobbying |
|--|-----------------------------------|---|---------------------------------------|
| Murray County | | | |
| Association of Minnesota Counties | 7,089 | 14.2% | 1,007 |
| Total for Entity | \$7,089 | | \$1,007 |
| Murray Soil and Water Conservation District | | | |
| Minnesota Association of Soil and Water Conservation Districts | 2,248 | 21.1% | 474 |
| Total for Entity | \$2,248 | | \$474 |
| Murray Township (Murray) | | | |
| Minnesota Association of Townships | 326 | 9.0% | 29 |
| Total for Entity | \$326 | | \$29 |
| Nashville Township (Martin) | | | |
| Minnesota Association of Townships | 331 | 9.0% | 30 |
| Total for Entity | \$331 | | \$30 |
| Nashwauk Township (Itasca) | | | |
| League of Minnesota Cities | 839 | 10.4% | 87 |
| Minnesota Association of Townships | 563 | 9.0% | 51 |
| Total for Entity | \$1,402 | | \$138 |
| National Joint Powers Alliance | | | |
| Minnesota Rural Education Association | 1,600 | 42.4% | 678 |
| Total for Entity | \$1,600 | | \$678 |
| Nebish Township (Beltrami) | | | |
| Minnesota Association of Townships | 432 | 9.0% | 39 |
| Total for Entity | \$432 | | \$39 |
| Nelson Park Township (Marshall) | | | |
| Minnesota Association of Townships | 310 | 9.0% | 28 |
| Total for Entity | \$310 | | \$28 |
| Nelson Township (Watonwan) | | | |
| Minnesota Association of Townships | 429 | 9.0% | 39 |
| Total for Entity | \$429 | | \$39 |
| Nereson Township (Roseau) | | | |
| Minnesota Association of Townships | 287 | 9.0% | 26 |
| Total for Entity | \$287 | | \$26 |

Table 5
2015 Lobbying Expenditures Paid With Association Dues
Listed by Entity

| Name of Entity (County) Association Name | Total Local Government Dues | Proportion of Dues Used for Lobbying | Total Dues Used for Lobbying |
|---|--|---|---|
| Nesbit Township (Polk) | | | |
| Minnesota Association of Townships | 302 | 9.0% | 27 |
| Total for Entity | \$302 | | \$27 |
| Ness Township (Saint Louis) | | | |
| Minnesota Association of Townships | 290 | 9.0% | 26 |
| Total for Entity | \$290 | | \$26 |
| Nessel Township (Chisago) | | | |
| Minnesota Association of Townships | 1,028 | 9.0% | 93 |
| Total for Entity | \$1,028 | | \$93 |
| Nevada Township (Mower) | | | |
| Minnesota Association of Townships | 449 | 9.0% | 40 |
| Total for Entity | \$449 | | \$40 |
| Nevis Township (Hubbard) | | | |
| Minnesota Association of Townships | 733 | 9.0% | 66 |
| Total for Entity | \$733 | | \$66 |
| New Auburn Township (Sibley) | | | |
| Minnesota Association of Townships | 469 | 9.0% | 42 |
| Total for Entity | \$469 | | \$42 |
| New Avon Township (Redwood) | | | |
| Minnesota Association of Townships | 327 | 9.0% | 29 |
| Total for Entity | \$327 | | \$29 |
| New Dosey Township (Pine) | | | |
| Minnesota Association of Townships | 294 | 9.0% | 26 |
| Total for Entity | \$294 | | \$26 |
| New Folden Township (Marshall) | | | |
| Minnesota Association of Townships | 346 | 9.0% | 31 |
| Total for Entity | \$346 | | \$31 |
| New Hartford Township (Winona) | | | |
| Minnesota Association of Townships | 616 | 9.0% | 55 |
| Total for Entity | \$616 | | \$55 |

Table 5
2015 Lobbying Expenditures Paid With Association Dues
Listed by Entity

| Name of Entity (County) Association Name | Total Local Government Dues | Proportion of Dues Used for Lobbying | Total Dues Used for Lobbying |
|---|--|---|---|
| New Haven Township (Olmsted) | | | |
| Minnesota Association of Townships | 798 | 9.0% | 72 |
| Total for Entity | \$798 | | \$72 |
| New Independence Township (Saint Louis) | | | |
| Minnesota Association of Townships | 434 | 9.0% | 39 |
| Total for Entity | \$434 | | \$39 |
| New London Township (Kandiyohi) | | | |
| Minnesota Association of Townships | 1,344 | 9.0% | 121 |
| Total for Entity | \$1,344 | | \$121 |
| New Maine Township (Marshall) | | | |
| Minnesota Association of Townships | 336 | 9.0% | 30 |
| Total for Entity | \$336 | | \$30 |
| New Market Township (Scott) | | | |
| Minnesota Association of Townships | 1,523 | 9.0% | 137 |
| Total for Entity | \$1,523 | | \$137 |
| New Prairie Township (Pope) | | | |
| Minnesota Association of Townships | 331 | 9.0% | 30 |
| Total for Entity | \$331 | | \$30 |
| New Richland Township (Waseca) | | | |
| Minnesota Association of Townships | 479 | 9.0% | 43 |
| Total for Entity | \$479 | | \$43 |
| New Solum Township (Marshall) | | | |
| Minnesota Association of Townships | 446 | 9.0% | 40 |
| Total for Entity | \$446 | | \$40 |
| New Sweden Township (Nicollet) | | | |
| Minnesota Association of Townships | 431 | 9.0% | 39 |
| Total for Entity | \$431 | | \$39 |
| Newburg Township (Fillmore) | | | |
| Minnesota Association of Townships | 459 | 9.0% | 41 |
| Total for Entity | \$459 | | \$41 |

Table 5
2015 Lobbying Expenditures Paid With Association Dues
Listed by Entity

| Name of Entity (County) Association Name | Total Local Government Dues | Proportion of Dues Used for Lobbying | Total Dues Used for Lobbying |
|--|--|---|---|
| Newry Township (Freeborn) | | | |
| Minnesota Association of Townships | 481 | 9.0% | 43 |
| Total for Entity | \$481 | | \$43 |
| Newton Township (Otter Tail) | | | |
| Minnesota Association of Townships | 580 | 9.0% | 52 |
| Total for Entity | \$580 | | \$52 |
| Nickerson Township (Pine) | | | |
| Minnesota Association of Townships | 322 | 9.0% | 29 |
| Total for Entity | \$322 | | \$29 |
| Nicollet County | | | |
| Association of Minnesota Counties | 13,029 | 14.2% | 1,850 |
| Total for Entity | \$13,029 | | \$1,850 |
| Nicollet Soil and Water Conservation District | | | |
| Minnesota Association of Soil and Water Conservation Districts | 3,148 | 21.1% | 664 |
| Total for Entity | \$3,148 | | \$664 |
| Nicollet Township (Nicollet) | | | |
| Minnesota Association of Townships | 504 | 9.0% | 45 |
| Total for Entity | \$504 | | \$45 |
| Nidaros Township (Otter Tail) | | | |
| Minnesota Association of Townships | 445 | 9.0% | 40 |
| Total for Entity | \$445 | | \$40 |
| Nilsen Township (Wilkin) | | | |
| Minnesota Association of Townships | 290 | 9.0% | 26 |
| Total for Entity | \$290 | | \$26 |
| Nine Mile Creek Watershed District | | | |
| League of Minnesota Cities | 1,775 | 10.4% | 185 |
| Minnesota Association of Watershed Districts | 3,500 | 46.7% | 1,634 |
| Total for Entity | \$5,275 | | \$1,819 |
| Nininger Township (Dakota) | | | |
| Minnesota Association of Townships | 660 | 9.0% | 59 |
| Total for Entity | \$660 | | \$59 |

Table 5
2015 Lobbying Expenditures Paid With Association Dues
Listed by Entity

| Name of Entity (County) Association Name | Total Local Government Dues | Proportion of Dues Used for Lobbying | Total Dues Used for Lobbying |
|--|--|---|---|
| Nobles County | | | |
| Association of Minnesota Counties | 10,529 | 14.2% | 1,495 |
| Total for Entity | \$10,529 | | \$1,495 |
| Nobles Soil and Water Conservation District | | | |
| Minnesota Association of Soil and Water Conservation Districts | 2,419 | 21.1% | 510 |
| Total for Entity | \$2,419 | | \$510 |
| Nokay Lake Township (Crow Wing) | | | |
| Minnesota Association of Townships | 610 | 9.0% | 55 |
| Total for Entity | \$610 | | \$55 |
| Nora Township (Clearwater) | | | |
| Minnesota Association of Townships | 480 | 9.0% | 43 |
| Total for Entity | \$480 | | \$43 |
| Nora Township (Pope) | | | |
| Minnesota Association of Townships | 337 | 9.0% | 30 |
| Total for Entity | \$337 | | \$30 |
| Norden Township (Pennington) | | | |
| Minnesota Association of Townships | 464 | 9.0% | 42 |
| Total for Entity | \$464 | | \$42 |
| Nordick Township (Wilkin) | | | |
| Minnesota Association of Townships | 297 | 9.0% | 27 |
| Total for Entity | \$297 | | \$27 |
| Nordland Township (Aitkin) | | | |
| Minnesota Association of Townships | 649 | 9.0% | 58 |
| Total for Entity | \$649 | | \$58 |
| Nordland Township (Lyon) | | | |
| Minnesota Association of Townships | 336 | 9.0% | 30 |
| Total for Entity | \$336 | | \$30 |
| Nore Township (Itasca) | | | |
| Minnesota Association of Townships | 288 | 9.0% | 26 |
| Total for Entity | \$288 | | \$26 |

Table 5
2015 Lobbying Expenditures Paid With Association Dues
Listed by Entity

| Name of Entity (County) Association Name | Total Local Government Dues | Proportion of Dues Used for Lobbying | Total Dues Used for Lobbying |
|--|--|---|---|
| Norfolk Township (Renville) | | | |
| Minnesota Association of Townships | 319 | 9.0% | 29 |
| Total for Entity | \$319 | | \$29 |
| Norman County | | | |
| Association of Minnesota Counties | 5,778 | 14.2% | 820 |
| Minnesota Rural Counties Caucus | 2,100 | 50.0% | 1,050 |
| Total for Entity | \$7,878 | | \$1,870 |
| Norman County Soil and Water Conservation District | | | |
| Minnesota Association of Soil and Water Conservation Districts | 2,248 | 21.1% | 474 |
| Total for Entity | \$2,248 | | \$474 |
| Norman Township (Pine) | | | |
| Minnesota Association of Townships | 348 | 9.0% | 31 |
| Total for Entity | \$348 | | \$31 |
| Norman Township (Yellow Medicine) | | | |
| Minnesota Association of Townships | 349 | 9.0% | 31 |
| Total for Entity | \$349 | | \$31 |
| Normania Township (Yellow Medicine) | | | |
| Minnesota Association of Townships | 330 | 9.0% | 30 |
| Total for Entity | \$330 | | \$30 |
| Normanna Township (Saint Louis) | | | |
| Minnesota Association of Townships | 600 | 9.0% | 54 |
| Total for Entity | \$600 | | \$54 |
| North Branch Township (Isanti) | | | |
| Minnesota Association of Townships | 989 | 9.0% | 89 |
| Total for Entity | \$989 | | \$89 |
| North Fork Crow River Watershed District | | | |
| League of Minnesota Cities | 1,775 | 10.4% | 185 |
| Minnesota Association of Watershed Districts | 1,642 | 46.7% | 767 |
| Total for Entity | \$3,417 | | \$952 |

Table 5
2015 Lobbying Expenditures Paid With Association Dues
Listed by Entity

| Name of Entity (County) Association Name | Total Local Government Dues | Proportion of Dues Used for Lobbying | Total Dues Used for Lobbying |
|---|--|---|---|
| North Fork Township (Stearns) | | | |
| Minnesota Association of Townships | 347 | 9.0% | 31 |
| Total for Entity | \$347 | | \$31 |
| North Germany Township (Wadena) | | | |
| Minnesota Association of Townships | 439 | 9.0% | 40 |
| Total for Entity | \$439 | | \$40 |
| North Hero Township (Redwood) | | | |
| Minnesota Association of Townships | 321 | 9.0% | 29 |
| Total for Entity | \$321 | | \$29 |
| North Koochiching Area Sanitary District | | | |
| League of Minnesota Cities | 1,775 | 10.4% | 185 |
| Minnesota Environmental Science and Economic Review Board | 2,861 | 17.3% | 495 |
| Total for Entity | \$4,636 | | \$680 |
| North Ottawa Township (Grant) | | | |
| Minnesota Association of Townships | 286 | 9.0% | 26 |
| Total for Entity | \$286 | | \$26 |
| North Star Township (Brown) | | | |
| Minnesota Association of Townships | 428 | 9.0% | 39 |
| Total for Entity | \$428 | | \$39 |
| North Star Township (Saint Louis) | | | |
| Minnesota Association of Townships | 329 | 9.0% | 30 |
| Total for Entity | \$329 | | \$30 |
| North Township (Pennington) | | | |
| Minnesota Association of Townships | 575 | 9.0% | 52 |
| Total for Entity | \$575 | | \$52 |
| Northeast Metro 916 Intermediate School District | | | |
| Association of Metropolitan School Districts, Inc. | 6,450 | 71.4% | 4,605 |
| Minnesota School Boards Association | 5,376 | 22.3% | 1,199 |
| Total for Entity | \$11,826 | | \$5,804 |

Table 5
2015 Lobbying Expenditures Paid With Association Dues
Listed by Entity

| Name of Entity (County) Association Name | Total Local Government Dues | Proportion of Dues Used for Lobbying | Total Dues Used for Lobbying |
|---|--|---|---|
| Northern Township (Beltrami) | | | |
| Minnesota Association of Townships | 1,957 | 9.0% | 176 |
| Total for Entity | \$1,957 | | \$176 |
| Northfield Township (Rice) | | | |
| Minnesota Association of Townships | 612 | 9.0% | 55 |
| Total for Entity | \$612 | | \$55 |
| Northland Township (Polk) | | | |
| Minnesota Association of Townships | 319 | 9.0% | 29 |
| Total for Entity | \$319 | | \$29 |
| Northland Township (Saint Louis) | | | |
| Minnesota Association of Townships | 322 | 9.0% | 29 |
| Total for Entity | \$322 | | \$29 |
| Northwest Regional Development Commission 1 | | | |
| Greater Minnesota Partnership | 1,000 | 65.9% | 659 |
| Total for Entity | \$1,000 | | \$659 |
| Northwest Service Cooperative | | | |
| Minnesota Rural Education Association | 1,600 | 42.4% | 678 |
| Total for Entity | \$1,600 | | \$678 |
| Norton Township (Winona) | | | |
| Minnesota Association of Townships | 490 | 9.0% | 44 |
| Total for Entity | \$490 | | \$44 |
| Norway Lake Township (Kandiyohi) | | | |
| Minnesota Association of Townships | 426 | 9.0% | 38 |
| Total for Entity | \$426 | | \$38 |
| Norway Township (Fillmore) | | | |
| Minnesota Association of Townships | 446 | 9.0% | 40 |
| Total for Entity | \$446 | | \$40 |
| Norway Township (Kittson) | | | |
| Minnesota Association of Townships | 299 | 9.0% | 27 |
| Total for Entity | \$299 | | \$27 |

Table 5
2015 Lobbying Expenditures Paid With Association Dues
Listed by Entity

| Name of Entity (County) Association Name | Total Local Government Dues | Proportion of Dues Used for Lobbying | Total Dues Used for Lobbying |
|---|--|---|---|
| Norwegian Grove Township (Otter Tail) | | | |
| Minnesota Association of Townships | 434 | 9.0% | 39 |
| Total for Entity | \$434 | | \$39 |
| Numedal Township (Pennington) | | | |
| Minnesota Association of Townships | 298 | 9.0% | 27 |
| Total for Entity | \$298 | | \$27 |
| Nunda Township (Freeborn) | | | |
| Minnesota Association of Townships | 443 | 9.0% | 40 |
| Total for Entity | \$443 | | \$40 |
| Oak Lawn Township (Crow Wing) | | | |
| Minnesota Association of Townships | 984 | 9.0% | 89 |
| Total for Entity | \$984 | | \$89 |
| Oak Park Township (Marshall) | | | |
| Minnesota Association of Townships | 316 | 9.0% | 28 |
| Total for Entity | \$316 | | \$28 |
| Oak Township (Stearns) | | | |
| Minnesota Association of Townships | 532 | 9.0% | 48 |
| Total for Entity | \$532 | | \$48 |
| Oak Valley Township (Otter Tail) | | | |
| Minnesota Association of Townships | 450 | 9.0% | 40 |
| Total for Entity | \$450 | | \$40 |
| Oakland Township (Freeborn) | | | |
| Minnesota Association of Townships | 464 | 9.0% | 42 |
| Total for Entity | \$464 | | \$42 |
| Oakland Township (Mahnomen) | | | |
| Minnesota Association of Townships | 437 | 9.0% | 39 |
| Total for Entity | \$437 | | \$39 |
| Oakport Township (Clay) | | | |
| Minnesota Association of Townships | 992 | 9.0% | 89 |
| Total for Entity | \$992 | | \$89 |

Table 5
2015 Lobbying Expenditures Paid With Association Dues
Listed by Entity

| Name of Entity (County) Association Name | Total Local Government Dues | Proportion of Dues Used for Lobbying | Total Dues Used for Lobbying |
|--|--|---|---|
| Oakwood Township (Wabasha) | | | |
| Minnesota Association of Townships | 467 | 9.0% | 42 |
| Total for Entity | \$467 | | \$42 |
| O'Brien Township (Beltrami) | | | |
| Minnesota Association of Townships | 290 | 9.0% | 26 |
| Total for Entity | \$290 | | \$26 |
| Odessa Township (Big Stone) | | | |
| Minnesota Association of Townships | 309 | 9.0% | 28 |
| Total for Entity | \$309 | | \$28 |
| Odin Township (Watonwan) | | | |
| Minnesota Association of Townships | 322 | 9.0% | 29 |
| Total for Entity | \$322 | | \$29 |
| Ogema Township (Pine) | | | |
| Minnesota Association of Townships | 450 | 9.0% | 40 |
| Total for Entity | \$450 | | \$40 |
| Okabena-Ocheda Watershed District | | | |
| Minnesota Association of Watershed Districts | 1,177 | 46.7% | 550 |
| Total for Entity | \$1,177 | | \$550 |
| Olmsted County | | | |
| Association of Minnesota Counties | 29,696 | 14.2% | 4,217 |
| Greater Minnesota Parks and Trails | 450 | 48.8% | 220 |
| Highway 14 Partnership | 3,500 | 69.4% | 2,429 |
| Minnesota Inter-County Association | 39,491 | 37.9% | 14,967 |
| Total for Entity | \$73,137 | | \$21,833 |
| Olmsted Soil and Water Conservation District | | | |
| Minnesota Association of Soil and Water Conservation Districts | 3,148 | 21.1% | 664 |
| Total for Entity | \$3,148 | | \$664 |
| Olney Township (Nobles) | | | |
| Minnesota Association of Townships | 336 | 9.0% | 30 |
| Total for Entity | \$336 | | \$30 |

Table 5
2015 Lobbying Expenditures Paid With Association Dues
Listed by Entity

| Name of Entity (County) Association Name | Total Local Government Dues | Proportion of Dues Used for Lobbying | Total Dues Used for Lobbying |
|---|--|---|---|
| Omro Township (Yellow Medicine) | | | |
| Minnesota Association of Townships | 320 | 9.0% | 29 |
| Total for Entity | \$320 | | \$29 |
| Onamia Township (Mille Lacs) | | | |
| Minnesota Association of Townships | 520 | 9.0% | 47 |
| Total for Entity | \$520 | | \$47 |
| Onstad Township (Polk) | | | |
| Minnesota Association of Townships | 292 | 9.0% | 26 |
| Total for Entity | \$292 | | \$26 |
| Orange Township (Douglas) | | | |
| Minnesota Association of Townships | 439 | 9.0% | 40 |
| Total for Entity | \$439 | | \$40 |
| Orion Township (Olmsted) | | | |
| Minnesota Association of Townships | 538 | 9.0% | 48 |
| Total for Entity | \$538 | | \$48 |
| Oronoco Township (Olmsted) | | | |
| Minnesota Association of Townships | 1,142 | 9.0% | 103 |
| Total for Entity | \$1,142 | | \$103 |
| Orrock Township (Sherburne) | | | |
| Minnesota Association of Townships | 1,530 | 9.0% | 138 |
| Total for Entity | \$1,530 | | \$138 |
| Orton Township (Wadena) | | | |
| Minnesota Association of Townships | 332 | 9.0% | 30 |
| Total for Entity | \$332 | | \$30 |
| Ortonville Township (Big Stone) | | | |
| Minnesota Association of Townships | 298 | 9.0% | 27 |
| Total for Entity | \$298 | | \$27 |
| Orwell Township (Otter Tail) | | | |
| Minnesota Association of Townships | 324 | 9.0% | 29 |
| Total for Entity | \$324 | | \$29 |

Table 5
2015 Lobbying Expenditures Paid With Association Dues
Listed by Entity

| Name of Entity (County) Association Name | Total Local Government Dues | Proportion of Dues Used for Lobbying | Total Dues Used for Lobbying |
|---|--|---|---|
| Osage Township (Becker) | | | |
| Minnesota Association of Townships | 624 | 9.0% | 56 |
| Total for Entity | \$624 | | \$56 |
| Osakis Township (Douglas) | | | |
| Minnesota Association of Townships | 529 | 9.0% | 48 |
| Total for Entity | \$529 | | \$48 |
| Osborne Township (Pipestone) | | | |
| Minnesota Association of Townships | 428 | 9.0% | 39 |
| Total for Entity | \$428 | | \$39 |
| Oscar Township (Otter Tail) | | | |
| Minnesota Association of Townships | 334 | 9.0% | 30 |
| Total for Entity | \$334 | | \$30 |
| Osceola Township (Renville) | | | |
| Minnesota Association of Townships | 317 | 9.0% | 29 |
| Total for Entity | \$317 | | \$29 |
| Oshawa Township (Nicollet) | | | |
| Minnesota Association of Townships | 501 | 9.0% | 45 |
| Total for Entity | \$501 | | \$45 |
| Oshkosh Township (Yellow Medicine) | | | |
| Minnesota Association of Townships | 334 | 9.0% | 30 |
| Total for Entity | \$334 | | \$30 |
| Oteneagen Township (Itasca) | | | |
| Minnesota Association of Townships | 444 | 9.0% | 40 |
| Total for Entity | \$444 | | \$40 |
| Otisco Township (Waseca) | | | |
| Minnesota Association of Townships | 530 | 9.0% | 48 |
| Total for Entity | \$530 | | \$48 |
| Otrey Township (Big Stone) | | | |
| Minnesota Association of Townships | 295 | 9.0% | 27 |
| Total for Entity | \$295 | | \$27 |

Table 5
2015 Lobbying Expenditures Paid With Association Dues
Listed by Entity

| Name of Entity (County) Association Name | Total Local Government Dues | Proportion of Dues Used for Lobbying | Total Dues Used for Lobbying |
|--|--|---|---|
| Ottawa Township (Le Sueur) | | | |
| Minnesota Association of Townships | 431 | 9.0% | 39 |
| Total for Entity | \$431 | | \$39 |
| Otter Tail County | | | |
| Association of Minnesota Counties | 19,394 | 14.2% | 2,754 |
| Minnesota Inter-County Association | 6,700 | 37.9% | 2,539 |
| Total for Entity | \$26,094 | | \$5,293 |
| Otter Tail East Soil and Water Conservation District | | | |
| Minnesota Association of Soil and Water Conservation Districts | 3,148 | 21.1% | 664 |
| Total for Entity | \$3,148 | | \$664 |
| Otter Tail Peninsula Township (Cass) | | | |
| Minnesota Association of Townships | 286 | 9.0% | 26 |
| Total for Entity | \$286 | | \$26 |
| Ottertail Township (Otter Tail) | | | |
| Minnesota Association of Townships | 494 | 9.0% | 44 |
| Total for Entity | \$494 | | \$44 |
| Otto Township (Otter Tail) | | | |
| Minnesota Association of Townships | 520 | 9.0% | 47 |
| Total for Entity | \$520 | | \$47 |
| Owatonna Township (Steele) | | | |
| Minnesota Association of Townships | 529 | 9.0% | 48 |
| Total for Entity | \$529 | | \$48 |
| Owens Township (Saint Louis) | | | |
| Minnesota Association of Townships | 423 | 9.0% | 38 |
| Total for Entity | \$423 | | \$38 |
| Oxford Township (Isanti) | | | |
| Minnesota Association of Townships | 630 | 9.0% | 57 |
| Total for Entity | \$630 | | \$57 |
| Paddock Township (Otter Tail) | | | |
| Minnesota Association of Townships | 454 | 9.0% | 41 |
| Total for Entity | \$454 | | \$41 |

Table 5
2015 Lobbying Expenditures Paid With Association Dues
Listed by Entity

| Name of Entity (County) Association Name | Total Local Government Dues | Proportion of Dues Used for Lobbying | Total Dues Used for Lobbying |
|---|--|---|---|
| Page Township (Mille Lacs) | | | |
| Minnesota Association of Townships | 576 | 9.0% | 52 |
| Total for Entity | \$576 | | \$52 |
| Palmer Township (Sherburne) | | | |
| Minnesota Association of Townships | 1,178 | 9.0% | 106 |
| Total for Entity | \$1,178 | | \$106 |
| Palmville Township (Roseau) | | | |
| Minnesota Association of Townships | 282 | 9.0% | 25 |
| Total for Entity | \$282 | | \$25 |
| Palmyra Township (Renville) | | | |
| Minnesota Association of Townships | 327 | 9.0% | 29 |
| Total for Entity | \$327 | | \$29 |
| Park Township (Pine) | | | |
| Minnesota Association of Townships | 281 | 9.0% | 25 |
| Total for Entity | \$281 | | \$25 |
| Parke Township (Clay) | | | |
| Minnesota Association of Townships | 497 | 9.0% | 45 |
| Total for Entity | \$497 | | \$45 |
| Parker Township (Marshall) | | | |
| Minnesota Association of Townships | 282 | 9.0% | 25 |
| Total for Entity | \$282 | | \$25 |
| Parker Township (Morrison) | | | |
| Minnesota Association of Townships | 485 | 9.0% | 44 |
| Total for Entity | \$485 | | \$44 |
| Parkers Prairie Township (Otter Tail) | | | |
| Minnesota Association of Townships | 452 | 9.0% | 41 |
| Total for Entity | \$452 | | \$41 |
| Parnell Township (Polk) | | | |
| Minnesota Association of Townships | 290 | 9.0% | 26 |
| Total for Entity | \$290 | | \$26 |

Table 5
2015 Lobbying Expenditures Paid With Association Dues
Listed by Entity

| Name of Entity (County) Association Name | Total Local Government Dues | Proportion of Dues Used for Lobbying | Total Dues Used for Lobbying |
|---|--|---|---|
| Parnell Township (Traverse) | | | |
| Minnesota Association of Townships | 288 | 9.0% | 26 |
| Total for Entity | \$288 | | \$26 |
| Partridge Township (Pine) | | | |
| Minnesota Association of Townships | 541 | 9.0% | 49 |
| Total for Entity | \$541 | | \$49 |
| Paxton Township (Redwood) | | | |
| Minnesota Association of Townships | 513 | 9.0% | 46 |
| Total for Entity | \$513 | | \$46 |
| Paynesville Township (Stearns) | | | |
| Minnesota Association of Townships | 869 | 9.0% | 78 |
| Total for Entity | \$869 | | \$78 |
| Peace Township (Kanabec) | | | |
| Minnesota Association of Townships | 627 | 9.0% | 56 |
| Total for Entity | \$627 | | \$56 |
| Pelan Township (Kittson) | | | |
| Minnesota Association of Townships | 284 | 9.0% | 26 |
| Total for Entity | \$284 | | \$26 |
| Pelican Lake Township (Grant) | | | |
| Minnesota Association of Townships | 483 | 9.0% | 43 |
| Total for Entity | \$483 | | \$43 |
| Pelican River Watershed District | | | |
| League of Minnesota Cities | 1,775 | 10.4% | 185 |
| Minnesota Association of Watershed Districts | 2,447 | 46.7% | 1,143 |
| Total for Entity | \$4,222 | | \$1,328 |
| Pelican Township (Crow Wing) | | | |
| Minnesota Association of Townships | 483 | 9.0% | 43 |
| Total for Entity | \$483 | | \$43 |
| Pelican Township (Otter Tail) | | | |
| Minnesota Association of Townships | 542 | 9.0% | 49 |
| Total for Entity | \$542 | | \$49 |

Table 5
2015 Lobbying Expenditures Paid With Association Dues
Listed by Entity

| Name of Entity (County) Association Name | Total Local Government Dues | Proportion of Dues Used for Lobbying | Total Dues Used for Lobbying |
|--|--|---|---|
| Pembina Township (Mahnomen) | | | |
| Minnesota Association of Townships | 572 | 9.0% | 51 |
| Total for Entity | \$572 | | \$51 |
| Penn Township (McLeod) | | | |
| Minnesota Association of Townships | 440 | 9.0% | 40 |
| Total for Entity | \$440 | | \$40 |
| Pennington County | | | |
| Association of Minnesota Counties | 6,746 | 14.2% | 958 |
| Minnesota Rural Counties Caucus | 2,100 | 50.0% | 1,050 |
| Total for Entity | \$8,846 | | \$2,008 |
| Pennington Soil and Water Conservation District | | | |
| Minnesota Association of Soil and Water Conservation Districts | 2,248 | 21.1% | 474 |
| Total for Entity | \$2,248 | | \$474 |
| Pepin Township (Wabasha) | | | |
| Minnesota Association of Townships | 458 | 9.0% | 41 |
| Total for Entity | \$458 | | \$41 |
| Pepperton Township (Stevens) | | | |
| Minnesota Association of Townships | 310 | 9.0% | 28 |
| Total for Entity | \$310 | | \$28 |
| Pequaywan Township (Saint Louis) | | | |
| Minnesota Association of Townships | 310 | 9.0% | 28 |
| Total for Entity | \$310 | | \$28 |
| Perch Lake Township (Carlton) | | | |
| Minnesota Association of Townships | 742 | 9.0% | 67 |
| Total for Entity | \$742 | | \$67 |
| Percy Township (Kittson) | | | |
| Minnesota Association of Townships | 279 | 9.0% | 25 |
| Total for Entity | \$279 | | \$25 |
| Perham Township (Otter Tail) | | | |
| Minnesota Association of Townships | 609 | 9.0% | 55 |
| Total for Entity | \$609 | | \$55 |

Table 5
2015 Lobbying Expenditures Paid With Association Dues
Listed by Entity

| Name of Entity (County) Association Name | Total Local Government Dues | Proportion of Dues Used for Lobbying | Total Dues Used for Lobbying |
|---|--|---|---|
| Perry Lake Township (Crow Wing) | | | |
| Minnesota Association of Townships | 441 | 9.0% | 40 |
| Total for Entity | \$441 | | \$40 |
| Perry Township (Lac qui Parle) | | | |
| Minnesota Association of Townships | 302 | 9.0% | 27 |
| Total for Entity | \$302 | | \$27 |
| Petersburg Township (Jackson) | | | |
| Minnesota Association of Townships | 346 | 9.0% | 31 |
| Total for Entity | \$346 | | \$31 |
| Pickerel Lake Township (Freeborn) | | | |
| Minnesota Association of Townships | 552 | 9.0% | 50 |
| Total for Entity | \$552 | | \$50 |
| Pierz Township (Morrison) | | | |
| Minnesota Association of Townships | 512 | 9.0% | 46 |
| Total for Entity | \$512 | | \$46 |
| Pike Bay Township (Cass) | | | |
| Minnesota Association of Townships | 928 | 9.0% | 84 |
| Total for Entity | \$928 | | \$84 |
| Pike Creek Township (Morrison) | | | |
| Minnesota Association of Townships | 641 | 9.0% | 58 |
| Total for Entity | \$641 | | \$58 |
| Pike Township (Saint Louis) | | | |
| Minnesota Association of Townships | 470 | 9.0% | 42 |
| Total for Entity | \$470 | | \$42 |
| Pillsbury Township (Swift) | | | |
| Minnesota Association of Townships | 346 | 9.0% | 31 |
| Total for Entity | \$346 | | \$31 |
| Pilot Grove Township (Faribault) | | | |
| Minnesota Association of Townships | 316 | 9.0% | 28 |
| Total for Entity | \$316 | | \$28 |

Table 5
2015 Lobbying Expenditures Paid With Association Dues
Listed by Entity

| Name of Entity (County) Association Name | Total Local Government Dues | Proportion of Dues Used for Lobbying | Total Dues Used for Lobbying |
|---|--|---|---|
| Pilot Mound Township (Fillmore) | | | |
| Minnesota Association of Townships | 452 | 9.0% | 41 |
| Total for Entity | \$452 | | \$41 |
| Pine City Township (Pine) | | | |
| Minnesota Association of Townships | 841 | 9.0% | 76 |
| Total for Entity | \$841 | | \$76 |
| Pine County | | | |
| Arrowhead Counties Association | 2,750 | 80.0% | 2,200 |
| Association of Minnesota Counties | 12,049 | 14.2% | 1,711 |
| Total for Entity | \$14,799 | | \$3,911 |
| Pine Island Township (Goodhue) | | | |
| Minnesota Association of Townships | 514 | 9.0% | 46 |
| Total for Entity | \$514 | | \$46 |
| Pine Lake Township (Cass) | | | |
| Minnesota Association of Townships | 337 | 9.0% | 30 |
| Total for Entity | \$337 | | \$30 |
| Pine Lake Township (Clearwater) | | | |
| Minnesota Association of Townships | 479 | 9.0% | 43 |
| Total for Entity | \$479 | | \$43 |
| Pine Lake Township (Otter Tail) | | | |
| Minnesota Association of Townships | 544 | 9.0% | 49 |
| Total for Entity | \$544 | | \$49 |
| Pine Lake Township (Pine) | | | |
| Minnesota Association of Townships | 520 | 9.0% | 47 |
| Total for Entity | \$520 | | \$47 |
| Pine Point Township (Becker) | | | |
| Minnesota Association of Townships | 471 | 9.0% | 42 |
| Total for Entity | \$471 | | \$42 |
| Pine River Township (Cass) | | | |
| Minnesota Association of Townships | 778 | 9.0% | 70 |
| Total for Entity | \$778 | | \$70 |

Table 5
2015 Lobbying Expenditures Paid With Association Dues
Listed by Entity

| Name of Entity (County) Association Name | Total Local Government Dues | Proportion of Dues Used for Lobbying | Total Dues Used for Lobbying |
|--|--|---|---|
| Pine Soil and Water Conservation District | | | |
| Minnesota Association of Soil and Water Conservation Districts | 3,148 | 21.1% | 664 |
| Total for Entity | \$3,148 | | \$664 |
| Pipestone County | | | |
| Association of Minnesota Counties | 6,212 | 14.2% | 882 |
| Total for Entity | \$6,212 | | \$882 |
| Pipestone Soil and Water Conservation District | | | |
| Minnesota Association of Soil and Water Conservation Districts | 2,248 | 21.1% | 474 |
| Total for Entity | \$2,248 | | \$474 |
| Plainview Township (Wabasha) | | | |
| Minnesota Association of Townships | 479 | 9.0% | 43 |
| Total for Entity | \$479 | | \$43 |
| Plainview-Elgin Sanitary District | | | |
| League of Minnesota Cities | 1,775 | 10.4% | 185 |
| Total for Entity | \$1,775 | | \$185 |
| Platte Lake Township (Crow Wing) | | | |
| Minnesota Association of Townships | 477 | 9.0% | 43 |
| Total for Entity | \$477 | | \$43 |
| Platte Township (Morrison) | | | |
| Minnesota Association of Townships | 452 | 9.0% | 41 |
| Total for Entity | \$452 | | \$41 |
| Pleasant Grove Township (Olmsted) | | | |
| Minnesota Association of Townships | 606 | 9.0% | 55 |
| Total for Entity | \$606 | | \$55 |
| Pleasant Hill Township (Winona) | | | |
| Minnesota Association of Townships | 504 | 9.0% | 45 |
| Total for Entity | \$504 | | \$45 |
| Pleasant Mound Township (Blue Earth) | | | |
| Minnesota Association of Townships | 336 | 9.0% | 30 |
| Total for Entity | \$336 | | \$30 |

Table 5
2015 Lobbying Expenditures Paid With Association Dues
Listed by Entity

| Name of Entity (County) Association Name | Total Local Government Dues | Proportion of Dues Used for Lobbying | Total Dues Used for Lobbying |
|---|--|---|---|
| Pleasant Prairie Township (Martin) | | | |
| Minnesota Association of Townships | 345 | 9.0% | 31 |
| Total for Entity | \$345 | | \$31 |
| Pleasant Valley Township (Mower) | | | |
| Minnesota Association of Townships | 437 | 9.0% | 39 |
| Total for Entity | \$437 | | \$39 |
| Pleasant View Township (Norman) | | | |
| Minnesota Association of Townships | 305 | 9.0% | 27 |
| Total for Entity | \$305 | | \$27 |
| Pliny Township (Aitkin) | | | |
| Minnesota Association of Townships | 299 | 9.0% | 27 |
| Total for Entity | \$299 | | \$27 |
| Pohlitz Township (Roseau) | | | |
| Minnesota Association of Townships | 282 | 9.0% | 25 |
| Total for Entity | \$282 | | \$25 |
| Pokegama Township (Pine) | | | |
| Minnesota Association of Townships | 1,271 | 9.0% | 114 |
| Total for Entity | \$1,271 | | \$114 |
| Polk Centre Township (Pennington) | | | |
| Minnesota Association of Townships | 297 | 9.0% | 27 |
| Total for Entity | \$297 | | \$27 |
| Polk County | | | |
| Association of Minnesota Counties | 12,939 | 14.2% | 1,837 |
| Minnesota Rural Counties Caucus | 2,100 | 50.0% | 1,050 |
| Total for Entity | \$15,039 | | \$2,887 |
| Polonia Township (Roseau) | | | |
| Minnesota Association of Townships | 281 | 9.0% | 25 |
| Total for Entity | \$281 | | \$25 |
| Pomme de Terre Township (Grant) | | | |
| Minnesota Association of Townships | 312 | 9.0% | 28 |
| Total for Entity | \$312 | | \$28 |

Table 5
2015 Lobbying Expenditures Paid With Association Dues
Listed by Entity

| Name of Entity (County) Association Name | Total Local Government Dues | Proportion of Dues Used for Lobbying | Total Dues Used for Lobbying |
|--|--|---|---|
| Pomroy Township (Itasca) | | | |
| Minnesota Association of Townships | 284 | 9.0% | 26 |
| Total for Entity | \$284 | | \$26 |
| Pomroy Township (Kanabec) | | | |
| Minnesota Association of Townships | 473 | 9.0% | 43 |
| Total for Entity | \$473 | | \$43 |
| Ponto Lake Township (Cass) | | | |
| Minnesota Association of Townships | 493 | 9.0% | 44 |
| Total for Entity | \$493 | | \$44 |
| Pope County | | | |
| Association of Minnesota Counties | 7,004 | 14.2% | 995 |
| Minnesota Rural Counties Caucus | 2,100 | 50.0% | 1,050 |
| Total for Entity | \$9,104 | | \$2,045 |
| Pope Soil and Water Conservation District | | | |
| Minnesota Association of Soil and Water Conservation Districts | 2,248 | 21.1% | 474 |
| Total for Entity | \$2,248 | | \$474 |
| Poplar Grove Township (Roseau) | | | |
| Minnesota Association of Townships | 297 | 9.0% | 27 |
| Total for Entity | \$297 | | \$27 |
| Poplar River Township (Red Lake) | | | |
| Minnesota Association of Townships | 302 | 9.0% | 27 |
| Total for Entity | \$302 | | \$27 |
| Poplar Township (Cass) | | | |
| Minnesota Association of Townships | 325 | 9.0% | 29 |
| Total for Entity | \$325 | | \$29 |
| Popple Grove Township (Mahnommen) | | | |
| Minnesota Association of Townships | 316 | 9.0% | 28 |
| Total for Entity | \$316 | | \$28 |
| Popple Township (Clearwater) | | | |
| Minnesota Association of Townships | 509 | 9.0% | 46 |
| Total for Entity | \$509 | | \$46 |

Table 5
2015 Lobbying Expenditures Paid With Association Dues
Listed by Entity

| Name of Entity (County) Association Name | Total Local Government Dues | Proportion of Dues Used for Lobbying | Total Dues Used for Lobbying |
|---|--|---|---|
| Poppleton Township (Kittson) | | | |
| Minnesota Association of Townships | 309 | 9.0% | 28 |
| Total for Entity | \$309 | | \$28 |
| Port Hope Township (Beltrami) | | | |
| Minnesota Association of Townships | 558 | 9.0% | 50 |
| Total for Entity | \$558 | | \$50 |
| Portage Township (Saint Louis) | | | |
| Minnesota Association of Townships | 322 | 9.0% | 29 |
| Total for Entity | \$322 | | \$29 |
| Posen Township (Yellow Medicine) | | | |
| Minnesota Association of Townships | 339 | 9.0% | 31 |
| Total for Entity | \$339 | | \$31 |
| Powers Township (Cass) | | | |
| Minnesota Association of Townships | 561 | 9.0% | 50 |
| Total for Entity | \$561 | | \$50 |
| Prairie Lake Township (Saint Louis) | | | |
| Minnesota Association of Townships | 287 | 9.0% | 26 |
| Total for Entity | \$287 | | \$26 |
| Prairie View Township (Wilkin) | | | |
| Minnesota Association of Townships | 332 | 9.0% | 30 |
| Total for Entity | \$332 | | \$30 |
| Prairieville Township (Brown) | | | |
| Minnesota Association of Townships | 345 | 9.0% | 31 |
| Total for Entity | \$345 | | \$31 |
| Preble Township (Fillmore) | | | |
| Minnesota Association of Townships | 334 | 9.0% | 30 |
| Total for Entity | \$334 | | \$30 |
| Prescott Township (Faribault) | | | |
| Minnesota Association of Townships | 319 | 9.0% | 29 |
| Total for Entity | \$319 | | \$29 |

Table 5
2015 Lobbying Expenditures Paid With Association Dues
Listed by Entity

| Name of Entity (County) Association Name | Total Local Government Dues | Proportion of Dues Used for Lobbying | Total Dues Used for Lobbying |
|---|--|---|---|
| Preston Lake Township (Renville) | | | |
| Minnesota Association of Townships | 426 | 9.0% | 38 |
| Total for Entity | \$426 | | \$38 |
| Preston Township (Fillmore) | | | |
| Minnesota Association of Townships | 454 | 9.0% | 41 |
| Total for Entity | \$454 | | \$41 |
| Princeton Township (Mille Lacs) | | | |
| Minnesota Association of Townships | 1,123 | 9.0% | 101 |
| Total for Entity | \$1,123 | | \$101 |
| Prior Lake-Spring Lake Watershed District | | | |
| League of Minnesota Cities | 1,775 | 10.4% | 185 |
| Minnesota Association of Watershed Districts | 3,500 | 46.7% | 1,634 |
| Total for Entity | \$5,275 | | \$1,819 |
| Prior Township (Big Stone) | | | |
| Minnesota Association of Townships | 350 | 9.0% | 32 |
| Total for Entity | \$350 | | \$32 |
| Providence Township (Lac qui Parle) | | | |
| Minnesota Association of Townships | 321 | 9.0% | 29 |
| Total for Entity | \$321 | | \$29 |
| Pulaski Township (Morrison) | | | |
| Minnesota Association of Townships | 432 | 9.0% | 39 |
| Total for Entity | \$432 | | \$39 |
| Queen Township (Polk) | | | |
| Minnesota Association of Townships | 339 | 9.0% | 31 |
| Total for Entity | \$339 | | \$31 |
| Quincy Township (Olmsted) | | | |
| Minnesota Association of Townships | 454 | 9.0% | 41 |
| Total for Entity | \$454 | | \$41 |
| Quiring Township (Beltrami) | | | |
| Minnesota Association of Townships | 295 | 9.0% | 27 |
| Total for Entity | \$295 | | \$27 |

Table 5
2015 Lobbying Expenditures Paid With Association Dues
Listed by Entity

| Name of Entity (County) Association Name | Total Local Government Dues | Proportion of Dues Used for Lobbying | Total Dues Used for Lobbying |
|--|--|---|---|
| Rabbit Lake Township (Crow Wing) | | | |
| Minnesota Association of Townships | 443 | 9.0% | 40 |
| Total for Entity | \$443 | | \$40 |
| Racine Township (Mower) | | | |
| Minnesota Association of Townships | 487 | 9.0% | 44 |
| Total for Entity | \$487 | | \$44 |
| Ramsey County | | | |
| Association of Minnesota Counties | 53,788 | 14.2% | 7,638 |
| North Metro I-35W Corridor Coalition | 20,000 | 93.1% | 18,620 |
| Total for Entity | \$73,788 | | \$26,258 |
| Ramsey Soil and Water Conservation District | | | |
| Minnesota Association of Soil and Water Conservation Districts | 3,148 | 21.1% | 664 |
| Total for Entity | \$3,148 | | \$664 |
| Ramsey-Washington Metro Watershed District | | | |
| League of Minnesota Cities | 1,775 | 10.4% | 185 |
| Minnesota Association of Watershed Districts | 3,500 | 46.7% | 1,634 |
| Total for Entity | \$5,275 | | \$1,819 |
| Randolph Township (Dakota) | | | |
| Minnesota Association of Townships | 557 | 9.0% | 50 |
| Total for Entity | \$557 | | \$50 |
| Ransom Township (Nobles) | | | |
| Minnesota Association of Townships | 343 | 9.0% | 31 |
| Total for Entity | \$343 | | \$31 |
| Rapidan Township (Blue Earth) | | | |
| Minnesota Association of Townships | 762 | 9.0% | 69 |
| Total for Entity | \$762 | | \$69 |
| Ravenna Township (Dakota) | | | |
| Minnesota Association of Townships | 1,172 | 9.0% | 105 |
| Total for Entity | \$1,172 | | \$105 |

Table 5
2015 Lobbying Expenditures Paid With Association Dues
Listed by Entity

| Name of Entity (County) Association Name | Total Local Government Dues | Proportion of Dues Used for Lobbying | Total Dues Used for Lobbying |
|--|--|---|---|
| Raymond Township (Stearns) | | | |
| Minnesota Association of Townships | 421 | 9.0% | 38 |
| Total for Entity | \$421 | | \$38 |
| Red Eye Township (Wadena) | | | |
| Minnesota Association of Townships | 496 | 9.0% | 45 |
| Total for Entity | \$496 | | \$45 |
| Red Lake County | | | |
| Association of Minnesota Counties | 3,875 | 14.2% | 550 |
| Minnesota Rural Counties Caucus | 2,100 | 50.0% | 1,050 |
| Total for Entity | \$5,975 | | \$1,600 |
| Red Lake Falls Township (Red Lake) | | | |
| Minnesota Association of Townships | 332 | 9.0% | 30 |
| Total for Entity | \$332 | | \$30 |
| Red Lake Soil and Water Conservation District | | | |
| Minnesota Association of Soil and Water Conservation Districts | 2,248 | 21.1% | 474 |
| Total for Entity | \$2,248 | | \$474 |
| Red Lake Watershed District | | | |
| League of Minnesota Cities | 1,775 | 10.4% | 185 |
| Minnesota Association of Watershed Districts | 3,500 | 46.7% | 1,634 |
| Total for Entity | \$5,275 | | \$1,819 |
| Red Rock Township (Mower) | | | |
| Minnesota Association of Townships | 577 | 9.0% | 52 |
| Total for Entity | \$577 | | \$52 |
| Red Wing Port Authority | | | |
| Greater Minnesota Partnership | 1,500 | 65.9% | 988 |
| Minnesota Ports Association | 4,769 | 100.0% | 4,769 |
| Total for Entity | \$6,269 | | \$5,757 |
| Redpath Township (Traverse) | | | |
| Minnesota Association of Townships | 285 | 9.0% | 26 |
| Total for Entity | \$285 | | \$26 |

Table 5
2015 Lobbying Expenditures Paid With Association Dues
Listed by Entity

| Name of Entity (County) Association Name | Total Local Government Dues | Proportion of Dues Used for Lobbying | Total Dues Used for Lobbying |
|--|--|---|---|
| Redwood County | | | |
| Association of Minnesota Counties | 9,298 | 14.2% | 1,320 |
| Minnesota Rural Counties Caucus | 2,100 | 50.0% | 1,050 |
| Total for Entity | \$11,398 | | \$2,370 |
| Redwood Falls Township (Redwood) | | | |
| Minnesota Association of Townships | 323 | 9.0% | 29 |
| Total for Entity | \$323 | | \$29 |
| Redwood Soil and Water Conservation District | | | |
| Minnesota Association of Soil and Water Conservation Districts | 2,501 | 21.1% | 528 |
| Total for Entity | \$2,501 | | \$528 |
| Region Nine Development Commission | | | |
| Greater Minnesota Partnership | 1,000 | 65.9% | 659 |
| League of Minnesota Cities | 1,775 | 10.4% | 185 |
| Total for Entity | \$2,775 | | \$844 |
| Reine Township (Roseau) | | | |
| Minnesota Association of Townships | 298 | 9.0% | 27 |
| Total for Entity | \$298 | | \$27 |
| Reiner Township (Pennington) | | | |
| Minnesota Association of Townships | 298 | 9.0% | 27 |
| Total for Entity | \$298 | | \$27 |
| Reis Township (Polk) | | | |
| Minnesota Association of Townships | 294 | 9.0% | 26 |
| Total for Entity | \$294 | | \$26 |
| Remer Township (Cass) | | | |
| Minnesota Association of Townships | 329 | 9.0% | 30 |
| Total for Entity | \$329 | | \$30 |
| Rendsville Township (Stevens) | | | |
| Minnesota Association of Townships | 322 | 9.0% | 29 |
| Total for Entity | \$322 | | \$29 |

Table 5
2015 Lobbying Expenditures Paid With Association Dues
Listed by Entity

| Name of Entity (County) Association Name | Total Local Government Dues | Proportion of Dues Used for Lobbying | Total Dues Used for Lobbying |
|--|--|---|---|
| Reno Township (Pope) | | | |
| Minnesota Association of Townships | 469 | 9.0% | 42 |
| Total for Entity | \$469 | | \$42 |
| Renville County | | | |
| Association of Minnesota Counties | 9,793 | 14.2% | 1,391 |
| Total for Entity | \$9,793 | | \$1,391 |
| Renville Soil and Water Conservation District | | | |
| Minnesota Association of Soil and Water Conservation Districts | 2,679 | 21.1% | 565 |
| Total for Entity | \$2,679 | | \$565 |
| Resource Training and Solutions | | | |
| Minnesota Rural Education Association | 600 | 42.4% | 254 |
| Total for Entity | \$600 | | \$254 |
| Reynolds Township (Todd) | | | |
| Minnesota Association of Townships | 546 | 9.0% | 49 |
| Total for Entity | \$546 | | \$49 |
| Rheiderland Township (Chippewa) | | | |
| Minnesota Association of Townships | 422 | 9.0% | 38 |
| Total for Entity | \$422 | | \$38 |
| Rhinehart Township (Polk) | | | |
| Minnesota Association of Townships | 314 | 9.0% | 28 |
| Total for Entity | \$314 | | \$28 |
| Rice County | | | |
| Association of Minnesota Counties | 19,139 | 14.2% | 2,718 |
| Minnesota Inter-County Association | 17,115 | 37.9% | 6,487 |
| Total for Entity | \$36,254 | | \$9,205 |
| Rice Creek Watershed District | | | |
| League of Minnesota Cities | 1,775 | 10.4% | 185 |
| Minnesota Association of Watershed Districts | 3,500 | 46.7% | 1,634 |
| Total for Entity | \$5,275 | | \$1,819 |

Table 5
2015 Lobbying Expenditures Paid With Association Dues
Listed by Entity

| Name of Entity (County) Association Name | Total Local Government Dues | Proportion of Dues Used for Lobbying | Total Dues Used for Lobbying |
|--|--|---|---|
| Rice Lake Township (Saint Louis) | | | |
| League of Minnesota Cities | 4,296 | 10.4% | 447 |
| Minnesota Association of Townships | 1,716 | 9.0% | 154 |
| Total for Entity | \$6,012 | | \$601 |
| Rice River Township (Aitkin) | | | |
| Minnesota Association of Townships | 313 | 9.0% | 28 |
| Total for Entity | \$313 | | \$28 |
| Rice Soil and Water Conservation District | | | |
| Minnesota Association of Soil and Water Conservation Districts | 3,148 | 21.1% | 664 |
| Total for Entity | \$3,148 | | \$664 |
| Rice Township (Clearwater) | | | |
| Minnesota Association of Townships | 321 | 9.0% | 29 |
| Total for Entity | \$321 | | \$29 |
| Riceland Township (Freeborn) | | | |
| Minnesota Association of Townships | 478 | 9.0% | 43 |
| Total for Entity | \$478 | | \$43 |
| Riceville Township (Becker) | | | |
| Minnesota Association of Townships | 295 | 9.0% | 27 |
| Total for Entity | \$295 | | \$27 |
| Rich Prairie Sewer and Water District | | | |
| League of Minnesota Cities | 1,775 | 10.4% | 185 |
| Total for Entity | \$1,775 | | \$185 |
| Rich Valley Township (McLeod) | | | |
| Minnesota Association of Townships | 557 | 9.0% | 50 |
| Total for Entity | \$557 | | \$50 |
| Richardson Township (Morrison) | | | |
| Minnesota Association of Townships | 510 | 9.0% | 46 |
| Total for Entity | \$510 | | \$46 |
| Richardville Township (Kittson) | | | |
| Minnesota Association of Townships | 303 | 9.0% | 27 |
| Total for Entity | \$303 | | \$27 |

Table 5
2015 Lobbying Expenditures Paid With Association Dues
Listed by Entity

| Name of Entity (County) Association Name | Total Local Government Dues | Proportion of Dues Used for Lobbying | Total Dues Used for Lobbying |
|---|--|---|---|
| Richland Township (Rice) | | | |
| Minnesota Association of Townships | 471 | 9.0% | 42 |
| Total for Entity | \$471 | | \$42 |
| Richmond Township (Winona) | | | |
| Minnesota Association of Townships | 558 | 9.0% | 50 |
| Total for Entity | \$558 | | \$50 |
| Richwood Township (Becker) | | | |
| Minnesota Association of Townships | 555 | 9.0% | 50 |
| Total for Entity | \$555 | | \$50 |
| Ridgely Township (Nicollet) | | | |
| Minnesota Association of Townships | 305 | 9.0% | 27 |
| Total for Entity | \$305 | | \$27 |
| Riley-Purgatory-Bluff Creek Watershed District | | | |
| League of Minnesota Cities | 1,775 | 10.4% | 185 |
| Minnesota Association of Watershed Districts | 3,500 | 46.7% | 1,634 |
| Total for Entity | \$5,275 | | \$1,819 |
| Ripley Township (Dodge) | | | |
| Minnesota Association of Townships | 331 | 9.0% | 30 |
| Total for Entity | \$331 | | \$30 |
| Ripley Township (Morrison) | | | |
| Minnesota Association of Townships | 568 | 9.0% | 51 |
| Total for Entity | \$568 | | \$51 |
| River Falls Township (Pennington) | | | |
| Minnesota Association of Townships | 329 | 9.0% | 30 |
| Total for Entity | \$329 | | \$30 |
| River Township (Red Lake) | | | |
| Minnesota Association of Townships | 290 | 9.0% | 26 |
| Total for Entity | \$290 | | \$26 |
| Riverdale Township (Watonwan) | | | |
| Minnesota Association of Townships | 432 | 9.0% | 39 |
| Total for Entity | \$432 | | \$39 |

Table 5
2015 Lobbying Expenditures Paid With Association Dues
Listed by Entity

| Name of Entity (County) Association Name | Total Local Government Dues | Proportion of Dues Used for Lobbying | Total Dues Used for Lobbying |
|--|--|---|---|
| Riverside Township (Lac qui Parle) | | | |
| Minnesota Association of Townships | 435 | 9.0% | 39 |
| Total for Entity | \$435 | | \$39 |
| Riverton Township (Clay) | | | |
| Minnesota Association of Townships | 483 | 9.0% | 43 |
| Total for Entity | \$483 | | \$43 |
| Roberts Township (Wilkin) | | | |
| Minnesota Association of Townships | 306 | 9.0% | 28 |
| Total for Entity | \$306 | | \$28 |
| Rochester Township (Olmsted) | | | |
| Minnesota Association of Townships | 962 | 9.0% | 87 |
| Total for Entity | \$962 | | \$87 |
| Rock County | | | |
| Association of Minnesota Counties | 6,831 | 14.2% | 970 |
| Total for Entity | \$6,831 | | \$970 |
| Rock Dell Township (Olmsted) | | | |
| Minnesota Association of Townships | 553 | 9.0% | 50 |
| Total for Entity | \$553 | | \$50 |
| Rock Lake Township (Lyon) | | | |
| Minnesota Association of Townships | 421 | 9.0% | 38 |
| Total for Entity | \$421 | | \$38 |
| Rock Soil and Water Conservation District | | | |
| Minnesota Association of Soil and Water Conservation Districts | 2,248 | 21.1% | 474 |
| Total for Entity | \$2,248 | | \$474 |
| Rock Township (Pipestone) | | | |
| Minnesota Association of Townships | 324 | 9.0% | 29 |
| Total for Entity | \$324 | | \$29 |
| Rockford Township (Wright) | | | |
| Minnesota Association of Townships | 1,458 | 9.0% | 131 |
| Total for Entity | \$1,458 | | \$131 |

Table 5
2015 Lobbying Expenditures Paid With Association Dues
Listed by Entity

| Name of Entity (County) Association Name | Total Local Government Dues | Proportion of Dues Used for Lobbying | Total Dues Used for Lobbying |
|---|--|---|---|
| Rocksbury Township (Pennington) | | | |
| Minnesota Association of Townships | 805 | 9.0% | 72 |
| Total for Entity | \$805 | | \$72 |
| Rockwell Township (Norman) | | | |
| Minnesota Association of Townships | 288 | 9.0% | 26 |
| Total for Entity | \$288 | | \$26 |
| Rockwood Township (Hubbard) | | | |
| Minnesota Association of Townships | 475 | 9.0% | 43 |
| Total for Entity | \$475 | | \$43 |
| Rockwood Township (Wadena) | | | |
| Minnesota Association of Townships | 458 | 9.0% | 41 |
| Total for Entity | \$458 | | \$41 |
| Rogers Township (Cass) | | | |
| Minnesota Association of Townships | 291 | 9.0% | 26 |
| Total for Entity | \$291 | | \$26 |
| Rolling Forks Township (Pope) | | | |
| Minnesota Association of Townships | 318 | 9.0% | 29 |
| Total for Entity | \$318 | | \$29 |
| Rolling Green Township (Martin) | | | |
| Minnesota Association of Townships | 423 | 9.0% | 38 |
| Total for Entity | \$423 | | \$38 |
| Rollingstone Township (Winona) | | | |
| Minnesota Association of Townships | 554 | 9.0% | 50 |
| Total for Entity | \$554 | | \$50 |
| Rollis Township (Marshall) | | | |
| Minnesota Association of Townships | 306 | 9.0% | 28 |
| Total for Entity | \$306 | | \$28 |
| Rome Township (Faribault) | | | |
| Minnesota Association of Townships | 311 | 9.0% | 28 |
| Total for Entity | \$311 | | \$28 |

Table 5
2015 Lobbying Expenditures Paid With Association Dues
Listed by Entity

| Name of Entity (County) Association Name | Total Local Government Dues | Proportion of Dues Used for Lobbying | Total Dues Used for Lobbying |
|--|--|---|---|
| Roome Township (Polk) | | | |
| Minnesota Association of Townships | 326 | 9.0% | 29 |
| Total for Entity | \$326 | | \$29 |
| Roosevelt Township (Beltrami) | | | |
| Minnesota Association of Townships | 342 | 9.0% | 31 |
| Total for Entity | \$342 | | \$31 |
| Roosevelt Township (Crow Wing) | | | |
| Minnesota Association of Townships | 533 | 9.0% | 48 |
| Total for Entity | \$533 | | \$48 |
| Root River Soil and Water Conservation District | | | |
| Minnesota Association of Soil and Water Conservation Districts | 2,291 | 21.1% | 483 |
| Total for Entity | \$2,291 | | \$483 |
| Roscoe Township (Goodhue) | | | |
| Minnesota Association of Townships | 576 | 9.0% | 52 |
| Total for Entity | \$576 | | \$52 |
| Rose Dell Township (Rock) | | | |
| Minnesota Association of Townships | 338 | 9.0% | 30 |
| Total for Entity | \$338 | | \$30 |
| Roseau County | | | |
| Association of Minnesota Counties | 7,464 | 14.2% | 1,060 |
| Greater Minnesota Parks and Trails | 225 | 48.8% | 110 |
| Minnesota Rural Counties Caucus | 2,100 | 50.0% | 1,050 |
| Total for Entity | \$9,789 | | \$2,220 |
| Roseau River Watershed District | | | |
| Minnesota Association of Watershed Districts | 861 | 46.7% | 402 |
| Total for Entity | \$861 | | \$402 |
| Roseau Soil and Water Conservation District | | | |
| Minnesota Association of Soil and Water Conservation Districts | 2,248 | 21.1% | 474 |
| Total for Entity | \$2,248 | | \$474 |

Table 5
2015 Lobbying Expenditures Paid With Association Dues
Listed by Entity

| Name of Entity (County) Association Name | Total Local Government Dues | Proportion of Dues Used for Lobbying | Total Dues Used for Lobbying |
|---|--|---|---|
| Rosebud Township (Polk) | | | |
| Minnesota Association of Townships | 451 | 9.0% | 41 |
| Total for Entity | \$451 | | \$41 |
| Rosedale Township (Mahnomen) | | | |
| Minnesota Association of Townships | 314 | 9.0% | 28 |
| Total for Entity | \$314 | | \$28 |
| Rosehill Township (Cottonwood) | | | |
| Minnesota Association of Townships | 323 | 9.0% | 29 |
| Total for Entity | \$323 | | \$29 |
| Roseland Township (Kandiyohi) | | | |
| Minnesota Association of Townships | 458 | 9.0% | 41 |
| Total for Entity | \$458 | | \$41 |
| Rosendale Township (Watonwan) | | | |
| Minnesota Association of Townships | 434 | 9.0% | 39 |
| Total for Entity | \$434 | | \$39 |
| Roseville Township (Grant) | | | |
| Minnesota Association of Townships | 309 | 9.0% | 28 |
| Total for Entity | \$309 | | \$28 |
| Roseville Township (Kandiyohi) | | | |
| Minnesota Association of Townships | 541 | 9.0% | 49 |
| Total for Entity | \$541 | | \$49 |
| Rosewood Township (Chippewa) | | | |
| Minnesota Association of Townships | 451 | 9.0% | 41 |
| Total for Entity | \$451 | | \$41 |
| Rosing Township (Morrison) | | | |
| Minnesota Association of Townships | 317 | 9.0% | 29 |
| Total for Entity | \$317 | | \$29 |
| Ross Lake Township (Crow Wing) | | | |
| Minnesota Association of Townships | 326 | 9.0% | 29 |
| Total for Entity | \$326 | | \$29 |

Table 5
2015 Lobbying Expenditures Paid With Association Dues
Listed by Entity

| Name of Entity (County) Association Name | Total Local Government Dues | Proportion of Dues Used for Lobbying | Total Dues Used for Lobbying |
|---|--|---|---|
| Ross Township (Roseau) | | | |
| Minnesota Association of Townships | 475 | 9.0% | 43 |
| Total for Entity | \$475 | | \$43 |
| Rost Township (Jackson) | | | |
| Minnesota Association of Townships | 336 | 9.0% | 30 |
| Total for Entity | \$336 | | \$30 |
| Round Grove Township (McLeod) | | | |
| Minnesota Association of Townships | 345 | 9.0% | 31 |
| Total for Entity | \$345 | | \$31 |
| Round Lake Township (Becker) | | | |
| Minnesota Association of Townships | 330 | 9.0% | 30 |
| Total for Entity | \$330 | | \$30 |
| Round Lake Township (Jackson) | | | |
| Minnesota Association of Townships | 323 | 9.0% | 29 |
| Total for Entity | \$323 | | \$29 |
| Round Prairie Township (Todd) | | | |
| Minnesota Association of Townships | 559 | 9.0% | 50 |
| Total for Entity | \$559 | | \$50 |
| Royal Township (Lincoln) | | | |
| Minnesota Association of Townships | 330 | 9.0% | 30 |
| Total for Entity | \$330 | | \$30 |
| Royalton Township (Pine) | | | |
| Minnesota Association of Townships | 770 | 9.0% | 69 |
| Total for Entity | \$770 | | \$69 |
| Runeberg Township (Becker) | | | |
| Minnesota Association of Townships | 504 | 9.0% | 45 |
| Total for Entity | \$504 | | \$45 |
| Rush Lake Township (Otter Tail) | | | |
| Minnesota Association of Townships | 655 | 9.0% | 59 |
| Total for Entity | \$655 | | \$59 |

Table 5
2015 Lobbying Expenditures Paid With Association Dues
Listed by Entity

| Name of Entity (County) Association Name | Total Local Government Dues | Proportion of Dues Used for Lobbying | Total Dues Used for Lobbying |
|---|--|---|---|
| Rushseba Township (Chisago) | | | |
| Minnesota Association of Townships | 592 | 9.0% | 53 |
| Total for Entity | \$592 | | \$53 |
| Russia Township (Polk) | | | |
| Minnesota Association of Townships | 278 | 9.0% | 25 |
| Total for Entity | \$278 | | \$25 |
| Rutland Township (Martin) | | | |
| Minnesota Association of Townships | 479 | 9.0% | 43 |
| Total for Entity | \$479 | | \$43 |
| Sacred Heart Township (Renville) | | | |
| Minnesota Association of Townships | 423 | 9.0% | 38 |
| Total for Entity | \$423 | | \$38 |
| Sago Township (Itasca) | | | |
| Minnesota Association of Townships | 325 | 9.0% | 29 |
| Total for Entity | \$325 | | \$29 |
| Saint Charles Township (Winona) | | | |
| Minnesota Association of Townships | 541 | 9.0% | 49 |
| Total for Entity | \$541 | | \$49 |
| Saint George Township (Benton) | | | |
| Minnesota Association of Townships | 526 | 9.0% | 47 |
| Total for Entity | \$526 | | \$47 |
| Saint James Township (Watonwan) | | | |
| Minnesota Association of Townships | 350 | 9.0% | 32 |
| Total for Entity | \$350 | | \$32 |
| Saint Johns Township (Kandiyohi) | | | |
| Minnesota Association of Townships | 469 | 9.0% | 42 |
| Total for Entity | \$469 | | \$42 |
| Saint Joseph Township (Kittson) | | | |
| Minnesota Association of Townships | 288 | 9.0% | 26 |
| Total for Entity | \$288 | | \$26 |

Table 5
2015 Lobbying Expenditures Paid With Association Dues
Listed by Entity

| Name of Entity (County) Association Name | Total Local Government Dues | Proportion of Dues Used for Lobbying | Total Dues Used for Lobbying |
|--|--|---|---|
| Saint Joseph Township (Stearns) | | | |
| Minnesota Association of Townships | 824 | 9.0% | 74 |
| Total for Entity | \$824 | | \$74 |
| Saint Lawrence Township (Scott) | | | |
| Minnesota Association of Townships | 496 | 9.0% | 45 |
| Total for Entity | \$496 | | \$45 |
| Saint Louis and Lake Counties Regional Railroad Authority | | | |
| Greater Minnesota Parks and Trails | 300 | 48.8% | 146 |
| Total for Entity | \$300 | | \$146 |
| Saint Louis County | | | |
| Arrowhead Counties Association | 750 | 80.0% | 600 |
| Association of Minnesota Counties | 36,391 | 14.2% | 5,168 |
| Greater Minnesota Parks and Trails | 450 | 48.8% | 220 |
| Minnesota Inter-County Association | 53,047 | 37.9% | 20,105 |
| Total for Entity | \$90,638 | | \$26,093 |
| Saint Martin Township (Stearns) | | | |
| Minnesota Association of Townships | 512 | 9.0% | 46 |
| Total for Entity | \$512 | | \$46 |
| Saint Mary Township (Waseca) | | | |
| Minnesota Association of Townships | 486 | 9.0% | 44 |
| Total for Entity | \$486 | | \$44 |
| Saint Mathias Township (Crow Wing) | | | |
| Minnesota Association of Townships | 540 | 9.0% | 49 |
| Total for Entity | \$540 | | \$49 |
| Saint Olaf Township (Otter Tail) | | | |
| Minnesota Association of Townships | 452 | 9.0% | 41 |
| Total for Entity | \$452 | | \$41 |
| Saint Paul Port Authority | | | |
| Association of Metropolitan Municipalities | 1,000 | 33.7% | 337 |
| Minnesota Ports Association | 13,834 | 100.0% | 13,834 |
| Total for Entity | \$14,834 | | \$14,171 |

Table 5
2015 Lobbying Expenditures Paid With Association Dues
Listed by Entity

| Name of Entity (County) Association Name | Total Local Government Dues | Proportion of Dues Used for Lobbying | Total Dues Used for Lobbying |
|---|--|---|---|
| Saint Vincent Township (Kittson) | | | |
| Minnesota Association of Townships | 288 | 9.0% | 26 |
| Total for Entity | \$288 | | \$26 |
| Saint Wendel Township (Stearns) | | | |
| Minnesota Association of Townships | 1,099 | 9.0% | 99 |
| Total for Entity | \$1,099 | | \$99 |
| Salem Township (Cass) | | | |
| Minnesota Association of Townships | 300 | 9.0% | 27 |
| Total for Entity | \$300 | | \$27 |
| Salem Township (Olmsted) | | | |
| Minnesota Association of Townships | 767 | 9.0% | 69 |
| Total for Entity | \$767 | | \$69 |
| Salo Township (Aitkin) | | | |
| Minnesota Association of Townships | 298 | 9.0% | 27 |
| Total for Entity | \$298 | | \$27 |
| San Francisco Township (Carver) | | | |
| Minnesota Association of Townships | 616 | 9.0% | 55 |
| Total for Entity | \$616 | | \$55 |
| Sand Creek Township (Scott) | | | |
| Minnesota Association of Townships | 919 | 9.0% | 83 |
| Total for Entity | \$919 | | \$83 |
| Sand Hill River Watershed District | | | |
| Minnesota Association of Watershed Districts | 1,329 | 46.7% | 621 |
| Total for Entity | \$1,329 | | \$621 |
| Sand Lake Township (Itasca) | | | |
| Minnesota Association of Townships | 317 | 9.0% | 29 |
| Total for Entity | \$317 | | \$29 |
| Sanders Township (Pennington) | | | |
| Minnesota Association of Townships | 440 | 9.0% | 40 |
| Total for Entity | \$440 | | \$40 |

Table 5
2015 Lobbying Expenditures Paid With Association Dues
Listed by Entity

| Name of Entity (County) Association Name | Total Local Government Dues | Proportion of Dues Used for Lobbying | Total Dues Used for Lobbying |
|---|--|---|---|
| Sandnes Township (Yellow Medicine) | | | |
| Minnesota Association of Townships | 333 | 9.0% | 30 |
| Total for Entity | \$333 | | \$30 |
| Sandstone Township (Pine) | | | |
| Minnesota Association of Townships | 597 | 9.0% | 54 |
| Total for Entity | \$597 | | \$54 |
| Sandsville Township (Polk) | | | |
| Minnesota Association of Townships | 291 | 9.0% | 26 |
| Total for Entity | \$291 | | \$26 |
| Sandy Township (Saint Louis) | | | |
| Minnesota Association of Townships | 453 | 9.0% | 41 |
| Total for Entity | \$453 | | \$41 |
| Sanford Township (Grant) | | | |
| Minnesota Association of Townships | 318 | 9.0% | 29 |
| Total for Entity | \$318 | | \$29 |
| Santiago Township (Sherburne) | | | |
| Minnesota Association of Townships | 1,030 | 9.0% | 93 |
| Total for Entity | \$1,030 | | \$93 |
| Saratoga Township (Winona) | | | |
| Minnesota Association of Townships | 528 | 9.0% | 48 |
| Total for Entity | \$528 | | \$48 |
| Sargeant Township (Mower) | | | |
| Minnesota Association of Townships | 438 | 9.0% | 39 |
| Total for Entity | \$438 | | \$39 |
| Sauk Centre Township (Stearns) | | | |
| Minnesota Association of Townships | 756 | 9.0% | 68 |
| Total for Entity | \$756 | | \$68 |
| Sauk Rapids Township (Benton) | | | |
| Minnesota Association of Townships | 790 | 9.0% | 71 |
| Total for Entity | \$790 | | \$71 |

Table 5
2015 Lobbying Expenditures Paid With Association Dues
Listed by Entity

| Name of Entity (County) Association Name | Total Local Government Dues | Proportion of Dues Used for Lobbying | Total Dues Used for Lobbying |
|---|--|---|---|
| Sauk River Watershed District | | | |
| League of Minnesota Cities | 1,775 | 10.4% | 185 |
| Minnesota Association of Watershed Districts | 3,500 | 46.7% | 1,634 |
| Total for Entity | \$5,275 | | \$1,819 |
| Savannah Township (Becker) | | | |
| Minnesota Association of Townships | 324 | 9.0% | 29 |
| Total for Entity | \$324 | | \$29 |
| Scambler Township (Otter Tail) | | | |
| Minnesota Association of Townships | 491 | 9.0% | 44 |
| Total for Entity | \$491 | | \$44 |
| Scandia Township (Polk) | | | |
| Minnesota Association of Townships | 291 | 9.0% | 26 |
| Total for Entity | \$291 | | \$26 |
| Scandia Valley Township (Morrison) | | | |
| Minnesota Association of Townships | 789 | 9.0% | 71 |
| Total for Entity | \$789 | | \$71 |
| Schoolcraft Township (Hubbard) | | | |
| Minnesota Association of Townships | 304 | 9.0% | 27 |
| Total for Entity | \$304 | | \$27 |
| Schroeder Township (Cook) | | | |
| Minnesota Association of Townships | 338 | 9.0% | 30 |
| Total for Entity | \$338 | | \$30 |
| Sciota Township (Dakota) | | | |
| Minnesota Association of Townships | 476 | 9.0% | 43 |
| Total for Entity | \$476 | | \$43 |
| Scott County | | | |
| Association of Minnesota Counties | 28,260 | 14.2% | 4,013 |
| Minnesota Inter-County Association | 36,245 | 37.9% | 13,737 |
| Total for Entity | \$64,505 | | \$17,750 |

Table 5
2015 Lobbying Expenditures Paid With Association Dues
Listed by Entity

| Name of Entity (County) Association Name | Total Local Government Dues | Proportion of Dues Used for Lobbying | Total Dues Used for Lobbying |
|--|--|---|---|
| Scott Soil and Water Conservation District | | | |
| Minnesota Association of Soil and Water Conservation Districts | 3,148 | 21.1% | 664 |
| Total for Entity | \$3,148 | | \$664 |
| Scott Township (Stevens) | | | |
| Minnesota Association of Townships | 316 | 9.0% | 28 |
| Total for Entity | \$316 | | \$28 |
| Seavey Township (Aitkin) | | | |
| Minnesota Association of Townships | 289 | 9.0% | 26 |
| Total for Entity | \$289 | | \$26 |
| Seely Township (Faribault) | | | |
| Minnesota Association of Townships | 329 | 9.0% | 30 |
| Total for Entity | \$329 | | \$30 |
| Severance Township (Sibley) | | | |
| Minnesota Association of Townships | 346 | 9.0% | 31 |
| Total for Entity | \$346 | | \$31 |
| Seward Township (Nobles) | | | |
| Minnesota Association of Townships | 336 | 9.0% | 30 |
| Total for Entity | \$336 | | \$30 |
| Shafer Township (Chisago) | | | |
| Minnesota Association of Townships | 742 | 9.0% | 67 |
| Total for Entity | \$742 | | \$67 |
| Shamrock Township (Aitkin) | | | |
| Minnesota Association of Townships | 806 | 9.0% | 73 |
| Total for Entity | \$806 | | \$73 |
| Shaokatan Township (Lincoln) | | | |
| Minnesota Association of Townships | 325 | 9.0% | 29 |
| Total for Entity | \$325 | | \$29 |
| Sharon Township (Le Sueur) | | | |
| Minnesota Association of Townships | 541 | 9.0% | 49 |
| Total for Entity | \$541 | | \$49 |

Table 5
2015 Lobbying Expenditures Paid With Association Dues
Listed by Entity

| Name of Entity (County) Association Name | Total Local Government Dues | Proportion of Dues Used for Lobbying | Total Dues Used for Lobbying |
|--|--|---|---|
| Shelburne Township (Lyon) | | | |
| Minnesota Association of Townships | 321 | 9.0% | 29 |
| Total for Entity | \$321 | | \$29 |
| Shelby Township (Blue Earth) | | | |
| Minnesota Association of Townships | 423 | 9.0% | 38 |
| Total for Entity | \$423 | | \$38 |
| Sheldon Township (Houston) | | | |
| Minnesota Association of Townships | 422 | 9.0% | 38 |
| Total for Entity | \$422 | | \$38 |
| Shell Lake Township (Becker) | | | |
| Minnesota Association of Townships | 434 | 9.0% | 39 |
| Total for Entity | \$434 | | \$39 |
| Shell River Township (Wadena) | | | |
| Minnesota Association of Townships | 345 | 9.0% | 31 |
| Total for Entity | \$345 | | \$31 |
| Shell Rock River Watershed District | | | |
| Minnesota Association of Watershed Districts | 2,720 | 46.7% | 1,270 |
| Total for Entity | \$2,720 | | \$1,270 |
| Shell Rock Township (Freeborn) | | | |
| Minnesota Association of Townships | 475 | 9.0% | 43 |
| Total for Entity | \$475 | | \$43 |
| Shelly Township (Norman) | | | |
| Minnesota Association of Townships | 306 | 9.0% | 28 |
| Total for Entity | \$306 | | \$28 |
| Sherburne County | | | |
| Association of Minnesota Counties | 22,448 | 14.2% | 3,188 |
| Minnesota Inter-County Association | 23,877 | 37.9% | 9,049 |
| Total for Entity | \$46,325 | | \$12,237 |
| Sherburne Soil and Water Conservation District | | | |
| Minnesota Association of Soil and Water Conservation Districts | 3,148 | 21.1% | 664 |
| Total for Entity | \$3,148 | | \$664 |

Table 5
2015 Lobbying Expenditures Paid With Association Dues
Listed by Entity

| Name of Entity (County) Association Name | Total Local Government Dues | Proportion of Dues Used for Lobbying | Total Dues Used for Lobbying |
|--|--|---|---|
| Sherburne Wright County Cable Communications Commission | | | |
| League of Minnesota Cities | 1,775 | 10.4% | 185 |
| Total for Entity | \$1,775 | | \$185 |
| Sheridan Township (Redwood) | | | |
| Minnesota Association of Townships | 328 | 9.0% | 30 |
| Total for Entity | \$328 | | \$30 |
| Sherman Township (Redwood) | | | |
| Minnesota Association of Townships | 457 | 9.0% | 41 |
| Total for Entity | \$457 | | \$41 |
| Shetek Area Sewer and Water Commission | | | |
| League of Minnesota Cities | 1,775 | 10.4% | 185 |
| Total for Entity | \$1,775 | | \$185 |
| Shetek Township (Murray) | | | |
| Minnesota Association of Townships | 431 | 9.0% | 39 |
| Total for Entity | \$431 | | \$39 |
| Shevlin Township (Clearwater) | | | |
| Minnesota Association of Townships | 488 | 9.0% | 44 |
| Total for Entity | \$488 | | \$44 |
| Shible Township (Swift) | | | |
| Minnesota Association of Townships | 307 | 9.0% | 28 |
| Total for Entity | \$307 | | \$28 |
| Shieldsville Township (Rice) | | | |
| Minnesota Association of Townships | 777 | 9.0% | 70 |
| Total for Entity | \$777 | | \$70 |
| Shingobee Township (Cass) | | | |
| Minnesota Association of Townships | 890 | 9.0% | 80 |
| Total for Entity | \$890 | | \$80 |
| Shooks Township (Beltrami) | | | |
| Minnesota Association of Townships | 332 | 9.0% | 30 |
| Total for Entity | \$332 | | \$30 |

Table 5
2015 Lobbying Expenditures Paid With Association Dues
Listed by Entity

| Name of Entity (County) Association Name | Total Local Government Dues | Proportion of Dues Used for Lobbying | Total Dues Used for Lobbying |
|--|--|---|---|
| Shorewood Park Sanitary District | | | |
| League of Minnesota Cities | 1,775 | 10.4% | 185 |
| Total for Entity | \$1,775 | | \$185 |
| Shotley Township (Beltrami) | | | |
| Minnesota Association of Townships | 283 | 9.0% | 25 |
| Total for Entity | \$283 | | \$25 |
| Sibley County | | | |
| Association of Minnesota Counties | 8,660 | 14.2% | 1,230 |
| Total for Entity | \$8,660 | | \$1,230 |
| Sibley Soil and Water Conservation District | | | |
| Minnesota Association of Soil and Water Conservation Districts | 2,332 | 21.1% | 492 |
| Total for Entity | \$2,332 | | \$492 |
| Sibley Township (Sibley) | | | |
| Minnesota Association of Townships | 349 | 9.0% | 31 |
| Total for Entity | \$349 | | \$31 |
| Sigel Township (Brown) | | | |
| Minnesota Association of Townships | 445 | 9.0% | 40 |
| Total for Entity | \$445 | | \$40 |
| Silver Brook Township (Carlton) | | | |
| Minnesota Association of Townships | 489 | 9.0% | 44 |
| Total for Entity | \$489 | | \$44 |
| Silver Creek Township (Lake) | | | |
| Minnesota Association of Townships | 766 | 9.0% | 69 |
| Total for Entity | \$766 | | \$69 |
| Silver Creek Township (Wright) | | | |
| Minnesota Association of Townships | 1,180 | 9.0% | 106 |
| Total for Entity | \$1,180 | | \$106 |
| Silver Lake Township (Martin) | | | |
| Minnesota Association of Townships | 508 | 9.0% | 46 |
| Total for Entity | \$508 | | \$46 |

Table 5
2015 Lobbying Expenditures Paid With Association Dues
Listed by Entity

| Name of Entity (County) Association Name | Total Local Government Dues | Proportion of Dues Used for Lobbying | Total Dues Used for Lobbying |
|---|--|---|---|
| Silver Leaf Township (Becker) | | | |
| Minnesota Association of Townships | 520 | 9.0% | 47 |
| Total for Entity | \$520 | | \$47 |
| Silver Township (Carlton) | | | |
| Minnesota Association of Townships | 544 | 9.0% | 49 |
| Total for Entity | \$544 | | \$49 |
| Silverton Township (Pennington) | | | |
| Minnesota Association of Townships | 331 | 9.0% | 30 |
| Total for Entity | \$331 | | \$30 |
| Sinclair Township (Clearwater) | | | |
| Minnesota Association of Townships | 322 | 9.0% | 29 |
| Total for Entity | \$322 | | \$29 |
| Sinnott Township (Marshall) | | | |
| Minnesota Association of Townships | 277 | 9.0% | 25 |
| Total for Entity | \$277 | | \$25 |
| Sioux Agency Township (Yellow Medicine) | | | |
| Minnesota Association of Townships | 340 | 9.0% | 31 |
| Total for Entity | \$340 | | \$31 |
| Sioux Valley Township (Jackson) | | | |
| Minnesota Association of Townships | 330 | 9.0% | 30 |
| Total for Entity | \$330 | | \$30 |
| Six Mile Grove Township (Swift) | | | |
| Minnesota Association of Townships | 324 | 9.0% | 29 |
| Total for Entity | \$324 | | \$29 |
| Skagen Township (Roseau) | | | |
| Minnesota Association of Townships | 345 | 9.0% | 31 |
| Total for Entity | \$345 | | \$31 |
| Skandia Township (Murray) | | | |
| Minnesota Association of Townships | 322 | 9.0% | 29 |
| Total for Entity | \$322 | | \$29 |

Table 5
2015 Lobbying Expenditures Paid With Association Dues
Listed by Entity

| Name of Entity (County) Association Name | Total Local Government Dues | Proportion of Dues Used for Lobbying | Total Dues Used for Lobbying |
|---|--|---|---|
| Skane Township (Kittson) | | | |
| Minnesota Association of Townships | 284 | 9.0% | 26 |
| Total for Entity | \$284 | | \$26 |
| Skelton Township (Carlton) | | | |
| Minnesota Association of Townships | 474 | 9.0% | 43 |
| Total for Entity | \$474 | | \$43 |
| Skree Township (Clay) | | | |
| Minnesota Association of Townships | 321 | 9.0% | 29 |
| Total for Entity | \$321 | | \$29 |
| Slater Township (Cass) | | | |
| Minnesota Association of Townships | 338 | 9.0% | 30 |
| Total for Entity | \$338 | | \$30 |
| Slayton Township (Murray) | | | |
| Minnesota Association of Townships | 430 | 9.0% | 39 |
| Total for Entity | \$430 | | \$39 |
| Sletten Township (Polk) | | | |
| Minnesota Association of Townships | 327 | 9.0% | 29 |
| Total for Entity | \$327 | | \$29 |
| Smiley Township (Pennington) | | | |
| Minnesota Association of Townships | 529 | 9.0% | 48 |
| Total for Entity | \$529 | | \$48 |
| Smoky Hollow Township (Cass) | | | |
| Minnesota Association of Townships | 292 | 9.0% | 26 |
| Total for Entity | \$292 | | \$26 |
| Sodus Township (Lyon) | | | |
| Minnesota Association of Townships | 432 | 9.0% | 39 |
| Total for Entity | \$432 | | \$39 |
| Solem Township (Douglas) | | | |
| Minnesota Association of Townships | 342 | 9.0% | 31 |
| Total for Entity | \$342 | | \$31 |

Table 5
2015 Lobbying Expenditures Paid With Association Dues
Listed by Entity

| Name of Entity (County) Association Name | Total Local Government Dues | Proportion of Dues Used for Lobbying | Total Dues Used for Lobbying |
|--|--|---|---|
| Soler Township (Roseau) | | | |
| Minnesota Association of Townships | 302 | 9.0% | 27 |
| Total for Entity | \$302 | | \$27 |
| Solway Township (Saint Louis) | | | |
| Minnesota Association of Townships | 1,035 | 9.0% | 93 |
| Total for Entity | \$1,035 | | \$93 |
| Somerset Township (Steele) | | | |
| Minnesota Association of Townships | 570 | 9.0% | 51 |
| Total for Entity | \$570 | | \$51 |
| South Bend Township (Blue Earth) | | | |
| Minnesota Association of Townships | 943 | 9.0% | 85 |
| Total for Entity | \$943 | | \$85 |
| South Branch Township (Watonwan) | | | |
| Minnesota Association of Townships | 428 | 9.0% | 39 |
| Total for Entity | \$428 | | \$39 |
| South Central Service Cooperative | | | |
| Minnesota Rural Education Association | 1,600 | 42.4% | 678 |
| Total for Entity | \$1,600 | | \$678 |
| South Fork Township (Kanabec) | | | |
| Minnesota Association of Townships | 592 | 9.0% | 53 |
| Total for Entity | \$592 | | \$53 |
| South Harbor Township (Mille Lacs) | | | |
| Minnesota Association of Townships | 590 | 9.0% | 53 |
| Total for Entity | \$590 | | \$53 |
| South Red River Township (Kittson) | | | |
| Minnesota Association of Townships | 277 | 9.0% | 25 |
| Total for Entity | \$277 | | \$25 |
| South Saint Louis Soil and Water Conservation District | | | |
| Minnesota Association of Soil and Water Conservation Districts | 3,148 | 21.1% | 664 |
| Total for Entity | \$3,148 | | \$664 |

Table 5
2015 Lobbying Expenditures Paid With Association Dues
Listed by Entity

| Name of Entity (County) Association Name | Total Local Government Dues | Proportion of Dues Used for Lobbying | Total Dues Used for Lobbying |
|---|--|---|---|
| South Washington Watershed District | | | |
| League of Minnesota Cities | 1,775 | 10.4% | 185 |
| Minnesota Association of Watershed Districts | 3,500 | 46.7% | 1,634 |
| Total for Entity | \$5,275 | | \$1,819 |
| Southbrook Township (Cottonwood) | | | |
| Minnesota Association of Townships | 293 | 9.0% | 26 |
| Total for Entity | \$293 | | \$26 |
| Southeast Service Cooperative | | | |
| Minnesota Rural Education Association | 1,600 | 42.4% | 678 |
| Total for Entity | \$1,600 | | \$678 |
| Southside Township (Wright) | | | |
| Minnesota Association of Townships | 912 | 9.0% | 82 |
| Total for Entity | \$912 | | \$82 |
| Southwest - West Central Service Cooperative | | | |
| Minnesota Rural Education Association | 1,600 | 42.4% | 678 |
| Total for Entity | \$1,600 | | \$678 |
| SouthWest Metro Educational Cooperative | | | |
| Minnesota Rural Education Association | 600 | 42.4% | 254 |
| Schools for Equity in Education | 675 | 90.5% | 611 |
| Total for Entity | \$1,275 | | \$865 |
| Southwest Metro Transit Commission | | | |
| Suburban Transit Association | 16,754 | 94.7% | 15,866 |
| Total for Entity | \$16,754 | | \$15,866 |
| Southwest Regional Development Commission | | | |
| Greater Minnesota Partnership | 1,000 | 65.9% | 659 |
| Total for Entity | \$1,000 | | \$659 |
| Spalding Township (Aitkin) | | | |
| Minnesota Association of Townships | 439 | 9.0% | 40 |
| Total for Entity | \$439 | | \$40 |

Table 5
2015 Lobbying Expenditures Paid With Association Dues
Listed by Entity

| Name of Entity (County) Association Name | Total Local Government Dues | Proportion of Dues Used for Lobbying | Total Dues Used for Lobbying |
|---|--|---|---|
| Spang Township (Itasca) | | | |
| Minnesota Association of Townships | 425 | 9.0% | 38 |
| Total for Entity | \$425 | | \$38 |
| Sparta Township (Chippewa) | | | |
| Minnesota Association of Townships | 570 | 9.0% | 51 |
| Total for Entity | \$570 | | \$51 |
| Spencer Brook Township (Isanti) | | | |
| Minnesota Association of Townships | 919 | 9.0% | 83 |
| Total for Entity | \$919 | | \$83 |
| Spencer Township (Aitkin) | | | |
| Minnesota Association of Townships | 497 | 9.0% | 45 |
| Total for Entity | \$497 | | \$45 |
| Spirit Mountain | | | |
| League of Minnesota Cities | 1,775 | 10.4% | 185 |
| Total for Entity | \$1,775 | | \$185 |
| Split Rock Township (Carlton) | | | |
| Minnesota Association of Townships | 324 | 9.0% | 29 |
| Total for Entity | \$324 | | \$29 |
| Splithand Township (Itasca) | | | |
| Minnesota Association of Townships | 350 | 9.0% | 32 |
| Total for Entity | \$350 | | \$32 |
| Spring Brook Township (Kittson) | | | |
| Minnesota Association of Townships | 285 | 9.0% | 26 |
| Total for Entity | \$285 | | \$26 |
| Spring Creek Township (Becker) | | | |
| Minnesota Association of Townships | 307 | 9.0% | 28 |
| Total for Entity | \$307 | | \$28 |
| Spring Creek Township (Norman) | | | |
| Minnesota Association of Townships | 294 | 9.0% | 26 |
| Total for Entity | \$294 | | \$26 |

Table 5
2015 Lobbying Expenditures Paid With Association Dues
Listed by Entity

| Name of Entity (County) Association Name | Total Local Government Dues | Proportion of Dues Used for Lobbying | Total Dues Used for Lobbying |
|---|--|---|---|
| Spring Grove Township (Houston) | | | |
| Minnesota Association of Townships | 465 | 9.0% | 42 |
| Total for Entity | \$465 | | \$42 |
| Spring Hill Township (Stearns) | | | |
| Minnesota Association of Townships | 460 | 9.0% | 41 |
| Total for Entity | \$460 | | \$41 |
| Spring Lake Township (Scott) | | | |
| Minnesota Association of Townships | 1,622 | 9.0% | 146 |
| Total for Entity | \$1,622 | | \$146 |
| Spring Prairie Township (Clay) | | | |
| Minnesota Association of Townships | 457 | 9.0% | 41 |
| Total for Entity | \$457 | | \$41 |
| Spring Valley Township (Fillmore) | | | |
| Minnesota Association of Townships | 503 | 9.0% | 45 |
| Total for Entity | \$503 | | \$45 |
| Springdale Township (Redwood) | | | |
| Minnesota Association of Townships | 335 | 9.0% | 30 |
| Total for Entity | \$335 | | \$30 |
| Springfield Township (Cottonwood) | | | |
| Minnesota Association of Townships | 308 | 9.0% | 28 |
| Total for Entity | \$308 | | \$28 |
| Springsteel Island Sewer District | | | |
| League of Minnesota Cities | 1,775 | 10.4% | 185 |
| Total for Entity | \$1,775 | | \$185 |
| Springvale Township (Isanti) | | | |
| Minnesota Association of Townships | 877 | 9.0% | 79 |
| Total for Entity | \$877 | | \$79 |
| Springwater Township (Rock) | | | |
| Minnesota Association of Townships | 422 | 9.0% | 38 |
| Total for Entity | \$422 | | \$38 |

Table 5
2015 Lobbying Expenditures Paid With Association Dues
Listed by Entity

| Name of Entity (County) Association Name | Total Local Government Dues | Proportion of Dues Used for Lobbying | Total Dues Used for Lobbying |
|---|--|---|---|
| Spruce Grove Township (Becker) | | | |
| Minnesota Association of Townships | 472 | 9.0% | 42 |
| Total for Entity | \$472 | | \$42 |
| Spruce Grove Township (Beltrami) | | | |
| Minnesota Association of Townships | 289 | 9.0% | 26 |
| Total for Entity | \$289 | | \$26 |
| Spruce Hill Township (Douglas) | | | |
| Minnesota Association of Townships | 480 | 9.0% | 43 |
| Total for Entity | \$480 | | \$43 |
| Spruce Township (Roseau) | | | |
| Minnesota Association of Townships | 521 | 9.0% | 47 |
| Total for Entity | \$521 | | \$47 |
| Spruce Valley Township (Marshall) | | | |
| Minnesota Association of Townships | 348 | 9.0% | 31 |
| Total for Entity | \$348 | | \$31 |
| Stafford Township (Roseau) | | | |
| Minnesota Association of Townships | 430 | 9.0% | 39 |
| Total for Entity | \$430 | | \$39 |
| Stanchfield Township (Isanti) | | | |
| Minnesota Association of Townships | 806 | 9.0% | 73 |
| Total for Entity | \$806 | | \$73 |
| Stanford Township (Isanti) | | | |
| Minnesota Association of Townships | 1,136 | 9.0% | 102 |
| Total for Entity | \$1,136 | | \$102 |
| Stanley Township (Lyon) | | | |
| Minnesota Association of Townships | 342 | 9.0% | 31 |
| Total for Entity | \$342 | | \$31 |
| Stanton Township (Goodhue) | | | |
| Minnesota Association of Townships | 769 | 9.0% | 69 |
| Total for Entity | \$769 | | \$69 |

Table 5
2015 Lobbying Expenditures Paid With Association Dues
Listed by Entity

| Name of Entity (County) Association Name | Total Local Government Dues | Proportion of Dues Used for Lobbying | Total Dues Used for Lobbying |
|--|--|---|---|
| Staples Township (Todd) | | | |
| Minnesota Association of Townships | 534 | 9.0% | 48 |
| Total for Entity | \$534 | | \$48 |
| Star Lake Township (Otter Tail) | | | |
| Minnesota Association of Townships | 475 | 9.0% | 43 |
| Total for Entity | \$475 | | \$43 |
| Star Township (Pennington) | | | |
| Minnesota Association of Townships | 307 | 9.0% | 28 |
| Total for Entity | \$307 | | \$28 |
| Stark Township (Brown) | | | |
| Minnesota Association of Townships | 448 | 9.0% | 40 |
| Total for Entity | \$448 | | \$40 |
| Stately Township (Brown) | | | |
| Minnesota Association of Townships | 318 | 9.0% | 29 |
| Total for Entity | \$318 | | \$29 |
| Steamboat River Township (Hubbard) | | | |
| Minnesota Association of Townships | 310 | 9.0% | 28 |
| Total for Entity | \$310 | | \$28 |
| Stearns County | | | |
| Association of Minnesota Counties | 30,286 | 14.2% | 4,301 |
| Greater Minnesota Parks and Trails | 450 | 48.8% | 220 |
| Minnesota Inter-County Association | 40,252 | 37.9% | 15,256 |
| Total for Entity | \$70,988 | | \$19,777 |
| Stearns Soil and Water Conservation District | | | |
| Minnesota Association of Soil and Water Conservation Districts | 3,148 | 21.1% | 664 |
| Total for Entity | \$3,148 | | \$664 |
| Steele County | | | |
| Association of Minnesota Counties | 13,900 | 14.2% | 1,974 |
| Highway 14 Partnership | 2,500 | 69.4% | 1,735 |
| Total for Entity | \$16,400 | | \$3,709 |

Table 5
2015 Lobbying Expenditures Paid With Association Dues
Listed by Entity

| Name of Entity (County) Association Name | Total Local Government Dues | Proportion of Dues Used for Lobbying | Total Dues Used for Lobbying |
|--|--|---|---|
| Steele County Soil and Water Conservation District | | | |
| Minnesota Association of Soil and Water Conservation Districts | 3,148 | 21.1% | 664 |
| Total for Entity | \$3,148 | | \$664 |
| Steenerson Township (Beltrami) | | | |
| Minnesota Association of Townships | 276 | 9.0% | 25 |
| Total for Entity | \$276 | | \$25 |
| Sterling Township (Blue Earth) | | | |
| Minnesota Association of Townships | 432 | 9.0% | 39 |
| Total for Entity | \$432 | | \$39 |
| Stevens County | | | |
| Association of Minnesota Counties | 6,266 | 14.2% | 890 |
| Minnesota Rural Counties Caucus | 2,100 | 50.0% | 1,050 |
| Total for Entity | \$8,366 | | \$1,940 |
| Stevens Soil and Water Conservation District | | | |
| Minnesota Association of Soil and Water Conservation Districts | 2,248 | 21.1% | 474 |
| Total for Entity | \$2,248 | | \$474 |
| Stevens Township (Stevens) | | | |
| Minnesota Association of Townships | 296 | 9.0% | 27 |
| Total for Entity | \$296 | | \$27 |
| Stillwater Township (Washington) | | | |
| League of Minnesota Cities | 2,582 | 10.4% | 269 |
| Minnesota Association of Townships | 1,179 | 9.0% | 106 |
| Total for Entity | \$3,761 | | \$375 |
| Stockholm Township (Wright) | | | |
| Minnesota Association of Townships | 657 | 9.0% | 59 |
| Total for Entity | \$657 | | \$59 |
| Stokes Township (Itasca) | | | |
| Minnesota Association of Townships | 343 | 9.0% | 31 |
| Total for Entity | \$343 | | \$31 |

Table 5
2015 Lobbying Expenditures Paid With Association Dues
Listed by Entity

| Name of Entity (County) Association Name | Total Local Government Dues | Proportion of Dues Used for Lobbying | Total Dues Used for Lobbying |
|---|--|---|---|
| Stokes Township (Roseau) | | | |
| Minnesota Association of Townships | 338 | 9.0% | 30 |
| Total for Entity | \$338 | | \$30 |
| Stoneham Township (Chippewa) | | | |
| Minnesota Association of Townships | 346 | 9.0% | 31 |
| Total for Entity | \$346 | | \$31 |
| Stoney Brook Township (Saint Louis) | | | |
| Minnesota Association of Townships | 445 | 9.0% | 40 |
| Total for Entity | \$445 | | \$40 |
| Stony Brook Township (Grant) | | | |
| Minnesota Association of Townships | 313 | 9.0% | 28 |
| Total for Entity | \$313 | | \$28 |
| Stony River Township (Lake) | | | |
| Minnesota Association of Townships | 326 | 9.0% | 29 |
| Total for Entity | \$326 | | \$29 |
| Stony Run Township (Yellow Medicine) | | | |
| Minnesota Association of Townships | 473 | 9.0% | 43 |
| Total for Entity | \$473 | | \$43 |
| Storden Township (Cottonwood) | | | |
| Minnesota Association of Townships | 321 | 9.0% | 29 |
| Total for Entity | \$321 | | \$29 |
| Stowe Prairie Township (Todd) | | | |
| Minnesota Association of Townships | 480 | 9.0% | 43 |
| Total for Entity | \$480 | | \$43 |
| Straight River Township (Hubbard) | | | |
| Minnesota Association of Townships | 574 | 9.0% | 52 |
| Total for Entity | \$574 | | \$52 |
| Strand Township (Norman) | | | |
| Minnesota Association of Townships | 302 | 9.0% | 27 |
| Total for Entity | \$302 | | \$27 |

Table 5
2015 Lobbying Expenditures Paid With Association Dues
Listed by Entity

| Name of Entity (County) Association Name | Total Local Government Dues | Proportion of Dues Used for Lobbying | Total Dues Used for Lobbying |
|---|--|---|---|
| Sturgeon Lake Township (Pine) | | | |
| Minnesota Association of Townships | 502 | 9.0% | 45 |
| Total for Entity | \$502 | | \$45 |
| Sturgeon Township (Saint Louis) | | | |
| Minnesota Association of Townships | 315 | 9.0% | 28 |
| Total for Entity | \$315 | | \$28 |
| Sugar Bush Township (Becker) | | | |
| Minnesota Association of Townships | 501 | 9.0% | 45 |
| Total for Entity | \$501 | | \$45 |
| Sugar Bush Township (Beltrami) | | | |
| Minnesota Association of Townships | 348 | 9.0% | 31 |
| Total for Entity | \$348 | | \$31 |
| Sullivan Township (Polk) | | | |
| Minnesota Association of Townships | 324 | 9.0% | 29 |
| Total for Entity | \$324 | | \$29 |
| Summit Lake Township (Nobles) | | | |
| Minnesota Association of Townships | 447 | 9.0% | 40 |
| Total for Entity | \$447 | | \$40 |
| Summit Township (Beltrami) | | | |
| Minnesota Association of Townships | 350 | 9.0% | 32 |
| Total for Entity | \$350 | | \$32 |
| Summit Township (Steele) | | | |
| Minnesota Association of Townships | 486 | 9.0% | 44 |
| Total for Entity | \$486 | | \$44 |
| Sumner Township (Fillmore) | | | |
| Minnesota Association of Townships | 488 | 9.0% | 44 |
| Total for Entity | \$488 | | \$44 |
| Sumter Township (McLeod) | | | |
| Minnesota Association of Townships | 504 | 9.0% | 45 |
| Total for Entity | \$504 | | \$45 |

Table 5
2015 Lobbying Expenditures Paid With Association Dues
Listed by Entity

| Name of Entity (County) Association Name | Total Local Government Dues | Proportion of Dues Used for Lobbying | Total Dues Used for Lobbying |
|---|--|---|---|
| Sundal Township (Norman) | | | |
| Minnesota Association of Townships | 320 | 9.0% | 29 |
| Total for Entity | \$320 | | \$29 |
| Sundown Township (Redwood) | | | |
| Minnesota Association of Townships | 325 | 9.0% | 29 |
| Total for Entity | \$325 | | \$29 |
| Sunnyside Township (Wilkin) | | | |
| Minnesota Association of Townships | 314 | 9.0% | 28 |
| Total for Entity | \$314 | | \$28 |
| Sunrise Township (Chisago) | | | |
| Minnesota Association of Townships | 1,046 | 9.0% | 94 |
| Total for Entity | \$1,046 | | \$94 |
| Svea Township (Kittson) | | | |
| Minnesota Association of Townships | 284 | 9.0% | 26 |
| Total for Entity | \$284 | | \$26 |
| Sverdrup Township (Otter Tail) | | | |
| Minnesota Association of Townships | 538 | 9.0% | 48 |
| Total for Entity | \$538 | | \$48 |
| Swan Lake Township (Stevens) | | | |
| Minnesota Association of Townships | 320 | 9.0% | 29 |
| Total for Entity | \$320 | | \$29 |
| Swan River Township (Morrison) | | | |
| Minnesota Association of Townships | 581 | 9.0% | 52 |
| Total for Entity | \$581 | | \$52 |
| Swanville Township (Morrison) | | | |
| Minnesota Association of Townships | 509 | 9.0% | 46 |
| Total for Entity | \$509 | | \$46 |
| Swede Grove Township (Meeker) | | | |
| Minnesota Association of Townships | 467 | 9.0% | 42 |
| Total for Entity | \$467 | | \$42 |

Table 5
2015 Lobbying Expenditures Paid With Association Dues
Listed by Entity

| Name of Entity (County) Association Name | Total Local Government Dues | Proportion of Dues Used for Lobbying | Total Dues Used for Lobbying |
|--|--|---|---|
| Swede Prairie Township (Yellow Medicine) | | | |
| Minnesota Association of Townships | 325 | 9.0% | 29 |
| Total for Entity | \$325 | | \$29 |
| Swedes Forest Township (Redwood) | | | |
| Minnesota Association of Townships | 307 | 9.0% | 28 |
| Total for Entity | \$307 | | \$28 |
| Sweet Township (Pipestone) | | | |
| Minnesota Association of Townships | 439 | 9.0% | 40 |
| Total for Entity | \$439 | | \$40 |
| Swenoda Township (Swift) | | | |
| Minnesota Association of Townships | 312 | 9.0% | 28 |
| Total for Entity | \$312 | | \$28 |
| Swift County | | | |
| Association of Minnesota Counties | 6,989 | 14.2% | 992 |
| Total for Entity | \$6,989 | | \$992 |
| Swift Soil and Water Conservation District | | | |
| Minnesota Association of Soil and Water Conservation Districts | 2,248 | 21.1% | 474 |
| Total for Entity | \$2,248 | | \$474 |
| Sylvan Township (Cass) | | | |
| Minnesota Association of Townships | 1,302 | 9.0% | 117 |
| Total for Entity | \$1,302 | | \$117 |
| Synnes Township (Stevens) | | | |
| Minnesota Association of Townships | 307 | 9.0% | 28 |
| Total for Entity | \$307 | | \$28 |
| Tabor Township (Polk) | | | |
| Minnesota Association of Townships | 304 | 9.0% | 27 |
| Total for Entity | \$304 | | \$27 |
| Tamarac Township (Marshall) | | | |
| Minnesota Association of Townships | 293 | 9.0% | 26 |
| Total for Entity | \$293 | | \$26 |

Table 5
2015 Lobbying Expenditures Paid With Association Dues
Listed by Entity

| Name of Entity (County) Association Name | Total Local Government Dues | Proportion of Dues Used for Lobbying | Total Dues Used for Lobbying |
|---|--|---|---|
| Tanberg Township (Wilkin) | | | |
| Minnesota Association of Townships | 291 | 9.0% | 26 |
| Total for Entity | \$291 | | \$26 |
| Tansem Township (Clay) | | | |
| Minnesota Association of Townships | 424 | 9.0% | 38 |
| Total for Entity | \$424 | | \$38 |
| Tara Township (Swift) | | | |
| Minnesota Association of Townships | 296 | 9.0% | 27 |
| Total for Entity | \$296 | | \$27 |
| Tara Township (Traverse) | | | |
| Minnesota Association of Townships | 298 | 9.0% | 27 |
| Total for Entity | \$298 | | \$27 |
| Taylor Township (Beltrami) | | | |
| Minnesota Association of Townships | 303 | 9.0% | 27 |
| Total for Entity | \$303 | | \$27 |
| Taylor Township (Traverse) | | | |
| Minnesota Association of Townships | 303 | 9.0% | 27 |
| Total for Entity | \$303 | | \$27 |
| Technology and Information Educational Services | | | |
| Association of Metropolitan School Districts, Inc. | 3,500 | 71.4% | 2,499 |
| Total for Entity | \$3,500 | | \$2,499 |
| Tegner Township (Kittson) | | | |
| Minnesota Association of Townships | 284 | 9.0% | 26 |
| Total for Entity | \$284 | | \$26 |
| Teien Township (Kittson) | | | |
| Minnesota Association of Townships | 293 | 9.0% | 26 |
| Total for Entity | \$293 | | \$26 |
| Ten Lake Township (Beltrami) | | | |
| Minnesota Association of Townships | 749 | 9.0% | 67 |
| Total for Entity | \$749 | | \$67 |

Table 5
2015 Lobbying Expenditures Paid With Association Dues
Listed by Entity

| Name of Entity (County) Association Name | Total Local Government Dues | Proportion of Dues Used for Lobbying | Total Dues Used for Lobbying |
|---|--|---|---|
| Ten Mile Lake Township (Lac qui Parle) | | | |
| Minnesota Association of Townships | 317 | 9.0% | 29 |
| Total for Entity | \$317 | | \$29 |
| Tenhassen Township (Martin) | | | |
| Minnesota Association of Townships | 422 | 9.0% | 38 |
| Total for Entity | \$422 | | \$38 |
| Terrebonne Township (Red Lake) | | | |
| Minnesota Association of Townships | 319 | 9.0% | 29 |
| Total for Entity | \$319 | | \$29 |
| Thief Lake Township (Marshall) | | | |
| Minnesota Association of Townships | 282 | 9.0% | 25 |
| Total for Entity | \$282 | | \$25 |
| Third River Township (Itasca) | | | |
| Minnesota Association of Townships | 287 | 9.0% | 26 |
| Total for Entity | \$287 | | \$26 |
| Thomastown Township (Wadena) | | | |
| Minnesota Association of Townships | 602 | 9.0% | 54 |
| Total for Entity | \$602 | | \$54 |
| Thompson Township (Kittson) | | | |
| Minnesota Association of Townships | 316 | 9.0% | 28 |
| Total for Entity | \$316 | | \$28 |
| Thomson Township (Carlton) | | | |
| League of Minnesota Cities | 5,256 | 10.4% | 547 |
| Minnesota Association of Townships | 2,020 | 9.0% | 182 |
| Total for Entity | \$7,276 | | \$729 |
| Thorpe Township (Hubbard) | | | |
| Minnesota Association of Townships | 286 | 9.0% | 26 |
| Total for Entity | \$286 | | \$26 |
| Three Lakes Township (Redwood) | | | |
| Minnesota Association of Townships | 328 | 9.0% | 30 |
| Total for Entity | \$328 | | \$30 |

Table 5
2015 Lobbying Expenditures Paid With Association Dues
Listed by Entity

| Name of Entity (County) Association Name | Total Local Government Dues | Proportion of Dues Used for Lobbying | Total Dues Used for Lobbying |
|--|--|---|---|
| Three Rivers Park District | | | |
| League of Minnesota Cities | 1,775 | 10.4% | 185 |
| Total for Entity | \$1,775 | | \$185 |
| Thunder Lake Township (Cass) | | | |
| Minnesota Association of Townships | 427 | 9.0% | 38 |
| Total for Entity | \$427 | | \$38 |
| Timothy Township (Crow Wing) | | | |
| Minnesota Association of Townships | 319 | 9.0% | 29 |
| Total for Entity | \$319 | | \$29 |
| Tintah Township (Traverse) | | | |
| Minnesota Association of Townships | 281 | 9.0% | 25 |
| Total for Entity | \$281 | | \$25 |
| Toad Lake Township (Becker) | | | |
| Minnesota Association of Townships | 515 | 9.0% | 46 |
| Total for Entity | \$515 | | \$46 |
| Todd County | | | |
| Association of Minnesota Counties | 10,775 | 14.2% | 1,530 |
| Minnesota Rural Counties Caucus | 2,100 | 50.0% | 1,050 |
| Total for Entity | \$12,875 | | \$2,580 |
| Todd Soil and Water Conservation District | | | |
| Minnesota Association of Soil and Water Conservation Districts | 2,531 | 21.1% | 534 |
| Total for Entity | \$2,531 | | \$534 |
| Todd Township (Hubbard) | | | |
| Minnesota Association of Townships | 856 | 9.0% | 77 |
| Total for Entity | \$856 | | \$77 |
| Tofte Township (Cook) | | | |
| Minnesota Association of Townships | 350 | 9.0% | 32 |
| Total for Entity | \$350 | | \$32 |
| Toivola Township (Saint Louis) | | | |
| Minnesota Association of Townships | 326 | 9.0% | 29 |
| Total for Entity | \$326 | | \$29 |

Table 5
2015 Lobbying Expenditures Paid With Association Dues
Listed by Entity

| Name of Entity (County) Association Name | Total Local Government Dues | Proportion of Dues Used for Lobbying | Total Dues Used for Lobbying |
|--|--|---|---|
| Toqua Township (Big Stone) | | | |
| Minnesota Association of Townships | 286 | 9.0% | 26 |
| Total for Entity | \$286 | | \$26 |
| Tordenskjold Township (Otter Tail) | | | |
| Minnesota Association of Townships | 513 | 9.0% | 46 |
| Total for Entity | \$513 | | \$46 |
| Torning Township (Swift) | | | |
| Minnesota Association of Townships | 476 | 9.0% | 43 |
| Total for Entity | \$476 | | \$43 |
| Torrey Township (Cass) | | | |
| Minnesota Association of Townships | 321 | 9.0% | 29 |
| Total for Entity | \$321 | | \$29 |
| Transit Township (Sibley) | | | |
| Minnesota Association of Townships | 425 | 9.0% | 38 |
| Total for Entity | \$425 | | \$38 |
| Traverse County | | | |
| Association of Minnesota Counties | 3,448 | 14.2% | 490 |
| Minnesota Rural Counties Caucus | 2,100 | 50.0% | 1,050 |
| Total for Entity | \$5,548 | | \$1,540 |
| Traverse Soil and Water Conservation District | | | |
| Minnesota Association of Soil and Water Conservation Districts | 2,248 | 21.1% | 474 |
| Total for Entity | \$2,248 | | \$474 |
| Traverse Township (Nicollet) | | | |
| Minnesota Association of Townships | 448 | 9.0% | 40 |
| Total for Entity | \$448 | | \$40 |
| Trelipe Township (Cass) | | | |
| Minnesota Association of Townships | 315 | 9.0% | 28 |
| Total for Entity | \$315 | | \$28 |
| Trondhjem Township (Otter Tail) | | | |
| Minnesota Association of Townships | 333 | 9.0% | 30 |
| Total for Entity | \$333 | | \$30 |

Table 5
2015 Lobbying Expenditures Paid With Association Dues
Listed by Entity

| Name of Entity (County) Association Name | Total Local Government Dues | Proportion of Dues Used for Lobbying | Total Dues Used for Lobbying |
|---|--|---|---|
| Trout Lake Township (Itasca) | | | |
| Minnesota Association of Townships | 762 | 9.0% | 69 |
| Total for Entity | \$762 | | \$69 |
| Troy Township (Pipestone) | | | |
| Minnesota Association of Townships | 427 | 9.0% | 38 |
| Total for Entity | \$427 | | \$38 |
| Troy Township (Renville) | | | |
| Minnesota Association of Townships | 425 | 9.0% | 38 |
| Total for Entity | \$425 | | \$38 |
| Tumuli Township (Otter Tail) | | | |
| Minnesota Association of Townships | 481 | 9.0% | 43 |
| Total for Entity | \$481 | | \$43 |
| Tunsberg Township (Chippewa) | | | |
| Minnesota Association of Townships | 332 | 9.0% | 30 |
| Total for Entity | \$332 | | \$30 |
| Turner Township (Aitkin) | | | |
| Minnesota Association of Townships | 336 | 9.0% | 30 |
| Total for Entity | \$336 | | \$30 |
| Turtle Creek Township (Todd) | | | |
| Minnesota Association of Townships | 429 | 9.0% | 39 |
| Total for Entity | \$429 | | \$39 |
| Turtle Creek Watershed District | | | |
| Minnesota Association of Watershed Districts | 1,594 | 46.7% | 744 |
| Total for Entity | \$1,594 | | \$744 |
| Turtle Lake Township (Beltrami) | | | |
| Minnesota Association of Townships | 794 | 9.0% | 71 |
| Total for Entity | \$794 | | \$71 |
| Turtle Lake Township (Cass) | | | |
| Minnesota Association of Townships | 556 | 9.0% | 50 |
| Total for Entity | \$556 | | \$50 |

Table 5
2015 Lobbying Expenditures Paid With Association Dues
Listed by Entity

| Name of Entity (County) Association Name | Total Local Government Dues | Proportion of Dues Used for Lobbying | Total Dues Used for Lobbying |
|---|--|---|---|
| Turtle River Township (Beltrami) | | | |
| Minnesota Association of Townships | 767 | 9.0% | 69 |
| Total for Entity | \$767 | | \$69 |
| Twin Lakes Township (Carlton) | | | |
| Minnesota Association of Townships | 1,078 | 9.0% | 97 |
| Total for Entity | \$1,078 | | \$97 |
| Twin Lakes Township (Mahnommen) | | | |
| Minnesota Association of Townships | 605 | 9.0% | 54 |
| Total for Entity | \$605 | | \$54 |
| Two Inlets Township (Becker) | | | |
| Minnesota Association of Townships | 342 | 9.0% | 31 |
| Total for Entity | \$342 | | \$31 |
| Two Rivers Township (Morrison) | | | |
| Minnesota Association of Townships | 556 | 9.0% | 50 |
| Total for Entity | \$556 | | \$50 |
| Two Rivers Watershed District | | | |
| Minnesota Association of Watershed Districts | 1,897 | 46.7% | 886 |
| Total for Entity | \$1,897 | | \$886 |
| Tynsid Township (Polk) | | | |
| Minnesota Association of Townships | 292 | 9.0% | 26 |
| Total for Entity | \$292 | | \$26 |
| Tyro Township (Yellow Medicine) | | | |
| Minnesota Association of Townships | 326 | 9.0% | 29 |
| Total for Entity | \$326 | | \$29 |
| Tyrone Township (Le Sueur) | | | |
| Minnesota Association of Townships | 520 | 9.0% | 47 |
| Total for Entity | \$520 | | \$47 |
| Udolpho Township (Mower) | | | |
| Minnesota Association of Townships | 482 | 9.0% | 43 |
| Total for Entity | \$482 | | \$43 |

Table 5
2015 Lobbying Expenditures Paid With Association Dues
Listed by Entity

| Name of Entity (County) Association Name | Total Local Government Dues | Proportion of Dues Used for Lobbying | Total Dues Used for Lobbying |
|---|--|---|---|
| Ulen Township (Clay) | | | |
| Minnesota Association of Townships | 326 | 9.0% | 29 |
| Total for Entity | \$326 | | \$29 |
| Underwood Township (Redwood) | | | |
| Minnesota Association of Townships | 336 | 9.0% | 30 |
| Total for Entity | \$336 | | \$30 |
| Union Grove Township (Meeker) | | | |
| Minnesota Association of Townships | 545 | 9.0% | 49 |
| Total for Entity | \$545 | | \$49 |
| Union Township (Houston) | | | |
| Minnesota Association of Townships | 460 | 9.0% | 41 |
| Total for Entity | \$460 | | \$41 |
| Upper Minnesota River Watershed District | | | |
| League of Minnesota Cities | 1,775 | 10.4% | 185 |
| Minnesota Association of Watershed Districts | 1,760 | 46.7% | 822 |
| Total for Entity | \$3,535 | | \$1,007 |
| Upper Minnesota Valley Regional Development Commission | | | |
| Greater Minnesota Partnership | 1,000 | 65.9% | 659 |
| Total for Entity | \$1,000 | | \$659 |
| Urness Township (Douglas) | | | |
| Minnesota Association of Townships | 346 | 9.0% | 31 |
| Total for Entity | \$346 | | \$31 |
| Utica Township (Winona) | | | |
| Minnesota Association of Townships | 536 | 9.0% | 48 |
| Total for Entity | \$536 | | \$48 |
| Vail Township (Redwood) | | | |
| Minnesota Association of Townships | 342 | 9.0% | 31 |
| Total for Entity | \$342 | | \$31 |
| Vallers Township (Lyon) | | | |
| Minnesota Association of Townships | 335 | 9.0% | 30 |
| Total for Entity | \$335 | | \$30 |

Table 5
2015 Lobbying Expenditures Paid With Association Dues
Listed by Entity

| Name of Entity (County) Association Name | Total Local Government Dues | Proportion of Dues Used for Lobbying | Total Dues Used for Lobbying |
|---|--|---|---|
| Valley Branch Watershed District | | | |
| Minnesota Association of Watershed Districts | 3,500 | 46.7% | 1,634 |
| Total for Entity | \$3,500 | | \$1,634 |
| Valley Township (Marshall) | | | |
| Minnesota Association of Townships | 316 | 9.0% | 28 |
| Total for Entity | \$316 | | \$28 |
| Van Buren Township (Saint Louis) | | | |
| Minnesota Association of Townships | 329 | 9.0% | 30 |
| Total for Entity | \$329 | | \$30 |
| Vasa Township (Goodhue) | | | |
| Minnesota Association of Townships | 632 | 9.0% | 57 |
| Total for Entity | \$632 | | \$57 |
| Vega Township (Marshall) | | | |
| Minnesota Association of Townships | 311 | 9.0% | 28 |
| Total for Entity | \$311 | | \$28 |
| Veldt Township (Marshall) | | | |
| Minnesota Association of Townships | 279 | 9.0% | 25 |
| Total for Entity | \$279 | | \$25 |
| Verdi Township (Lincoln) | | | |
| Minnesota Association of Townships | 333 | 9.0% | 30 |
| Total for Entity | \$333 | | \$30 |
| Verdon Township (Aitkin) | | | |
| Minnesota Association of Townships | 284 | 9.0% | 26 |
| Total for Entity | \$284 | | \$26 |
| Vermilion Lake Township (Saint Louis) | | | |
| Minnesota Association of Townships | 429 | 9.0% | 39 |
| Total for Entity | \$429 | | \$39 |
| Vermillion Township (Dakota) | | | |
| Minnesota Association of Townships | 810 | 9.0% | 73 |
| Total for Entity | \$810 | | \$73 |

Table 5
2015 Lobbying Expenditures Paid With Association Dues
Listed by Entity

| Name of Entity (County) Association Name | Total Local Government Dues | Proportion of Dues Used for Lobbying | Total Dues Used for Lobbying |
|---|--|---|---|
| Vernon Center Township (Blue Earth) | | | |
| Minnesota Association of Townships | 424 | 9.0% | 38 |
| Total for Entity | \$424 | | \$38 |
| Vernon Township (Dodge) | | | |
| Minnesota Association of Townships | 555 | 9.0% | 50 |
| Total for Entity | \$555 | | \$50 |
| Verona Township (Faribault) | | | |
| Minnesota Association of Townships | 451 | 9.0% | 41 |
| Total for Entity | \$451 | | \$41 |
| Vesta Township (Redwood) | | | |
| Minnesota Association of Townships | 331 | 9.0% | 30 |
| Total for Entity | \$331 | | \$30 |
| Victor Township (Wright) | | | |
| Minnesota Association of Townships | 749 | 9.0% | 67 |
| Total for Entity | \$749 | | \$67 |
| Viding Township (Clay) | | | |
| Minnesota Association of Townships | 303 | 9.0% | 27 |
| Total for Entity | \$303 | | \$27 |
| Vienna Township (Rock) | | | |
| Minnesota Association of Townships | 317 | 9.0% | 29 |
| Total for Entity | \$317 | | \$29 |
| Viking Township (Marshall) | | | |
| Minnesota Association of Townships | 319 | 9.0% | 29 |
| Total for Entity | \$319 | | \$29 |
| Villard Township (Todd) | | | |
| Minnesota Association of Townships | 544 | 9.0% | 49 |
| Total for Entity | \$544 | | \$49 |
| Vineland Township (Polk) | | | |
| Minnesota Association of Townships | 296 | 9.0% | 27 |
| Total for Entity | \$296 | | \$27 |

Table 5
2015 Lobbying Expenditures Paid With Association Dues
Listed by Entity

| Name of Entity (County) Association Name | Total Local Government Dues | Proportion of Dues Used for Lobbying | Total Dues Used for Lobbying |
|--|--|---|---|
| Viola Township (Olmsted) | | | |
| Minnesota Association of Townships | 536 | 9.0% | 48 |
| Total for Entity | \$536 | | \$48 |
| Vivian Township (Waseca) | | | |
| Minnesota Association of Townships | 423 | 9.0% | 38 |
| Total for Entity | \$423 | | \$38 |
| Waasa Township (Saint Louis) | | | |
| Minnesota Association of Townships | 349 | 9.0% | 31 |
| Total for Entity | \$349 | | \$31 |
| Wabana Township (Itasca) | | | |
| Minnesota Association of Townships | 513 | 9.0% | 46 |
| Total for Entity | \$513 | | \$46 |
| Wabasha County | | | |
| Association of Minnesota Counties | 10,419 | 14.2% | 1,479 |
| Total for Entity | \$10,419 | | \$1,479 |
| Wabasha Soil and Water Conservation District | | | |
| Minnesota Association of Soil and Water Conservation Districts | 2,849 | 21.1% | 601 |
| Total for Entity | \$2,849 | | \$601 |
| Wabedo Township (Cass) | | | |
| Minnesota Association of Townships | 454 | 9.0% | 41 |
| Total for Entity | \$454 | | \$41 |
| Waconia Township (Carver) | | | |
| Minnesota Association of Townships | 811 | 9.0% | 73 |
| Total for Entity | \$811 | | \$73 |
| Wacouta Township (Goodhue) | | | |
| Minnesota Association of Townships | 466 | 9.0% | 42 |
| Total for Entity | \$466 | | \$42 |
| Wadena County | | | |
| Association of Minnesota Counties | 6,738 | 14.2% | 957 |
| Minnesota Rural Counties Caucus | 2,100 | 50.0% | 1,050 |
| Total for Entity | \$8,838 | | \$2,007 |

Table 5
2015 Lobbying Expenditures Paid With Association Dues
Listed by Entity

| Name of Entity (County) Association Name | Total Local Government Dues | Proportion of Dues Used for Lobbying | Total Dues Used for Lobbying |
|--|--|---|---|
| Wadena Soil and Water Conservation District | | | |
| Minnesota Association of Soil and Water Conservation Districts | 2,248 | 21.1% | 474 |
| Total for Entity | \$2,248 | | \$474 |
| Wadena Township (Wadena) | | | |
| Minnesota Association of Townships | 615 | 9.0% | 55 |
| Total for Entity | \$615 | | \$55 |
| Wagner Township (Aitkin) | | | |
| Minnesota Association of Townships | 445 | 9.0% | 40 |
| Total for Entity | \$445 | | \$40 |
| Wakefield Township (Stearns) | | | |
| Minnesota Association of Townships | 1,299 | 9.0% | 117 |
| Total for Entity | \$1,299 | | \$117 |
| Walcott Township (Rice) | | | |
| Minnesota Association of Townships | 647 | 9.0% | 58 |
| Total for Entity | \$647 | | \$58 |
| Walden Township (Cass) | | | |
| Minnesota Association of Townships | 501 | 9.0% | 45 |
| Total for Entity | \$501 | | \$45 |
| Walden Township (Pope) | | | |
| Minnesota Association of Townships | 322 | 9.0% | 29 |
| Total for Entity | \$322 | | \$29 |
| Walls Township (Traverse) | | | |
| Minnesota Association of Townships | 290 | 9.0% | 26 |
| Total for Entity | \$290 | | \$26 |
| Walnut Lake Township (Faribault) | | | |
| Minnesota Association of Townships | 333 | 9.0% | 30 |
| Total for Entity | \$333 | | \$30 |
| Walter Township (Lac qui Parle) | | | |
| Minnesota Association of Townships | 315 | 9.0% | 28 |
| Total for Entity | \$315 | | \$28 |

Table 5
2015 Lobbying Expenditures Paid With Association Dues
Listed by Entity

| Name of Entity (County) Association Name | Total Local Government Dues | Proportion of Dues Used for Lobbying | Total Dues Used for Lobbying |
|---|--|---|---|
| Waltham Township (Mower) | | | |
| Minnesota Association of Townships | 446 | 9.0% | 40 |
| Total for Entity | \$446 | | \$40 |
| Walworth Township (Becker) | | | |
| Minnesota Association of Townships | 299 | 9.0% | 27 |
| Total for Entity | \$299 | | \$27 |
| Wanamingo Township (Goodhue) | | | |
| Minnesota Association of Townships | 484 | 9.0% | 44 |
| Total for Entity | \$484 | | \$44 |
| Wang Township (Renville) | | | |
| Minnesota Association of Townships | 347 | 9.0% | 31 |
| Total for Entity | \$347 | | \$31 |
| Wanger Township (Marshall) | | | |
| Minnesota Association of Townships | 292 | 9.0% | 26 |
| Total for Entity | \$292 | | \$26 |
| Ward Township (Todd) | | | |
| Minnesota Association of Townships | 478 | 9.0% | 43 |
| Total for Entity | \$478 | | \$43 |
| Warren Township (Winona) | | | |
| Minnesota Association of Townships | 546 | 9.0% | 49 |
| Total for Entity | \$546 | | \$49 |
| Warrenton Township (Marshall) | | | |
| Minnesota Association of Townships | 301 | 9.0% | 27 |
| Total for Entity | \$301 | | \$27 |
| Warroad Watershed District | | | |
| Minnesota Association of Watershed Districts | 372 | 46.7% | 174 |
| Total for Entity | \$372 | | \$174 |
| Warsaw Township (Goodhue) | | | |
| Minnesota Association of Townships | 535 | 9.0% | 48 |
| Total for Entity | \$535 | | \$48 |

Table 5
2015 Lobbying Expenditures Paid With Association Dues
Listed by Entity

| Name of Entity (County) Association Name | Total Local Government Dues | Proportion of Dues Used for Lobbying | Total Dues Used for Lobbying |
|--|--|---|---|
| Warsaw Township (Rice) | | | |
| Minnesota Association of Townships | 834 | 9.0% | 75 |
| Total for Entity | \$834 | | \$75 |
| Waseca County | | | |
| Association of Minnesota Counties | 9,588 | 14.2% | 1,361 |
| Highway 14 Partnership | 2,500 | 69.4% | 1,735 |
| Total for Entity | \$12,088 | | \$3,096 |
| Waseca Soil and Water Conservation District | | | |
| Minnesota Association of Soil and Water Conservation Districts | 2,621 | 21.1% | 553 |
| Total for Entity | \$2,621 | | \$553 |
| Washington County | | | |
| Association of Minnesota Counties | 40,110 | 14.2% | 5,696 |
| Minnesota Inter-County Association | 65,672 | 37.9% | 24,890 |
| Total for Entity | \$105,782 | | \$30,586 |
| Washington Lake Township (Sibley) | | | |
| Minnesota Association of Townships | 496 | 9.0% | 45 |
| Total for Entity | \$496 | | \$45 |
| Washington Soil and Water Conservation District | | | |
| Minnesota Association of Soil and Water Conservation Districts | 3,148 | 21.1% | 664 |
| Total for Entity | \$3,148 | | \$664 |
| Washington Township (Le Sueur) | | | |
| Minnesota Association of Townships | 568 | 9.0% | 51 |
| Total for Entity | \$568 | | \$51 |
| Wasioja Township (Dodge) | | | |
| Minnesota Association of Townships | 632 | 9.0% | 57 |
| Total for Entity | \$632 | | \$57 |
| Waskish Township (Beltrami) | | | |
| Minnesota Association of Townships | 308 | 9.0% | 28 |
| Total for Entity | \$308 | | \$28 |

Table 5
2015 Lobbying Expenditures Paid With Association Dues
Listed by Entity

| Name of Entity (County) Association Name | Total Local Government Dues | Proportion of Dues Used for Lobbying | Total Dues Used for Lobbying |
|--|--|---|---|
| Watab Township (Benton) | | | |
| Minnesota Association of Townships | 1,414 | 9.0% | 127 |
| Total for Entity | \$1,414 | | \$127 |
| Waterbury Township (Redwood) | | | |
| Minnesota Association of Townships | 329 | 9.0% | 30 |
| Total for Entity | \$329 | | \$30 |
| Waterford Township (Dakota) | | | |
| Minnesota Association of Townships | 500 | 9.0% | 45 |
| Total for Entity | \$500 | | \$45 |
| Watertown Township (Carver) | | | |
| Minnesota Association of Townships | 796 | 9.0% | 72 |
| Total for Entity | \$796 | | \$72 |
| Waterville Township (Le Sueur) | | | |
| Minnesota Association of Townships | 568 | 9.0% | 51 |
| Total for Entity | \$568 | | \$51 |
| Watowan County | | | |
| Association of Minnesota Counties | 6,797 | 14.2% | 965 |
| Total for Entity | \$6,797 | | \$965 |
| Watowan Soil and Water Conservation District | | | |
| Minnesota Association of Soil and Water Conservation Districts | 2,248 | 21.1% | 474 |
| Total for Entity | \$2,248 | | \$474 |
| Watopa Township (Wabasha) | | | |
| Minnesota Association of Townships | 346 | 9.0% | 31 |
| Total for Entity | \$346 | | \$31 |
| Waukenabo Township (Aitkin) | | | |
| Minnesota Association of Townships | 444 | 9.0% | 40 |
| Total for Entity | \$444 | | \$40 |
| Waukon Township (Norman) | | | |
| Minnesota Association of Townships | 303 | 9.0% | 27 |
| Total for Entity | \$303 | | \$27 |

Table 5
2015 Lobbying Expenditures Paid With Association Dues
Listed by Entity

| Name of Entity (County) Association Name | Total Local Government Dues | Proportion of Dues Used for Lobbying | Total Dues Used for Lobbying |
|---|--|---|---|
| Waverly Township (Martin) | | | |
| Minnesota Association of Townships | 333 | 9.0% | 30 |
| Total for Entity | \$333 | | \$30 |
| Wawina Township (Itasca) | | | |
| Minnesota Association of Townships | 294 | 9.0% | 26 |
| Total for Entity | \$294 | | \$26 |
| Wealthwood Township (Aitkin) | | | |
| Minnesota Association of Townships | 427 | 9.0% | 38 |
| Total for Entity | \$427 | | \$38 |
| Webster Township (Rice) | | | |
| Minnesota Association of Townships | 977 | 9.0% | 88 |
| Total for Entity | \$977 | | \$88 |
| Weimer Township (Jackson) | | | |
| Minnesota Association of Townships | 314 | 9.0% | 28 |
| Total for Entity | \$314 | | \$28 |
| Welch Township (Goodhue) | | | |
| Minnesota Association of Townships | 579 | 9.0% | 52 |
| Total for Entity | \$579 | | \$52 |
| Wellington Township (Renville) | | | |
| Minnesota Association of Townships | 328 | 9.0% | 30 |
| Total for Entity | \$328 | | \$30 |
| Wells Township (Rice) | | | |
| Minnesota Association of Townships | 916 | 9.0% | 82 |
| Total for Entity | \$916 | | \$82 |
| Wergeland Township (Yellow Medicine) | | | |
| Minnesota Association of Townships | 317 | 9.0% | 29 |
| Total for Entity | \$317 | | \$29 |
| West Albany Township (Wabasha) | | | |
| Minnesota Association of Townships | 468 | 9.0% | 42 |
| Total for Entity | \$468 | | \$42 |

Table 5
2015 Lobbying Expenditures Paid With Association Dues
Listed by Entity

| Name of Entity (County) Association Name | Total Local Government Dues | Proportion of Dues Used for Lobbying | Total Dues Used for Lobbying |
|--|--|---|---|
| West Bank Township (Swift) | | | |
| Minnesota Association of Townships | 319 | 9.0% | 29 |
| Total for Entity | \$319 | | \$29 |
| West Heron Lake Township (Jackson) | | | |
| Minnesota Association of Townships | 328 | 9.0% | 30 |
| Total for Entity | \$328 | | \$30 |
| West Lakeland Township (Washington) | | | |
| Minnesota Association of Townships | 1,767 | 9.0% | 159 |
| Total for Entity | \$1,767 | | \$159 |
| West Metro Education Program 6069 | | | |
| Association of Metropolitan School Districts, Inc. | 6,450 | 71.4% | 4,605 |
| Total for Entity | \$6,450 | | \$4,605 |
| West Newton Township (Nicollet) | | | |
| Minnesota Association of Townships | 473 | 9.0% | 43 |
| Total for Entity | \$473 | | \$43 |
| West Otter Tail Soil and Water Conservation District | | | |
| Minnesota Association of Soil and Water Conservation Districts | 3,148 | 21.1% | 664 |
| Total for Entity | \$3,148 | | \$664 |
| West Polk Soil and Water Conservation District | | | |
| Minnesota Association of Soil and Water Conservation Districts | 2,248 | 21.1% | 474 |
| Total for Entity | \$2,248 | | \$474 |
| West Union Township (Todd) | | | |
| Minnesota Association of Townships | 422 | 9.0% | 38 |
| Total for Entity | \$422 | | \$38 |
| West Valley Township (Marshall) | | | |
| Minnesota Association of Townships | 313 | 9.0% | 28 |
| Total for Entity | \$313 | | \$28 |
| Westbrook Township (Cottonwood) | | | |
| Minnesota Association of Townships | 338 | 9.0% | 30 |
| Total for Entity | \$338 | | \$30 |

Table 5
2015 Lobbying Expenditures Paid With Association Dues
Listed by Entity

| Name of Entity (County) Association Name | Total Local Government Dues | Proportion of Dues Used for Lobbying | Total Dues Used for Lobbying |
|---|--|---|---|
| Westerheim Township (Lyon) | | | |
| Minnesota Association of Townships | 346 | 9.0% | 31 |
| Total for Entity | \$346 | | \$31 |
| Western Lake Superior Sanitary District | | | |
| League of Minnesota Cities | 1,775 | 10.4% | 185 |
| Total for Entity | \$1,775 | | \$185 |
| Western Township (Otter Tail) | | | |
| Minnesota Association of Townships | 309 | 9.0% | 28 |
| Total for Entity | \$309 | | \$28 |
| Westfield Township (Dodge) | | | |
| Minnesota Association of Townships | 486 | 9.0% | 44 |
| Total for Entity | \$486 | | \$44 |
| Westford Township (Martin) | | | |
| Minnesota Association of Townships | 434 | 9.0% | 39 |
| Total for Entity | \$434 | | \$39 |
| Westline Township (Redwood) | | | |
| Minnesota Association of Townships | 325 | 9.0% | 29 |
| Total for Entity | \$325 | | \$29 |
| Westport Township (Pope) | | | |
| Minnesota Association of Townships | 427 | 9.0% | 38 |
| Total for Entity | \$427 | | \$38 |
| Westside Township (Nobles) | | | |
| Minnesota Association of Townships | 339 | 9.0% | 31 |
| Total for Entity | \$339 | | \$31 |
| Wheatland Township (Rice) | | | |
| Minnesota Association of Townships | 805 | 9.0% | 72 |
| Total for Entity | \$805 | | \$72 |
| Wheeling Township (Rice) | | | |
| Minnesota Association of Townships | 519 | 9.0% | 47 |
| Total for Entity | \$519 | | \$47 |

Table 5
2015 Lobbying Expenditures Paid With Association Dues
Listed by Entity

| Name of Entity (County) Association Name | Total Local Government Dues | Proportion of Dues Used for Lobbying | Total Dues Used for Lobbying |
|---|--|---|---|
| White Bear Lake Conservation District | | | |
| League of Minnesota Cities | 1,775 | 10.4% | 185 |
| Total for Entity | \$1,775 | | \$185 |
| White Bear Lake Township (Pope) | | | |
| Minnesota Association of Townships | 478 | 9.0% | 43 |
| Total for Entity | \$478 | | \$43 |
| White Bear Township (Ramsey) | | | |
| League of Minnesota Cities | 10,114 | 10.4% | 1,052 |
| Minnesota Association of Townships | 3,983 | 9.0% | 358 |
| Total for Entity | \$14,097 | | \$1,410 |
| White Earth Township (Becker) | | | |
| Minnesota Association of Townships | 605 | 9.0% | 54 |
| Total for Entity | \$605 | | \$54 |
| White Oak Township (Hubbard) | | | |
| Minnesota Association of Townships | 496 | 9.0% | 45 |
| Total for Entity | \$496 | | \$45 |
| White Pine Township (Aitkin) | | | |
| Minnesota Association of Townships | 280 | 9.0% | 25 |
| Total for Entity | \$280 | | \$25 |
| White Township (Saint Louis) | | | |
| League of Minnesota Cities | 1,699 | 10.4% | 177 |
| Minnesota Association of Townships | 903 | 9.0% | 81 |
| Total for Entity | \$2,602 | | \$258 |
| Whited Township (Kanabec) | | | |
| Minnesota Association of Townships | 633 | 9.0% | 57 |
| Total for Entity | \$633 | | \$57 |
| Whitefield Township (Kandiyohi) | | | |
| Minnesota Association of Townships | 505 | 9.0% | 45 |
| Total for Entity | \$505 | | \$45 |

Table 5
2015 Lobbying Expenditures Paid With Association Dues
Listed by Entity

| Name of Entity (County) Association Name | Total Local Government Dues | Proportion of Dues Used for Lobbying | Total Dues Used for Lobbying |
|--|--|---|---|
| Whiteford Township (Marshall) | | | |
| Minnesota Association of Townships | 284 | 9.0% | 26 |
| Total for Entity | \$284 | | \$26 |
| Whitewater Township (Winona) | | | |
| Minnesota Association of Townships | 334 | 9.0% | 30 |
| Total for Entity | \$334 | | \$30 |
| Wild Rice Township (Norman) | | | |
| Minnesota Association of Townships | 347 | 9.0% | 31 |
| Total for Entity | \$347 | | \$31 |
| Wild Rice Watershed District | | | |
| Minnesota Association of Watershed Districts | 3,500 | 46.7% | 1,634 |
| Total for Entity | \$3,500 | | \$1,634 |
| Wildwood Township (Itasca) | | | |
| Minnesota Association of Townships | 333 | 9.0% | 30 |
| Total for Entity | \$333 | | \$30 |
| Wilkin County | | | |
| Association of Minnesota Counties | 6,173 | 14.2% | 877 |
| Total for Entity | \$6,173 | | \$877 |
| Wilkin Soil and Water Conservation District | | | |
| Minnesota Association of Soil and Water Conservation Districts | 2,248 | 21.1% | 474 |
| Total for Entity | \$2,248 | | \$474 |
| Wilkinson Township (Cass) | | | |
| Minnesota Association of Townships | 467 | 9.0% | 42 |
| Total for Entity | \$467 | | \$42 |
| Williams Township (Aitkin) | | | |
| Minnesota Association of Townships | 312 | 9.0% | 28 |
| Total for Entity | \$312 | | \$28 |
| Willmar Township (Kandiyohi) | | | |
| Minnesota Association of Townships | 509 | 9.0% | 46 |
| Total for Entity | \$509 | | \$46 |

Table 5
2015 Lobbying Expenditures Paid With Association Dues
Listed by Entity

| Name of Entity (County) Association Name | Total Local Government Dues | Proportion of Dues Used for Lobbying | Total Dues Used for Lobbying |
|---|--|---|---|
| Willow Lake Township (Redwood) | | | |
| Minnesota Association of Townships | 338 | 9.0% | 30 |
| Total for Entity | \$338 | | \$30 |
| Willow Valley Township (Saint Louis) | | | |
| Minnesota Association of Townships | 309 | 9.0% | 28 |
| Total for Entity | \$309 | | \$28 |
| Wilma Township (Pine) | | | |
| Minnesota Association of Townships | 293 | 9.0% | 26 |
| Total for Entity | \$293 | | \$26 |
| Wilmington Township (Houston) | | | |
| Minnesota Association of Townships | 476 | 9.0% | 43 |
| Total for Entity | \$476 | | \$43 |
| Wilmont Township (Nobles) | | | |
| Minnesota Association of Townships | 327 | 9.0% | 29 |
| Total for Entity | \$327 | | \$29 |
| Wilson Township (Cass) | | | |
| Minnesota Association of Townships | 545 | 9.0% | 49 |
| Total for Entity | \$545 | | \$49 |
| Wilson Township (Winona) | | | |
| Minnesota Association of Townships | 777 | 9.0% | 70 |
| Total for Entity | \$777 | | \$70 |
| Wilton Township (Waseca) | | | |
| Minnesota Association of Townships | 456 | 9.0% | 41 |
| Total for Entity | \$456 | | \$41 |
| Winchester Township (Norman) | | | |
| Minnesota Association of Townships | 285 | 9.0% | 26 |
| Total for Entity | \$285 | | \$26 |
| Windemere Township (Pine) | | | |
| Minnesota Association of Townships | 942 | 9.0% | 85 |
| Total for Entity | \$942 | | \$85 |

Table 5
2015 Lobbying Expenditures Paid With Association Dues
Listed by Entity

| Name of Entity (County) Association Name | Total Local Government Dues | Proportion of Dues Used for Lobbying | Total Dues Used for Lobbying |
|---|--|---|---|
| Windom Township (Mower) | | | |
| Minnesota Association of Townships | 533 | 9.0% | 48 |
| Total for Entity | \$533 | | \$48 |
| Windsor Township (Traverse) | | | |
| Minnesota Association of Townships | 290 | 9.0% | 26 |
| Total for Entity | \$290 | | \$26 |
| Winfield Township (Renville) | | | |
| Minnesota Association of Townships | 340 | 9.0% | 31 |
| Total for Entity | \$340 | | \$31 |
| Wing River Township (Wadena) | | | |
| Minnesota Association of Townships | 487 | 9.0% | 44 |
| Total for Entity | \$487 | | \$44 |
| Winger Township (Polk) | | | |
| Minnesota Association of Townships | 334 | 9.0% | 30 |
| Total for Entity | \$334 | | \$30 |
| Winnebago Township (Faribault) | | | |
| Minnesota Association of Townships | 330 | 9.0% | 30 |
| Total for Entity | \$330 | | \$30 |
| Winnebago Township (Houston) | | | |
| Minnesota Association of Townships | 346 | 9.0% | 31 |
| Total for Entity | \$346 | | \$31 |
| Winona County | | | |
| Association of Minnesota Counties | 17,191 | 14.2% | 2,441 |
| Minnesota Inter-County Association | 13,596 | 37.9% | 5,153 |
| Total for Entity | \$30,787 | | \$7,594 |
| Winona Port Authority | | | |
| Greater Minnesota Partnership | 2,500 | 65.9% | 1,648 |
| Minnesota Ports Association | 5,837 | 100.0% | 5,837 |
| Total for Entity | \$8,337 | | \$7,485 |

Table 5
2015 Lobbying Expenditures Paid With Association Dues
Listed by Entity

| Name of Entity (County) Association Name | Total Local Government Dues | Proportion of Dues Used for Lobbying | Total Dues Used for Lobbying |
|--|--|---|---|
| Winona Soil and Water Conservation District | | | |
| Minnesota Association of Soil and Water Conservation Districts | 3,148 | 21.1% | 664 |
| Total for Entity | \$3,148 | | \$664 |
| Winsor Township (Clearwater) | | | |
| Minnesota Association of Townships | 298 | 9.0% | 27 |
| Total for Entity | \$298 | | \$27 |
| Winsted Township (McLeod) | | | |
| Minnesota Association of Townships | 640 | 9.0% | 58 |
| Total for Entity | \$640 | | \$58 |
| Wirt Township (Itasca) | | | |
| Minnesota Association of Townships | 304 | 9.0% | 27 |
| Total for Entity | \$304 | | \$27 |
| Wisconsin Township (Jackson) | | | |
| Minnesota Association of Townships | 344 | 9.0% | 31 |
| Total for Entity | \$344 | | \$31 |
| Wiscoy Township (Winona) | | | |
| Minnesota Association of Townships | 455 | 9.0% | 41 |
| Total for Entity | \$455 | | \$41 |
| Wolf Lake Township (Becker) | | | |
| Minnesota Association of Townships | 348 | 9.0% | 31 |
| Total for Entity | \$348 | | \$31 |
| Wolford Township (Crow Wing) | | | |
| Minnesota Association of Townships | 461 | 9.0% | 41 |
| Total for Entity | \$461 | | \$41 |
| Wolverton Township (Wilkin) | | | |
| Minnesota Association of Townships | 310 | 9.0% | 28 |
| Total for Entity | \$310 | | \$28 |
| Wood Lake Township (Yellow Medicine) | | | |
| Minnesota Association of Townships | 339 | 9.0% | 31 |
| Total for Entity | \$339 | | \$31 |

Table 5
2015 Lobbying Expenditures Paid With Association Dues
Listed by Entity

| Name of Entity (County) Association Name | Total Local Government Dues | Proportion of Dues Used for Lobbying | Total Dues Used for Lobbying |
|---|--|---|---|
| Woodland Township (Wright) | | | |
| Minnesota Association of Townships | 769 | 9.0% | 69 |
| Total for Entity | \$769 | | \$69 |
| Woodrow Township (Beltrami) | | | |
| Minnesota Association of Townships | 294 | 9.0% | 26 |
| Total for Entity | \$294 | | \$26 |
| Woodrow Township (Cass) | | | |
| Minnesota Association of Townships | 534 | 9.0% | 48 |
| Total for Entity | \$534 | | \$48 |
| Woods Township (Chippewa) | | | |
| Minnesota Association of Townships | 339 | 9.0% | 31 |
| Total for Entity | \$339 | | \$31 |
| Woodside Township (Otter Tail) | | | |
| Minnesota Association of Townships | 427 | 9.0% | 38 |
| Total for Entity | \$427 | | \$38 |
| Woodside Township (Polk) | | | |
| Minnesota Association of Townships | 496 | 9.0% | 45 |
| Total for Entity | \$496 | | \$45 |
| Woodville Township (Waseca) | | | |
| Minnesota Association of Townships | 838 | 9.0% | 75 |
| Total for Entity | \$838 | | \$75 |
| Workman Township (Aitkin) | | | |
| Minnesota Association of Townships | 334 | 9.0% | 30 |
| Total for Entity | \$334 | | \$30 |
| Worthington Township (Nobles) | | | |
| Minnesota Association of Townships | 444 | 9.0% | 40 |
| Total for Entity | \$444 | | \$40 |
| Wrenshall Township (Carlton) | | | |
| Minnesota Association of Townships | 463 | 9.0% | 42 |
| Total for Entity | \$463 | | \$42 |

Table 5
2015 Lobbying Expenditures Paid With Association Dues
Listed by Entity

| Name of Entity (County) Association Name | Total Local Government Dues | Proportion of Dues Used for Lobbying | Total Dues Used for Lobbying |
|--|--|---|---|
| Wright County | | | |
| Association of Minnesota Counties | 27,164 | 14.2% | 3,857 |
| Greater Minnesota Parks and Trails | 900 | 48.8% | 439 |
| Total for Entity | \$28,064 | | \$4,296 |
| Wright Soil and Water Conservation District | | | |
| Minnesota Association of Soil and Water Conservation Districts | 3,148 | 21.1% | 664 |
| Total for Entity | \$3,148 | | \$664 |
| Wright Township (Marshall) | | | |
| Minnesota Association of Townships | 307 | 9.0% | 28 |
| Total for Entity | \$307 | | \$28 |
| Wuori Township (Saint Louis) | | | |
| Minnesota Association of Townships | 522 | 9.0% | 47 |
| Total for Entity | \$522 | | \$47 |
| Wyandotte Township (Pennington) | | | |
| Minnesota Association of Townships | 313 | 9.0% | 28 |
| Total for Entity | \$313 | | \$28 |
| Wyanett Township (Isanti) | | | |
| Minnesota Association of Townships | 966 | 9.0% | 87 |
| Total for Entity | \$966 | | \$87 |
| Wykeham Township (Todd) | | | |
| Minnesota Association of Townships | 466 | 9.0% | 42 |
| Total for Entity | \$466 | | \$42 |
| Wylie Township (Red Lake) | | | |
| Minnesota Association of Townships | 292 | 9.0% | 26 |
| Total for Entity | \$292 | | \$26 |
| Yellow Bank Township (Lac qui Parle) | | | |
| Minnesota Association of Townships | 318 | 9.0% | 29 |
| Total for Entity | \$318 | | \$29 |
| Yellow Medicine County | | | |
| Association of Minnesota Counties | 7,048 | 14.2% | 1,001 |
| Total for Entity | \$7,048 | | \$1,001 |

Table 5
2015 Lobbying Expenditures Paid With Association Dues
Listed by Entity

| Name of Entity (County) Association Name | Total Local Government Dues | Proportion of Dues Used for Lobbying | Total Dues Used for Lobbying |
|--|--|---|---|
| Yellow Medicine River Watershed District | | | |
| League of Minnesota Cities | 1,775 | 10.4% | 185 |
| Minnesota Association of Watershed Districts | 3,500 | 46.7% | 1,634 |
| Total for Entity | \$5,275 | | \$1,819 |
| Yellow Medicine Soil and Water Conservation District | | | |
| Minnesota Association of Soil and Water Conservation Districts | 2,248 | 21.1% | 474 |
| Total for Entity | \$2,248 | | \$474 |
| York Township (Fillmore) | | | |
| Minnesota Association of Townships | 455 | 9.0% | 41 |
| Total for Entity | \$455 | | \$41 |
| Young America Township (Carver) | | | |
| Minnesota Association of Townships | 567 | 9.0% | 51 |
| Total for Entity | \$567 | | \$51 |
| Yucatan Township (Houston) | | | |
| Minnesota Association of Townships | 441 | 9.0% | 40 |
| Total for Entity | \$441 | | \$40 |
| Zion Township (Stearns) | | | |
| Minnesota Association of Townships | 447 | 9.0% | 40 |
| Total for Entity | \$447 | | \$40 |
| Zumbro Township (Wabasha) | | | |
| Minnesota Association of Townships | 565 | 9.0% | 51 |
| Total for Entity | \$565 | | \$51 |
| Zumbrota Township (Goodhue) | | | |
| Minnesota Association of Townships | 528 | 9.0% | 48 |
| Total for Entity | \$528 | | \$48 |
| Total for All Entities | \$11,683,827 | | \$3,776,768* |

*Due to Rounding, this total is slightly different from the total on Table 6.

Table 6
2015 Lobbying Expenditures by Associations of Local Governments

| <u>Association</u> | <u>Total Local Government Dues</u> | <u>Percent of Dues Used for Lobbying</u> | <u>Total Government Dues Used for Lobbying*</u> | <u>Other Revenues</u> | <u>Total Lobbying Expenditures</u> |
|--|--|--|---|---------------------------|--|
| Arrowhead Counties Association | \$20,000 | 80.0% | \$16,000 | \$ - | \$16,000 |
| Association of Metropolitan Municipalities | 583,651 | 33.7% | 196,690 | - | 196,690 |
| Association of Metropolitan School Districts, Inc. | 436,517 | 71.4% | 311,673 | - | 311,673 |
| Association of Minnesota Counties | 1,233,327 | 14.2% | 175,132 | - | 175,132 |
| Coalition of Greater Minnesota Cities | 1,221,108 | 74.2% | 906,062 | 14,573 | 920,635 |
| Coalition of Utility Cities | 93,781 | 81.2% | 76,150 | - | 76,150 |
| Greater Minnesota Parks and Trails | 19,025 | 48.8% | 9,284 | 1,125 | 10,409 |
| Greater Minnesota Partnership | 46,000 | 65.9% | 30,314 | 113,675 | 143,989 |
| Highway 14 Partnership | 53,700 | 69.4% | 37,268 | 7,164 | 44,432 |
| League of Minnesota Cities | 3,126,481 | 10.4% | 325,154 | 327,542 | 652,697 |
| Minnesota Association of Small Cities | 115,196 | 70.0% | 80,637 | - | 80,637 |
| Minnesota Association of Soil and Water Conservation Districts | 237,697 | 21.1% | 50,154 | - | 50,154 |
| Minnesota Association of Townships | 858,450 | 9.0% | 77,261 | - | 77,261 |
| Minnesota Association of Watershed Districts | 107,333 | 46.7% | 50,125 | - | 50,125 |
| Minnesota Environmental Science and Economic Review Board | 151,692 | 17.3% | 26,243 | 1,182 | 27,425 |
| Minnesota Inter-County Association | 473,839 | 37.9% | 179,585 | - | 179,585 |
| Minnesota Ports Association | 38,274 | 100.0% | 38,274 | - | 38,274 |
| Minnesota Rural Counties Caucus | 58,800 | 50.0% | 29,400 | - | 29,400 |
| Minnesota Rural Education Association | 358,417 | 42.4% | 151,969 | 9,040 | 161,009 |
| Minnesota School Boards Association | 1,747,284 | 22.3% | 389,644 | 1,340 | 390,985 |
| Municipal Legislative Commission | 157,085 | 87.1% | 136,821 | - | 136,821 |
| North Metro I-35W Corridor Coalition | 43,000 | 93.1% | 40,033 | - | 40,033 |
| North Metro Mayors Association | 175,840 | 81.5% | 143,310 | - | 143,310 |
| Schools for Equity in Education | 248,213 | 90.5% | 224,633 | - | 224,633 |
| Suburban Transit Association | 79,117 | 94.7% | 74,924 | - | 74,924 |
| Total for Associations | <u>\$11,683,827</u> | <u>32.3%</u> | <u>\$3,776,740</u> | <u>\$475,641</u> | <u>\$4,252,383</u> |

*Due to rounding, this total is slightly different from the total on Table 5.

Appendix A

2015 Local Government Lobbying Expenditures Reporting Form

This page left blank intentionally

Office of the State Auditor

Please round to the nearest dollar amount where applicable

2015 Local Government Lobbying Expenditures Reporting Form

Type of Entity: _____ Name: _____

Name of Primary Contact: _____

First M.I Last

Phone Number: _____ Fax: _____

Email: _____

Address: _____

City: _____ Zip Code: _____ State: _____

Name of person completing the form: _____

First M.I Last

Phone Number: _____ Fax: _____

Email: _____

THIS INFORMATION IS PUBLIC; IT WILL BE AVAILABLE TO ANYONE ON REQUEST.

Contract Lobbyist

Identify the firm or individual retained for lobbying by your local government, and indicate the total amount paid to that firm or individual for the purpose of attempting to influence legislative or administrative action, including the amount paid for expenses.

| Contract Lobbyist or Firm Name | Contract Amount or Amount Billed (Calendar Year 2015) | Not Used |
|--------------------------------|---|--------------------------|
| _____ | _____ | <input type="checkbox"/> |
| _____ | _____ | <input type="checkbox"/> |
| _____ | _____ | <input type="checkbox"/> |
| _____ | _____ | <input type="checkbox"/> |
| _____ | _____ | <input type="checkbox"/> |
| _____ | _____ | <input type="checkbox"/> |
| _____ | _____ | <input type="checkbox"/> |
| _____ | _____ | <input type="checkbox"/> |
| _____ | _____ | <input type="checkbox"/> |
| _____ | _____ | <input type="checkbox"/> |

Employees

Identify all employees of the local government who are not registered as lobbyists and who spend at least 25 percent of their time during the legislative session on legislative matters.

| Local Government Lobbyist Name | | (A) | (B) | (C) | (D) | (E) | Not Used |
|--------------------------------|------------------|-------------|---------------------------|--|--------------------------------------|---|--------------------------|
| <i>First Name</i> | <i>Last Name</i> | 2015 Salary | Cost of Employee Benefits | Percent of Employee's Time Spent on Lobbying in 2015 | Expenses Related to Lobbying in 2015 | Total Cost of Employee's Lobbying Efforts in 2015 ((A+B)*C)+D | |
| _____ | _____ | _____ | _____ | _____ | _____ | \$ - | <input type="checkbox"/> |
| _____ | _____ | _____ | _____ | _____ | _____ | \$ - | <input type="checkbox"/> |
| _____ | _____ | _____ | _____ | _____ | _____ | \$ - | <input type="checkbox"/> |
| _____ | _____ | _____ | _____ | _____ | _____ | \$ - | <input type="checkbox"/> |
| _____ | _____ | _____ | _____ | _____ | _____ | \$ - | <input type="checkbox"/> |
| _____ | _____ | _____ | _____ | _____ | _____ | \$ - | <input type="checkbox"/> |
| _____ | _____ | _____ | _____ | _____ | _____ | \$ - | <input type="checkbox"/> |
| _____ | _____ | _____ | _____ | _____ | _____ | \$ - | <input type="checkbox"/> |
| _____ | _____ | _____ | _____ | _____ | _____ | \$ - | <input type="checkbox"/> |
| _____ | _____ | _____ | _____ | _____ | _____ | \$ - | <input type="checkbox"/> |

All other costs related to lobbying services for the year.*

* See instruction for clarification

Instructions

Lobbying Expenditure Reporting Form for Local Governments

Type of Entity

Select type of entity from drop down list.

Name of Entity

Select name of entity from drop down list.

Primary Contact

- 1) Include the name, phone number, fax (if applicable), and email address of the senior elected or appointed official for the entity.
- 2) Provide the address for the entity.

Person Completing the Form

Provide the name of the person completing the form and work contact information including phone number, fax, and email as the information provided is public and available upon request.

Contract Lobbyists

If you paid for services of a lobbyist as defined in Minnesota Statutes § 10A.01, subdivision 21, identify the firm or individual retained for these services by your local government, and indicate the total amount paid to that firm or individual for the purpose of attempting to influence legislative or administrative action, including the amount paid for expenses.

“Not Used” - Contract lobbyist names are pre-populated from last years reporting. If you did not use the lobbyist/firm for this reporting period, please check the box(es).

NOTE: Expenditures for contract lobbyists do NOT include dues paid to local government associations. These associations report membership and lobbying expenditures directly to the Office of the State Auditor. Examples of these associations include the League of Minnesota Cities and the Minnesota School Boards Association.

Employees

- 1) **Names** - Identify all employees of the local government who are registered lobbyists as defined in Minnesota Statutes § 10A.01, subdivision 21. Also include any employees that spend at least 25 percent of their time during the legislative session on legislative matters but who are not registered as lobbyists.
- 2) **Salary and benefits (A & B)** - For each employee listed, provide the annual salary, cost of benefits (health, dental, employer-paid life insurance and retirement benefits - including employer-paid FICA) and expense reimbursements.
- 3) **Time spent (C)** - Estimate the percent of the employee's time that was spent lobbying the state legislature and/or state administrative agencies for the calendar year. When estimating the percent of time spent on lobbying, include time related to lobbying. For example, include time spent preparing for the legislative session, addressing legislative-related issues with local officials, legislators, state agency staff, other local government representatives, citizens, and other interested organizations. Include time spent monitoring legislative hearings. Include the time spent working with state agencies on the development and implementation of administrative rules for programs and policies that affect local governments.
- 4) **Expenses (D)** - Estimate employee expense reimbursements that are related to lobbying. Expenses related to lobbying include reimbursements to the employee for items such as travel, food, and the cost of materials.
- 5) **Total Costs of Employee Lobbying Efforts (E)** - Add the salary and benefits for the employee (A+B), multiply that amount by the percentage of time spent on lobbying (C), then add the expenses related to lobbying (D). The total amount, in dollars is reported in (E).

All Other Expenditures Related to Lobbying

List expenditures associated with the calendar year lobbying effort exclusive of the salary and benefits of employees who lobby. Examples of items to include are: the actual costs of publication and distribution of lobbying materials; other printing; media (including the cost of production); postage; travel; fees, including allowances; entertainment; telephone; and other expenses. (Minnesota Statutes § 10A.04, subdivision 4.) All expenditures for advertising, mailing, research, analysis, compilation and dissemination of information, and public relations campaigns related to legislative action, administrative action, or the official action of metropolitan governmental units in this State should be included. Costs of production of material that directly support lobbying, and general administrative and overhead expenditures should also be included. (Minnesota Rule 4511.0600, subp. 5).

The prorated amount of salary and benefits of those employees who assist in research, administration, communication, and support for lobbying should also be included.

This page left blank intentionally

Appendix B

2015 Lobbying Cost Reporting Form for Associations of Local Governments

This page left blank intentionally

Office of the State Auditor

Please round to the nearest dollar amount where applicable

2015 Lobbying Cost Reporting Form for Associations of Local Governments

Name of Association: _____

Organizational Structure: _____

Primary Contact: _____

Title: _____ *First Name Middle Name Last Name* **Phone No.:** _____

Email: _____

Person Completing Form: _____

Phone No.: _____ *First Name Middle Name Last Name* **Fax:** _____

Email: _____

Association Address: _____

Association City: _____ **Zip Code:** _____ **State:** _____

Total percentage of dues spent on lobbying: _____

Total dues paid by all association members: \$ _____ - **From Next Page**

Total amount association dues spent on lobbying: \$ _____ - **From Next Page**

Revenues other than dues used for lobbying: \$ _____ -

Total amount association spent on lobbying: \$ _____ -

THIS INFORMATION IS PUBLIC; IT WILL BE AVAILABLE TO ANYONE ON REQUEST.

Contract Lobbyists

If you paid for services of a lobbyist as defined in Minnesota Statutes § 10A.01, subdivision 21, identify the firm or individual retained for these services by your local government, and indicate the total amount paid to that firm or individual for the purpose of attempting to influence legislative or administrative action.

| Contract Lobbyist or Firm Name | Amount Billed for Lobbying During the 2015 Calendar Year |
|---------------------------------------|---|
| _____ | _____ |
| _____ | _____ |
| _____ | _____ |
| _____ | _____ |
| _____ | _____ |
| _____ | _____ |
| _____ | _____ |
| _____ | _____ |
| _____ | _____ |
| _____ | _____ |

EMPLOYEES

Please list the total amount of employee compensation that was paid for the purpose of attempting to influence legislative or administrative action.

Total amount of employee compensation used for lobbying purposes.* _____

Please list all other costs associated with lobbying services not included in other categories.* _____

* See instruction sheet for clarification

Instructions

Lobbying Expenditure Reporting Form for Local Governments Associations

General Information

- 1) The name of your association should be pre-populated.
- 2) Choose from the dropdown menu the choice that best describes your Association's organizational structure.
- 3) Provide the full name of the chief executive officer of the Association and public/work contact information.
- 4) Provide the name of the person completing the form and their public/work contact information at the Association.
- 5) Provide the address of the Association.

NOTE: Information provided is public and available upon request.

Lobbying Expenditures

When entering numbers, where applicable, please round the amounts to the nearest dollar.

- 1) Enter the percentage of members' dues spent on lobbying. The percentage entered will carry forward to page 2 of the form.
- 2) "**Total dues paid by all Association members**" will automatically be calculated. The total will be the sum of the individual membership dues listed on page 2 of the reporting form.
- 3) "**Total amount of Association dues spent on lobbying**" will automatically be calculated. The total will be the percentage of dues used for lobbying purposes times the total of dues paid.
- 4.) Enter "**Revenues other than dues used for lobbying**" which is the amount of revenue provided by sources other than dues that is used for lobbying purposes.
- 5.) Enter the "**Total amount the Association spent on lobbying**" which should equal the sum of the total for Contract Lobbyists, Employees, and All Other expenditures.

Contract Lobbyists

If you paid for a lobbyist as defined in Minnesota Statutes § 10A.01, subdivision 21, identify the firm or individual retained for these services by your local government, and indicate the total amount paid to that firm or individual for the purpose of attempting to influence legislative or administrative action.

The form is pre-populated with the previous year's entries. If you have retained a new lobbyist, you can overwrite the pre-populated box by using the dropdown menu and selecting a different lobbyist, or add a new lobbyist if it does not exist in the dropdown menu. If you have fewer lobbyists this year, simply use the delete key to clear the cells with the names of the lobbyists no longer with the association.

1) **“Amount Billed for Lobbying for the Calendar Year”** should include:

a) The actual “cost of publication and distribution of each publication used in lobbying; other printing; media (including the cost of production); postage; travel; fees, including allowances; entertainment; telephone and telegraph; and other expenses.” (Minnesota Statutes § 10A.04, subdivision 4.)

b) “[A]ll expenditures for advertising, mailing, research, analysis, compilation and dissemination of information, and public relations campaigns related to legislative action, administrative action, or the official action of metropolitan governmental units in this state.” Also, “all salaries and administrative expenses attributable to activities of the principal relating to efforts to influence legislative action, administrative action, or the official action of metropolitan governmental units.” (Minnesota Statutes § 10A.04, subdivision 6)

c) Costs of production of material that directly support lobbying, and general administrative and overhead are included as costs. (Minnesota Rule 4511.0600, subp. 5).

Employee Lobbyists

1) **Total amount of employee compensation used for lobbying:** To calculate the total amount of employee compensation allocated for lobbying purposes, please use the following method:

For each employee involved in lobbying, estimate the percentage of their time allocated to this activity and multiply it times the total annual compensation of the employee (health, dental, employer-paid life insurance and retirement benefits – including employer-paid FICA).

For example if the total compensation of the employee is \$100,000, and 25 percent of their time is spent on lobbying, \$25,000 would be the amount spent on lobbying for that employee. Perform this calculation for all employees involved in the lobbying effort, and then add the amounts together for the total.

2) **All Other Costs Associated with Lobbying:** Include all costs associated with lobbying not accounted for in the other categories, including costs associated with other employees of the association such as the prorated amount of salary and benefits of those employees who assist in research, administration, communication, and support for lobbying. Do not include the salary and benefits of those previously listed as employee or contract lobbyists.

Association Member Page

The form is pre-populated with known members of the association. Additional members can be added at the bottom of the list.

Include the amount, in dollars, of total dues paid by the individual member. If an entity is no longer a member, leave the “dues paid” box blank and that entity will not appear next year.

The proportion of dues used for lobbying purposes is pre-populated based on the amount listed on the first page of the form.

The information for this report is collected in accordance with Minnesota Statutes § 6.76. The form is due by January 31.