

CITY OF CRYSTAL

RESOLUTION NO. 2015 - 71

RESOLUTION REPORTING ON
STATE PERFORMANCE MEASURES

WHEREAS, the State Legislature created the Council on Local Results and Innovation which set a standard set of ten performance measures for cities that will aid residents, taxpayers and state and local elected official in determining the efficiency of local services; and

WHEREAS, the measures will aid in evaluating residents' satisfaction with local services; and

WHEREAS, Crystal is eligible for a reimbursement; and


WHEREAS, the Crystal City Council approved Resolution #2011-56 on June 21, 2011, declaring Crystal's adoption of the State Performance Measures and program and agreeing to file the reporting requirements as required by the State Auditor's office.

NOW, THEREFORE, BE IT RESOLVED by the Crystal City Council that the city of Crystal declares that:

1. The City has adopted the ten performance measures developed by the Council; and
2. The City will survey its residents on the services included in the performance benchmarks in the third quarter of 2015; and
3. The City is in the process of implementing a local performance measurement system as developed by the Council based on the survey results; and
4. The City will report the results of the survey, including the ten performance measures to its residents through publication in the city newsletter and on the website.


BE IT FURTHER RESOLVED THAT the results of the community survey and performance measures be provided to the Office of the State Auditor.

Approved this 16th day of June, 2015.



Jim Adams, Mayor

ATTEST:

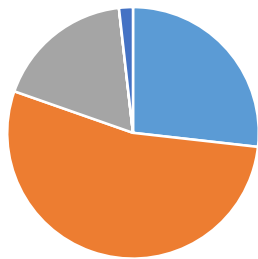


Christina Serres, City Clerk

	How would you rate the overall appearance of the city?
% saying Excellent	5%
% saying Good	55%
% saying Fair	36%
% saying Poor	4%
% saying Don't know	0%
<p>Overall appearance of city</p> <p> ■ % saying Excellent ■ % saying Good ■ % saying Fair ■ % saying Poor ■ % saying Don't know </p>	

Comments:	How would you describe your overall feeling of safety in the city?
% saying Very Safe	27%
% saying Somewhat Safe	54%
% saying Somewhat unsafe	18%
% saying Very Unsafe	0%
% saying Don't know	2%

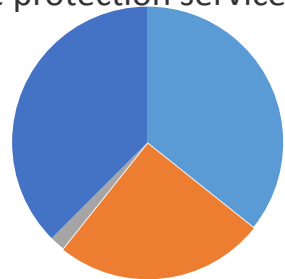
Overall feeling of safety



- % saying Very Safe
- % saying Somewhat Safe
- % saying Somewhat unsafe
- % saying Very Unsafe
- % saying Don't know

Comments:	How would you rate the overall quality of fire protection services in the city?
% saying Excellent	36%
% saying Good	25%
% saying Fair	2%
% saying Poor	0%
% saying Don't know	38%

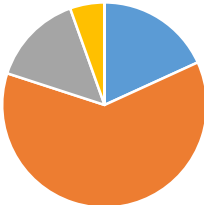
Fire protection services



■ % saying Excellent
 ■ % saying Good
 ■ % saying Fair
■ % saying Poor
 ■ % saying Don't know

Comments:	How would you rate the overall condition of city streets?
	18%
	62%
	15%
	5%
	0%

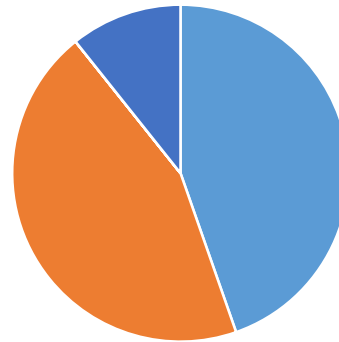
Condition of city streets



- % saying Excellent
- % saying Good
- % saying Fair
- % saying Poor
- % saying Don't know

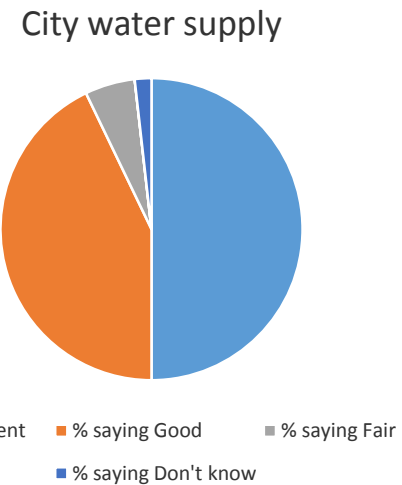
Comments:	How would you rate the dependability and overall quality of city sanitary sewer service?
	45%
	45%
	0%
	0%
	11%

City sanitary sewer service



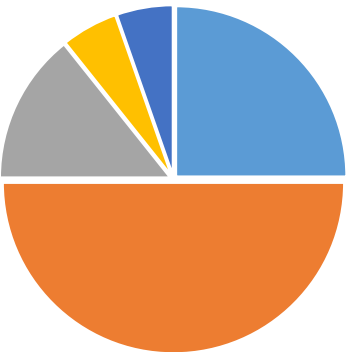
■ % saying Excellent
 ■ % saying Good
 ■ % saying Fair
■ % saying Poor
 ■ % saying Don't know

Comments:	How would you rate the dependability and overall quality of the city water supply?
	50%
	43%
	5%
	0%
	2%



Comments:	How would you rate the overall quality of city recreational programs and facilities (e.g. parks, trails, park facilities, etc.)?
	25%
	50%
	14%
	5%
	5%

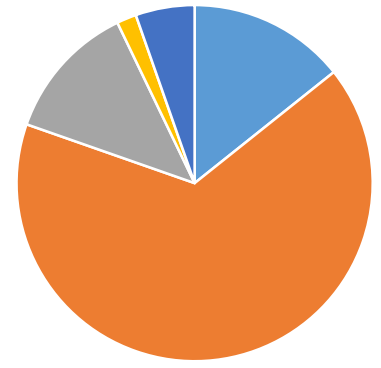
City rec programs and facilities



■ % saying Excellent
 ■ % saying Good
 ■ % saying Fair
■ % saying Poor
 ■ % saying Don't know

Comments:	How would you rate the overall quality of services provided by the city?
	14%
	66%
	13%
	2%
	5%

Overall quality of services



■ % saying Excellent
 ■ % saying Good
 ■ % saying Fair
■ % saying Poor
 ■ % saying Don't know