

RESOLUTION NO. 23-6989

CITY OF BURNSVILLE, MINNESOTA

RESOLUTION APPROVING PERFORMANCE MEASURES

WHEREAS, the benefits to the City of Burnsville for participation in the Minnesota Council on Local Results and Innovation’s comprehensive performance measurement program are outlined in MS 6.91 and include eligibility for a reimbursement as set by State statute; and

WHEREAS, any city or county participating in the comprehensive performance measurement program is also exempt from levy limits for taxes, if levy limits are in effect; and

WHEREAS, the City of Burnsville has adopted and implemented at least ten of the performance measures, as developed by the Council on Local Results and Innovation, and a system to use this information to help plan, budget, manage and evaluate programs and processes for optimal future outcomes.

NOW THEREFORE, BE IT RESOLVED that the City Council of the City of Burnsville will continue to report the results of the performance measures to its citizenry by the end of the year through publication, direct mailing, posting on the City’s website, or through a public hearing at which the budget and levy will be discussed and public input allowed.

BE IT FURTHER RESOLVED, the City Council of the City of Burnsville does hereby approve to submit to the Office of the State Auditor the actual results of the performance measures adopted by the City Council.

Passed and duly adopted by the Council of the City of Burnsville this 16th day of May, 2023.

DocuSigned by:

87F692077A7D426...

Elizabeth B. Kautz, Mayor

ATTEST:

DocuSigned by:

1810DB3C25F04EF...

Macheal Collins, City Clerk






2022 PERFORMANCE MEASURE REPORTING



City of
Burnsville

2022

Performance Indicator

Category	Measure	2022 Results
 General	Bond rating Standard & Poor's Ratings Services or Moody's Investor Services	AAA Standard and Poor's Global Rating
	Citizens' rating of the quality of city recreational programs and facilities (survey data, provide year completed and total responses)	82 (score out of 100) 2021 Residential Survey (365 responses)
 Police	Part I and II crime rates Submit data as reported by the Minnesota Bureau of Criminal Apprehension	5040
	Part I and II crime clearance rates Submit data as reported by the Minnesota Bureau of Criminal Apprehension	23.8%
	Average police response time Average time it takes to respond to top priority calls from dispatch to officer on scene	5.74 minutes
 Fire	Average fire response time Average time it takes from dispatch to apparatus on scene for calls that are dispatched as a possible fire	5.41 minutes
	Emergency Medical Service calls per 1,000 population	111.48
	Emergency Medical Services average response time Average time it take from dispatch to arrival of EMS	7.56 minutes

2022

Performance Indicator

Category	Measure	2022 Results
 Streets	Average city street pavement condition rating Provide average rating and the rating system program/type.	79.6 rating on Pavement Condition Index (PCI)
	Percentage of all jurisdiction lane miles rehabilitated in the year Lane miles rehabilitated in year / total number of lane miles	3.7% 18.18 lane miles / 494 total lane miles = 3.7%
 Water	Citizens' rating of the dependability and quality of the city water supply (survey data, provide year completed and total responses)	Dependability - 77 (score out of 100) 2021 Residential Survey (365 responses)
		Quality of Water - 63 (score out of 100) 2021 Residential Survey (365 responses)
 Sanitary Sewer	Citizens' rating of the dependability and quality of city sanitary sewer service (provide year completed and total responses)	77 (score out of 100) 2021 Residential Survey (365 responses)