

RESOLUTION NO. 2014-09

**STATE OF MINNESOTA
COUNTY OF ANOKA
CITY OF CIRCLE PINES**

Resolution Authorizing Participation in State Performance Measures and Continuation of the Ten City Performance Measures of the Local Results and Innovation Council

WHEREAS, Benefits to the City of Circle Pines for participation in the Minnesota Council on Local Results and Innovation's comprehensive performance measurement program are outlined in MS 6.91 and include eligibility for a reimbursement as set by State statute; and

WHEREAS, Any city participating in the comprehensive performance measurement program is also exempt from levy limits for taxes, if levy limits are in effect; and

WHEREAS, The City Council of Circle Pines has adopted and implemented at least 10 of the performance measures, as developed by the Council on Local Results and Innovation, and a system to use this information to help plan, budget, manage and evaluate programs and processes for optimal future outcomes; and


NOW THEREFORE LET IT BE RESOLVED THAT, The City Council of Circle Pines will continue to report the results of the performance measures to its citizenry by the end of the year through publication, direct mailing, posting on the city's website, or through a public hearing at which the budget and levy will be discussed and public input allowed.


BE IT FURTHER RESOLVED, The City Council of Circle Pines will submit to the Office of the State Auditor the actual results of the performance measures adopted by the city.

Adopted this 24th day of June, 2014 by the City Council of the City of Circle Pines.

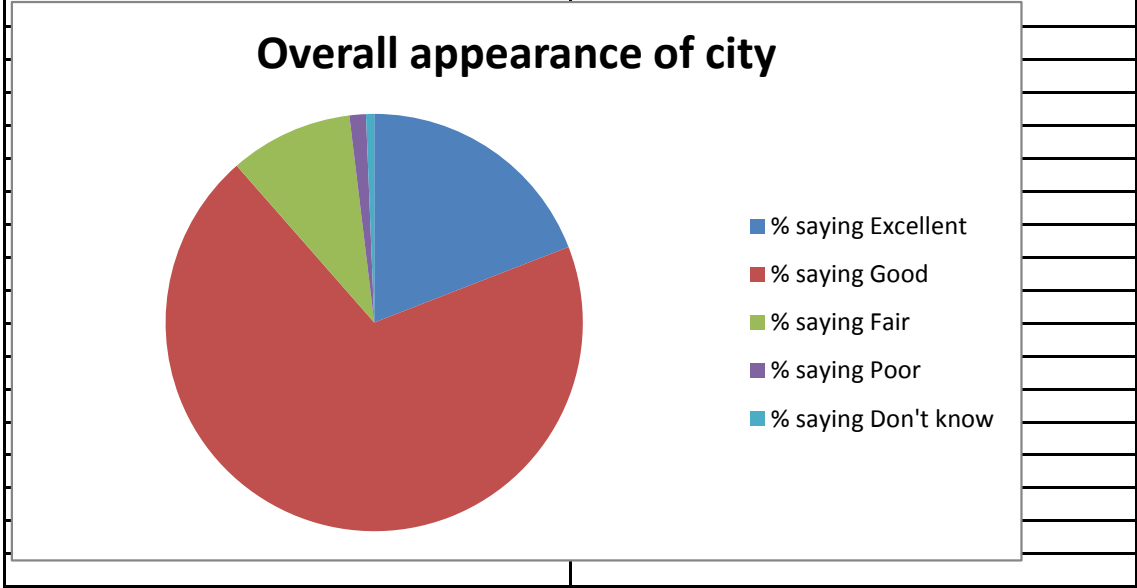
3 Ayes, 0 Nays, Abstention

ATTEST:

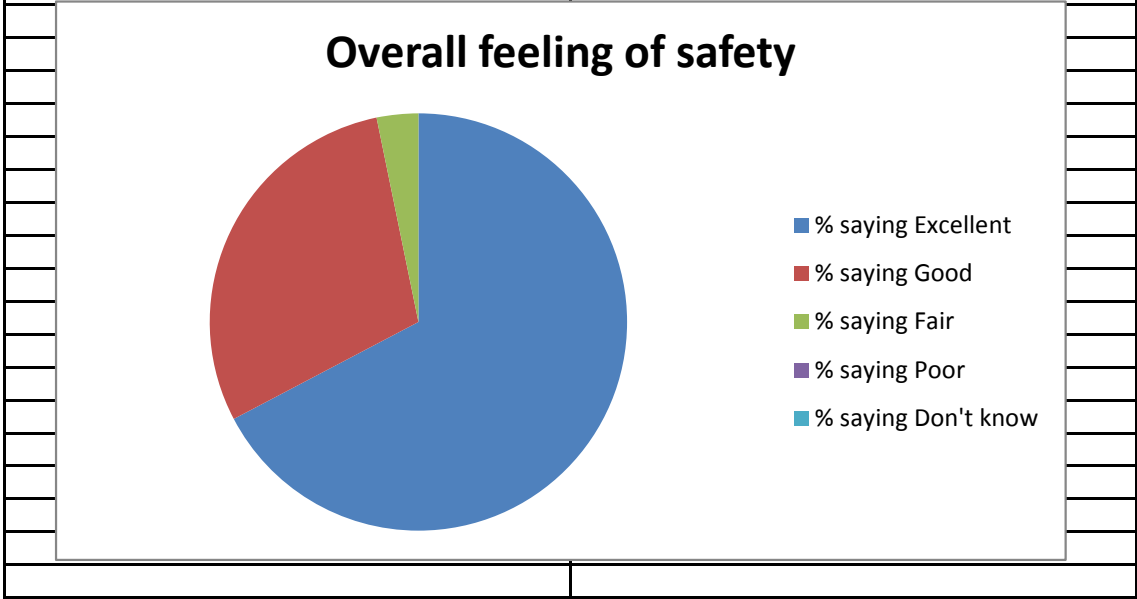

James W. Keinath, City Administrator


Dave Bartholomay, Mayor
(Seal)

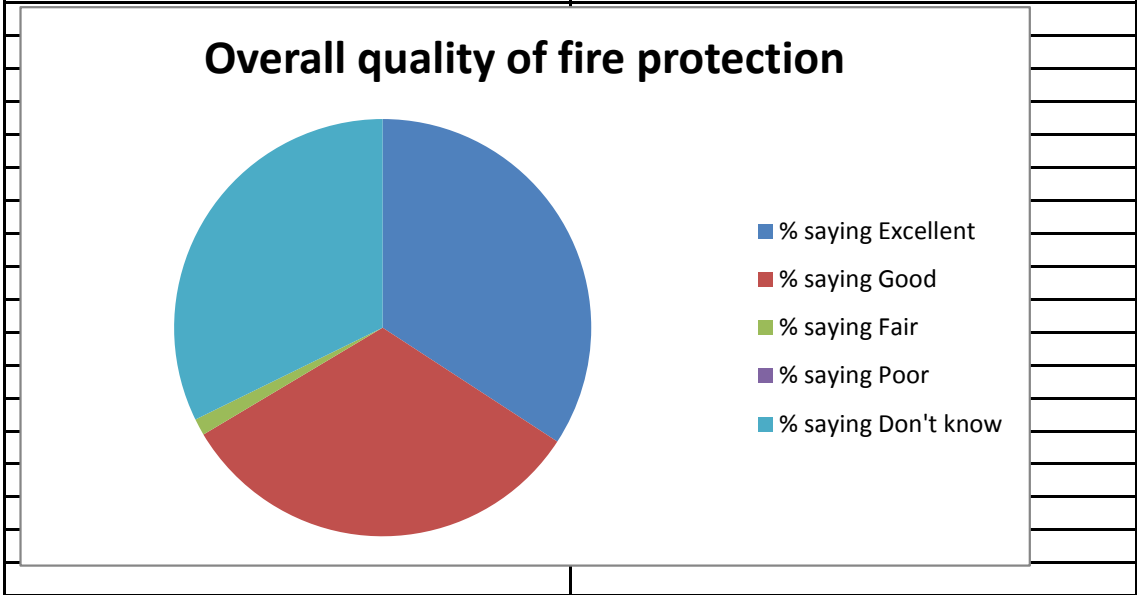
How many years have you lived in this city?	How would you rate the overall appearance of the city?
# saying Excellent	30
# saying Good	109
# saying Fair	15
# saying Poor	2
# saying Don't know	1
Total Responses	157
% saying Excellent	19%
% saying Good	69%
% saying Fair	10%
% saying Poor	1%
% saying Don't know	1%



Comments:	How would you describe your overall feeling of safety in the city?
# saying Very Safe	105
# saying Somewhat Safe	46
# saying Somewhat unsafe	5
# saying Very Unsafe	0
# saying Don't know	0
Total Responses	156
% saying Very Safe	67%
% saying Somewhat Safe	29%
% saying Somewhat unsafe	3%
% saying Very Unsafe	0%
% saying Don't know	0%

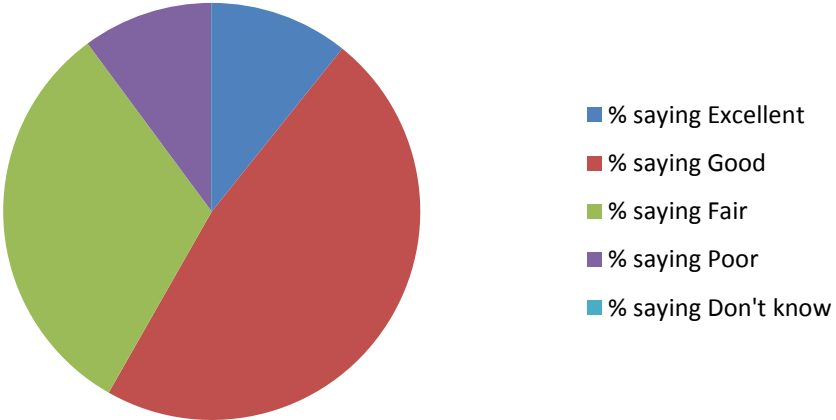


Comments:	How would you rate the overall quality of fire protection services in the city?
# saying Excellent	53
# saying Good	50
# saying Fair	2
# saying Poor	0
# saying Don't know	50
Total Responses	155
% saying Excellent	34%
% saying Good	32%
% saying Fair	1%
% saying Poor	0%
% saying Don't know	32%



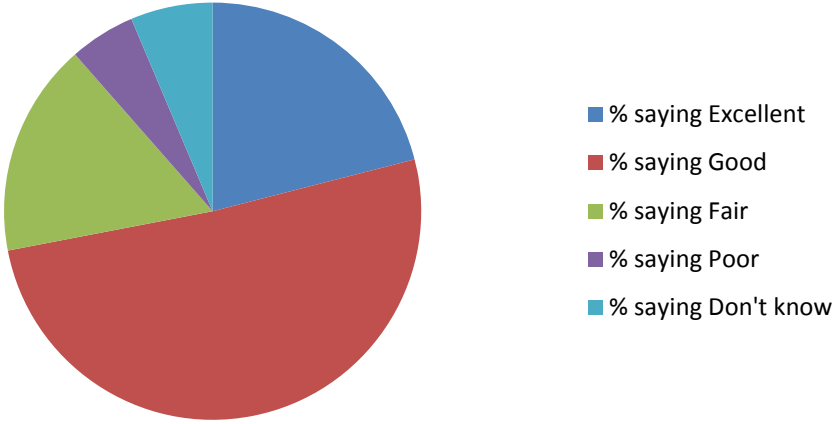
Comments:	How would you rate the overall condition of city streets?
	17
	75
	50
	16
	0
	158
	11%
	47%
	32%
	10%
	0%

Overall condition of city streets



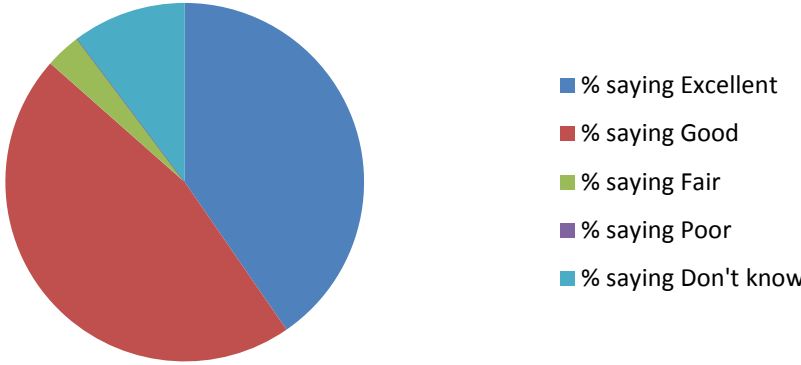
Comments:	How would you rate the overall quality of snowplowing on city streets?
	33
	80
	26
	8
	10
	157
	21%
	51%
	17%
	5%
	6%

Overall quality of snowplowing

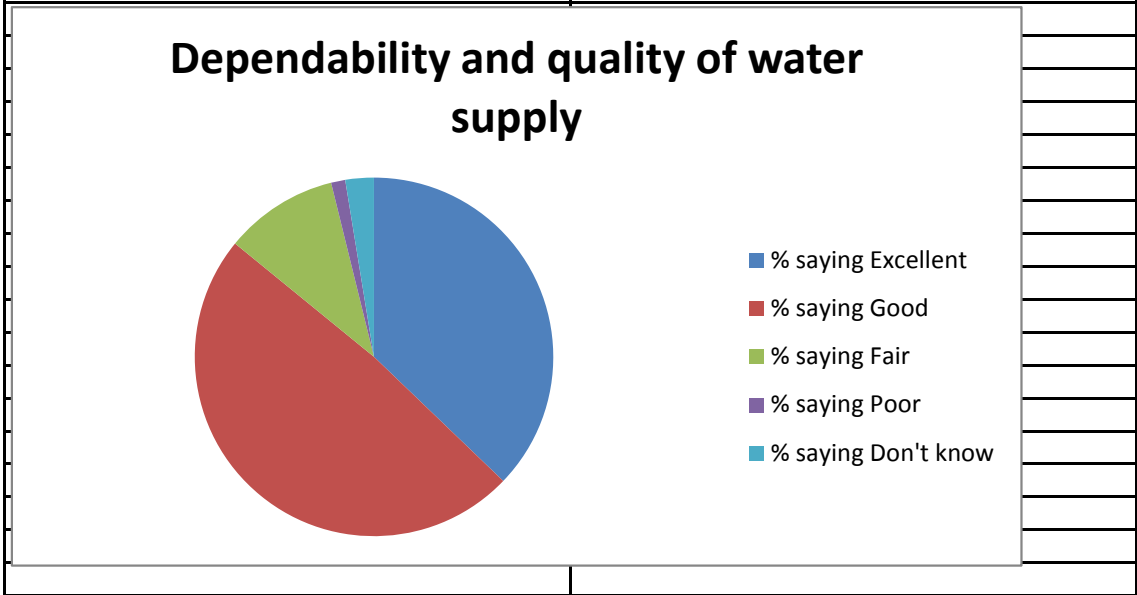


Comments:	How would you rate the dependability and overall quality of city sanitary sewer service?
	63
	72
	5
	0
	16
	156
	40%
	46%
	3%
	0%
	10%

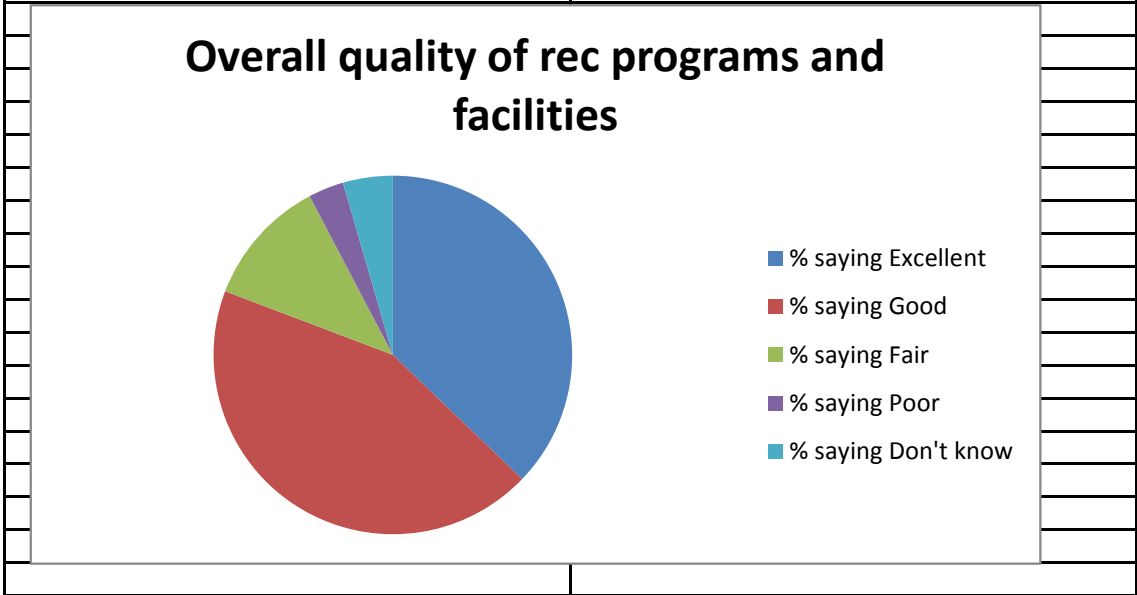
Dependability and quality of sewer service



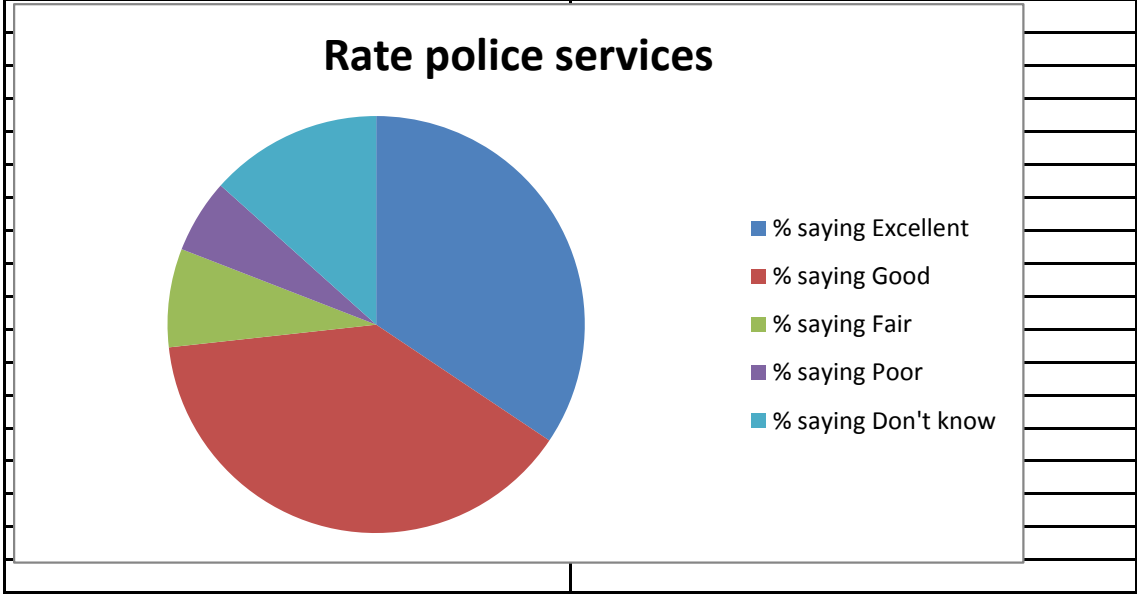
Comments:	How would you rate the dependability and overall quality of the city water supply?
	58
	76
	16
	2
	4
	156
	37%
	49%
	10%
	1%
	3%



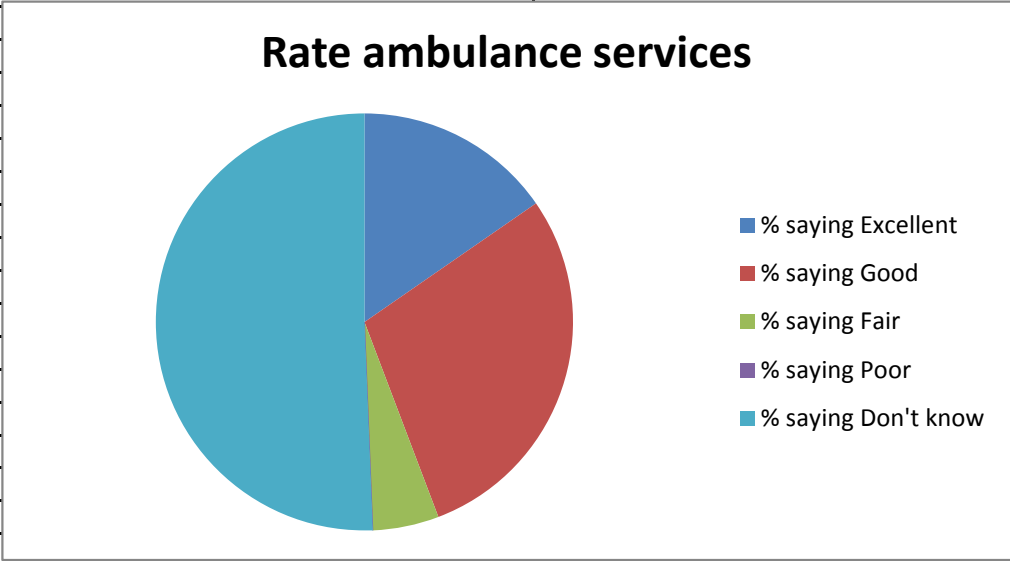
Comments:	How would you rate the overall quality of city recreational programs and facilities (e.g. parks, trails, park facilities, etc.)?
	58
	68
	18
	5
	7
	156
	37%
	44%
	12%
	3%
	4%



Comments:	How would you rate police services in your city?
	54
	61
	12
	9
	21
	157
	34%
	39%
	8%
	6%
	13%

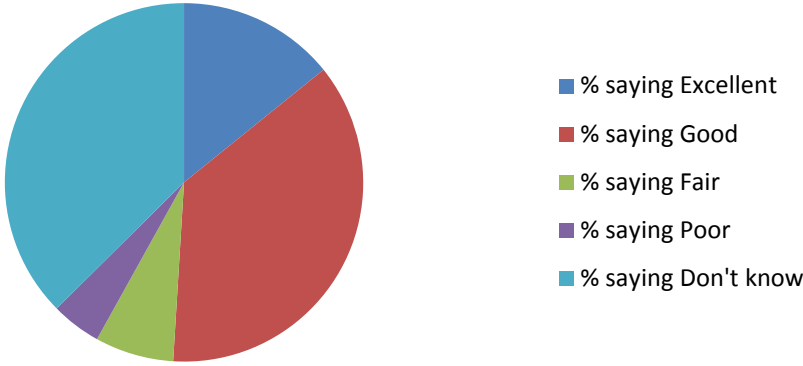


Comments:	How would you rate the ambulance services in your city?
	24
	45
	8
	0
	79
	156
	15%
	29%
	5%
	0%
	51%



Comments:	How would you rate the quality of licensing, permitting and building inspection services in your city?
	22
	57
	11
	7
	58
	155
	14%
	37%
	7%
	5%
	37%

Rate licensing, permitting and building inspection



Comments:	How would you rate the overall quality of services provided by the city?
	46
	94
	12
	1
	4
	157
	29%
	60%
	8%
	1%
	3%

