

CITY OF CRYSTAL

RESOLUTION NO. 2020 - 59

**RESOLUTION REPORTING ON
STATE PERFORMANCE MEASURES**

WHEREAS, the State Legislature created the Council on Local Results and Innovation which set a standard set of ten performance measures for cities that will aid residents, taxpayers and state and local elected official in determining the efficiency of local services; and

WHEREAS, the measures aid in evaluating residents' satisfaction with local services;
and

WHEREAS, Crystal is eligible for reimbursement; and

WHEREAS, the Crystal City Council approved Resolution #2011-56, declaring Crystal's adoption of the State Performance Measures and program and agreeing to meet the reporting requirements as required by the State Auditor's office.

NOW, THEREFORE, BE IT RESOLVED by the Crystal City Council that the city of Crystal declares that:

1. The City has adopted the ten performance measures developed by the Council; and
2. The City will survey its residents on the services included in the performance benchmarks in the third quarter of 2020; and
3. The City is implementing a local performance measurement system as developed by the Council based on the survey results; and
4. The City will report the results of the survey, including the ten performance measures to its residents through publication on the city's website.

BE IT FURTHER RESOLVED THAT the results of the community survey and performance measures be provided to the Office of the State Auditor.

Approved this 2nd day of June, 2020.


Jim Adams, Mayor

ATTEST:



Chrissy Serres
City Clerk



CITY of CRYSTAL

Memorandum

DATE: October 22, 2019

TO: Mayor and City Council
Senior Staff

FROM: Anne Norris, City Manager

SUBJECT: Results from the 2019 Performance Measures Survey

In 2010, the Minnesota State Legislature created a committee to consider local results and innovation. In 2011, that committee released a set of 10 performance measures for cities and counties to help evaluate the efficiency of how services are provided to residents. That same year, the Crystal City Council voluntarily adopted these measures with Resolution #2011-56.

The League of Minnesota Cities has an annual online survey tool for cities to utilize. Every year since 2013, the City of Crystal has utilized and posted the survey in the summer and fall. In 2019, the survey was available on the city website through August and September and advertised on the website, cable channel, social media and the city newsletter.

The questions asked on the survey are:

- How would you rate the overall appearance of the city?
- How would you describe your overall feeling of safety in the city?
- How would you rate the overall quality of fire protection services in the city?
- How would you rate the overall condition of city streets?
- How would you rate the overall quality of snowplowing on city streets?
- How would you rate the dependability and overall quality of city sanitary sewer service?
- How would you rate the dependability and overall quality city water?
- How would you rate the overall quality of city recreation programs and facilities?
- How would you rate the overall quality of services provided by the city?

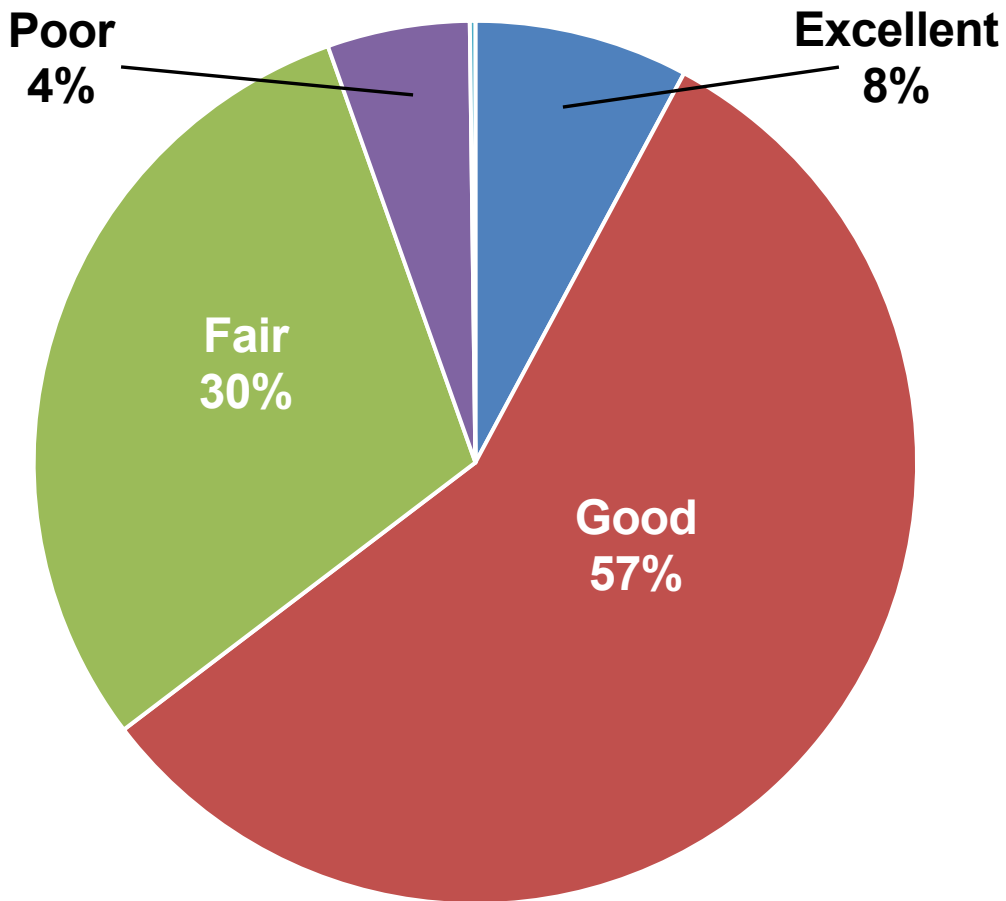
For context, below are the responses and survey timeframe from 2013 – 2019.

<u>Year</u>	<u>Respondents</u>	<u>Survey Availability</u>
2019	399	8 weeks
2018	362	8 weeks
2017	530	8 weeks
2016	89	8 weeks
2015	179	9 weeks
2014	56	6 weeks
2013	19	4 weeks

Attached are the survey results and the responses to each question including comments.

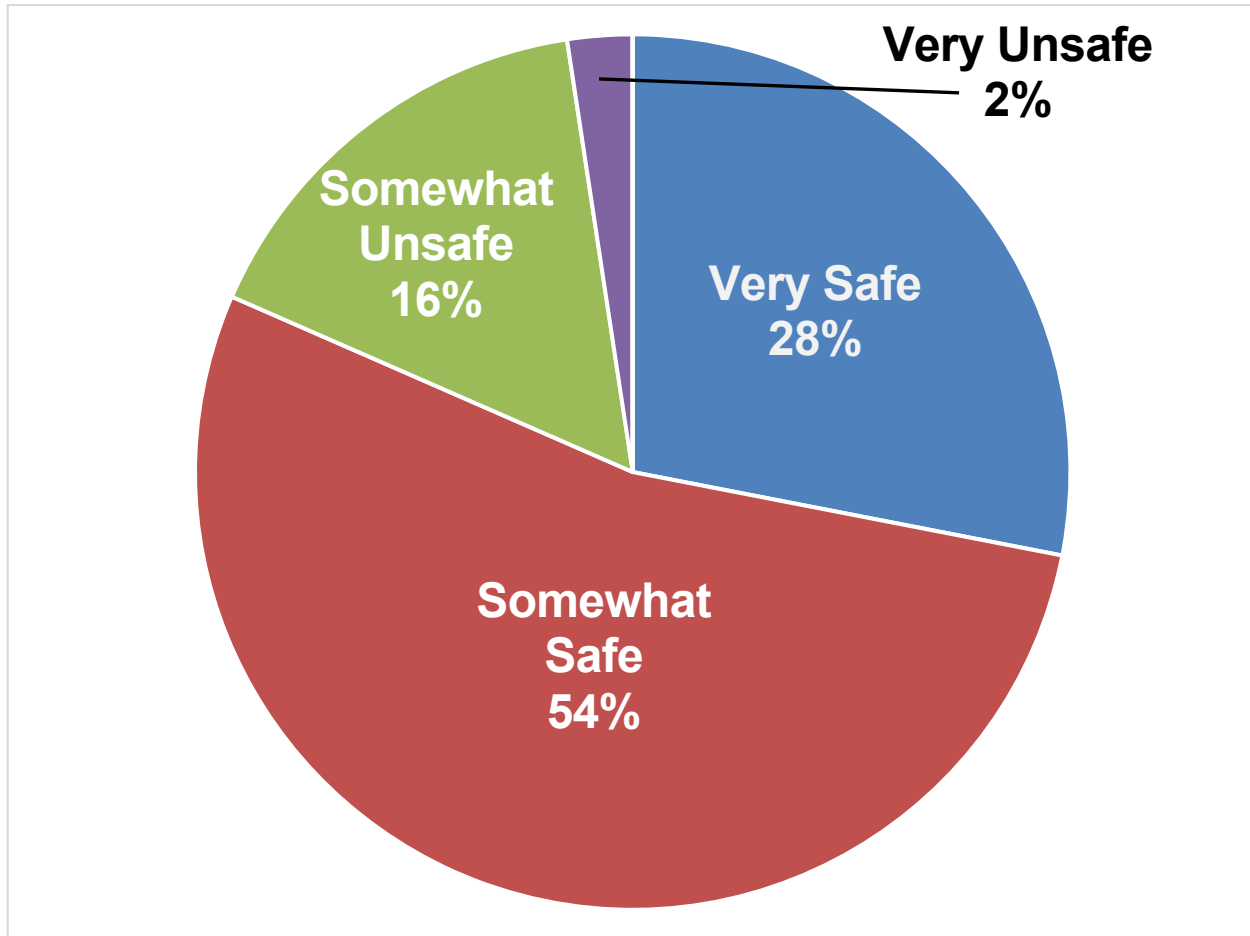
How would you rate the overall appearance of the city?

	2013	2014	2015	2016	2017	2018	2019
Excellent	0	5	5	3	7	8	8%
Good	39	55	50	47	62	55	57%
Fair	56	36	37	43	26	31	30%
Poor	6	4	6	7	4	6	5%
Don't Know	0	0	2	0	0	0	0%



How would you describe your overall feeling of safety in the city?

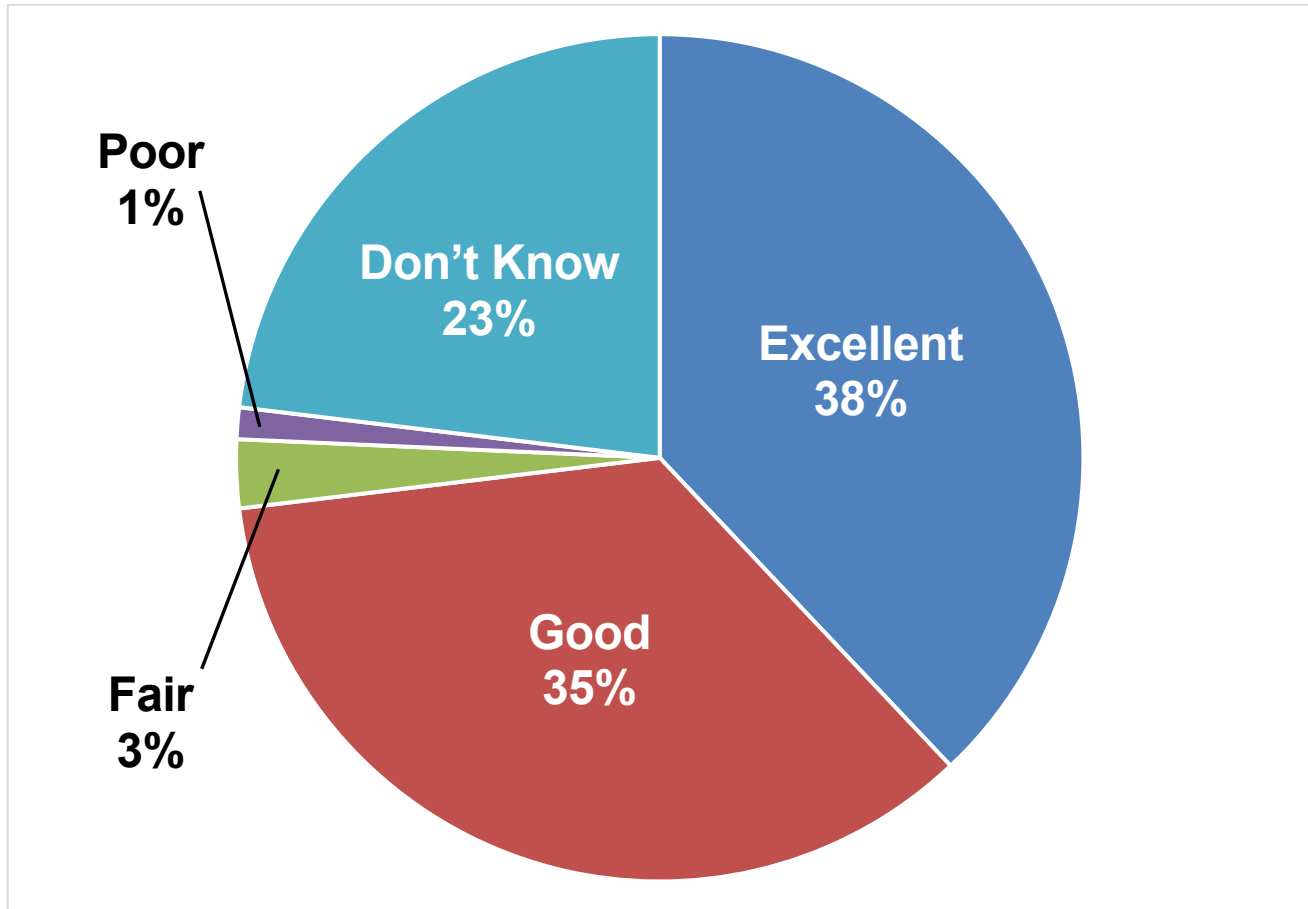
	2013	2014	2015	2016	2017	2018	2019
Very Safe	22	27	26	21	27	26	28%
Somewhat Safe	44	54	60	56	55	58	54%
Somewhat Unsafe	33	18	10	19	14	12	16%
Very Unsafe	0	0	3	2	4	4	2%
Don't Know	0	2	1	1	0	0	0%



How would you rate the overall quality of fire protection services in the city?

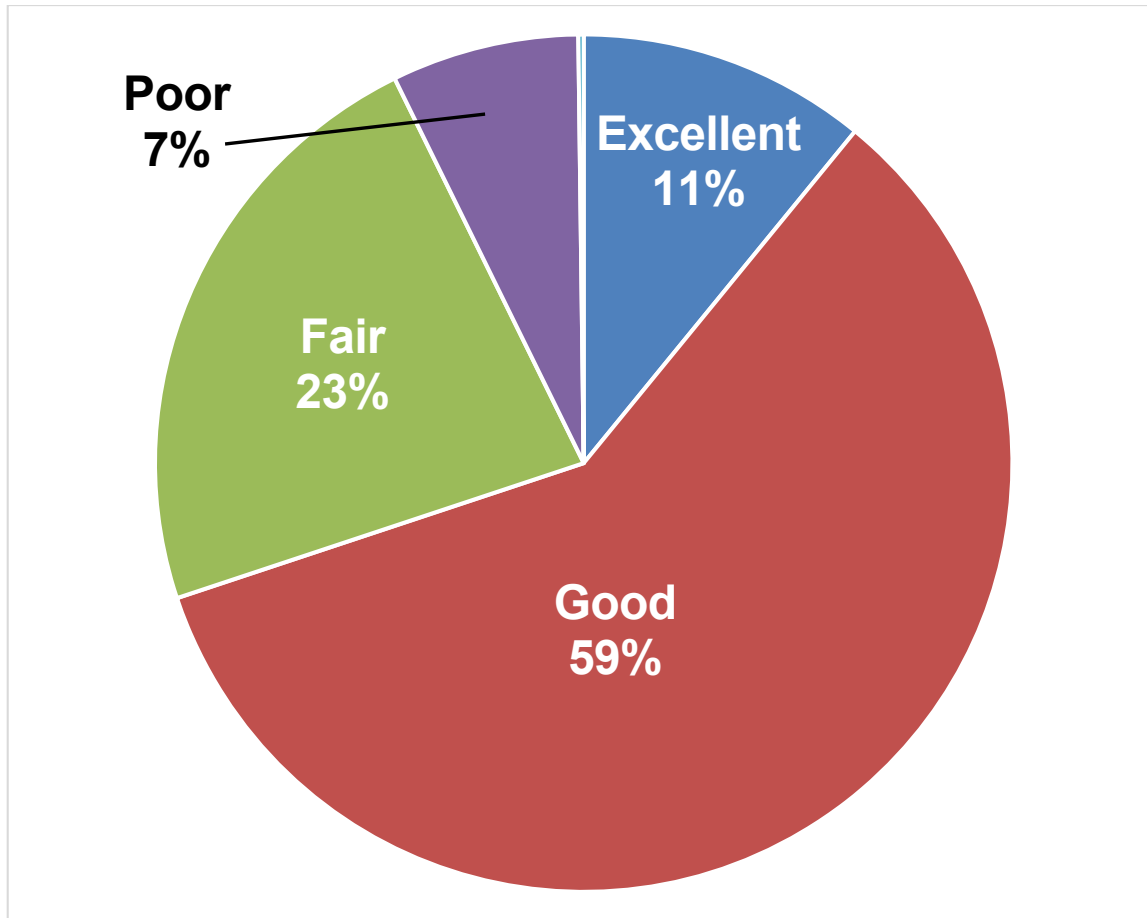
* Those responding "Don't Know" often say they have never used fire services.

	2013	2014	2015	2016	2017	2018	2019
Excellent	56	36	36	26	37	41	38%
Good	6	25	27	35	29	30	35%
Fair	6	2	7	10	4	3	3%
Poor	0	0	1	2	1	0	1%
Don't Know *	3	38	29	27	29	26	23%



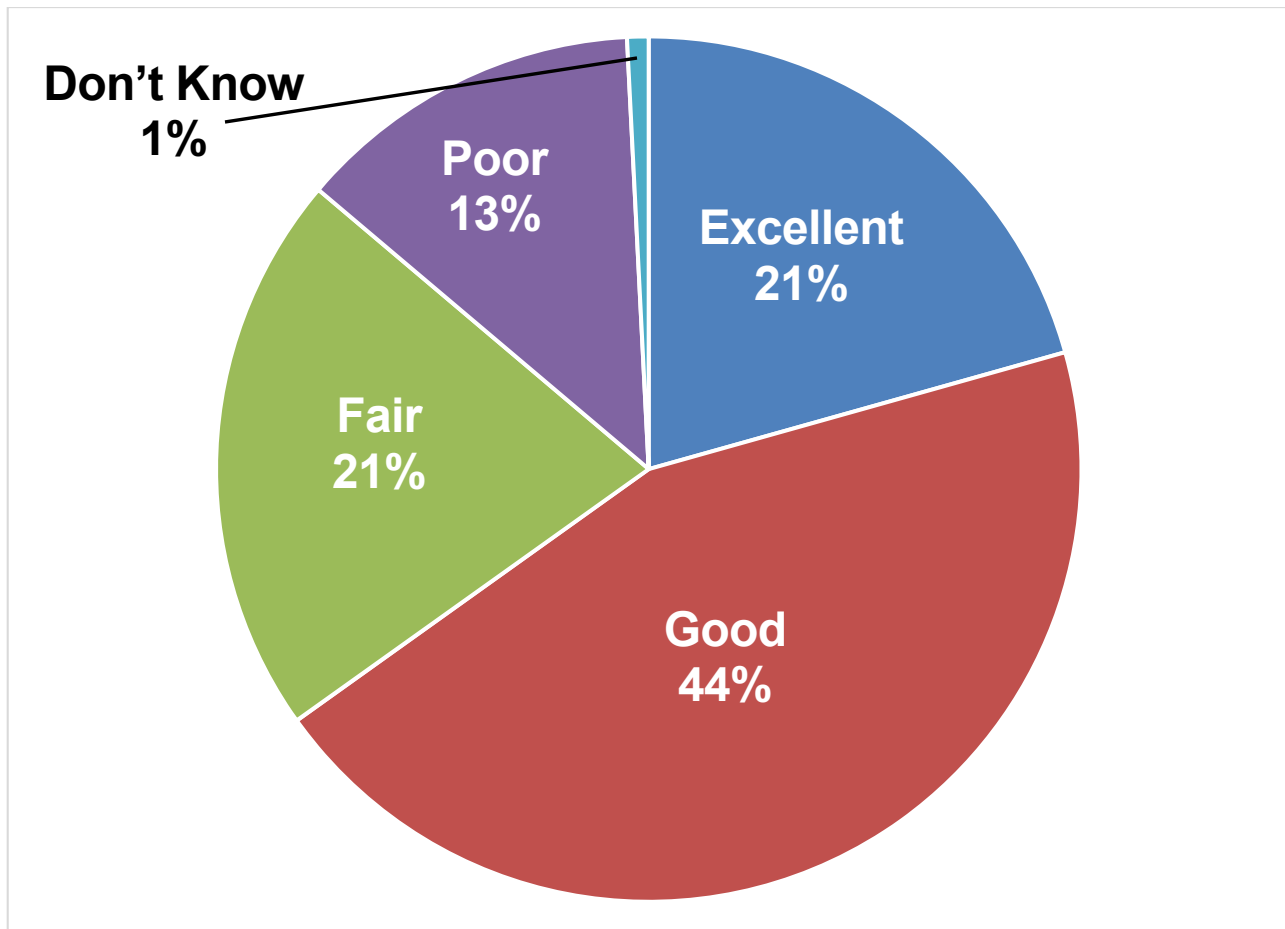
How would you rate the overall condition of city streets?

	2013	2014	2015	2016	2017	2018	2019
Excellent	11	18	15	18	17	15	11%
Good	42	62	55	45	58	58	59%
Fair	37	1	23	25	19	23	23%
Poor	11	5	6	12	5	4	7%
Don't Know	0	0	1	0	0	0	0%



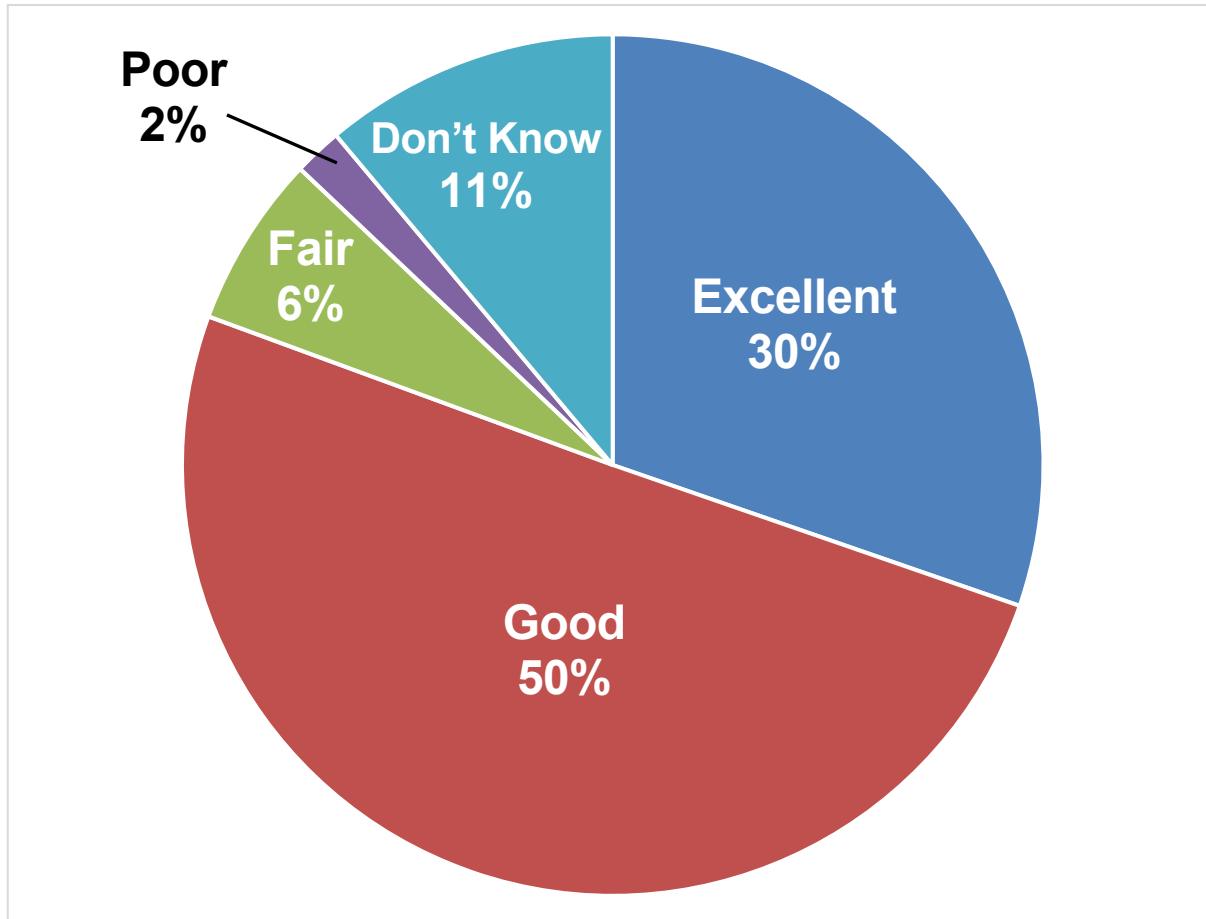
How would you rate the overall quality of snowplowing on city streets?

	2013	2014	2015	2016	2017	2018	2019
Excellent	21	13	19	10	19	24	21%
Good	26	31	48	33	50	39	44%
Fair	21	35	18	35	19	23	21%
Poor	32	20	14	17	9	11	13%
Don't Know	0	2	2	6	3	3	1%



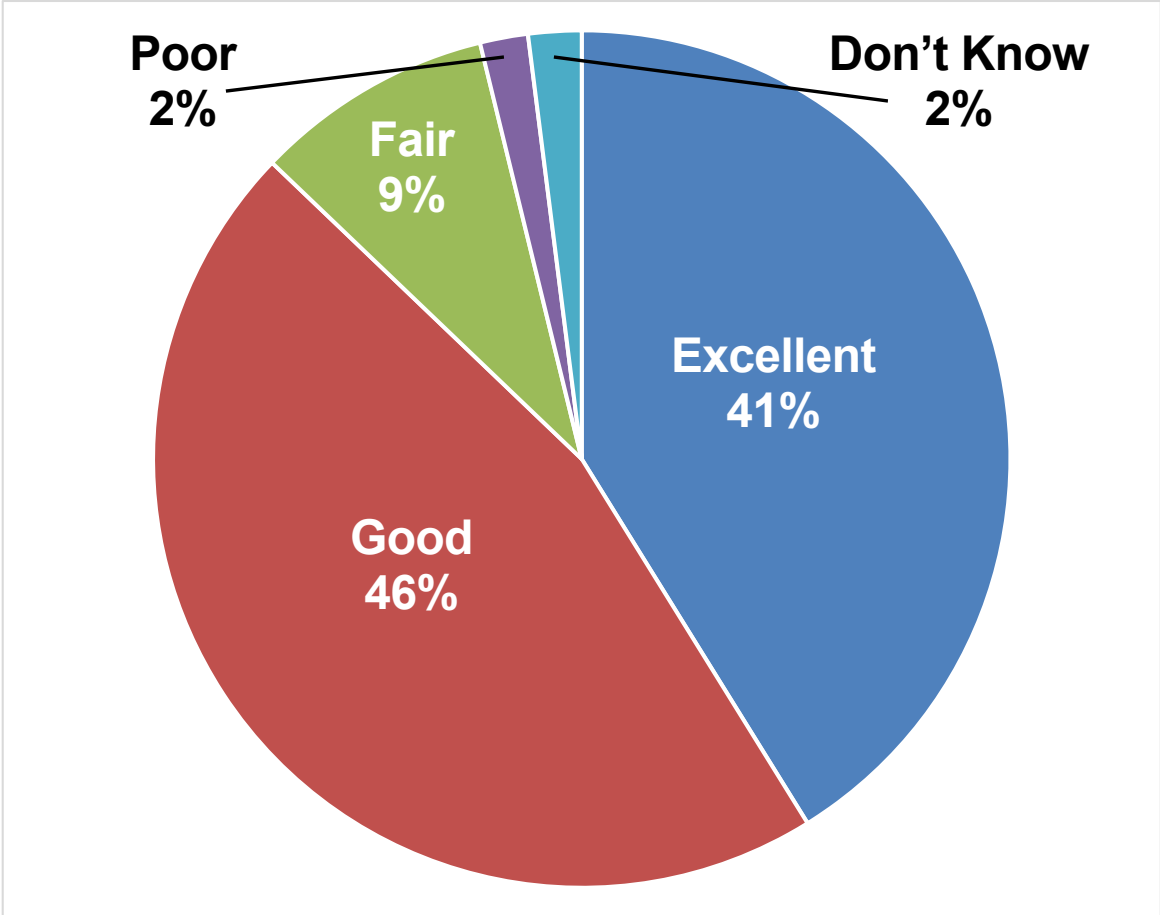
How would you rate the dependability and overall quality of city sanitary sewer service?

	2013	2014	2015	2016	2017	2018	2019
Excellent	37	45	30	27	34	36	30%
Good	42	45	47	43	48	48	50%
Fair	11	0	9	11	6	5	6%
Poor	5	0	1	7	0	1	2%
Don't Know	5	11	13	12	12	10	11%



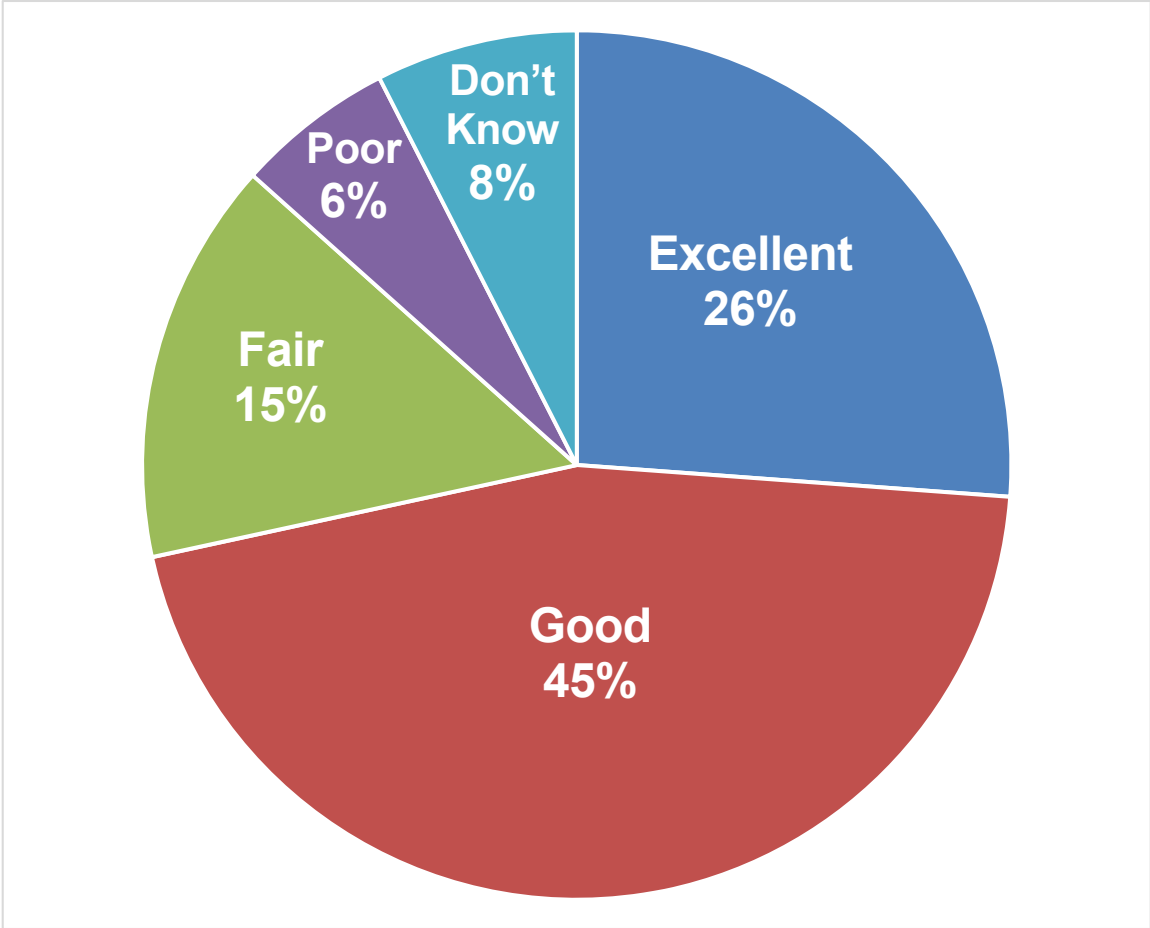
How would you rate the dependability and overall quality of the city water supply?

	2013	2014	2015	2016	2017	2018	2019
Excellent	37	50	35	27	43	47	41%
Good	42	43	46	58	46	44	46%
Fair	11	5	13	9	6	6	9%
Poor	0	0	3	1	3	2	2%
Don't Know	11	2	3	5	2	1	2%



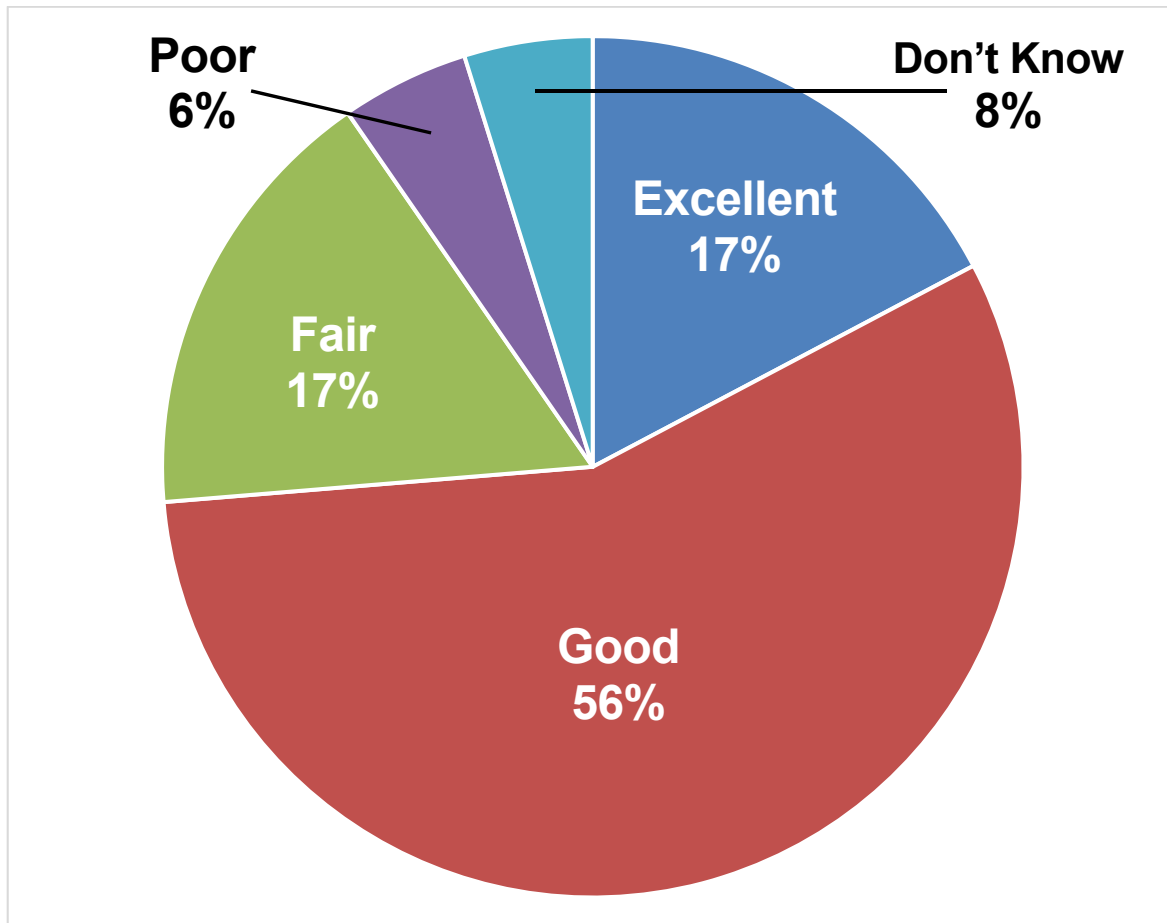
How would you rate the overall quality of city recreational programs and facilities (e.g. parks, trails, park facilities, etc.)?

	2013	2014	2015	2016	2017	2018	2019
Excellent	21	25	22	14	25	27	26%
Good	47	50	48	47	46	45	45%
Fair	32	14	15	19	19	17	15%
Poor	0	5	11	14	5	5	6%
Don't Know	0	5	4	7	6	6	8%



How would you rate the overall quality of services provided by the city?

	2013	2014	2015	2016	2017	2018	2019
Excellent	16	14	11	14	19	23	17%
Good	37	66	6	48	59	53	56%
Fair	42	13	18	27	14	15	17%
Poor	0	2	6	8	4	4	5%
Don't Know	5	5	4	3	4	5	5%



Change in taxable market value:

2019: 1,975,194,116

2020: 1,995,358,954

Percentage change: 1%