

# State of Minnesota



## Office of the State Auditor

Julie Blaha  
State Auditor

---

### **Pope County Glenwood, Minnesota**

Year Ended December 31, 2023

# Pope County Glenwood, Minnesota

## Table of Contents

|   | <u>Exhibit</u> | <u>Page</u> |
|---|----------------|-------------|
| <b>Introductory Section</b>   |                |             |
| Organization  |                | 1           |
| <b>Financial Section</b>  |                |             |
| Independent Auditor's Report  |                | 2           |
| Management's Discussion and Analysis  |                | 5           |
| Basic Financial Statements  |                |             |
| Government-Wide Financial Statements  |                |             |
| Statement of Net Position   | 1              | 13          |
| Statement of Activities   | 2              | 15          |
| Fund Financial Statements   |                |             |
| Governmental Funds  |                |             |
| Balance Sheet   | 3              | 17          |
| Reconciliation of Governmental Funds Balance Sheet to the Government-Wide             | 4              | 19          |
| Statement of Net Position – Governmental Activities                                   |                |             |
| Statement of Revenues, Expenditures, and Changes in Fund Balances                     | 5              | 20          |
| Reconciliation of the Statement of Revenues, Expenditures, and Changes in Fund        | 6              | 24          |
| Balances of Governmental Funds to the Government-Wide Statement of Activities –       |                |             |
| Governmental Activities   |                |             |
| Fiduciary Funds   |                |             |
| Statement of Fiduciary Net Position   | 7              | 26          |
| Statement of Changes in Fiduciary Net Position  | 8              | 27          |
| Notes to the Financial Statements   |                | 28          |
| Required Supplementary Information  |                |             |
| Budgetary Comparison Schedules  |                |             |
| General Fund  | A-1            | 66          |
| Road and Bridge Special Revenue Fund  | A-2            | 69          |
| Schedule of Changes in Total OPEB Liability and Related Ratios – Other Postemployment | A-3            | 70          |
| Benefits  |                |             |
| PERA General Employees Retirement Plan  |                |             |
| Schedule of Proportionate Share of Net Pension Liability                              | A-4            | 72          |
| Schedule of Contributions   | A-5            | 73          |
| PERA Public Employees Police and Fire Plan  |                |             |
| Schedule of Proportionate Share of Net Pension Liability                              | A-6            | 74          |
| Schedule of Contributions   | A-7            | 75          |
| Notes to the Required Supplementary Information                                       |                | 76          |

# Pope County Glenwood, Minnesota

## Table of Contents

|   | <u>Exhibit</u> | <u>Page</u> |
|---|----------------|-------------|
| Supplementary Information   |                |             |
| Combining and Individual Fund Financial Statements  |                |             |
| Debt Service Fund – Budgetary Comparison Schedule   | B-1            | 84          |
| Nonmajor Governmental Funds and Fiduciary Funds – Custodial Funds   |                | 85          |
| Combining Balance Sheet – Nonmajor Governmental Funds   | B-2            | 86          |
| Combining Statement of Revenues, Expenditures, and Changes in Fund Balances – Nonmajor Governmental Funds   | B-3            | 87          |
| Combining Statement of Fiduciary Net Position – Fiduciary Funds – Custodial Funds   | B-4            | 88          |
| Combining Statement of Changes in Fiduciary Net Position – Fiduciary Funds – Custodial Funds  | B-5            | 89          |
| Other Schedules   |                |             |
| Balance Sheet – By Ditch – Ditch Special Revenue Fund   | C-1            | 91          |
| Schedule of Intergovernmental Revenue   | C-2            | 93          |
| Schedule of Expenditures of Federal Awards  | C-3            | 94          |
| Notes to the Schedule of Expenditures of Federal Awards   |                | 95          |
| <b>Management and Compliance Section</b>  |                |             |
| Report on Internal Control Over Financial Reporting and on Compliance and Other Matters Based on an Audit of Financial Statements Performed in Accordance with <i>Government Auditing Standards</i> |                | 96          |
| Report on Compliance for Each Major Federal Program and Report on Internal Control Over Compliance Required by the Uniform Guidance   |                | 98          |
| Schedule of Findings and Questioned Costs   |                | 101         |
| Summary Schedule of Prior Audit Findings  |                | 102         |

## **Introductory Section**

# Pope County Glenwood, Minnesota

## Organization 2023

| <u>Office</u>            | <u>Name</u>        | <u>Term</u>     |               |
|--------------------------|--------------------|-----------------|---------------|
|                          |                    | <u>From</u>     | <u>To</u>     |
| Commissioners            |                    |                 |               |
| 1st District             | Paul Gremmels      | January 2023    | January 2027  |
| 2nd District             | Gordan Wagner*     | January 2021    | January 2025  |
| 3rd District             | Paul Gerde**       | January 2021    | January 2025  |
| 4th District             | Larry Lindor       | January 2023    | January 2027  |
| 5th District             | Paul Wildman       | January 2023    | January 2027  |
| Officers                 |                    |                 |               |
| Elected                  |                    |                 |               |
| Attorney                 | Neil Neilson       | January 2023    | January 2027  |
| Auditor/Treasurer        | Stephanie Rust     | January 2023    | January 2027  |
| County Recorder          | Sarah Green        | January 2023    | January 2027  |
| Sheriff                  | Tim Riley          | January 2023    | January 2027  |
| Appointed                |                    |                 |               |
| Assessor                 | Michael Wacker     | January 2021    | December 2024 |
| Coroner                  | Dr. A. Quinn Piper | August 15, 2022 | December 2023 |
| Highway Engineer         | Brian Giese        | June 2023       | May 2027      |
| Veterans Service Officer | Hugh Reimers       | April 2019      | April 2023    |
| Veterans Service Officer | Jeffrey Stewart    | June 2023       | June 2027     |
| Administrator            | Kersten Kappmeyer  |                 | Indefinite    |
| Surveyor                 | Rodney Eldevik     | January 2020    | December 2023 |
| *Chair                   |                    |                 |               |
| **Vice Chair             |                    |                 |               |

## **Financial Section**

**Independent Auditor's Report**

Board of County Commissioners  
Pope County  
Glenwood, Minnesota

**Report on the Audit of the Financial Statements*****Opinions***

We have audited the financial statements of the governmental activities, the discretely presented component unit, each major fund, and the aggregate remaining fund information of Pope County, Minnesota, as of and for the year ended December 31, 2023, and the related notes to the financial statements, which collectively comprise the County's basic financial statements, as listed in the table of contents.

In our opinion, the accompanying financial statements referred to above present fairly, in all material respects, the respective financial position of the governmental activities, the discretely presented component unit, each major fund, and the aggregate remaining fund information of Pope County as of December 31, 2023, and the respective changes in financial position for the year then ended in accordance with accounting principles generally accepted in the United States of America.

***Basis for Opinions***

We conducted our audit in accordance with auditing standards generally accepted in the United States of America and the standards applicable to financial audits contained in *Government Auditing Standards*, issued by the Comptroller General of the United States. Our responsibilities under those standards are further described in the Auditor's Responsibilities for the Audit of the Financial Statements section of our report. We are required to be independent of the County, and to meet our other ethical responsibilities, in accordance with the relevant ethical requirements relating to our audit. We believe that the audit evidence we have obtained is sufficient and appropriate to provide a basis for our audit opinions.

***Emphasis of Matter – Change in Accounting Principle***

As discussed in Note 1 to the financial statements, in 2023, the County adopted new accounting guidance by implementing the provisions of Governmental Accounting Standards Board (GASB) Statement No. 96, *Subscription-Based Information Technology Arrangements*, which represents a change in accounting principle. Our opinion is not modified with respect to this matter.

***Responsibilities of Management for the Financial Statements***

Management is responsible for the preparation and fair presentation of these financial statements in accordance with accounting principles generally accepted in the United States of America, and for the design, implementation, and maintenance of internal control relevant to the preparation and fair presentation of financial statements that are free from material misstatement, whether due to fraud or error.

In preparing the financial statements, management is required to evaluate whether there are conditions or events, considered in the aggregate, that raise substantial doubt about the County's ability to continue as a going concern for twelve months beyond the financial statement date, including any currently known information that may raise substantial doubt shortly thereafter.

### ***Auditor's Responsibilities for the Audit of the Financial Statements***

Our objectives are to obtain reasonable assurance about whether the financial statements as a whole are free from material misstatement, whether due to fraud or error, and to issue an auditor's report that includes our opinions. Reasonable assurance is a high level of assurance but is not absolute assurance and, therefore, is not a guarantee that an audit conducted in accordance with auditing standards generally accepted in the United States of America and *Government Auditing Standards* will always detect a material misstatement when it exists. The risk of not detecting a material misstatement resulting from fraud is higher than for one resulting from error, as fraud may involve collusion, forgery, intentional omissions, misrepresentations, or the override of internal control. Misstatements are considered material if there is a substantial likelihood that, individually or in the aggregate, they would influence the judgment made by a reasonable user based on the financial statements.

In performing an audit in accordance with auditing standards generally accepted in the United States of America and *Government Auditing Standards*, we:

- exercise professional judgment and maintain professional skepticism throughout the audit;
- identify and assess the risks of material misstatement of the financial statements, whether due to fraud or error, and design and perform audit procedures responsive to those risks. Such procedures include examining, on a test basis, evidence regarding the amounts and disclosures in the financial statements;
- obtain an understanding of internal control relevant to the audit in order to design audit procedures that are appropriate in the circumstances, but not for the purpose of expressing an opinion on the effectiveness of the County's internal control. Accordingly, no such opinion is expressed;
- evaluate the appropriateness of accounting policies used and the reasonableness of significant accounting estimates made by management, as well as evaluate the overall presentation of the financial statements; and
- conclude whether, in our judgment, there are conditions or events, considered in the aggregate, that raise substantial doubt about the County's ability to continue as a going concern for a reasonable period of time.

We are required to communicate with those charged with governance regarding, among other matters, the planned scope and timing of the audit, significant audit findings, and certain internal control-related matters that we identified during the audit.

### ***Required Supplementary Information***

Accounting principles generally accepted in the United States of America require that the Management's Discussion and Analysis, budgetary comparison schedules for the General Fund and the Road and Bridge Special Revenue Fund, Schedule of Changes in Total OPEB Liability and Related Ratios – Other Postemployment Benefits, PERA retirement plan schedules, and Notes to the Required Supplementary Information be presented to supplement the basic financial statements. Such information is the responsibility of management and, although not a part of the basic financial statements, is required by the GASB, who considers it to be an essential part of financial reporting for placing the basic financial statements in an appropriate operational, economic, or historical context. We have applied certain limited procedures to the required supplementary information in accordance with auditing standards generally accepted in the United States of America, which consisted of inquiries of management about the methods of preparing the information and comparing the information for consistency with management's responses to our inquiries, the basic financial statements, and other knowledge we obtained during our audit of the basic financial statements. We do not express an opinion or provide any assurance on the information because the limited procedures do not provide us with sufficient evidence to express an opinion or provide any assurance.



**Supplementary Information**

Our audit was conducted for the purpose of forming opinions on the financial statements that collectively comprise Pope County's basic financial statements. The Debt Service Fund – Budgetary Comparison Schedule, combining nonmajor governmental fund financial statements, combining fiduciary fund financial statements, Balance Sheet – by Ditch – Ditch Special Revenue Fund, Schedule of Intergovernmental Revenue, and Schedule of Expenditures of Federal Awards and related notes, as required by Title 2 U.S. *Code of Federal Regulations* Part 200, *Uniform Administrative Requirements, Cost Principles, and Audit Requirements for Federal Awards* are presented for purposes of additional analysis and are not a required part of the basic financial statements. Such information is the responsibility of management and was derived from and relates directly to the underlying accounting and other records used to prepare the basic financial statements. The information has been subjected to the auditing procedures applied in the audit of the basic financial statements and certain additional procedures, including comparing and reconciling such information directly to the underlying accounting and other records used to prepare the basic financial statements or to the basic financial statements themselves, and other additional procedures in accordance with auditing standards generally accepted in the United States of America. In our opinion, the Supplementary Information as identified above is fairly stated, in all material respects, in relation to the basic financial statements as a whole.

**Other Reporting Required by Government Auditing Standards**

In accordance with *Government Auditing Standards*, we have also issued our report dated August 6, 2024, on our consideration of Pope County's internal control over financial reporting and on our tests of its compliance with certain provisions of laws, regulations, contracts, and grant agreements and other matters. The purpose of that report is solely to describe the scope of our testing of internal control over financial reporting and compliance and the results of that testing, and not to provide an opinion on the effectiveness of Pope County's internal control over financial reporting or on compliance. That report is an integral part of an audit performed in accordance with *Government Auditing Standards* in considering Pope County's internal control over financial reporting and compliance.

/s/Julie Blaha

Julie Blaha  
State Auditor

August 6, 2024

/s/Chad Struss

Chad Struss, CPA  
Deputy State Auditor

## **Management's Discussion and Analysis**

# Pope County Glenwood, Minnesota

## Management's Discussion and Analysis December 31, 2023 (Unaudited)

### Introduction

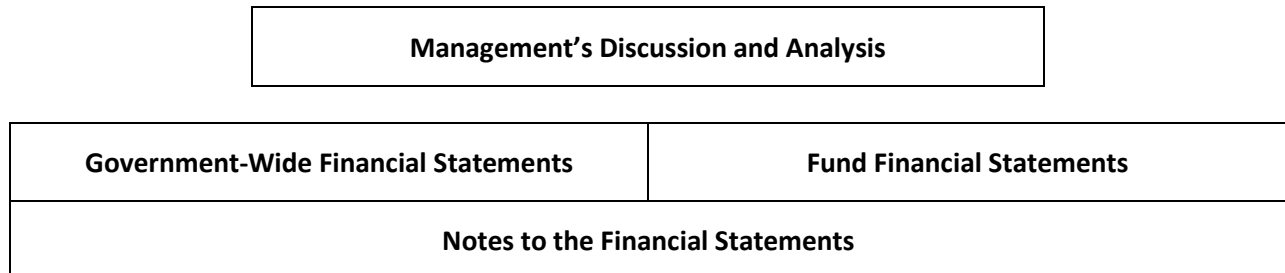
Pope County's Management's Discussion and Analysis (MD&A) provides an overview of the County's financial activities for the fiscal year ended December 31, 2023. Since this information is designed to focus on the current year's activities, resulting changes, and currently known facts, it should be read in conjunction with Pope County's financial statements and the notes to the financial statements.

### Financial Highlights

- Governmental activities' total net position is \$83,546,166, of which Pope County has invested \$69,373,411 in capital assets, net of related debt, and \$4,427,417 is restricted to specific purposes/uses by the County.
- The net cost of Pope County's governmental activities for the year ended December 31, 2023, was \$11,641,432; the net cost was funded by general revenues and other items totaling \$12,459,553.
- Pope County's net position increased by \$818,121 for the year ended December 31, 2023; the net position of the County's discretely presented component unit increased by \$452,126.
- The fund balances of all Pope County's funds decreased by \$1,269,143.

### Overview of the Financial Statements

Pope County's MD&A report serves as an introduction to the basic financial statements. The County's basic financial statements consist of three parts: government-wide financial statements, fund financial statements, and notes to the financial statements. The MD&A (this section), certain budgetary comparison schedules, and information on the County's other postemployment benefits (OPEB) and pension liability are required to accompany the basic financial statements and, therefore, are included as required supplementary information. The following chart demonstrates how the different pieces are inter-related.



Pope County presents two government-wide financial statements—the Statement of Net Position and the Statement of Activities. These two government-wide financial statements provide information about the activities of the County as a whole and present a longer-term view of Pope County's finances. The County's fund financial statements follow these two government-wide financial statements. For governmental activities, these statements tell how Pope County financed these services in the short term as well as what remains for future spending. Fund financial statements also report the County's operations in more detail than the government-wide

statements by providing information about the County's most significant/major funds. The remaining statement provides financial information about activities for which the County acts solely as a trustee or agent for the benefit of those outside of the government.

### **Government-Wide Financial Statements—The Statement of Net Position and the Statement of Activities**

The Statement of Net Position and the Statement of Activities report information about Pope County as a whole and about its activities in a way that helps the reader determine whether Pope County's financial condition has improved or declined as a result of the current year's activities. These statements include all assets, deferred outflows of resources, liabilities, and deferred inflows of resources using the full accrual basis of accounting, which is similar to the accounting used by most private-sector companies.

These two statements consider all of Pope County's current year revenues and expenses, regardless of when the County receives the revenue or pays the expenditure and report the County's net position and changes in net position. You can think of the County's net position—the difference between assets and deferred outflows of resources, and liabilities and deferred inflows of resources—as one way to measure Pope County's financial health or financial position. Over time, increases or decreases in the County's net position are one indicator of whether its financial health is improving or deteriorating. You will need to consider other non-financial factors, however, such as changes in the County's property tax base and the general economic conditions of the state and County, to assess the overall health of Pope County.

In the Statement of Net Position and the Statement of Activities, we divide the County into two kinds of activities:

- **Governmental activities**—Pope County reports its basic services in the "Governmental Activities" column of these reports. The activities reported by the County include general government, public safety, highways and streets, sanitation, human services, health, culture and recreation, conservation of natural resources, economic development, and interest. Pope County finances the majority of these activities with local property taxes, state-paid aids, fees, charges for services, and federal and state grants.
- **Component unit**—Pope County includes one separate legal entity on its report. The Pope County Housing and Redevelopment Authority/Economic Development Authority is presented in a separate column. Although legally separate, this "component unit" is important because the County is financially accountable for it.

### **Fund Financial Statements**

Pope County's fund financial statements provide detailed information about the significant funds—not the County as a whole. Significant governmental and fiduciary funds may be established by the County to meet requirements of a specific state law, to help control and manage money for a particular purpose/project, or to show that it is meeting specific legal responsibilities and obligations when expending property tax revenues, grants, and/or other funds designated for a specific purpose.

**Governmental funds**—Most of Pope County's basic services are reported in governmental funds, which focus on how money flows into and out of those funds and the balances left at year-end that are available for spending. These funds are reported in our financial statements using the modified accrual method of accounting. This method measures cash and other financial assets that the County can readily convert to cash. The governmental fund statements provide a detailed short-term view of the County's general government operations and the basic services it provides. Governmental fund information helps determine whether there are financial resources available that can be spent in the near future to finance various programs within Pope County. We describe the relationship (or differences) between governmental activities (reported in the Statement of Net Position and the Statement of Activities) and governmental funds in a reconciliation statement following each governmental fund financial statement.

## Reporting the County's Fiduciary Responsibilities

Pope County is the trustee, or fiduciary, over assets, which can only be used for the benefit of parties outside the County. All of the County's fiduciary activities are reported in the statement of fiduciary net position and the statement of changes in fiduciary net position. These activities have been excluded from the County's other financial statements because the County cannot use these assets to finance its operations. Pope County is responsible for ensuring that the assets reported in these funds are used for their intended purposes.

### The County as a Whole

The analysis below focuses on the net position (Table 1) and changes in net position (Table 2) of the County's governmental activities.

**Table 1**  
**Net Position**

|  | Governmental Activities |               |
|--|-------------------------|---------------|
|  | 2023                    | 2022          |
| Assets   |                         |               |
| Current and other assets   | \$ 23,033,086           | \$ 24,886,726 |
| Capital assets, net of accumulated depreciation and amortization | 71,008,731              | 68,716,864    |
| Total Assets   | \$ 94,041,817           | \$ 93,603,590 |
| Deferred Outflows of Resources                                   |                         |               |
| Deferred pension outflows  | \$ 2,906,110            | \$ 3,619,100  |
| Deferred OPEB outflows   | 137,035                 | 179,063       |
| Total Deferred Outflows of Resources                             | \$ 3,043,145            | \$ 3,798,163  |
| Liabilities  |                         |               |
| Long-term liabilities  | \$ 7,659,456            | \$ 11,236,396 |
| Other liabilities  | 1,956,581               | 1,877,293     |
| Total Liabilities  | \$ 9,616,037            | \$ 13,113,689 |
| Deferred Inflows of Resources                                    |                         |               |
| Deferred pension inflows   | \$ 3,622,850            | \$ 1,442,862  |
| Deferred OPEB inflows  | 299,909                 | 117,157       |
| Total Deferred Inflows of Resources                              | \$ 3,922,759            | \$ 1,560,019  |
| Net Position   |                         |               |
| Net investment in capital assets                                 | \$ 69,373,411           | \$ 66,803,823 |
| Restricted   | 4,427,417               | 4,409,584     |
| Unrestricted   | 9,745,338               | 11,514,638    |
| Total Net Position   | \$ 83,546,166           | \$ 82,728,045 |

Pope County's total net position for the year ended December 31, 2023, totals \$83,456,166. The governmental activities' unrestricted net position totals \$9,745,338. Unrestricted net position is the part of net position that can be used to meet Pope County's ongoing obligations to citizens and creditors without constraints established by debt covenants, enabling legislation, or other legal requirements.

**Table 2**  
**Changes in Net Position**

|  | Governmental Activities |                |
|--|-------------------------|----------------|
|  | 2023                    | 2022           |
| Revenues   |                         |                |
| Program revenues   |                         |                |
| Fees, charges, fines, and other                              | \$ 1,600,344            | \$ 1,648,428   |
| Operating grants and contributions                           | 6,765,056               | 6,438,317      |
| Capital grants and contributions                             | 1,698,817               | 1,098,257      |
| General revenues   |                         |                |
| Property taxes   | 9,702,140               | 9,303,274      |
| Other taxes  | 553,902                 | 470,444        |
| Grants and contributions not restricted to specific programs | 1,175,754               | 2,331,876      |
| Other general revenues                                       | 1,027,757               | 482,775        |
| Total Revenues and Special Item                              | \$ 22,523,770           | \$ 21,773,371  |
| Expenses   |                         |                |
| General government   | \$ 4,909,208            | \$ 5,155,092   |
| Public safety  | 3,331,822               | 2,950,593      |
| Highways and streets   | 7,447,853               | 5,375,516      |
| Sanitation   | 680,735                 | 717,398        |
| Human services   | 2,023,096               | 2,130,270      |
| Health   | 80,086                  | 76,965         |
| Culture and recreation                                       | 193,472                 | 190,011        |
| Conservation of natural resources                            | 680,890                 | 654,635        |
| Economic development   | 2,309,775               | 1,466,866      |
| Interest   | 48,712                  | 45,345         |
| Total Expenses   | \$ 21,705,649           | \$ 18,762,691  |
| Special item – transfer of human services operations         | \$ -                    | \$ (2,818,978) |
| Increase (Decrease) in Net Position                          | \$ 818,121              | \$ 191,702     |
| Net Position – January 1                                     | 82,728,045              | 82,536,343     |
| Net Position – December 31                                   | \$ 83,546,166           | \$ 82,728,045  |

### Governmental Activities

Revenues for Pope County’s governmental activities for the year ended December 31, 2023, were \$22,523,770. The County’s cost for all governmental activities for the year ended December 31, 2023, was \$21,705,649. The net position for the County’s governmental activities increased by \$818,121 in 2023.

As shown in the Statement of Activities, the amount that Pope County taxpayers ultimately financed for these governmental activities through local property taxation was \$9,702,140 because \$1,600,344 of the costs were paid by those who directly benefited from the programs, and \$9,639,627 was paid by other governments and organizations that subsidized certain programs with grants and contributions. Pope County paid for the remaining “public benefit” portion of governmental activities with \$1,581,659 from other revenues, such as investment income, mortgage registry tax, wheelage tax, and state deed tax.

**Figure 1**  
**Total County Revenues**  
**2023**

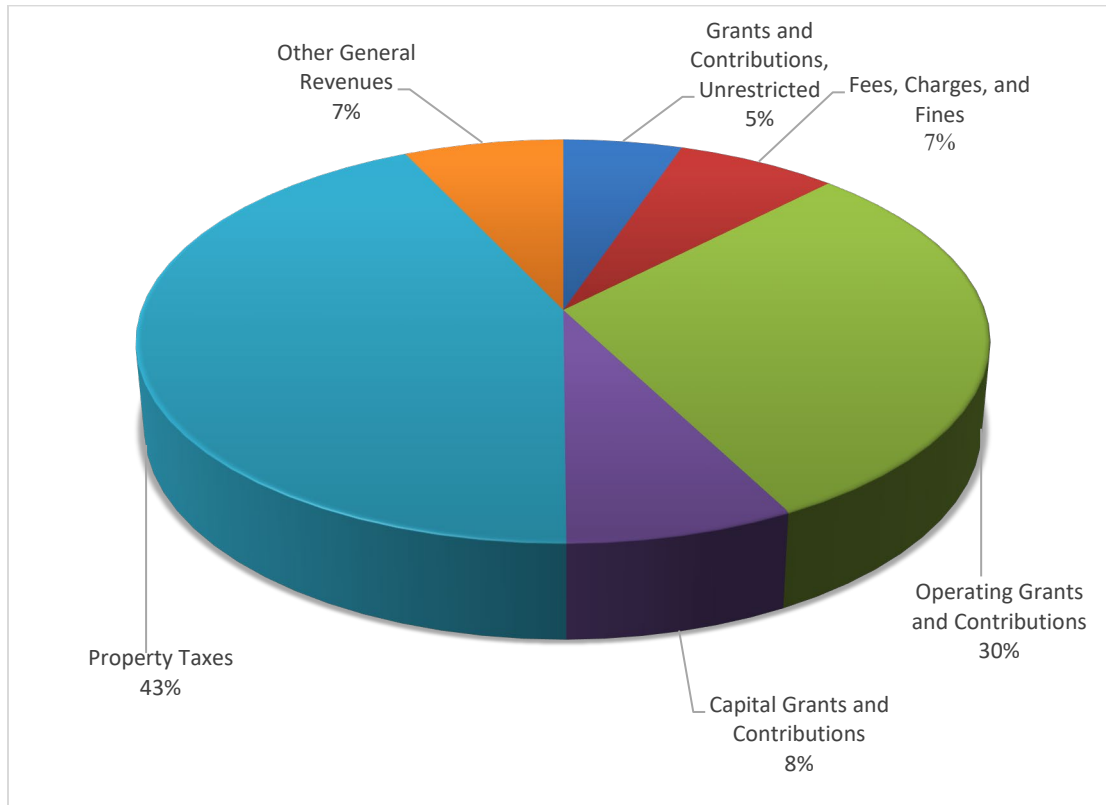
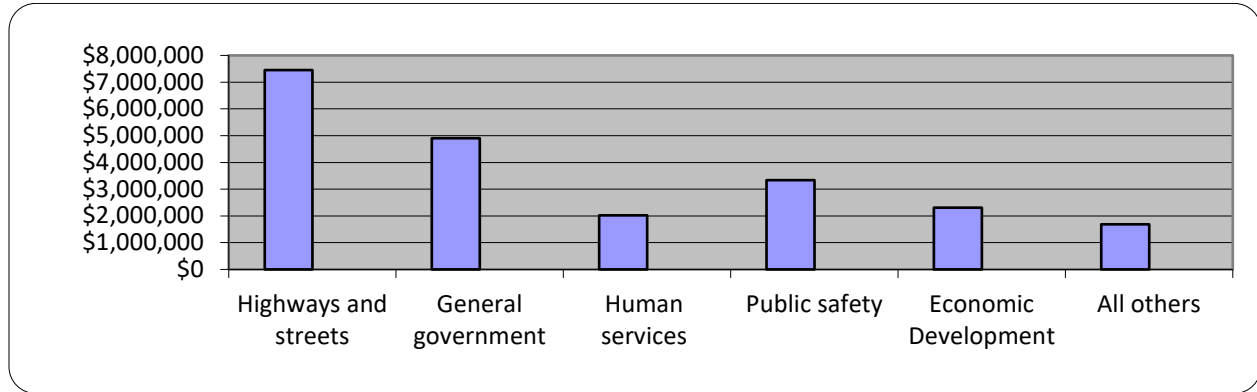


Table 3 presents the cost of each of Pope County's five largest program functions, as well as each function's net cost (total cost, less revenues generated by the activities). The net cost shows the financial burden placed on Pope County's taxpayers by each of these functions.

**Table 3**  
**Governmental Activities**

|                        | Total Cost of<br>Services 2023 | Net Cost of<br>Services 2023 |
|------------------------|--------------------------------|------------------------------|
| Program Expenses       |                                |                              |
| General government     | \$ 4,909,208                   | \$ 4,113,554                 |
| Public safety          | 3,331,822                      | 2,522,583                    |
| Highways and streets   | 7,447,853                      | 234,512                      |
| Human services         | 2,023,096                      | 2,023,096                    |
| Economic development   | 2,309,775                      | 2,309,775                    |
| All others             | 1,683,895                      | 437,912                      |
| Total Program Expenses | <u>\$ 21,705,649</u>           | <u>\$ 11,641,432</u>         |

**Figure 2**  
**Governmental Activities Expenses**  
**2023**



### **The County's Funds**

As Pope County completed the year, its governmental funds, as presented in the Balance Sheet, reported a combined fund balance of \$18,953,023.

### **General Fund Budgetary Highlights**

The Pope County Board of Commissioners, over the course of a budget year, may amend/revise the County's General Fund budget. During 2023, the County Board of Commissioners made no changes to the budget as originally adopted on December 27, 2022. Budget amendments/revisions fall into one of three categories: new information changing original budget estimations, greater than anticipated revenues or costs, and final agreement reached on employee contracts.

In the General Fund, actual revenues were more than expected by \$1,977,634 due to higher than anticipated intergovernmental revenue and investment earnings. Actual expenditures were \$2,975,642 more than expected due to a variety of reasons, including broadband expansion, demolition of the Fremad Building, and other general government costs.

### **Capital Assets and Debt Administration**

#### **Capital Assets**

At the end of 2023, Pope County had \$71,008,731 invested in a broad range of capital assets, net of depreciation and amortization. Pope County's net capital assets increased by \$2,291,867, or 3.34 percent, in 2023 due in large part to the purchase of infrastructure. This investment in capital assets includes land, buildings, infrastructure, equipment, construction in progress, leased equipment and subscription-based information technology arrangements (see Table 4). Additional information on capital assets can be found in Note 3 to the financial statements.



**Table 4**  
**Capital Assets at Year-End**  
**(Net of Depreciation and Amortization)**

|  | Governmental Activities |                      |
|--|-------------------------|----------------------|
|  | 2023                    | 2022                 |
| Land   | \$ 2,248,314            | \$ 2,193,924         |
| Buildings  | 5,773,446               | 6,199,478            |
| Office furniture and equipment                         | 711,812                 | 675,406              |
| Machinery and automotive equipment                     | 2,050,726               | 1,718,295            |
| Infrastructure   | 59,839,617              | 57,823,937           |
| Construction In progress                               | -                       | -                    |
| Leased equipment                                       | 319,694                 | 105,824              |
| Subscription-based information technology arrangements | 65,122                  | -                    |
| Totals   | <u>\$ 71,008,731</u>    | <u>\$ 68,716,864</u> |

### Debt Administration

At December 31, 2023, Pope County had \$1,986,053 of outstanding debt. Comparing \$2,252,721 as of December 31, 2022, there was a decrease of \$266,668 due to the addition of subscriptions payable and payments made during the course of the year, as shown in Table 5.

**Table 5**  
**Outstanding Debt at Year-End**

|  | Governmental Activities |                     |
|--|-------------------------|---------------------|
|  | 2023                    | 2022                |
| 2013A G.O. Capital Equipment and Improvement Bonds | \$ -                    | \$ 100,000          |
| 2017 G.O. Capital Improvement Bonds                | 1,215,000               | 1,640,000           |
| Loans  |                         |                     |
| State of Minnesota Agricultural Best Management    |                         |                     |
| Loan Program                                       | 408,300                 | 406,855             |
| Leases payable                                     | 323,012                 | 105,866             |
| Subscriptions payable                              | 39,741                  | -                   |
| Totals   | <u>\$ 1,986,053</u>     | <u>\$ 2,252,721</u> |

In 2021, Pope County obtained an “AAA” Credit Enhancement Rating and an underlying rating of “AA” Stable from Standard and Poor’s Investor Services. Other long-term obligations include compensated absences, OPEB, and pensions. Pope County’s notes to the financial statements provide detailed information about the County’s long-term liabilities; see Note 3.

### Economic Factors and Next Year’s Budgets and Rates

The County’s elected and appointed officials considered many factors when setting the fiscal year 2023 budget and tax rates, including:

- Pope County’s unemployment rates for 2022 and 2023 were 2.3 percent and 2.8 percent, respectively, compared to the Minnesota unemployment rate for 2022 and 2023, which averaged 2.6 percent and 2.8 percent, respectively. The unemployment rate continues to impact the level of services requested by Pope County residents.
- Land development and regulation issues.

- Reviewing revenue sources and considering cost-effective and efficient means for the delivery of Pope County programs and services; this will influence the development of future budgets.

On December 19, 2023, the Pope County Board of Commissioners approved the 2024 budget at \$21,086,114. The 2024 total levy is \$11,398,185, less County Program Aid of \$818,679, for a net levy of \$10,579,506. The Board approved a 6.90 percent increase in the levy for 2024.

### **Contacting the County's Financial Management**

Pope County's financial report provides citizens, taxpayers, customers, investors, and creditors with a general overview of Pope County's finances and shows the County's accountability for the money it receives and spends. If you have questions about this report or need additional financial information, contact the Pope County Auditor/Treasurer, 320-634-7706, Pope County Courthouse, 130 East Minnesota Avenue, Glenwood, Minnesota 56334-4525.

## **Basic Financial Statements**

## **Government-Wide Financial Statements**

**Pope County  
Glenwood, Minnesota**

***Exhibit 1***

**Statement of Net Position  
December 31, 2023**

|  | <u>Primary<br/>Government<br/>Governmental<br/>Activities</u> | <u>Component Unit<br/>Housing and<br/>Redevelopment<br/>Authority/Economic<br/>Development<br/>Authority</u> |
|--|---|--|
| <b><u>Assets</u></b>   |   |  |
| Cash and pooled investments  | \$ 20,513,941   | \$ 575,321   |
| Petty cash and change funds  | 1,100   | -  |
| Taxes receivable   |   |  |
| Delinquent   | 94,439  | 20,833   |
| Special assessments receivable   |   |  |
| Delinquent   | 19,898  | -  |
| Noncurrent   | 383,924   | -  |
| Accounts receivable  | 30,097  | -  |
| Accrued interest receivable  | 48,723  | -  |
| Due from other governments   | 1,795,169   | -  |
| Loans receivable   | -   | 290,627  |
| Inventories  | 145,795   | -  |
| Land held for resale   | -   | 275,000  |
| Restricted assets  |   |  |
| Cash and pooled investments  | -   | 895  |
| Capital assets   |   |  |
| Non-depreciable or amortizable   | 2,248,314   | 44,434   |
| Depreciable or amortizable – net of accumulated<br>depreciation and amortization | <u>68,760,417</u>   | <u>-</u>   |
| <b>Total Assets</b>  | <b><u>\$ 94,041,817</u></b>                                   | <b><u>\$ 1,207,110</u></b>   |
| <b><u>Deferred Outflows of Resources</u></b>                                     |   |  |
| Deferred pension outflows  | \$ 2,906,110  | \$ -   |
| Deferred other postemployment benefits outflows                                  | <u>137,035</u>  | <u>-</u>   |
| <b>Total Deferred Outflows of Resources</b>                                      | <b><u>\$ 3,043,145</u></b>                                    | <b><u>\$ -</u></b>   |

**Pope County  
Glenwood, Minnesota**

**Exhibit 1  
(Continued)**

**Statement of Net Position  
December 31, 2023**

|  | <u>Primary<br/>Government<br/>Governmental<br/>Activities</u> | <u>Component Unit<br/>Housing and<br/>Redevelopment<br/>Authority/Economic<br/>Development<br/>Authority</u> |
|--|---|--|
| <b><u>Liabilities</u></b>                          |   |  |
| Accounts payable                                   | \$ 230,157  | \$ 297   |
| Salaries payable                                   | 246,005   | -  |
| Due to other governments                           | 44,247  | 496  |
| Unearned revenue                                   | 890,486   | -  |
| Financial assurance deposit payable                | 545,686   | -  |
| Current liabilities payable from restricted assets |   |  |
| Accounts payable                                   | -   | 895  |
| Long-term liabilities                              |   |  |
| Due within one year                                | 159,671   | -  |
| Due in more than one year                          | 2,396,515   | -  |
| Other postemployment benefits obligation           | 1,073,354   | -  |
| Net pension liability                              | 4,029,916   | -  |
| <b>Total Liabilities</b>                           | <b>\$ 9,616,037</b>   | <b>\$ 1,688</b>  |
| <b><u>Deferred Inflows of Resources</u></b>        |   |  |
| Deferred pension inflows                           | \$ 3,622,850  | \$ -   |
| Deferred other postemployment benefits inflows     | 299,909   | -  |
| <b>Total Deferred Inflows of Resources</b>         | <b>\$ 3,922,759</b>   | <b>\$ -</b>  |
| <b><u>Net Position</u></b>                         |   |  |
| Net investment in capital assets                   | \$ 69,373,411   | \$ 44,434  |
| Restricted for                                     |   |  |
| General government                                 | 256,309   | -  |
| Public safety                                      | 823,794   | -  |
| Highways and streets                               | 1,625,221   | -  |
| Ditch construction and maintenance                 | 109,853   | -  |
| Economic development                               | 90,147  | -  |
| Conservation of natural resources                  | 1,522,093   | -  |
| Unrestricted                                       | 9,745,338   | 1,160,988  |
| <b>Total Net Position</b>                          | <b>\$ 83,546,166</b>  | <b>\$ 1,205,422</b>  |

**Pope County  
Glenwood, Minnesota**

**Statement of Activities  
For the Year Ended December 31, 2023**

| <u>Functions/Programs</u>   | <u>Expenses</u>      | <u>Fees, Charges,<br/>Fines, and<br/>Other</u> |
|---|----------------------|--|
| <b>Primary Government</b>   |                      |  |
| Governmental activities   |                      |  |
| General government  | \$ 4,909,208         | \$ 606,798                                     |
| Public safety   | 3,331,822            | 143,942  |
| Highways and streets  | 7,447,853            | 29,073   |
| Sanitation  | 680,735              | 679,724  |
| Human services  | 2,023,096            | -  |
| Health  | 80,086               | -  |
| Culture and recreation  | 193,472              | -  |
| Conservation of natural resources                                     | 680,890              | 140,807  |
| Economic development  | 2,309,775            | -  |
| Interest  | 48,712               | -  |
| <b>Total Primary Government</b>                                       | <b>\$ 21,705,649</b> | <b>\$ 1,600,344</b>                            |
| <b>Component Unit</b>   |                      |  |
| Housing and Redevelopment Authority/Economic<br>Development Authority | <b>\$ 514,770</b>    | <b>\$ -</b>                                    |

**General Revenues**

Property taxes  
Mortgage registry and deed tax  
Wheelage tax  
Other taxes  
Payments in lieu of tax  
Grants and contributions not restricted to specific programs  
Investment earnings  
Gain on sale of capital assets  
Miscellaneous

**Total general revenues**

**Change in net position**

**Net Position – Beginning**

**Net Position – Ending**

**Exhibit 2**

| Net (Expense) Revenue and Changes in Net Position |  |  |   |
|---|--|--|---|
| Program Revenues                                  |  |  | Component Unit  |
| Operating<br>Grants and<br>Contributions          | Capital<br>Grants and<br>Contributions | Primary Government<br>Governmental<br>Activities | Housing and<br>Redevelopment<br>Authority/Economic<br>Development Authority |
| \$ 188,856  | \$ -                                   | \$ (4,113,554)                                   |   |
| 648,028   | 17,269                                 | (2,522,583)                                      |   |
| 5,502,720   | 1,681,548                              | (234,512)  |   |
| 15,961  | -                                      | 14,950   |   |
| -   | -                                      | (2,023,096)                                      |   |
| 95,147  | -                                      | 15,061   |   |
| -   | -                                      | (193,472)  |   |
| 314,344   | -                                      | (225,739)  |   |
| -   | -                                      | (2,309,775)                                      |   |
| -   | -                                      | (48,712)   |   |
| <u>\$ 6,765,056</u>                               | <u>\$ 1,698,817</u>                    | <u>\$ (11,641,432)</u>                           |   |
| <u>\$ -</u>                                       | <u>\$ -</u>                            |  | <u>\$ (514,770)</u>   |
|   |  | \$ 9,702,140                                     | \$ 453,809  |
|   |  | 13,234   | -   |
|   |  | 258,552  | -   |
|   |  | 89,007   | -   |
|   |  | 193,109  | -   |
|   |  | 1,175,754  | 412,004   |
|   |  | 904,118  | 8,297   |
|   |  | 33,000   | -   |
|   |  | 90,639   | 92,786  |
|   |  | <u>\$ 12,459,553</u>                             | <u>\$ 966,896</u>   |
|   |  | \$ 818,121                                       | \$ 452,126  |
|   |  | <u>82,728,045</u>                                | <u>753,296</u>  |
|   |  | <u>\$ 83,546,166</u>                             | <u>\$ 1,205,422</u>   |



## **Fund Financial Statements**

## **Governmental Funds**

**Pope County  
Glenwood, Minnesota**

**Balance Sheet  
Governmental Funds  
December 31, 2023**

|   | <u>General</u>       | <u>Road and<br/>Bridge</u> |
|---|----------------------|----------------------------|
| <b><u>Assets</u></b>  |                      |                            |
| Cash and pooled investments   | \$ 14,123,775        | \$ 5,970,713               |
| Petty cash and change funds   | 1,100                | -                          |
| Taxes receivable  |                      |                            |
| Delinquent  | 73,529               | 16,428                     |
| Special assessments receivable  |                      |                            |
| Delinquent  | 1,938                | -                          |
| Noncurrent  | 383,924              | -                          |
| Accounts receivable   | 28,947               | 1,150                      |
| Accrued interest receivable   | 48,723               | -                          |
| Due from other governments  | 138,200              | 1,647,014                  |
| Inventories   | -                    | 145,795                    |
| Advances to other funds   | 18,920               | -                          |
|   | <hr/>                | <hr/>                      |
| <b>Total Assets</b>   | <b>\$ 14,819,056</b> | <b>\$ 7,781,100</b>        |
|   | <hr/>                | <hr/>                      |
| <b><u>Liabilities, Deferred Inflows<br/>of Resources, and Fund Balances</u></b> |                      |                            |
| <b>Liabilities</b>  |                      |                            |
| Accounts payable  | \$ 137,892           | \$ 92,065                  |
| Salaries payable  | 189,645              | 56,360                     |
| Due to other governments  | 21,438               | 193                        |
| Unearned revenue  | 890,486              | -                          |
| Advances from other funds   | -                    | -                          |
| Financial assurance deposit payable   | 545,686              | -                          |
|   | <hr/>                | <hr/>                      |
| <b>Total Liabilities</b>  | <b>\$ 1,785,147</b>  | <b>\$ 148,618</b>          |
|   | <hr/>                | <hr/>                      |
| <b>Deferred Inflows of Resources</b>  |                      |                            |
| Unavailable revenue   | \$ 459,391           | \$ 1,641,649               |
|   | <hr/>                | <hr/>                      |
| <b>Fund Balances</b>  |                      |                            |
| Nonspendable  | \$ 86,802            | \$ 145,795                 |
| Restricted  | 2,185,898            | -                          |
| Assigned  | 809,606              | 5,845,038                  |
| Unassigned  | 9,492,212            | -                          |
|   | <hr/>                | <hr/>                      |
| <b>Total Fund Balances</b>  | <b>\$ 12,574,518</b> | <b>\$ 5,990,833</b>        |
|   | <hr/>                | <hr/>                      |
| <b>Total Liabilities, Deferred Inflows<br/>of Resources, and Fund Balances</b>  | <b>\$ 14,819,056</b> | <b>\$ 7,781,100</b>        |
|   | <hr/>                | <hr/>                      |

**Exhibit 3**

| <b>Human<br/>Services</b> | <b>Solid<br/>Waste</b> | <b>Debt<br/>Service</b> | <b>Other<br/>Governmental<br/>Funds</b> | <b>Total</b>         |
|---------------------------|------------------------|-------------------------|---|----------------------|
| \$ -                      | \$ 14,187              | \$ 171,404              | \$ 233,862                              | \$ 20,513,941        |
| -                         | -                      | -                       | -                                       | 1,100                |
| 1,383                     | -                      | 3,099                   | -                                       | 94,439               |
| -                         | 17,607                 | -                       | 353                                     | 19,898               |
| -                         | -                      | -                       | -                                       | 383,924              |
| -                         | -                      | -                       | -                                       | 30,097               |
| -                         | -                      | -                       | -                                       | 48,723               |
| -                         | -                      | -                       | 9,955                                   | 1,795,169            |
| -                         | -                      | -                       | -                                       | 145,795              |
| -                         | -                      | -                       | -                                       | 18,920               |
| <b>\$ 1,383</b>           | <b>\$ 31,794</b>       | <b>\$ 174,503</b>       | <b>\$ 244,170</b>                       | <b>\$ 23,052,006</b> |

|             |                  |             |                  |                     |
|-------------|------------------|-------------|------------------|---------------------|
| \$ -        | \$ -             | \$ -        | \$ 200           | \$ 230,157          |
| -           | -                | -           | -                | 246,005             |
| -           | 14,187           | -           | 8,429            | 44,247              |
| -           | -                | -           | -                | 890,486             |
| -           | -                | -           | 18,920           | 18,920              |
| -           | -                | -           | -                | 545,686             |
| <b>\$ -</b> | <b>\$ 14,187</b> | <b>\$ -</b> | <b>\$ 27,549</b> | <b>\$ 1,975,501</b> |

|                 |                  |                 |               |                     |
|-----------------|------------------|-----------------|---------------|---------------------|
| <b>\$ 1,383</b> | <b>\$ 17,607</b> | <b>\$ 3,099</b> | <b>\$ 353</b> | <b>\$ 2,123,482</b> |
|-----------------|------------------|-----------------|---------------|---------------------|

|             |             |                   |                   |                      |
|-------------|-------------|-------------------|-------------------|----------------------|
| \$ -        | \$ -        | \$ -              | \$ -              | \$ 232,597           |
| -           | -           | 171,404           | 230,083           | 2,587,385            |
| -           | -           | -                 | -                 | 6,654,644            |
| -           | -           | -                 | (13,815)          | 9,478,397            |
| <b>\$ -</b> | <b>\$ -</b> | <b>\$ 171,404</b> | <b>\$ 216,268</b> | <b>\$ 18,953,023</b> |

|                 |                  |                   |                   |                      |
|-----------------|------------------|-------------------|-------------------|----------------------|
| <b>\$ 1,383</b> | <b>\$ 31,794</b> | <b>\$ 174,503</b> | <b>\$ 244,170</b> | <b>\$ 23,052,006</b> |
|-----------------|------------------|-------------------|-------------------|----------------------|

**Pope County  
Glenwood, Minnesota**

**Exhibit 4**

**Reconciliation of Governmental Funds Balance Sheet to the  
Government-Wide Statement of Net Position – Governmental Activities  
December 31, 2023**

|   |                             |
|---|-----------------------------|
| <b>Fund balance – total governmental funds (Exhibit 3)</b>  | <b>\$ 18,953,023</b>        |
| Amounts reported for governmental activities in the statement of net position are different because:  |                             |
| Capital assets, net of accumulated depreciation and amortization, used in governmental activities are not financial resources and, therefore, are not reported in the governmental funds. | 71,008,731                  |
| Deferred outflows of resources resulting from pension obligations are not available resources and, therefore, are not reported in the governmental funds.                                 | 2,906,110                   |
| Deferred outflows of resources resulting from other postemployment benefits obligations are not available and, therefore, are not reported in the governmental funds.                     | 137,035                     |
| Revenues in the statement of activities that do not provide current financial resources are not reported in the governmental funds.   | 2,123,482                   |
| Long-term liabilities, including bonds payable, are not due and payable in the current period and, therefore, are not reported in the governmental funds.                                 |                             |
| General obligation bonds  | \$ (1,215,000)              |
| Discounts/premiums on bonds   | (57,567)                    |
| Leases payable  | (323,012)                   |
| Subscription-based technology arrangements payable  | (39,741)                    |
| Loans payable   | (408,300)                   |
| Compensated absences  | (512,566)                   |
| Other postemployment benefits obligation  | (1,073,354)                 |
| Net pension liability   | <u>(4,029,916)</u>          |
|   | (7,659,456)                 |
| Deferred inflows of resources resulting from pension obligations are not due and payable in the current period, and, therefore, are not reported in the governmental funds.               | (3,622,850)                 |
| Deferred inflows of resources resulting from OPEB obligations are not available resources and, therefore, are not reported in the governmental funds.                                     | <u>(299,909)</u>            |
| <b>Net Position of Governmental Activities (Exhibit 1)</b>  | <b><u>\$ 83,546,166</u></b> |

**Pope County  
Glenwood, Minnesota**

**Statement of Revenues, Expenditures, and Changes in Fund Balances  
Governmental Funds  
For the Year Ended December 31, 2023**

|   | <u>General</u>        | <u>Road and<br/>Bridge</u> |
|---|-----------------------|----------------------------|
| <b>Revenues</b>                                     |                       |                            |
| Taxes   | \$ 7,759,620          | \$ 2,022,325               |
| Special assessments                                 | 159,707               | -                          |
| Licenses and permits                                | 79,857                | -                          |
| Intergovernmental                                   | 2,210,913             | 7,914,932                  |
| Charges for services                                | 462,969               | 22,054                     |
| Fines and forfeits                                  | 1,313                 | -                          |
| Gifts and contributions                             | 1,621                 | -                          |
| Investment earnings                                 | 901,512               | -                          |
| Miscellaneous                                       | 276,356               | 7,019                      |
| <b>Total Revenues</b>                               | <b>\$ 11,853,868</b>  | <b>\$ 9,966,330</b>        |
| <b>Expenditures</b>                                 |                       |                            |
| <b>Current</b>                                      |                       |                            |
| General government                                  | \$ 4,642,642          | \$ -                       |
| Public safety                                       | 3,097,876             | -                          |
| Highways and streets                                | -                     | 8,759,160                  |
| Culture and recreation                              | 63,860                | -                          |
| Conservation of natural resources                   | 636,020               | -                          |
| Economic development                                | 2,291,216             | -                          |
| <b>Intergovernmental</b>                            |                       |                            |
| Highways and streets                                | -                     | 453,539                    |
| Sanitation  | -                     | -                          |
| Human services                                      | 2,023,096             | -                          |
| Health  | 80,086                | -                          |
| Culture and recreation                              | 129,612               | -                          |
| Economic development                                | 18,559                | -                          |
| <b>Capital outlay</b>                               |                       |                            |
| General government                                  | 126,551               | -                          |
| Public safety                                       | 117,516               | -                          |
| Highways and streets                                | -                     | 676,263                    |
| <b>Debt service</b>                                 |                       |                            |
| Principal   | 139,262               | -                          |
| Interest  | 8,540                 | -                          |
| Administrative charges                              | -                     | -                          |
| <b>Total Expenditures</b>                           | <b>\$ 13,374,836</b>  | <b>\$ 9,888,962</b>        |
| <b>Excess of Revenues Over (Under) Expenditures</b> | <b>\$ (1,520,968)</b> | <b>\$ 77,368</b>           |

**Exhibit 5**

| <b>Human<br/>Services</b> | <b>Solid<br/>Waste</b> | <b>Debt<br/>Service</b> | <b>Other<br/>Governmental<br/>Funds</b> | <b>Total</b>          |
|---------------------------|------------------------|-------------------------|---|-----------------------|
| \$ 1,517                  | \$ -                   | \$ 312,893              | \$ -                                    | \$ 10,096,355         |
| -                         | 680,735                | -                       | 59,016                                  | 899,458               |
| -                         | -                      | -                       | -                                       | 79,857                |
| -                         | -                      | 11,294                  | -                                       | 10,137,139            |
| -                         | -                      | -                       | -                                       | 485,023               |
| -                         | -                      | -                       | 13,470                                  | 14,783                |
| -                         | -                      | -                       | -                                       | 1,621                 |
| -                         | -                      | -                       | 2,606                                   | 904,118               |
| -                         | -                      | -                       | 17,371                                  | 300,746               |
| <b>\$ 1,517</b>           | <b>\$ 680,735</b>      | <b>\$ 324,187</b>       | <b>\$ 92,463</b>                        | <b>\$ 22,919,100</b>  |
| \$ -                      | \$ -                   | \$ -                    | \$ 4,914                                | \$ 4,647,556          |
| -                         | -                      | -                       | -                                       | 3,097,876             |
| -                         | -                      | -                       | -                                       | 8,759,160             |
| -                         | -                      | -                       | -                                       | 63,860                |
| -                         | -                      | -                       | 44,870                                  | 680,890               |
| -                         | -                      | -                       | -                                       | 2,291,216             |
| -                         | -                      | -                       | -                                       | 453,539               |
| -                         | 680,735                | -                       | -                                       | 680,735               |
| -                         | -                      | -                       | -                                       | 2,023,096             |
| -                         | -                      | -                       | -                                       | 80,086                |
| -                         | -                      | -                       | -                                       | 129,612               |
| -                         | -                      | -                       | -                                       | 18,559                |
| -                         | -                      | -                       | -                                       | 126,551               |
| -                         | -                      | -                       | -                                       | 117,516               |
| -                         | -                      | -                       | -                                       | 676,263               |
| -                         | -                      | 525,000                 | -                                       | 664,262               |
| -                         | -                      | 70,525                  | 330                                     | 79,395                |
| -                         | -                      | 1,050                   | -                                       | 1,050                 |
| <b>\$ -</b>               | <b>\$ 680,735</b>      | <b>\$ 596,575</b>       | <b>\$ 50,114</b>                        | <b>\$ 24,591,222</b>  |
| <b>\$ 1,517</b>           | <b>\$ -</b>            | <b>\$ (272,388)</b>     | <b>\$ 42,349</b>                        | <b>\$ (1,672,122)</b> |

**Pope County  
Glenwood, Minnesota**

**Statement of Revenues, Expenditures, and Changes in Fund Balances  
Governmental Funds  
For the Year Ended December 31, 2023**

|   | <u>General</u>       | <u>Road and<br/>Bridge</u> |
|---|----------------------|----------------------------|
| <b>Other Financing Sources (Uses)</b>             |                      |                            |
| Transfers in                                      | \$ 1,886,815         | \$ -                       |
| Transfers out                                     | -                    | -                          |
| Loans issued                                      | 53,142               | -                          |
| Leases issued                                     | 262,919              | -                          |
| Subscription-based technology arrangements issued | 81,533               | -                          |
| Proceeds from sale of capital assets              | -                    | 33,000                     |
|   | <u>-</u>             | <u>33,000</u>              |
| <b>Total Other Financing Sources (Uses)</b>       | <b>\$ 2,284,409</b>  | <b>\$ 33,000</b>           |
| <b>Net Change in Fund Balances</b>                | <b>\$ 763,441</b>    | <b>\$ 110,368</b>          |
| <b>Fund Balances – January 1</b>                  | <b>11,811,077</b>    | <b>5,908,080</b>           |
| <b>Increase (decrease) in inventories</b>         | <b>-</b>             | <b>(27,615)</b>            |
|   | <u>-</u>             | <u>(27,615)</u>            |
| <b>Fund Balances – December 31</b>                | <b>\$ 12,574,518</b> | <b>\$ 5,990,833</b>        |



**Exhibit 5***(Continued)*

| <b>Human<br/>Services</b> | <b>Solid<br/>Waste</b> | <b>Debt<br/>Service</b> | <b>Other<br/>Governmental<br/>Funds</b> | <b>Total</b>         |
|---------------------------|------------------------|-------------------------|---|----------------------|
| \$ -                      | \$ -                   | \$ -                    | \$ -                                    | \$ 1,886,815         |
| (1,886,722)               | -                      | (93)                    | -                                       | (1,886,815)          |
| -                         | -                      | -                       | -                                       | 53,142               |
| -                         | -                      | -                       | -                                       | 262,919              |
| -                         | -                      | -                       | -                                       | 81,533               |
| -                         | -                      | -                       | -                                       | 33,000               |
| <u>\$ (1,886,722)</u>     | <u>\$ -</u>            | <u>\$ (93)</u>          | <u>\$ -</u>                             | <u>\$ 430,594</u>    |
| \$ (1,885,205)            | \$ -                   | \$ (272,481)            | \$ 42,349                               | \$ (1,241,528)       |
| 1,885,205                 | -                      | 443,885                 | 173,919                                 | 20,222,166           |
| -                         | -                      | -                       | -                                       | (27,615)             |
| <u>\$ -</u>               | <u>\$ -</u>            | <u>\$ 171,404</u>       | <u>\$ 216,268</u>                       | <u>\$ 18,953,023</u> |

**Pope County  
Glenwood, Minnesota**

**Exhibit 6**

**Reconciliation of the Statement of Revenues, Expenditures, and  
Changes in Fund Balances of Governmental Funds to the  
Government-Wide Statement of Activities – Governmental Activities  
For the Year Ended December 31, 2023**

**Net change in fund balances – total governmental funds (Exhibit 5)** **\$ (1,241,528)**

Amounts reported for governmental activities in the statement of activities are different because:

In the funds, under the modified accrual basis, receivables not available for expenditure are deferred. In the statement of activities, those revenues are recognized when earned. The adjustment between the fund statements and the statement of activities is the increase or decrease in unavailable revenue.

|                                   |                    |           |
|-----------------------------------|--------------------|-----------|
| Unavailable revenue – December 31 | \$ 2,123,482       |           |
| Unavailable revenue – January 1   | <u>(2,809,392)</u> | (685,910) |

Governmental funds report capital outlay as expenditures. However, in the statement of activities, the cost of those assets is allocated over their estimated useful lives and reported as depreciation and amortization expense.

|  |                    |           |
|--|--------------------|-----------|
| Expenditures for general capital assets    | \$ 5,202,827       |           |
| Current year depreciation and amortization | <u>(2,910,960)</u> | 2,291,867 |

Issuing long-term debt provides current financial resources to governmental funds, while the repayment of debt consumes current financial resources. Neither transaction, however, has any effect on net position. Also, governmental funds report the net effect of premiums, discounts, and similar items when debt is first issued; whereas, those amounts are deferred and amortized over the life of the debt in the statement of activities.

|   |              |         |
|---|--------------|---------|
| Proceeds of new debt                            |              |         |
| Loans issued                                    | \$ (53,142)  |         |
| Principal repayments                            | 576,697      |         |
| Current year amortization of premiums/discounts | <u>9,608</u> | 533,163 |

Some capital asset additions are acquired through financing. In governmental funds, these arrangements are considered an other financing source, but in the statement of net position, the obligation is reported as a liability. Similarly repayment of principal is an expenditure in the governmental funds, but reduces the liability in the statement of net position.

|  |                 |           |
|--|-----------------|-----------|
| Principal payments on leases                                     | \$ 45,773       |           |
| Principal payments on subscription-based technology arrangements | <u>41,792</u>   | 87,565    |
| Leases issued  | \$ (262,919)    |           |
| Subscription-based technology arrangements issued                | <u>(81,533)</u> | (344,452) |

**Pope County  
Glenwood, Minnesota**

**Exhibit 6**  
*(Continued)*

**Reconciliation of the Statement of Revenues, Expenditures, and  
Changes in Fund Balances of Governmental Funds to the  
Government-Wide Statement of Activities – Governmental Activities  
For the Year Ended December 31, 2023**

Some expenses reported in the statement of activities do not require the use of current financial resources and, therefore, are not reported as expenditures in governmental funds.

|  |                 |                                 |
|--|-----------------|---------------------------------|
| Change in accrued interest payable                                     | \$ 22,125       |                                 |
| Change in compensated absences   | 42,390          |                                 |
| Change in other postemployment benefits obligation                     | 436,011         |                                 |
| Change in net pension liability  | 2,822,263       |                                 |
| Change in deferred pension outflows of resources                       | (712,990)       |                                 |
| Change in deferred other postemployment benefits outflows of resources | (42,028)        |                                 |
| Change in deferred pension inflows of resources                        | (2,179,988)     |                                 |
| Change in deferred other postemployment benefits inflows of resources  | (182,752)       |                                 |
| Change in inventories  | <u>(27,615)</u> | <u>177,416</u>                  |
| <b>Change in Net Position of Governmental Activities (Exhibit 2)</b>   |                 | <b><u><u>\$ 818,121</u></u></b> |

## **Fiduciary Funds**

**Pope County  
Glenwood, Minnesota**

***Exhibit 7***

**Statement of Fiduciary Net Position  
Fiduciary Funds  
December 31, 2023**

|   | <u>Custodial<br/>Funds</u>      |
|---|---------------------------------|
| <b><u>Assets</u></b>  |                                 |
| Cash and pooled investments                                     | \$ 371,133                      |
| Accounts receivable for other governments - net                 | 8,452                           |
| Taxes receivable for other governments                          | <u>199,187</u>                  |
| <b>Total Assets</b>   | <b><u>\$ 578,772</u></b>        |
| <b><u>Liabilities</u></b>                                       |                                 |
| Due to other governments  | <b><u>\$ 369,788</u></b>        |
| <b><u>Net Position</u></b>                                      |                                 |
| Restricted for<br>Individuals, organizations, other governments | <b><u>\$ 208,984</u></b>        |
| <b>Total Net Position</b>                                       | <b><u><u>\$ 208,984</u></u></b> |

**Pope County  
Glenwood, Minnesota**

***Exhibit 8***

**Statement of Changes in Fiduciary Net Position  
Fiduciary Funds  
For the Year Ended December 31, 2023**

|  | <u>Custodial<br/>Funds</u>      |
|--|---------------------------------|
| <b>Additions</b>                               |                                 |
| Property tax collections for other governments | \$ 14,930,835                   |
| Tax forfeited land sales                       | 8,521                           |
| Federal/State revenue                          | 183,992                         |
| Other taxes collected for other governments    | 458,667                         |
| Fees collected for other governments           | 2,160                           |
| Mortgage foreclosure sales                     | <u>3,494</u>                    |
| <b>Total Additions</b>                         | <b><u>\$ 15,587,669</u></b>     |
| <b>Deductions</b>                              |                                 |
| Payments of property tax to other governments  | \$ 13,646,554                   |
| Payments to state                              | 1,789,640                       |
| Payments to other individuals/entities         | <u>253,850</u>                  |
| <b>Total Deductions</b>                        | <b><u>\$ 15,690,044</u></b>     |
| <b>Change in net position</b>                  | <b>\$ (102,375)</b>             |
| <b>Net Position – January 1</b>                | <b><u>311,359</u></b>           |
| <b>Net Position – December 31</b>              | <b><u><u>\$ 208,984</u></u></b> |

# Pope County Glenwood, Minnesota

## Notes to the Financial Statements As of and for the Year Ended December 31, 2023

### Note 1 – Summary of Significant Accounting Policies

The County's financial statements are prepared in accordance with accounting principles generally accepted in the United States of America (GAAP) as of and for the year ended December 31, 2023. The Governmental Accounting Standards Board (GASB) is responsible for establishing GAAP for state and local governments through its pronouncements (statements and interpretations). The more significant accounting policies established in GAAP and used by the County are discussed below.

#### Financial Reporting Entity

Pope County was established February 20, 1862, and is an organized county having the powers, duties, and privileges granted counties by Minn. Stat. ch. 373. The County is governed by a five-member Board of Commissioners elected from districts within the County. The Board is organized with a chair and vice chair elected at the annual meeting in January of each year. The County Administrator serves as the Clerk of the Board of Commissioners but does not vote in its decisions.

#### Discretely Presented Component Unit

While part of the reporting entity, a discretely presented component unit is presented in a separate column in the government-wide financial statements to emphasize that it is legally separate from the County. The following component unit of Pope County is discretely presented:

| Component Units of the County  |   |   |
|--|---|---|
| Component Unit   | Component Unit Included in Reporting Entity Because                 | Separate Financial Statements               |
| The Pope County Housing and Redevelopment Authority/Economic Development Authority (HRA/EDA) provides services pursuant to Minn. Stat. §§ 469.001-469.047. | The County appoints members, and the HRA/EDA is a financial burden. | Separate financial statements are prepared. |

Complete financial statements of the Pope County HRA/EDA can be obtained by writing to the Pope County HRA/EDA, 130 Minnesota Avenue East, Glenwood, Minnesota 56344.

#### Joint Ventures and Jointly-Governed Organizations

The County participates in joint ventures and jointly-governed organizations which are described in Note 4 – Summary of Significant Contingencies and Other Items.

# Pope County Glenwood, Minnesota

---

## Basic Financial Statements

### Government-Wide Statements

The government-wide financial statements (the statement of net position and the statement of activities) display information about the primary government and its component unit. These statements include the financial activities of the overall County government, except for fiduciary activities. Eliminations have been made to minimize the double counting of internal activities.

In the government-wide statement of net position, the governmental activities are reported on a full accrual, economic resource basis, which recognizes all long-term assets and receivables as well as long-term debt and obligations. The County's net position is reported in three parts: (1) net investment in capital assets, (2) restricted net position, and (3) unrestricted net position. The County first utilizes restricted resources to finance qualifying activities.

The statement of activities demonstrates the degree to which the direct expense of each function of the County's governmental activities is offset by program revenues. Direct expenses are those clearly identifiable with a specific function or activity. Program revenues include: (1) fees, fines, and charges paid by the recipients of goods, services, or privileges provided by a given function or activity; and (2) grants and contributions restricted to meeting the operational or capital requirements of a particular function or activity. The County does not allocate indirect expenses to functions within the financial statements. Revenues not classified as program revenues, including all taxes, are presented as general revenues.

### Fund Financial Statements

The fund financial statements provide information about the County's funds, including its fiduciary funds. Separate statements for each fund category—governmental and fiduciary—are presented. The emphasis of governmental fund financial statements is on major individual governmental funds, with each displayed as separate columns in the fund financial statements. All remaining governmental funds are aggregated and reported as nonmajor funds.

The County reports the following major governmental funds:

The General Fund is the County's primary operating fund. It accounts for all financial resources of the general government, except those accounted for in another fund.

The Road and Bridge Special Revenue Fund is used to account for revenues and expenditures of the County Highway Department, which is responsible for the construction and maintenance of roads, bridges, and other projects affecting County roadways.

The Human Services Special Revenue Fund is used to account for economic assistance and community social services programs.

The Solid Waste Special Revenue Fund is used to account for funds used in solid waste management. Financing is provided by special assessments against all parcels of property in the County.

The Debt Service Fund is used to account for the accumulation of resources for, and the payment of, principal, interest, and related costs of general long-term debt.



# Pope County

## Glenwood, Minnesota

---

Additionally, the County reports the following fund type:

Custodial funds account for monies held in a fiduciary capacity on behalf of school districts and special districts that use the County as a depository; property taxes and fees collected on behalf of other governments; and monies held as a result of civil actions.

### **Measurement Focus and Basis of Accounting**

The government-wide and fiduciary fund financial statements are reported using the economic resources measurement focus and the full accrual basis of accounting. Revenues are recorded when earned, and expenses are recorded when a liability is incurred, regardless of the timing of related cash flows. Property taxes are recognized as revenues in the year for which they are levied. Grants and similar items are recognized as revenue as soon as all eligibility requirements imposed by the provider have been met.

Governmental fund financial statements are reported using the current financial resources measurement focus and the modified accrual basis of accounting. Revenues are recognized as soon as they are both measurable and available. Pope County considers all revenues as available if collected within 60 days after the end of the current period. Property and other taxes, licenses, and interest are all considered susceptible to accrual. Expenditures are recorded when the related fund liability is incurred, except for principal and interest on long-term debt, compensated absences, and claims and judgments, which are recognized as expenditures to the extent that they have matured. Proceeds of long-term debt and acquisitions under leases are reported as other financing sources.

When both restricted and unrestricted resources are available for use, it is the County's policy to use restricted resources first and then unrestricted resources as needed.

### **Assets, Liabilities, Deferred Outflows/Inflows of Resources, and Net Position or Equity**

#### **Deposits and Investments**

The cash balances of substantially all funds are pooled and invested by the County Auditor/Treasurer for the purpose of increasing earnings through investment activities. Pooled and fund investments are reported at their fair value at December 31, 2023, based on market prices. Pursuant to Minn. Stat. § 385.07, investment earnings on cash and pooled investments are credited to the General Fund. Other funds received investment earnings based on other state statutes, grant agreements, contracts, and bond covenants. Pooled investment earnings for 2023 were \$901,512.

#### **Receivables and Payables**

Activities between funds representative of lending/borrowing arrangements outstanding at the end of the fiscal year are referred to as either "due to/from other funds" (the current portion of interfund loans) or "advances to/from other funds" (the noncurrent portion of interfund loans). All other outstanding balances between funds are reported as "due to/from other funds."

The receivable amounts of advances between funds, as reported in the fund financial statements, are offset by a nonspendable fund balance account in the General Fund to indicate they are not available for appropriation and are not expendable available financial resources.

## **Pope County Glenwood, Minnesota**

---

Property taxes are levied as of January 1 on property values assessed as of the same date. The tax levy notice is mailed in March with the first half payment due May 15 and the second half payment due October 15. Unpaid taxes at December 31 become liens on the respective property and are classified in the financial statements as delinquent taxes receivable.

Special assessments receivable consist of delinquent special assessments payable in the years 2017 through 2023 and noncurrent special assessments payable in 2024 and after. Unpaid special assessments at December 31 are classified in the financial statements as delinquent special assessments.

Special assessments receivable includes a special assessment authorized by the County as a pass-through entity for the St. Paul Port Authority to administer the Property Assessed Clean Energy (PACE) financing program. As part of the agreement, the County levies special assessments on the parcel each year and sends the payment to the St. Paul Port Authority to pay the debt service. No provision has been made for an estimated uncollectible amount.

Accounts receivable for the year ended December 31, 2023, were \$30,097 for governmental funds and \$8,452 for fiduciary funds. No allowance for uncollectible receivables recorded for governmental funds or fiduciary funds has been provided because such amounts are not expected to be material.

### **Inventories and Prepaid Items**

All inventories are valued at cost using the first in/first out method. Inventories in governmental funds are recorded as expenditures when purchased rather than when consumed. Reported inventories are equally offset by nonspendable fund balance to indicate that they do not constitute available spendable resources. Inventories at the government-wide level are recorded as expenses when consumed.

Certain payments to vendors reflect costs applicable to future accounting periods and are recorded as prepaid items in both government-wide and fund financial statements.

### **Capital Assets**

Capital assets, which include property, plant, equipment, infrastructure assets (for example, roads, bridges, and similar items), and right-to-use assets acquired under leasing or subscription-based information technology arrangements, are reported in the governmental activities column in the government-wide financial statements. Capital assets are defined by the County as assets with an initial, individual cost of more than \$5,000 and an estimated useful life in excess of two years. Such assets are recorded at historical cost or estimated historical cost if purchased or constructed. Donated capital assets are recorded at acquisition value at the date of donation.

The costs of normal maintenance and repairs that do not add to the value of the asset or materially extend assets' lives are not capitalized. Major outlays for capital assets and improvements are capitalized as projects are constructed.

## Pope County Glenwood, Minnesota

---

Property, plant, and equipment of the County are depreciated using the straight-line method over the following estimated useful lives while right-to-use assets are amortized over the shorter of the underlying assets estimated useful life or the term of the lease agreement or subscription arrangement:

### Estimated Useful Lives of Capital Assets

| Assets                                 | Years |
|--|-------|
| Buildings                              | 20-40 |
| Office furniture and equipment         | 5-10  |
| Machinery and automotive equipment     | 5-12  |
| Infrastructure                         | 50-75 |
| Right-to-use equipment                 | 4-5   |
| Right-to-use subscription arrangements | 2-5   |

### Unearned Revenue

Governmental funds and government-wide financial statements report unearned revenue in connection with resources that have been received, but not yet earned.

### Compensated Absences

The liability for compensated absences reported in the financial statements consists of unpaid, accumulated annual and sick leave balances. The liability has been calculated using the vesting method, in which leave amounts for both employees who currently are eligible to receive termination payments and other employees who are expected to become eligible in the future to receive such payments upon termination are included. Compensated absences are accrued when incurred in the government-wide financial statements. A liability for these amounts is reported in the governmental funds only if they have matured, for example, as a result of employee resignations and retirements. The current portion of the liability is calculated based on a five-year average of historical usage. The compensated absences liability is primarily liquidated by the General Fund and the Road and Bridge Special Revenue Fund.

### Deferred Outflows/Inflows of Resources

In addition to assets, the statement of financial position reports a separate section for deferred outflows of resources. This separate financial statement element, deferred outflows of resources, represents consumption of net assets that applies to a future period(s) and will not be recognized as an outflow of resources (expenditure/expense) until that time. The County reports deferred outflows of resources only under the full accrual basis of accounting associated with pension plans and other postemployment benefits (OPEB) and, accordingly, are reported only in the statement of net position.

In addition to liabilities, the statement of financial position reports a separate section for deferred inflows of resources. This separate financial statement element, deferred inflows of resources, represents an acquisition of net assets that applies to a future period(s) and so will not be recognized as an inflow of resources (revenue) until that time. The County has three types of deferred inflows of resources. The governmental funds report unavailable revenue from delinquent taxes receivable and noncurrent special assessments receivable, and grants receivable for amounts that are not considered to be available to liquidate liabilities of the current period. The unavailable revenue amount is deferred and recognized as an inflow of resources in the period that the amount

## Pope County Glenwood, Minnesota

---

becomes available. The County also reports deferred pension and deferred OPEB inflows. These inflows arise only under the full accrual basis of accounting and, accordingly, are reported only in the statement of net position.

### Pension Plan

For purposes of measuring the net pension liability, deferred outflows/inflows of resources, and pension expense, information about the fiduciary net position of the Public Employees Retirement Association (PERA) and additions to/deductions from PERA's fiduciary net position have been determined on the same basis as they are reported by PERA, except that PERA's fiscal year-end is June 30. For this purpose, plan contributions are recognized as of employer payroll paid dates and benefit payments and refunds are recognized when due and payable in accordance with the benefit terms. Plan investments are reported at fair value. The net pension liability is liquidated primarily by the General Fund and the Road and Bridge Special Revenue Fund.

### Long-Term Obligations

In the government-wide financial statements, long-term debt and other long-term obligations are reported as liabilities in the governmental activities statement of net position. Bond premiums and discounts are deferred and amortized over the life of the bonds using the straight-line method. Bonds payable are reported net of the applicable bond premium or discount.

In the fund financial statements, governmental fund types recognize bond premiums and discounts, as well as bond issuance costs, during the current period. The face amount of the debt issued is reported as an other financing source. Premiums received on debt issuances are reported as other financing sources, while discounts on debt issuances are reported as other financing uses. Issuance costs, whether or not withheld from the actual debt proceeds received, are reported as debt service expenditures.

### Classification of Net Position

Net position in the government-wide statements is classified in the following categories:

Net investment in capital assets – the amount of net position representing capital assets, net of accumulated depreciation and amortization, and reduced by outstanding debt attributed to the acquisition, construction, or improvement of the assets.

Restricted net position – the amount of net position for which external restrictions have been imposed by creditors, grantors, contributors, or laws or regulations of other governments and restrictions imposed by law through constitutional provisions or enabling legislation.

Unrestricted net position – the amount of net position that does not meet the definition of restricted or net investment in capital assets.

### Classification of Fund Balances

Fund balance is divided into five classifications based primarily on the extent to which the County is bound to observe constraints imposed upon the use of the resources in the governmental funds. The classifications are as follows:

## Pope County Glenwood, Minnesota

---

Nonspendable – amounts that cannot be spent because they are not in spendable form, or legally or contractually required to be maintained intact. The “not in spendable form” criterion includes items that are not expected to be converted to cash.

Restricted – amounts in which constraints have been placed on the use of resources are either externally imposed by creditors (such as through debt covenants), grantors, contributors, or laws or regulations of other governments or is imposed by law through constitutional provisions or enabling legislation.

Committed – amounts that can be used only for the specific purposes imposed by formal action (resolution) of the County Board. Those committed amounts cannot be used for any other purpose unless the Board removes or changes the specified use by taking the same type of action (resolution) it employed to previously commit those amounts. The action must be approved no later than the close of the reporting period and remains binding unless removed in the same manner.

Assigned – amounts the County intends to use for specific purposes but do not meet the criteria to be classified as restricted or committed. In governmental funds other than the General Fund, assigned fund balance represents the remaining positive amount that is not restricted or committed. In the General Fund, assigned amounts represent intended uses established by the County Auditor/Treasurer or his/her designee, who has been delegated that authority by Board resolution.

Unassigned – the residual classification for the General Fund and includes all spendable amounts not contained in the other fund balance classifications. In other governmental funds, the unassigned classification is used only to report a deficit balance resulting from overspending for specific purposes for which amounts had been restricted or committed.

The County applies restricted resources first when expenditures are incurred for purposes for which either restricted or unrestricted (committed, assigned, and unassigned) amounts are available.

Similarly, within unrestricted fund balance, committed amounts are reduced first followed by assigned, and then unassigned amounts when expenditures are incurred for purposes for which amounts in any of the unrestricted fund balance classifications could be used.

### Minimum Fund Balance

The County has adopted a minimum fund balance policy for the General Fund in order to meet the purpose of providing stability and flexibility to respond to unexpected adversity and/or opportunities. Therefore, the County Board has determined it needs to maintain a minimum level of unrestricted fund balance (committed, assigned, and unassigned) of 35 to 50 percent of operating revenues, or no less than five months of operating expenditures, based on the previous year. The fund balance policy was adopted by the County Board on December 27, 2011.

### Use of Estimates

The preparation of financial statements in conformity with accounting principles generally accepted in the United States of America requires management to make estimates and assumptions that affect the reported amounts of assets, deferred outflows of resources, liabilities, and deferred inflows of resources, and disclosure of contingent assets and liabilities at the date of the financial statements and reported amounts of revenues and expenses during the reporting period. Actual results could differ from those estimates.

# Pope County Glenwood, Minnesota

---

## Change in Accounting Principles

During the year ended December 31, 2023, Pope County adopted new accounting guidance by implementing the provisions of Governmental Accounting Standards Board (GASB) No. 96, *Subscription-Based Information Technology Arrangements*, which established criteria for accounting and financial reporting for Subscription-Based Information Technology Arrangements.

## Note 2 – Stewardship, Compliance, and Accountability

### Deficit Fund Equity

The Ditch Special Revenue Fund has a positive fund balance of \$96,685 as of December 31, 2023, although four individual ditch systems had deficit balances. The deficits will be eliminated with future special assessment levies against the benefited properties. The following is a summary of the individual ditch systems:

#### **Individual Ditch System Fund Balance**

|  |    |                 |
|--|----|-----------------|
| 15 ditch systems with positive fund balances | \$ | 109,500         |
| 4 ditch systems with deficit fund balances   |    | <u>(13,815)</u> |
| Net Fund Balance                             | \$ | <u>95,685</u>   |

### Excess of Expenditures Over Budget

For the General Fund or major special revenue funds, any excess of expenditures over budget are discussed in the notes to the required supplementary information. The following is a summary of the individual fund that had expenditures in excess of budget for the year ended December 31, 2023, that is not included in the notes to the required supplementary information:

|                   | <b>Expenditures</b> |              |            |
|-------------------|---------------------|--------------|------------|
|                   | Actual              | Final Budget | Excess     |
| Debt Service Fund | \$ 596,575          | \$ 317,809   | \$ 278,766 |

# Pope County Glenwood, Minnesota

---

## Note 3 – Detailed Notes

### Assets

#### Deposits and Investments

Pope County's total cash and investments are recorded on the basic financial statements as follows:

**Reconciliation of the County's Total Cash and Investments to the Basic  
Financial Statements as of December 31, 2023**

|   |                      |
|---|----------------------|
| Government-wide statement of net position |                      |
| Governmental activities                   |                      |
| Cash and pooled investments               | \$ 20,513,941        |
| Petty cash                                | 1,100                |
| Discretely presented component unit       |                      |
| Cash and pooled investments               | 575,321              |
| Restricted assets                         |                      |
| Cash and pooled investments               | 895                  |
| Statement of fiduciary net position       |                      |
| Cash and pooled investments               | 371,133              |
| Total Cash and Investments                | <u>\$ 21,462,390</u> |
| Deposits                                  | \$ 21,461,290        |
| Petty cash                                | 1,100                |
| Total Deposits and Petty Cash             | <u>\$ 21,462,390</u> |

The County is authorized by Minn. Stat. §§ 118A.02 and 118A.04 to designate a depository for public funds and to invest in certificates of deposit. The County is required by Minn. Stat. § 118A.03 to protect deposits with insurance, surety bond, or collateral. The market value of collateral pledged shall be at least ten percent more than the amount on deposit at the close of the financial institution's banking day, not covered by insurance or bonds.

#### Deposits

Authorized collateral includes treasury bills, notes and bonds; issues of U.S. government agencies; general obligations rated "A" or better and revenue obligations rated "AA" or better; irrevocable standby letters of credit issued by the Federal Home Loan Bank; and certificates of deposit. Minnesota statutes require that the securities pledged as collateral be held in safekeeping in a restricted account at the Federal Reserve Bank or in an account at a trust department of a commercial bank or other financial institution that is not owned or controlled by the financial institution furnishing the collateral.

#### Custodial Credit Risk

Custodial credit risk is the risk that in the event of a financial institution failure, the County's deposits may not be returned to it. The County does not have a deposit policy for custodial credit risk. As of December 31, 2023, Pope County's deposits were not exposed to custodial credit risk.

# Pope County Glenwood, Minnesota

---

## Investments

The County may invest in the following types of investments as authorized by Minn. Stat. §§ 118A.04 and 118A.05:

- (1) securities which are direct obligations or are guaranteed or insured issues of the United States, its agencies, its instrumentalities, or organizations created by an act of Congress, except mortgage-backed securities defined as “high risk” by Minn. Stat. § 118A.04, subd. 6;
- (2) mutual funds through shares of registered investment companies provided the mutual fund receives certain ratings depending on its investments;
- (3) general obligations of the State of Minnesota and its municipalities, and in certain state agency and local obligations of Minnesota and other states provided such obligations have certain specified bond ratings by a national bond rating service;
- (4) time deposits fully insured by the Federal Deposit Insurance Corporation, the National Credit Union Administration, or bankers’ acceptances of United States banks;
- (5) commercial paper issued by United States corporations or their Canadian subsidiaries that is rated in the highest quality category by two nationally recognized rating agencies and matures in 270 days or less; and
- (6) with certain restrictions, in repurchase agreements, securities lending agreements, joint powers investment trusts, and guaranteed investment contracts.

The County had no investments as of December 31, 2023.

## Receivables

Amounts not scheduled for collection during the subsequent year were as follows:

### **Governmental Activities’ Receivables as of December 31, 2023**

|                            | Total<br>Receivables | Amounts Not<br>Scheduled for<br>Collection During<br>the Subsequent<br>Year |
|----------------------------|----------------------|---|
| Taxes – delinquent         | \$ 94,439            | \$ -  |
| Special assessments        |                      |   |
| Delinquent                 | 19,898               | -   |
| Noncurrent                 | 383,924              | 318,560   |
| Accounts                   | 30,097               | -   |
| Accrued Interest           | 48,723               | -   |
| Due from other governments | 1,795,169            | -   |



# Pope County Glenwood, Minnesota

## Capital Assets

Capital asset activity for the year ended December 31, 2023, was as follows:

### Changes in Capital Assets for the Year Ended December 31, 2023

|   | Beginning<br>Balance | Increase     | Decrease   | Ending Balance |
|---|----------------------|--------------|------------|----------------|
| Capital assets not depreciated                            |                      |              |            |                |
| Land  | \$ 2,193,924         | \$ 54,390    | \$ -       | \$ 2,248,314   |
| Capital assets depreciated                                |                      |              |            |                |
| Buildings   | \$ 11,570,888        | \$ 5,583     | \$ -       | \$ 11,576,471  |
| Office furniture and equipment                            | 2,417,958            | 229,801      | 52,761     | 2,594,998      |
| Machinery and automotive equipment                        | 4,290,333            | 696,606      | 137,344    | 4,849,595      |
| Infrastructure  | 88,661,008           | 3,871,995    | -          | 92,533,003     |
| Total capital assets depreciated                          | \$ 106,940,187       | \$ 4,803,985 | \$ 190,105 | \$ 111,554,067 |
| Less: accumulated depreciation for                        |                      |              |            |                |
| Buildings   | \$ 5,371,410         | \$ 431,615   | \$ -       | \$ 5,803,025   |
| Office furniture and equipment                            | 1,742,552            | 193,395      | 52,761     | 1,883,186      |
| Machinery and automotive equipment                        | 2,572,038            | 364,175      | 137,344    | 2,798,869      |
| Infrastructure  | 30,837,071           | 1,856,315    | -          | 32,693,386     |
| Total accumulated depreciation                            | \$ 40,523,071        | \$ 2,845,500 | \$ 190,105 | \$ 43,178,466  |
| Total capital assets depreciated, net                     | \$ 66,417,116        | \$ 1,958,485 | \$ -       | \$ 68,375,601  |
| Capital assets amortized                                  |                      |              |            |                |
| Leased equipment  | \$ 110,399           | \$ 262,919   | \$ -       | \$ 373,318     |
| Subscription-based information<br>technology arrangements | -                    | 81,533       | -          | 81,533         |
| Total capital assets amortized                            | \$ 110,399           | \$ 344,452   | \$ -       | \$ 454,851     |
| Less: accumulated amortization for                        |                      |              |            |                |
| Leased equipment  | \$ 4,575             | \$ 49,049    | \$ -       | \$ 53,624      |
| Subscription-based information<br>technology arrangements | -                    | 16,411       | -          | 16,411         |
| Total accumulated amortization                            | \$ 4,575             | \$ 65,460    | \$ -       | \$ 70,035      |
| Total capital assets amortized, net                       | \$ 105,824           | \$ 278,992   | \$ -       | \$ 384,816     |
| Governmental Activities Capital<br>Assets, Net            | \$ 68,716,864        | \$ 2,291,867 | \$ -       | \$ 71,008,731  |

# Pope County Glenwood, Minnesota

Depreciation and amortization expense was charged to functions/programs of the primary government as follows:

## Depreciation and Amortization Expense Charged to Functions/Programs

|   |                     |
|---|---------------------|
| Governmental Activities   |                     |
| General government  | \$ 591,215          |
| Public safety   | 109,612             |
| Highways and streets, including depreciation of infrastructure assets | <u>2,210,133</u>    |
| Total Depreciation and Amortization Expense – Governmental Activities | <u>\$ 2,910,960</u> |

## Interfund Receivables, Payables, and Transfers

The composition of interfund balances as of December 31, 2023, is as follows:

### Advances To/From Other Funds

#### Advances To/From Other Funds as of December 31, 2023

| Receivable Fund | Payable Fund               | Amount           |
|-----------------|----------------------------|------------------|
| General Fund    | Ditch Special Revenue Fund | <u>\$ 18,920</u> |

Over the past several years, the General Fund has advanced funds to the Ditch Special Revenue Fund for needed repairs. The advances will be paid off with future special assessments on the benefited properties.

### Interfund Transfers

Interfund transfers for the year ended December 31, 2023, consisted of the following:

#### Interfund Transfers as of December 31, 2023

| Fund From                           | Fund To      | Amount              | Purpose          |
|-------------------------------------|--------------|---------------------|------------------|
| Human Services Special Revenue Fund | General Fund | \$ 1,886,722        | Fund balance     |
| Debt Service Fund                   | General Fund | <u>93</u>           | Delinquent taxes |
| Total Interfund Transfers           |              | <u>\$ 1,886,815</u> |                  |

# Pope County Glenwood, Minnesota

## Liabilities and Deferred Inflows of Resources

### Deferred Inflows of Resources – Unavailable Revenue

Deferred inflows of resources in the governmental funds consist of taxes and special assessments receivable, state grants not collected soon enough after year-end to pay liabilities of the current period, state and federal grants, and other revenue received but not yet earned. Deferred inflows of resources at December 31, 2023, are summarized below by fund:

#### Deferred Inflows of Resources as of December 31, 2023

|                            | Taxes and<br>Special<br>Assessments | Grants,<br>Highway<br>Allotments,<br>and Other | Total               |
|----------------------------|-------------------------------------|--|---------------------|
| Major governmental funds   |                                     |  |                     |
| General Fund               | \$ 459,391                          | \$ -   | \$ 459,391          |
| Special Revenue Funds      |                                     |  |                     |
| Road and Bridge            | 16,428                              | 1,625,221                                      | 1,641,649           |
| Human Services             | 1,383                               | -  | 1,383               |
| Solid Waste                | 17,607                              | -  | 17,607              |
| Debt Service Fund          | 3,099                               | -  | 3,099               |
| Nonmajor governmental fund |                                     |  |                     |
| Ditch Special Revenue Fund | 353                                 | -  | 353                 |
| Total Unavailable revenue  | <u>\$ 498,261</u>                   | <u>\$ 1,625,221</u>                            | <u>\$ 2,123,482</u> |

### Long-Term Debt

Bond and lease payments are typically made from the Debt Service Fund, and loan payments are made from the General Fund. Information on individual debt instruments follows:

#### Bonds and Loans Payable as of December 31, 2023

| Type of Indebtedness  | Final<br>Maturity | Installment<br>Amounts   | Interest<br>Rates (%) | Original Issue<br>Amount | Outstanding<br>Balance<br>December 31,<br>2023 |
|---|-------------------|--------------------------|-----------------------|--------------------------|--|
| General Obligation Bonds  |                   |                          |                       |                          |  |
| 2017A G.O. Capital Improvement                                  | 02/01/2029        | \$175,000 -<br>\$260,000 | 3.00                  | <u>\$ 2,405,000</u>      | <u>\$ 1,215,000</u>                            |
| Loans Payable   |                   |                          |                       |                          |  |
| State of Minnesota Agricultural Best<br>Management Loan Program | *                 | *                        | 0.00                  | <u>\$ 1,268,537</u>      | <u>\$ 408,300</u>                              |

\*These loans do not have a final maturity or final installation amounts until the program ends.

## Pope County Glenwood, Minnesota

Debt service requirements at December 31, 2023, were as follows:

### Debt Service Requirements as of December 31, 2023

| Year Ending<br>December 31 | General Obligation Bonds |            | Loans Payable |          |
|----------------------------|--------------------------|------------|---------------|----------|
|                            | Principal                | Interest   | Principal     | Interest |
| 2024                       | \$ -                     | \$ 18,225  | \$ 49,836     | \$ -     |
| 2025                       | 225,000                  | 33,075     | 53,159        | -        |
| 2026                       | 235,000                  | 26,175     | 55,124        | -        |
| 2027                       | 245,000                  | 18,975     | 56,817        | -        |
| 2028                       | 250,000                  | 11,550     | 51,576        | -        |
| 2029-2033                  | 260,000                  | 3,900      | 138,436       | -        |
| 2034                       | -                        | -          | 3,352         | -        |
| Total                      | \$ 1,215,000             | \$ 111,900 | \$ 408,300    | \$ -     |

### Conduit Debt

The County has issued 2019A and 2021A series general obligation solid waste revenue bonds on behalf of Pope/Douglas Solid Waste Management to finance the acquisition of various equipment replacements and upgrades, and the construction of various building modifications for the Pope/Douglas waste-to-energy facility. The bond repayments are paid directly by Pope/Douglas Solid Waste Management. The project is expected to be owned 25 percent by Pope County and 75 percent by Douglas County. Although Pope County has pledged its full faith, credit, and taxing powers for these bonds, Pope/Douglas Solid Waste Management is primarily obligated to pay the debt and, therefore, the bonds are not reported as liabilities in the accompanying financial statements.

As of December 31, 2023, there were bonds outstanding with an aggregate principal payment amount of \$9,050,000.

### Property Assessed Clean Energy Program

The Port Authority of the City of Saint Paul created the Property Assessed Clean Energy Program (PACE) of Minnesota for purposes of implementing and administering activities under Minn. Stat. §§ 216C.435 and 216C.436 and ch. 429 to provide financing for acquisition and construction or installation of energy efficiency and conservation improvements on qualifying real properties. On September 19, 2017, the County signed a joint powers agreement with the Port Authority of the City of Saint Paul, creating the opportunity for Pope County landowners to obtain financing for qualifying improvements through PACE of Minnesota with repayment to be made by the County through collections of special assessments. The Port Authority is solely responsible for implementation and administration of PACE of Minnesota. The County is not obligated in any manner for special assessment debt and is in no way liable for repayment but is only acting as agent for the property owners in collection of the assessments, forwarding the collections to the Port Authority, and initiating foreclosure proceedings, if appropriate. At December 31, 2023, the outstanding balance of PACE loans in Pope County was \$60,600.

### Leases

The County has entered into lease agreements as lessee for vehicle leases, copiers, and a postage machine. Leases are for four to five years. These leases have been recorded at the present value of their future minimum lease payments as of the inception date. Lease payments are paid from the General Fund.

## Pope County Glenwood, Minnesota

### Future Minimum Lease Obligations and Present Value of Minimum Lease Payments as of December 31, 2023

| Year Ending<br>December 31 | Principal  | Interest  |
|----------------------------|------------|-----------|
| 2024                       | \$ 75,068  | \$ 14,318 |
| 2025                       | 78,270     | 11,116    |
| 2026                       | 77,048     | 7,691     |
| 2027                       | 57,278     | 4,133     |
| 2028                       | 35,348     | 744       |
| Total                      | \$ 323,012 | \$ 38,002 |

### Subscription-Based Information Technology Arrangements

The County has entered into subscription-based contracts to use vendor-provided information technology. The subscription-based technology arrangements (SBITA) provide the County with access to IT software and associated capital assets in exchange for subscription payments. These SBITAs have been recorded at the present value of their future minimum payments as of the inception date. SBITA payments are paid from the General Fund.

### Future Minimum SBITA Obligations and Present Value of Minimum SBITA Payments as of December 31, 2023

| Year Ending<br>December 31 | Principal | Interest |
|----------------------------|-----------|----------|
| 2024                       | \$ 14,358 | \$ 954   |
| 2025                       | 14,744    | 569      |
| 2026                       | 10,639    | 172      |
| Total                      | \$ 39,741 | \$ 1,695 |

### Changes in Long-Term Liabilities

Long-term liability activity for the year ended December 31, 2023, was as follows:

#### Changes in Long-Term Liabilities for the Year Ended December 31, 2023

|                                | Beginning<br>Balance | Additions  | Reductions   | Ending<br>Balance | Due Within<br>One Year |
|--------------------------------|----------------------|------------|--------------|-------------------|------------------------|
| General obligation bonds       | \$ 1,740,000         | \$ -       | \$ 525,000   | \$ 1,215,000      | \$ -                   |
| Bond premiums                  | 67,175               | -          | 9,608        | 57,567            | -                      |
| Loans payable                  | 406,855              | 53,142     | 51,697       | 408,300           | 49,836                 |
| Leases payable                 | 105,866              | 262,919    | 45,773       | 323,012           | 75,068                 |
| Software subscriptions payable | -                    | 81,533     | 41,792       | 39,741            | 14,358                 |
| Compensated absences           | 554,956              | 593,861    | 636,251      | 512,566           | 20,409                 |
| Long-Term Liabilities          | \$ 2,874,852         | \$ 991,455 | \$ 1,310,121 | \$ 2,556,186      | \$ 159,671             |

# Pope County Glenwood, Minnesota

---

## Other Postemployment Benefits (OPEB)

### Plan Description

Pope County administers an OPEB plan, a single-employer defined benefit health care plan, to eligible retirees and their dependents.

No assets have been accumulated in a trust that meets the criteria in paragraph four of GASB Statement 75. The OPEB plan does not issue a stand-alone financial report.

OPEB are determined by the County Commissioners and can be amended by the County through its personnel manual and union contracts. Employees first hired before March 1, 1995, are eligible, with exceptions, for employer contributions for retiree health care. The County provides the full premium for single coverage or 66 percent of the cost for dependent coverage for eligible retirees.

The County also provides benefits for retirees as required by Minn. Stat. § 471.61, subd. 2b. Retirees are required to pay 100 percent of the total premium cost. Since the premium is determined on the entire active and retiree population, the retirees are receiving an implicit rate subsidy.

As of the January 1, 2023, actuarial valuation, the following employees were covered by the benefit terms:

#### **Employees Covered by the OPEB Benefit Terms As of the January 1, 2023, Actuarial Valuation**

|                         |           |
|-------------------------|-----------|
| Active employees        | 74        |
| Retired employees       | 16        |
| Spouses                 | 5         |
| Total Plan Participants | <u>95</u> |

### Total OPEB Liability

The County's total OPEB liability of \$1,073,354 was measured as of January 1, 2023, and was determined by an actuarial valuation as of January 1, 2023. The total OPEB liability is liquidated primarily by the General Fund and the Road and Bridge Special Revenue Fund.

The total OPEB liability in the actuarial valuation was determined using the following actuarial assumptions and other inputs, applied to all periods included in the measurement, unless otherwise specified:

#### **OPEB Actuarial Assumptions and Other Inputs**

|                        |  |
|------------------------|--|
| Inflation              | 2.50 percent   |
| Salary increases       | Varying rates  |
| Health care cost trend | 6.50 percent in 2023, grading to 5.00 percent over six years and then to 4.00 percent over the next 48 years |

The current year discount rate is 4.00 percent. For the current valuation, the discount rate is based on the estimated yield of 20-year AA-rated municipal bonds.

Mortality rates are based on Pub-2010 Public Retirement Plans Headcount-Weighted Mortality tables (General,

# Pope County Glenwood, Minnesota

Safety) with MP-2021 Generational Improvement Scale.

The actuarial assumptions are currently based on a combination of historical information and the most recent actuarial valuation as of January 1, 2023.

## Changes in the Total OPEB Liability

### Changes in the Total OPEB Liability For the Year Ended December 31, 2023

|   | Total OPEB<br>Liability |
|---|-------------------------|
| Balance at January 1, 2023                        | \$ 1,509,365            |
| Changes for the year                              |                         |
| Service cost                                      | \$ 14,809               |
| Interest  | 29,237                  |
| Difference between expected and actual experience | (225,411)               |
| Changes of assumptions                            | (129,367)               |
| Benefit payments                                  | (125,279)               |
| Net change  | \$ (436,011)            |
| Balance at December 31, 2023                      | \$ 1,073,354            |

## OPEB Liability Sensitivity

The following presents the total OPEB liability of the County, calculated using the discount rate previously disclosed, as well as what the County's total OPEB liability would be if it were calculated using a discount rate that is one percentage point lower or one percentage point higher than the current discount rate:

### Sensitivity of the Total OPEB Liability to Changes In the Discount Rate as of December 31, 2023

|             | Discount Rate | Total OPEB Liability |
|-------------|---------------|----------------------|
| 1% Decrease | 3.00%         | \$ 1,157,158         |
| Current     | 4.00%         | 1,073,354            |
| 1% Increase | 5.00%         | 998,910              |

The following presents the total OPEB liability of the County, calculated using the health care cost trend previously disclosed, as well as what the County's total OPEB liability would be if it were calculated using health care cost trend rates that are one percentage point lower or one percentage point higher than the current health care cost trend rate:

### Sensitivity of the Total OPEB Liability to Changes In the Health Care Trend Rates as of December 31, 2023

|             | Health Care Trend Rate                 | Total OPEB Liability |
|-------------|--|----------------------|
| 1% Decrease | 5.50% decreasing to 4.00% over 6 years | \$ 997,034           |
| Current     | 6.50% decreasing to 5.00% over 6 years | 1,073,354            |
| 1% Increase | 7.50% decreasing to 6.00% over 6 years | 1,159,227            |

# Pope County Glenwood, Minnesota

## OPEB Expense, Deferred Outflows of Resources, and Deferred Inflows of Resources Related to OPEB

For the year ended December 31, 2023, the County recognized OPEB expense of (\$102,666). The County reported deferred outflows of resources and deferred inflows of resources related to OPEB from the following sources:

### Deferred Outflows of Resources and Deferred Inflows of Resources Related to OPEB as of December 31, 2023

|   | Deferred<br>Outflows of<br>Resources | Deferred Inflows<br>of Resources |
|---|--------------------------------------|----------------------------------|
| Differences between expected and actual economic experience | \$ -                                 | \$ 196,416                       |
| Changes in actuarial assumptions                            | 27,308                               | 103,493                          |
| Contributions paid subsequent to the measurement date       | 109,727                              | -                                |
| Total   | \$ 137,035                           | \$ 299,909                       |

The \$109,727 reported as deferred outflows of resources related to OPEB resulting from contributions subsequent to the measurement date will be recognized as a reduction of the OPEB liability in the year ended December 31, 2024. Other amounts reported as deferred outflows and inflows of resources related to OPEB will be recognized as OPEB expense as follows:

### Schedule of Amortization of Deferred Outflows and Inflows of Resources Related to OPEB As of December 31, 2023

| Year Ended December 31 | OPEB Expense<br>Amount |
|------------------------|------------------------|
| 2024                   | \$ (53,690)            |
| 2025                   | (77,004)               |
| 2026                   | (70,957)               |
| 2027                   | (70,950)               |

## Changes in Actuarial Assumptions

The following changes in actuarial assumptions occurred in 2023:

- The health care trend rates were changed to better anticipate short-term and long-term medical increases.
- The mortality tables were updated from the Pub-2010 Public Retirement Plans Headcount Mortality tables (General, Safety) with MP-2020 Generational Improvement Scale to the Pub-2010 Public Retirement Plans Headcount-Weighted Mortality tables (General, Safety) with MP-2021 Generational Improvement Scale.
- The inflation rate was changed from 2.00 percent to 2.50 percent.
- The discount rate was changed from 2.00 percent to 4.00 percent.
- The retirement, withdrawal, and salary increase rates for public safety employees were updated to reflect the latest experience study.



# Pope County Glenwood, Minnesota

---

## Pension Plans

### Defined Benefit Pension Plans

#### Plan Description

All full-time and certain part-time employees of Pope County are covered by defined benefit pension plans administered by the Public Employees Retirement Association of Minnesota (PERA). PERA administers the General Employees Retirement Plan (the General Employees Plan) and the Public Employees Police and Fire Plan (the Police and Fire Plan), which are cost-sharing, multiple-employer retirement plans. These plans are established and administered in accordance with Minn. Stat. chs. 353 and 356. PERA's defined benefit pension plans are tax qualified plans under Section 401(a) of the Internal Revenue Code.

The General Employees Plan (accounted for in the General Employees Fund) has multiple benefit structures with members belonging to the Coordinated Plan, the Basic Plan, or the Minneapolis Employees Retirement Fund. Coordinated Plan members are covered by Social Security, while the Basic Plan and Minneapolis Employees Retirement Fund members are not covered. The Basic Plan was closed to new members in 1967. The Minneapolis Employees Retirement Fund was closed to new members in 1978 and merged into the General Employees Plan in 2015. All new members must participate in the Coordinated Plan, for which benefits vest after three years of credited service. No Pope County employees belong to either the Basic Plan or the Minneapolis Employees Retirement Fund.

Police officers, firefighters, and peace officers who qualify for membership by statute are covered by the Police and Fire Plan (accounted for in the Police and Fire Fund). For members first hired after June 30, 2010, benefits vest on a prorated basis starting with 50 percent after five years and increasing ten percent for each year of service until fully vested after ten years.

#### Benefits Provided

PERA provides retirement benefits as well as disability benefits to members and benefits to survivors upon death of eligible members. Benefit provisions are established by state statute and can be modified only by the state legislature. Benefit increases are provided to benefit recipients each January.

General Employees Plan benefit recipients will receive a post-retirement increase equal to 50 percent of the cost-of-living adjustment announced by the Social Security Administration, with a minimum increase of at least 1.00 percent and a maximum of 1.50 percent. Recipients that have been receiving the annuity or benefit for at least a full year as of the June 30 before the effective date of the increase will receive the full increase. Recipients receiving the annuity or benefit for at least one month but less than a full year as of the June 30 before the effective date of the increase will receive a reduced prorated increase.

Police and Fire Plan benefit recipients will receive a 1.00 percent post-retirement increase. Recipients that have been receiving the annuity or benefit for at least 36 months as of the June 30 before the effective date of the increase will receive the full increase. Recipients receiving the annuity or benefit for at least 25 months but less than 36 months as of the June 30 before the effective date of the increase will receive a reduced prorated increase.

The benefit provisions stated in the following paragraph of this section are current provisions and apply to active plan participants. Vested, terminated employees who are entitled to benefits, but are not yet receiving them, are

## Pope County Glenwood, Minnesota

---

bound by the provisions in effect at the time they last terminated their public service.

Benefits are based on a member's highest average salary for any 60 consecutive months of allowable service, age, and years of credit at termination of service. In the General Employees Plan, two methods are used to compute benefits for Coordinated Plan members. Members hired prior to July 1, 1989, receive the higher of a step-rate benefit accrual formula (Method 1) or a level accrual formula (Method 2). Under Method 1, the annuity accrual rate for a Coordinated Plan member is 1.20 percent of average salary for each of the first ten years of service and 1.70 percent of average salary for each remaining year. Under Method 2, the annuity accrual rate is 1.70 percent for Coordinated Plan members for each year of service. Only Method 2 is used for members hired after June 30, 1989. For Police and Fire Plan members, the annuity accrual rate is 3.00 percent of average salary for each year of service.

For General Employees Plan members hired prior to July 1, 1989, a full annuity is available when age plus years of service equal 90, and normal retirement age is 65. For members hired on or after July 1, 1989, normal retirement age is the age for unreduced Social Security benefits capped at 66. For Police and Fire Plan members, normal retirement age is 55, and for members who were hired prior to July 1, 1989, a full annuity is available when age plus years of service equal 90. Disability benefits are available for vested members and are based on years of service and average high-five salary.

### Contributions

Pension benefits are funded from member and employer contributions and income from the investment of fund assets. Rates for employer and employee contributions are set by Minn. Stat. ch. 353. These statutes are established and amended by the state legislature. Rates did not change from 2022.

#### **Member and Employer Required Contribution Rates**

|   | Member Required<br>Contribution | Employer Required<br>Contribution |
|---|---------------------------------|-----------------------------------|
| General Employees Plan – Coordinated Plan members | 6.50%                           | 7.50%                             |
| Police and Fire Plan                              | 11.80%                          | 17.70%                            |

#### **Employer Contributions for the Year Ended December 31, 2023**

|                        |            |
|------------------------|------------|
| General Employees Plan | \$ 315,154 |
| Police and Fire Plan   | 182,019    |

The contributions are equal to the statutorily required contributions as set by state statute.

### Pension Costs

#### General Employees Plan

At December 31, 2023, the County reported a liability of \$2,762,393 for its proportionate share of the General Employees Plan's net pension liability. The net pension liability was measured as of June 30, 2023, and the total pension liability used to calculate the net pension liability was determined by an actuarial valuation as of that date. The County's proportion of the net pension liability was based on the County's contributions received by PERA during the measurement period for employer payroll paid dates from July 1, 2022, through June 30, 2023, relative to the total employer contributions received from all of PERA's participating employers. At June 30, 2023,

## Pope County Glenwood, Minnesota

---

the County's proportion was 0.0494 percent. It was 0.0491 percent measured as of June 30, 2022. The County recognized pension expense of \$393,825 for its proportionate share of the General Employees Plan's pension expense.

Legislation requires the State of Minnesota to contribute \$16 million to the General Employees Plan annually until September 15, 2031. The County recognized an additional \$342 as grant revenue and pension expense for its proportionate share of the State of Minnesota's pension expense related to the special funding situation.

### General Employees Plan Employer's Share of the Net Pension Liability and the State's Related Liability As of December 31, 2023

|  |                     |
|--|---------------------|
| The County's proportionate share of the net pension liability                                    | \$ 2,762,393        |
| State of Minnesota's proportionate share of the net pension liability associated with the County | <u>76,207</u>       |
| Total  | <u>\$ 2,838,600</u> |

The County reported its proportionate share of the General Employees Plan's deferred outflows of resources and deferred inflows of resources related to pensions from the following sources:

### General Employees Plan Deferred Outflows of Resources and Deferred Inflows of Resources As of December 31, 2023

|   | Deferred<br>Outflows of<br>Resources | Deferred<br>Inflows of<br>Resources |
|---|--------------------------------------|-------------------------------------|
| Differences between expected and actual economic experience   | \$ 90,585                            | \$ 27,582                           |
| Changes in actuarial assumptions                              | 640,035                              | 757,148                             |
| Difference between projected and actual investment earnings   | -                                    | 526,780                             |
| Changes in proportion   | 31,310                               | 480,426                             |
| Contributions paid to PERA subsequent to the measurement date | <u>160,546</u>                       | <u>-</u>                            |
| Total   | <u>\$ 922,476</u>                    | <u>\$ 1,791,936</u>                 |

## Pope County Glenwood, Minnesota

The \$160,546 reported as deferred outflows of resources related to pensions resulting from contributions subsequent to the measurement date will be recognized as a reduction of the net pension liability in the year ended December 31, 2024. Other amounts reported as deferred outflows and inflows of resources related to pensions will be recognized in pension expense as follows:

**General Employees Plan  
Schedule of Amortization of  
Deferred Outflows and Inflows of Resources  
As of December 31, 2023**

| Year Ended December 31 | Pension Expense<br>Amount |
|------------------------|---------------------------|
| 2024                   | \$ (163,867)              |
| 2025                   | (874,499)                 |
| 2026                   | 68,286                    |
| 2027                   | (59,926)                  |

### Police and Fire Plan

At December 31, 2023, the County reported a liability of \$1,267,523 for its proportionate share of the Police and Fire Plan's net pension liability. The net pension liability was measured as of June 30, 2023, and the total pension liability used to calculate the net pension liability was determined by an actuarial valuation as of that date. The County's proportion of the net pension liability was based on the County's contributions received by PERA during the measurement period for employer payroll paid dates from July 1, 2022, through June 30, 2023, relative to the total employer contributions received from all of PERA's participating employers. At June 30, 2023, the County's proportion was 0.0734 percent. It was 0.0681 percent measured as of June 30, 2022. The County recognized pension expense of \$374,092 for its proportionate share of the Police and Fire Plan's pension expense.

The State of Minnesota also contributed \$18 million to the Police and Fire Plan in the plan fiscal year ended June 30, 2023. The contribution consisted of \$9 million in direct state aid that meets the definition of a special funding situation and \$9 million in supplemental state aid that does not meet the definition of a special funding situation.

Legislation requires the State of Minnesota to pay direct state aid of \$9 million on October 1 each year until full funding is reached, or July 1, 2048, whichever is earlier. The County recognized an additional \$(3,073) as grant revenue and pension expense for its proportionate share of the State of Minnesota's pension expense related to the special funding situation.

**Police and Fire Plan  
Employer's Share of the Net Pension Liability and the State's Related Liability  
As of December 31, 2023**

|  |                     |
|--|---------------------|
| The County's proportionate share of the net pension liability                                    | \$ 1,267,523        |
| State of Minnesota's proportionate share of the net pension liability associated with the County | 51,019              |
| Total  | <u>\$ 1,318,542</u> |

Legislation also requires the State of Minnesota to contribute \$9 million to the Police and Fire Plan each year, until the plan is 90 percent funded, or until the State Patrol Plan is 90 percent funded, whichever occurs later. The

## Pope County Glenwood, Minnesota

County also recognized \$6,606 as revenue, which results in a reduction of the net pension liability, for its proportionate share of the State of Minnesota's on-behalf contribution to the Police and Fire Plan.

The County reported its proportionate share of the Police and Fire Plan's deferred outflows of resources and deferred inflows of resources related to pensions from the following sources:

**Police and Fire Plan  
Deferred Outflows of Resources and Deferred Inflows of Resources  
As of December 31, 2023**

|   | Deferred<br>Outflows of<br>Resources | Deferred<br>Inflows of<br>Resources |
|---|--------------------------------------|-------------------------------------|
| Differences between expected and actual economic experience   | \$ 332,178                           | \$ -                                |
| Changes in actuarial assumptions                              | 1,298,621                            | 1,781,222                           |
| Difference between projected and actual investment earnings   | 9,175                                | -                                   |
| Changes in proportion   | 249,929                              | 49,692                              |
| Contributions paid to PERA subsequent to the measurement date | 93,731                               | -                                   |
| Total   | <u>\$ 1,983,634</u>                  | <u>\$ 1,830,914</u>                 |

The \$93,731 reported as deferred outflows of resources related to pensions resulting from contributions subsequent to the measurement date will be recognized as a reduction of the net pension liability in the year ended December 31, 2024. Other amounts reported as deferred outflows and inflows of resources related to pensions will be recognized in pension expense as follows:

**Police and Fire Plan  
Schedule of Amortization of  
Deferred Outflows and Inflows of Resources  
As of December 31, 2023**

| Year Ended December 31 | Pension Expense<br>Amount |
|------------------------|---------------------------|
| 2024                   | \$ 79,373                 |
| 2025                   | 35,228                    |
| 2026                   | 273,380                   |
| 2027                   | (52,951)                  |
| 2028                   | (276,041)                 |

### Total Pension Expense

The total pension expense for all plans recognized by the County for the year ended December 31, 2023, was \$767,917.

# Pope County

## Glenwood, Minnesota

### Actuarial Assumptions

The total pension liability in the June 30, 2023, actuarial valuation was determined using the individual entry-age normal actuarial cost method and the following additional actuarial assumptions:

#### **Actuarial Assumptions for the Year Ended June 30, 2023**

|                              | General<br>Employees Fund | Police and Fire<br>Fund |
|------------------------------|---------------------------|-------------------------|
| Inflation                    | 2.25% per year            | 2.25% per year          |
| Active Member Payroll Growth | 3.00% per year            | 3.00% per year          |
| Investment Rate of Return    | 7.00%                     | 7.00%                   |

Salary increases were based on a service-related table. Mortality rates for active members, retirees, survivors, and disabilitants were based on the Pub-2010 General Employee Mortality table for the General Employees Plan and the Pub-2010 Public Safety Employee Mortality tables for the Police and Fire Plan, with slight adjustments. Cost-of-living benefit increases for retirees are assumed to be 1.25 percent for the General Employees Plan. For the Police and Fire Plan, cost-of-living benefit increases for retirees are 1.00 percent as set by state statute.

Actuarial assumptions used in the June 30, 2023, valuations were based on the results of actuarial experience studies. The experience study for the General Employees Plan was dated June 27, 2019. The experience study for the Police and Fire Plan was dated July 14, 2020. For both plans, a review of inflation and investment assumptions dated June 29, 2023, was utilized.

The long-term expected rate of return on pension plan investments is 7.00 percent. The State Board of Investment, which manages the investments of PERA, prepares an analysis of the reasonableness of the long-term expected rate of return on a regular basis using a building-block method in which best-estimate ranges of expected future rates of return are developed for each major asset class. These ranges are combined to produce an expected long-term rate of return by weighting the expected future rates of return by the target asset allocation percentages.

#### **Pension Plan Investment Target Allocation and Best Estimates of Geometric Real Rates of Return for Each Major Asset Class**

| Asset Class            | Target Allocation | Long-Term Expected<br>Real Rate of Return |
|------------------------|-------------------|---|
| Domestic equities      | 33.50%            | 5.10%                                     |
| International equities | 16.50%            | 5.30%                                     |
| Fixed income           | 25.00%            | 0.75%                                     |
| Private markets        | 25.00%            | 5.90%                                     |

### Discount Rate

The discount rate used to measure the total pension liability was 7.00 percent in 2023. This was an increase from the 6.50 percent and 5.40 percent used in 2022 for the General Employees Plan and the Police and Fire Plan, respectively. The projection of cash flows used to determine the discount rate assumed that employee and employer contributions will be made at the rate specified in statute. Based on that assumption, the fiduciary net position of the General Employees Plan and the Police and Fire Plan were projected to be available to make all projected future benefit payments of current active and inactive employees. Therefore, the long-term expected

## Pope County Glenwood, Minnesota

---

rate of return on pension plan investments was applied to all periods of projected benefit payments to determine the total pension liability.

### Changes in Actuarial Assumptions and Plan Provisions

The following changes in actuarial assumptions occurred in 2023:

#### General Employees Plan

- The investment return assumption and single discount rate were changed from 6.50 percent to 7.00 percent.
- A one-time direct state aid contribution of \$170.1 million occurred on October 1, 2023.
- The vesting period for those hired after June 30, 2010, was changed from five years of allowable service to three years of allowable service.
- The benefit increase delay for early retirements on or after January 1, 2024, was eliminated.
- For Basic Plan members, a one-time, non-compounding benefit increase of 4.00 percent, minus the actual 2024 adjustment, will be payable in a lump sum for calendar year 2024 by March 31, 2024.
- For Coordinated Plan members, a one-time, non-compounding benefit increase of 2.50 percent, minus the actual 2024 adjustment, will be payable in a lump sum for calendar year 2024 by March 31, 2024.

#### Police and Fire Plan

- The investment return assumption was changed from 6.50 percent to 7.00 percent.
- The single discount rate changed from 5.40 percent to 7.00 percent.
- A one-time direct state aid contribution of \$19.4 million occurred on October 1, 2023.
- The vesting requirement for new hires after June 30, 2014, was changed from a graded 20-year vesting schedule to a graded ten year vesting schedule, with 50 percent vesting after five years, increasing incrementally to 100 percent after ten years.
- A one-time, non-compounding benefit increase of 3.00 percent will be payable in a lump sum for calendar year 2024 by March 31, 2024.
- Psychological treatment is required effective July 1, 2023, prior to approval for a duty disability benefit for a psychological condition relating to the member's occupation.
- A total and permanent duty disability benefit was added effective July 1, 2023.

### Pension Liability Sensitivity

The following presents the County's proportionate share of the net pension liability calculated using the discount rate previously disclosed, as well as what the County's proportionate share of the net pension liability would be if

## Pope County Glenwood, Minnesota

it were calculated using a discount rate one percentage point lower or one percentage point higher than the current discount rate.

### Sensitivity of the Employer's Proportionate Share of the Net Pension Liability to Changes in the Discount Rate As of December 31, 2023

|             | Proportionate Share of the |                          |                      |                          |
|-------------|----------------------------|--------------------------|----------------------|--------------------------|
|             | General Employees Plan     |                          | Police and Fire Plan |                          |
|             | Discount<br>Rate           | Net Pension<br>Liability | Discount<br>Rate     | Net Pension<br>Liability |
| 1% Decrease | 6.00%                      | \$ 4,886,895             | 6.00%                | \$ 2,514,916             |
| Current     | 7.00%                      | 2,762,393                | 7.00%                | 1,267,523                |
| 1% Increase | 8.00%                      | 1,014,909                | 8.00%                | 241,998                  |

### Pension Plan Fiduciary Net Position

Detailed information about the pension plan's fiduciary net position is available in a separately issued PERA financial report that includes financial statements and required supplementary information. That report may be obtained on the internet at [www.mnpera.org](http://www.mnpera.org).

### Defined Contribution Plan

Two board members of Pope County are covered by the Public Employees Defined Contribution Plan, a multiple-employer deferred compensation plan administered by PERA. The plan is established and administered in accordance with Minn. Stat. ch. 353D, which may be amended by the state legislature. The plan is a tax qualified plan under Section 401(a) of the Internal Revenue Code, and all contributions by or on behalf of employees are tax deferred until time of withdrawal.

Plan benefits depend solely on amounts contributed to the plan plus investment earnings, less administrative expenses. For those qualified personnel who elect to participate, Minn. Stat. § 353D.03 specifies plan provisions, including the employee and employer contribution rates. An eligible elected official who decides to participate contributes five percent of salary, which is matched by the employer. Employee and employer contributions are combined and used to purchase shares in one or more of the seven accounts of the Minnesota Supplemental Investment Fund. For administering the plan, PERA receives two percent of employer contributions and 0.25 percent of the assets in each member account annually.

### Total Contributions by Dollar Amount and Percentage of Covered Payroll Made by the Employer For the Year Ended December 31, 2023

|                               | Employee | Employer |
|-------------------------------|----------|----------|
| Contribution amount           | \$ 3,091 | \$ 3,091 |
| Percentage of covered payroll | 5.00%    | 5.00%    |



# Pope County Glenwood, Minnesota

## Fund Balances

The summary of fund balance classifications is as follows:

| Fund Balances as of December 31, 2023  |                      |                     |                   |                                |                      |
|--|----------------------|---------------------|-------------------|--------------------------------|----------------------|
|  | General Fund         | Road and<br>Bridge  | Debt Service      | Other<br>Governmental<br>Funds | Total                |
| <b>Nonspendable</b>                    |                      |                     |                   |                                |                      |
| Inventories                            | \$ -                 | \$ 145,795          | \$ -              | \$ -                           | \$ 145,795           |
| Missing heirs                          | 67,882               | -                   | -                 | -                              | 67,882               |
| Advances to other funds                | 18,920               | -                   | -                 | -                              | 18,920               |
| <b>Total nonspendable</b>              | <b>\$ 86,802</b>     | <b>\$ 145,795</b>   | <b>\$ -</b>       | <b>\$ -</b>                    | <b>\$ 232,597</b>    |
| <b>Restricted</b>                      |                      |                     |                   |                                |                      |
| Debt service                           | \$ -                 | \$ -                | \$ 171,404        | \$ -                           | \$ 171,404           |
| Law library                            | -                    | -                   | -                 | 17,078                         | 17,078               |
| Recorder's technology<br>and equipment | 104,329              | -                   | -                 | -                              | 104,329              |
| E-911                                  | 257,042              | -                   | -                 | -                              | 257,042              |
| Recorder's compliance                  | 129,927              | -                   | -                 | -                              | 129,927              |
| Permit to carry                        | 169,577              | -                   | -                 | -                              | 169,577              |
| Sheriff's contingency                  | 4,742                | -                   | -                 | -                              | 4,742                |
| Aquatic invasive species               | 366,129              | -                   | -                 | -                              | 366,129              |
| Riparian protection                    | 502,302              | -                   | -                 | -                              | 502,302              |
| Clean water partnership                | 266,217              | -                   | -                 | -                              | 266,217              |
| Extension services                     | 1,583                | -                   | -                 | -                              | 1,583                |
| Voter assistance                       | 4,975                | -                   | -                 | -                              | 4,975                |
| Affordable housing aid                 | 90,147               | -                   | -                 | -                              | 90,147               |
| Public safety aid                      | 288,928              | -                   | -                 | -                              | 288,928              |
| Opioid settlement                      | -                    | -                   | -                 | 103,505                        | 103,505              |
| Ditch maintenance and<br>construction  | -                    | -                   | -                 | 109,500                        | 109,500              |
| <b>Total restricted</b>                | <b>\$ 2,185,898</b>  | <b>\$ -</b>         | <b>\$ 171,404</b> | <b>\$ 230,083</b>              | <b>\$ 2,587,385</b>  |
| <b>Assigned</b>                        |                      |                     |                   |                                |                      |
| Highways and streets                   | \$ -                 | \$ 5,845,038        | \$ -              | \$ -                           | \$ 5,845,038         |
| Plat sign deposits                     | 1,169                | -                   | -                 | -                              | 1,169                |
| Veterans van                           | 24,506               | -                   | -                 | -                              | 24,506               |
| Capital expenditures                   | 783,931              | -                   | -                 | -                              | 783,931              |
| <b>Total assigned</b>                  | <b>\$ 809,606</b>    | <b>\$ 5,845,038</b> | <b>\$ -</b>       | <b>\$ -</b>                    | <b>\$ 6,654,644</b>  |
| <b>Unassigned</b>                      | <b>\$ 9,492,212</b>  | <b>\$ -</b>         | <b>\$ -</b>       | <b>\$ (13,815)</b>             | <b>\$ 9,478,397</b>  |
| <b>Total Fund Balances</b>             | <b>\$ 12,574,518</b> | <b>\$ 5,990,833</b> | <b>\$ 171,404</b> | <b>\$ 216,268</b>              | <b>\$ 18,953,023</b> |

# **Pope County Glenwood, Minnesota**

---

## **Note 4 – Summary of Significant Contingencies and Other Items**

### **Risk Management**

The County is exposed to various risks of loss related to torts; theft of, damage to, or destruction of assets; errors or omissions; injuries to employees; or natural disasters. To manage these risks, the County has entered into a joint powers agreement with other Minnesota counties to form the Minnesota Counties Intergovernmental Trust (MCIT). MCIT is a public entity risk pool currently operated as a common risk management and insurance program for its members. The County is a member of both the MCIT Workers' Compensation and Property and Casualty Divisions. For other risk, the County carries commercial insurance. There were no significant reductions in insurance coverage from the prior year. The amount of settlements did not exceed insurance coverage for the past three fiscal years.

The Workers' Compensation Division of MCIT is self-sustaining based on the contributions charged, so that total contributions plus compounded earnings on these contributions will equal the amount needed to satisfy claims liabilities and other expenses. MCIT participates in the Workers' Compensation Reinsurance Association with coverage at \$500,000 per claim in 2023 and 2024. Should the MCIT Workers' Compensation Division liabilities exceed assets, MCIT may assess the County in a method and amount to be determined by MCIT.

The Property and Casualty Division of MCIT is self-sustaining, and the County pays an annual premium to cover current and future losses. MCIT carries reinsurance for its property lines to protect against catastrophic losses. Should the MCIT Property and Casualty Division liabilities exceed assets, MCIT may assess the County in a method and amount to be determined by MCIT.

In 2018, the County entered into an agreement with PrimeHealth to provide a mechanism for utilizing a pooled self-insurance health program under the authority granted to the counties in Minn. Stat. § 471.59. Premiums are paid to PrimeHealth, who provides bookkeeping services to the entity, including the payment of claims. For 2023, the County has retained risk with a specific annual deductible of \$450,000 per member for the health plan.

### **Contingent Liabilities**

Amounts received or receivable from grant agencies are subject to audit and adjustment by grantor agencies, principally the federal government. Any disallowed claims, including amounts already collected, may constitute a liability of the applicable funds. The amount, if any, of the expenditures that may be disallowed by the grantor cannot be determined at this time, although the County expects such amounts, if any, to be immaterial.

The County, in connection with the normal conduct of its affairs, is involved in various claims, judgments, and litigation. The County Attorney estimates that the potential claims resulting from such litigation that would not be covered by insurance will not have a material adverse effect on the financial condition of the County.

### **Joint Ventures**

#### **Pope/Douglas Solid Waste Management**

Douglas and Pope Counties entered into a joint powers agreement in 1983 to build and operate a solid waste incinerator, pursuant to Minn. Stat. § 471.59. In 1986, it was determined that the joint venture would eventually operate on user charges.

## **Pope County Glenwood, Minnesota**

---

The management of the solid waste incinerator is vested in the joint board composed of three County Commissioners from Douglas County and two County Commissioners from Pope County, as provided by the joint powers agreement. Each member is entitled to one vote. The costs of operations are apportioned 75 percent to Douglas County and 25 percent to Pope County. The facility is located in Alexandria, Minnesota.

Financing is provided by charges for services, special assessments levied in each county, state grants, and interest on investments. During 2023, Pope County contributed \$954,079 to Pope/Douglas Solid Waste Management.

Complete financial statements for Pope/Douglas Solid Waste Management can be obtained from Pope/Douglas Solid Waste Management, 2115 Jefferson Street, Alexandria, Minnesota 56308.

### **Rainbow Rider Transit Board**

Douglas, Grant, Pope, Stevens, and Traverse Counties entered into a joint powers agreement to establish the West Central Multi-County Joint Powers Transit Board effective December 1, 1994, and empowered under Minn. Stat. § 471.59. Effective January 13, 2000, the Board changed its name from West Central Multi-County Joint Powers Transit Board to Rainbow Rider Transit Board. The purpose of Rainbow Rider is to provide coordinated service delivery and a funding source for public transportation.

Grant County terminated its membership in Rainbow Rider on May 31, 1999. Grant County rejoined and Todd County became a member county effective January 1, 2011, and 2012, respectively.

The Board consists of two members appointed by each member county from its County Board for terms of one year each. Rainbow Rider is a joint venture with no county having control over the Board. Each county has an ongoing responsibility to provide funding for the operating costs of Rainbow Rider allocated in accordance with the actual expenses incurred by representatives of the respective counties on the Board. During 2023, Pope County did not make any contributions to Rainbow Rider.

The joint powers agreement remains in force until any single county notifies the other parties of its intentions to withdraw at least 90 days before the termination takes effect. The remaining counties may agree to continue the agreement with the remaining counties as members.

Complete financial information can be obtained from Rainbow Rider Transit Board, 249 Poplar Avenue, Lowry, Minnesota 56349.

### **Horizon Public Health**

Grant, Pope, Stevens, and Traverse Counties entered into a joint powers agreement creating and operating the Mid-State Community Health Services, pursuant to Minn. Stat. § 471.59. During 1994, Stevens, Traverse, Grant, and Pope Counties began receiving and administering the grant money for Stevens, Traverse, and Grant Counties. Mid-State Community Health Services was renamed Horizon Community Health Board when Douglas County was added as a member on January 1, 2011. Horizon Community Health Board was renamed Horizon Public Health on January 1, 2015, when it became a fiscally independent entity. The budget is now approved by the five-county Board.

Control is vested in Horizon Public Health's Board, which consists of 13 members comprised of 11 County Commissioners and two community representatives. Each member of the Board is appointed by the County Commissioners of the county they represent.

## **Pope County Glenwood, Minnesota**

---

Financing is provided by state and federal grants and contributions from the five member counties. During 2023, Pope County contributed \$96,166 in funding to Horizon Public Health.

Complete financial statements for Horizon Public Health can be obtained from Horizon Public Health, 809 Elm Street, Suite 1200, Alexandria, Minnesota 56308.

### **Region 4 South Adult Mental Health Consortium**

Douglas, Grant, Pope, Stevens, and Traverse Counties entered into a joint powers agreement creating and operating Region 4 South Adult Mental Health Consortium, pursuant to Minn. Stat. § 471.59, to provide a system of care that will serve the needs of adults with serious and persistent mental illness for the mutual benefit of each of the joint participants.

Control of the Consortium is vested in a Governing Board, which consists of each participating county's Director of Social Services, Family Services, or Human Services, as the case may be; two County Commissioners from the Executive Commissioner Board; three local providers; and three consumers. The Governing Board operates under the ultimate authority of the Executive Commissioner Board. The Executive Commissioner Board is composed of one Commissioner of each county appointed by their respective County Board.

Any county may withdraw by providing notice to the chair of the Board 90 days prior to the date of the proposed withdrawal. Withdrawal does not act to discharge any liability incurred or chargeable to any county before the effective date of the withdrawal.

Dissolution of the Consortium will occur by unanimous vote of the counties, or when the membership in the Consortium is reduced to less than two counties. Upon dissolution of the Consortium, the member counties shall share in the current liabilities and current financial assets, including real property, of the Consortium equally if no county has contributed during the term of the Consortium or based upon their percentage of contribution to the Consortium's budget during the period applicable to such liabilities and assets.

Financing is predominantly provided by state grants. During 2023, Pope County did not make any contributions to the Consortium. Grant County, in a fiscal host capacity, reports the cash transactions of the Consortium as a custodial fund on its financial statements.

Complete financial information can be obtained from, Region 4 South Adult Mental Health Consortium, 507 North Nokomis Northeast, Suite 203, Alexandria, Minnesota 56308.

### **PrimeWest Health**

The PrimeWest Central County-Based Purchasing Initiative (since renamed PrimeWest Health) was established in December 1998 by a joint powers agreement with Big Stone, Douglas, Grant, McLeod, Meeker, Pipestone, Pope, Renville, Stevens, and Traverse Counties under the authority of Minn. Stat. § 471.59.

Beltrami, Clearwater, and Hubbard Counties were later added to PrimeWest Health. Pipestone County has since joined Southwest Health and Human Services for public health and human services functions. The partnership is organized to directly purchase health care services for county residents who are eligible for Medical Assistance and General Assistance Medical Care as authorized by Minn. Stat. § 256B.692.

County-based purchasing is the local control alternative favored for improved coordination of services to prepaid

## **Pope County Glenwood, Minnesota**

---

Medical Assistance programs in complying with Minnesota Department of Health requirements as set forth in Minn. Stat. chs. 62D and 62N.

Control of PrimeWest Health is vested in a Joint Powers Board of Directors, composed of two Commissioners from each member county (one active and one alternate). Each member of the Joint Powers Board of Directors is appointed by the County Commissioners of the county he or she represents.

In the event of termination of the joint powers agreement, all assets owned pursuant to this agreement shall be sold, and the proceeds, together with monies on hand, will be distributed to the current members based on their proportional share of each member's county-based purchasing eligible population.

Financing is provided by Medical Assistance and General Assistance Medical Care payments from the Minnesota Department of Human Services, initial start-up loans from the member counties, and by proportional contributions from member counties, if necessary, to cover operational costs. During 2023, Pope County did not make any contributions to PrimeWest Health.

Complete financial information can be obtained from its administrative office at PrimeWest Health, 3905 Dakota Street, Suite 101, Alexandria, Minnesota 56308.

### **Rural Minnesota Concentrated Employment Programs, Inc. (WIA – Rural Minnesota Workforce Service Area 2)**

The Rural Minnesota Concentrated Employment Programs, Inc. (RMCEP), is a private non-profit corporation that provides workforce development services in a 19-county area in north central and west central Minnesota. The agency was incorporated in 1968 to operate employment and training programs which include Workforce Investment Act services. The RMCEP was established to create job training and employment opportunities for economically disadvantaged, underemployed and unemployed persons, and youthful persons in both the private and the public sector.

The RMCEP is governed by a Board of Directors, which is comprised of representatives from a wide variety of industry sectors, education, and human services. During 2023, Pope County did not make any contributions to RMCEP. Current financial statements are not available.

### **West Central Minnesota Drug Task Force**

The West Central Minnesota Drug Task Force was established in 1996 under the authority of the Joint Powers Act, pursuant to Minn. Stat. § 471.59, and includes Becker, Douglas, Grant, Otter Tail, Pope, and Wadena Counties, and the Cities of Alexandria, Detroit Lakes, Fergus Falls, Glenwood, Pelican Rapids, Starbuck, and Wadena. The Task Force's objectives are to coordinate and strengthen efforts to identify, apprehend, and prosecute drug-related offenders.

Control of the Task Force is vested in a Board of Directors. The Board of Directors consists of department heads or a designee from each participating full-time member agency. In the event of dissolution of the Task Force, the equipment will be divided and returned to the appropriate agencies. If only one agency terminates its agreement and the unit continues, all equipment will remain with the Task Force.

Fiscal agent responsibilities for the Task Force are with Douglas County, which reports the Task Force as a custodial fund. Financing and equipment will be provided by the full-time and associate member agencies. During 2023, Pope County contributed \$4,000 to the Task Force.

## **Pope County Glenwood, Minnesota**

---

Separate financial information can be obtained from the Douglas County Courthouse, 305 – 8th Avenue West, Alexandria, Minnesota 56308.

### **Western Prairie Human Services**

Western Prairie Human Services was established pursuant to Minn. Stat. ch. 145A through a joint powers agreement with Grant County, effective January 1, 2022. The Western Prairie Human Services Board consists of ten members, five each from Pope and Grant Counties. The primary function of the joint venture is to provide economic assistance and efficiency in the delivery of human services. Funding is provided by state and federal grants and appropriations from the member counties. Pope County's annual contribution in 2023 was \$2,018,076.

Complete financial information of Western Prairie Human Services can be obtained from 211 Minnesota Avenue East, Glenwood, Minnesota 56334.

### **Counties Providing Technology**

Counties Providing Technology (CPT) was established in 2018, under the authority conferred upon by member parties by Minn. Stat. § 471.59, for the purpose of purchasing the former software vendor, Computer Professionals Unlimited, Inc., (CPUI) and to provide for the development, operation, and maintenance of technology applications and systems. Pope County and 23 other counties are members of CPT. Each member county provided an initial contribution to start up CPT and provide funds for the purchase of CPUI. CPT purchased CPUI in September 2018 for a purchase price of \$3,600,000. Financing is primarily from county member contributions. During 2023, Pope County did not make a contribution to CPT.

Control is vested in the CPT Board, which consists of one individual appointed by each member county's Board of Commissioners. The joint powers agreement provides that initial operating capital contributed by each member is to be repaid from any excess in fund balance at the end of the fiscal year, in proportion to the initial contribution. Once the initial contribution is repaid, there is no remaining equity interest for the member counties.

Current financial information can be obtained from the Stevens County Auditor/Treasurer, 400 Colorado Avenue, Suite 303, Morris, Minnesota 56267.

### **Port Authority of the City of Saint Paul Property Assessed Clean Energy Program (PACE) of Minnesota**

Pope County and the Port Authority of the City of Saint Paul entered into a joint powers agreement, pursuant to Minn. Stat. § 471.59, to provide for the financing of the acquisition and construction or installation of energy efficiency and conservation improvements on qualifying real properties located within Pope County. The Port Authority is solely responsible for the implementation and administration of PACE of Minnesota and financing of the improvements. Pope County imposes special assessments on the benefitting property and makes payment to the Port Authority. In 2023, Pope County paid \$28,179 to the Port Authority.

### **Viking Library System**

Pope County, along with ten cities and five other counties, participates in the Viking Library System in order to establish, continue, strengthen, and improve library services in the participating cities and counties. The Viking Library System was created as a public library service in 1975 by Douglas, Grant, Otter Tail, and Stevens Counties, along with the Cities of Alexandria, Elbow Lake, Fergus Falls, Hancock, and Morris. Additions to the library system included the Cities of Browns Valley, Glenwood, New York Mills, Perham, and Wheaton in 1976; Pope County in

## **Pope County Glenwood, Minnesota**

---

1981; Traverse County in 1983; and the City of Pelican Rapids in 1988. In 1992, the Alexandria Library became the Douglas County Library.

The Viking Library System is governed by a governing board, which consists of 19 members. Each County Board appoints a resident of the county, each member library board appoints a representative, and any libraries with a service area population over 15,000 have an additional representative. Currently, Fergus Falls and Douglas County have additional representatives. During 2023, Pope County provided \$129,612 to the Viking Library System.

Complete financial information can be obtained from the Viking Library System, 1915 Fir Avenue West, Fergus Falls, Minnesota 56537.

### **Jointly-Governed Organizations**

Pope County, in conjunction with other governmental entities and various private organizations, has formed the following jointly-governed organizations:

#### **Lakeland Mental Health Center**

Lakeland Mental Health Center was formed pursuant to Minn. Stat. ch. 317A as a 501(c)(3) nonprofit corporation on February 10, 1961, and includes Becker, Clay, Douglas, Grant, Otter Tail, and Pope Counties. The purpose of Lakeland Mental Health Center is to promote healthy individuals, families, and communities by providing high quality accessible mental health services.

The management of Lakeland Mental Health Center is vested in a Board of Directors consisting of one Commissioner and one community-at-large representative from each member county, plus one human service director, or equivalent position, rotated between the member counties.

Services are provided to the member counties through purchase of service agreements. A member county may lose its membership, by action of the Board of Directors, if it fails to have a signed contract with Lakeland Mental Health Center. During 2023, Pope County did not make any contributions to Lakeland Mental Health Center.

#### **West Central S.W.A.T. Team**

The West Central S.W.A.T. Team is comprised of five county sheriff's offices and eight police departments, including Lac qui Parle, Pope, Stevens, Swift, and Traverse Counties, along with the Appleton, Benson, Glenwood, Morris, Starbuck, University of Minnesota Morris, and Wheaton police departments. The purpose of the Team is to create a feasible and economical way, by sharing the costs, to protect the citizens of the cities and counties involved. During the year, Pope County did not contribute to the Team.

### **Agricultural Best Management Loan Program**

The County has entered into an agreement with the Minnesota Department of Agriculture and a local lending institution to jointly administer a loan program to individuals to implement projects that prevent or mitigate nonpoint source water pollution. Pope County has met those responsibilities for 2023.

### **Tax Abatements**

The County entered into property tax abatement agreements with various developers, under Minn. Stat.



## **Pope County Glenwood, Minnesota**

---

§§ 469.1812 through 469.1815, as amended. Under the statutes, a political subdivision may grant a current or prospective abatement of property taxes if it expects the benefits to the political subdivision of the proposed abatement agreement to at least equal the costs to the political subdivision of the proposed agreement and it will provide benefits such as increasing or preserving the tax base or providing employment opportunities in Pope County. All tax abatements are disclosed.

### **Midwest Machinery Company**

In October 2011, the County entered into a property tax abatement agreement with the City of Glenwood, Minnewaska Area School District No. 2149, and Midwest Machinery Company for a period of up to 12 years effective in the years 2013 through 2025. The abatement is contractually set to equal the sum of \$54,000 plus non-compounded interest at five percent on the unpaid County share of the reimbursement amount. Pope County provided a tax abatement in the form of a tax refund in the amount of \$6,603 for 2023. The developer agrees to construct an expansion to the company's existing John Deere facility, including sanitary sewer and water connections.

### **Ridge Housing, LLC**

In June 2017, the County entered into a property tax abatement agreement with the City of Glenwood, Minnewaska Area School District No. 2149, and Ridge Housing, LLC, for a period of up to 15 years effective in the years 2019 through 2034. Upon submission to the County of invoices relating to the cost of the construction of the project in an amount not less than \$210,000, the County shall reimburse the developer for such costs pursuant to the abatement program. Pope County provided a tax abatement in the form of a tax refund in the amount of \$13,868. The developer will construct a multifamily housing facility with tuck under garages, and related site and parking improvements in the City of Glenwood.

## **Note 5 – Pope County Housing and Redevelopment Authority/Economic Development Authority Component Unit**

### **Summary of Significant Accounting Policies**

#### **Financial Reporting Entity**

The Pope County Housing and Redevelopment Authority/Economic Development Authority (HRA/EDA) is a component unit of Pope County and is reported in a separate column in the County's financial statements to emphasize that the HRA/EDA is a legally separate entity from Pope County. The HRA/EDA operates as a local government unit for the purpose of providing housing and redevelopment and economic development services to the local area. The governing body consists of a seven-member Board of Commissioners appointed by the County. The financial statements included are as of and for the year ended December 31, 2023.

#### **Measurement Focus and Basis of Accounting**

The HRA/EDA's financial statements are reported using the economic resources measurement focus and the full accrual basis of accounting. Revenues are recognized when earned, and expenses are recognized when a liability is incurred, regardless of the timing of cash flows.



# Pope County

## Glenwood, Minnesota

---

### Assets, Liabilities, and Net Position

#### Cash and Cash Equivalents

The HRA/EDA has defined cash and cash equivalents to include cash on hand and demand deposits.

#### Receivables

Property tax levies are set by the HRA/EDA and are certified to the County each year for collection in the following year. Real property taxes are generally due from taxpayers in equal installments on May 15 and October 15. The County remits tax settlements to the HRA/EDA at various times during the year. Taxes collectible in a given calendar year are generally recognized as revenue during that fiscal year.

No allowance for uncollected receivables has been provided because such amounts are not expected to be material.

#### Property Held for Resale

Property is acquired by the HRA/EDA for subsequent resale for redevelopment purposes and not as an investment program. In order to encourage development, the land is often resold at prices substantially lower than the HRA/EDA's cost and cannot be sold for more than expended. Land held for resale is reported as an asset at the net realizable value.

#### Restricted Assets

Certain funds of the HRA/EDA are classified as restricted assets on the statement of net position because the restriction is either imposed by law through constitutional provisions or enabling legislation or imposed externally by creditors, grantors, contributors, or laws or regulations of other governments. Therefore, their use is limited by applicable laws and regulations.

#### Capital Assets

Capital assets, which include land and buildings, are reported in the financial statements. Capital assets are defined by the HRA/EDA as assets with an initial, individual cost of more than \$5,000 and an estimated useful life in excess of two years. Such assets are recorded at historical cost or estimated historical cost if purchased or constructed. Donated capital assets are recorded at acquisition value.

The costs of normal maintenance and repairs that do not add to the value of the asset or materially extend assets' lives are not capitalized.

Capital assets are depreciated using the straight-line method over their estimated useful lives ranging from three to 40 years.

#### Long-Term Obligations

Long-term debt and other long-term obligations are reported as liabilities in the statement of net position. Bond premiums and discounts are deferred and amortized over the life of the bonds using the straight-line interest method. Bonds payable are reported net of the applicable bond premium or discount.

# Pope County Glenwood, Minnesota

---

## Classification of Net Position

The HRA/EDA classifies net position in the following categories: net investment in capital assets consists of capital assets, net of accumulated depreciation, and reduced by outstanding debt attributed to the acquisition, construction, or improvement of the assets, net of unspent related debt proceeds, if any; restricted net position is classified as such when external restrictions have been imposed by creditors, grantors, contributors, or laws or regulations of other governments and restrictions imposed by law through constitutional provisions or enabling legislation; and unrestricted net position is the amount of net position that does not meet the definition of restricted or net investment in capital assets.

## Use of Estimates

The preparation of financial statements in conformity with accounting principles generally accepted in the United States of America requires management to make estimates and assumptions that affect the reported amounts of assets and liabilities and disclosure of contingent assets and liabilities at the date of the financial statements and the reported amounts of revenues and expenses during the reporting period. Actual results could differ from those estimates.

## Detailed Notes

### Deposits and Investments

#### Deposits

At December 31, 2023, the HRA/EDA had deposits totaling \$576,216.

The HRA/EDA is authorized by Minn. Stat. §§ 118A.02 and 118A.04 to designate a depository for public funds and to invest in certificates of deposit. The HRA/EDA is required by Minn. Stat. § 118A.03 to protect deposits with insurance, surety bond, or collateral. The market value of collateral pledged shall be at least ten percent more than the amount on deposit at the close of the financial institution's banking day, not covered by insurance or bonds.

Authorized collateral includes treasury bills, notes and bonds; issues of U.S. government agencies; general obligations rated "A" or better and revenue obligations rated "AA" or better; irrevocable standby letters of credit issued by the Federal Home Loan Bank; and certificates of deposit. Minnesota statutes require that securities pledged as collateral be held in safekeeping in a restricted account at the Federal Reserve Bank or in an account at a trust department of a commercial bank or other financial institution that is not owned or controlled by the financial institution furnishing the collateral.

#### Custodial Credit Risk

Custodial credit risk is the risk that in the event of a financial institution failure, the HRA/EDA's deposits may not be returned to it. The HRA/EDA does not have a deposit policy for custodial credit risk. As of December 31, 2023, the HRA/EDA's deposits were not exposed to custodial credit risk.

#### Investments

The HRA/EDA had no investments as of December 31, 2023.

# Pope County Glenwood, Minnesota

---

## Receivables

Of the loans receivable, \$275,908 is not expected to be collected within the next year. The loans receivable balance consists of loans issued by the HRA/EDA for housing and economic development within the County.

## Capital Assets

The HRA/EDA's capital asset activity for the year ended December 31, 2023, was as follows:

### **Changes in Capital Assets for the Year Ended December 31, 2023**

|                                | Beginning<br>Balance | Increase | Decrease | Ending Balance |
|--------------------------------|----------------------|----------|----------|----------------|
| Capital assets not depreciated |                      |          |          |                |
| Land                           | \$ 44,434            | \$ -     | \$ -     | \$ 44,434      |

## Risk Management

The HRA/EDA is exposed to various risks of loss related to torts; theft of, damage to, or destruction of assets; errors or omissions; or natural disasters. To manage these risks, the HRA/EDA has joined MCIT and purchases commercial insurance. The HRA/EDA retains risk for the deductible portions of the insurance policies. The amounts of these deductibles are considered immaterial to the financial statements. There were no significant reductions in insurance from the prior year. The amount of settlements did not exceed insurance coverage for the past three fiscal years.

## Tax Abatements – Pay-As-You-Go Tax Increment

### Nelson Housing Development

The HRA/EDA entered into a property tax abatement agreement with Nelson Housing Development, dated September 1, 2017, for a period of 14 years effective in the years 2019 through 2033, under Minn. Stat. §§ 469.174 to .1794 (Tax Increment Financing) through a pay-as-you-go note program. Tax increment financing (TIF) can be used to encourage private development, redevelopment, renovation and renewal, growth in low- to moderate-income housing, and economic development. TIF captures the increase in tax capacity and property taxes (of most taxing jurisdictions, including the HRA/EDA) from development or redevelopment to provide funding for the related project. The pay-as-you-go note provides for payment to the developer of all tax increments received in the prior six months. The payment reimburses the developer for certain improvements in an amount not to exceed \$68,000. The HRA/EDA provided a tax abatement in the form of a tax refund in the amount of \$5,834 for 2023. The revenue as it related to tax abatement for the year ended December 31, 2023, was \$6,479.

### CSNP Cyrus LLC Development

The HRA/EDA entered into a property tax increment agreement with CSNP Cyrus LLC, dated May 5, 2021, for a period of 25 years effective in the years 2022 through 2047, under Minn. Stat. §§ 469.174 to .1794 (Tax Increment Financing) through a tax increment plan. Tax increment financing (TIF) can be used to encourage private development, redevelopment, renovation and renewal, growth in low- to moderate-income housing, and economic development. TIF captures the increase in tax capacity and property taxes (of most taxing jurisdictions,

## **Pope County Glenwood, Minnesota**

---

including the HRA/EDA) from development or redevelopment to provide funding for the related project. The tax increment plan provides an upfront payment to the developer for all eligible development costs in an amount not to exceed \$60,000. The revenue as it related to tax abatement for the year ended December 31, 2023, was \$7,735.

### **CSNP Starbuck LLC Development**

The HRA/EDA entered into a property tax increment agreement with CSNP Starbuck LLC, dated August 17, 2022, for a period of 25 years effective in the years 2023 through 2048, under Minn. Stat. §§ 469.174 to .1794 (Tax Increment Financing) through a tax increment plan. Tax increment financing (TIF) can be used to encourage private development, redevelopment, renovation and renewal, growth in low- to moderate-income housing, and economic development. TIF captures the increase in tax capacity and property taxes (of most taxing jurisdictions, including the HRA/EDA) from development or redevelopment to provide funding for the related project. The payment reimburses the developer for certain improvements in an amount not to exceed \$98,000 at four percent interest. The revenue as it related to tax abatement for the year ended December 31, 2023, was \$6,273.

## **Required Supplementary Information**

**Pope County  
Glenwood, Minnesota**

**Exhibit A-1**

**Budgetary Comparison Schedule  
General Fund  
For the Year Ended December 31, 2023**

|                              | Budgeted Amounts |              | Actual        | Variance with |
|------------------------------|------------------|--------------|---------------|---------------|
|                              | Original         | Final        | Amounts       | Final Budget  |
| Revenues                     |                  |              |               |               |
| Taxes                        | \$ 7,797,470     | \$ 7,797,470 | \$ 7,759,620  | \$ (37,850)   |
| Special assessments          | 61,675           | 61,675       | 159,707       | 98,032        |
| Licenses and permits         | 88,275           | 88,275       | 79,857        | (8,418)       |
| Intergovernmental            | 1,239,527        | 1,239,527    | 2,210,913     | 971,386       |
| Charges for services         | 458,400          | 458,400      | 462,969       | 4,569         |
| Fines and forfeits           | 2,200            | 2,200        | 1,313         | (887)         |
| Gifts and contributions      | 1,000            | 1,000        | 1,621         | 621           |
| Investment earnings          | 147,200          | 147,200      | 901,512       | 754,312       |
| Miscellaneous                | 80,487           | 80,487       | 276,356       | 195,869       |
| Total Revenues               | \$ 9,876,234     | \$ 9,876,234 | \$ 11,853,868 | \$ 1,977,634  |
| Expenditures                 |                  |              |               |               |
| Current                      |                  |              |               |               |
| General government           |                  |              |               |               |
| Commissioners                | \$ 247,102       | \$ 247,102   | \$ 236,222    | \$ 10,880     |
| Information technology       | 559,639          | 559,639      | 628,486       | (68,847)      |
| Coordinator                  | 469,820          | 469,820      | 475,046       | (5,226)       |
| Auditor/Treasurer            | 456,529          | 456,529      | 477,698       | (21,169)      |
| Assessor                     | 610,969          | 610,969      | 457,258       | 153,711       |
| Elections                    | 24,438           | 24,438       | 207,852       | (183,414)     |
| Accounting and auditing      | 50,000           | 50,000       | 41,670        | 8,330         |
| Data processing              | 68,850           | 68,850       | 74,195        | (5,345)       |
| Attorney                     | 339,206          | 339,206      | 336,873       | 2,333         |
| Recorder                     | 312,744          | 312,744      | 356,670       | (43,926)      |
| Surveyor                     | 1,000            | 1,000        | -             | 1,000         |
| Environmental services       | 316,423          | 316,423      | 360,205       | (43,782)      |
| Buildings                    | 475,976          | 475,976      | 509,612       | (33,636)      |
| Veterans service officer     | 64,616           | 64,616       | 69,575        | (4,959)       |
| Other general government     | 274,597          | 274,597      | 403,376       | (128,779)     |
| General government – pension | -                | -            | 7,904         | (7,904)       |
| Total general government     | \$ 4,271,909     | \$ 4,271,909 | \$ 4,642,642  | \$ (370,733)  |

**Pope County  
Glenwood, Minnesota**

**Exhibit A-1**

(Continued)

**Budgetary Comparison Schedule  
General Fund  
For the Year Ended December 31, 2023**

|  | Budgeted Amounts    |                     | Actual<br>Amounts   | Variance with<br>Final Budget |
|--|---------------------|---------------------|---------------------|-------------------------------|
|  | Original            | Final               |                     |                               |
| <b>Expenditures</b>                            |                     |                     |                     |                               |
| <b>Current (Continued)</b>                     |                     |                     |                     |                               |
| <b>Public safety</b>                           |                     |                     |                     |                               |
| Sheriff  | \$ 1,740,887        | \$ 1,740,887        | \$ 1,777,637        | \$ (36,750)                   |
| ATV grant                                      | -                   | -                   | 902                 | (902)                         |
| Snowmobile grant                               | 3,680               | 3,680               | 1,531               | 2,149                         |
| School resource officer                        | 81,435              | 81,435              | 101,505             | (20,070)                      |
| Boat and water safety                          | 34,381              | 34,381              | 11,863              | 22,518                        |
| Coroner  | 20,000              | 20,000              | 19,726              | 274                           |
| Enhanced 911 system                            | 70,800              | 70,800              | 96,321              | (25,521)                      |
| Dispatchers                                    | 406,202             | 406,202             | 468,603             | (62,401)                      |
| County jail                                    | 142,398             | 142,398             | 133,299             | 9,099                         |
| Court services                                 | 449,648             | 449,648             | 308,113             | 141,535                       |
| Emergency management                           | 52,725              | 52,725              | 56,371              | (3,646)                       |
| ARMER implementation                           | 32,727              | 32,727              | 10,529              | 22,198                        |
| Public safety – pension                        | -                   | -                   | 111,476             | (111,476)                     |
| <b>Total public safety</b>                     | <b>\$ 3,034,883</b> | <b>\$ 3,034,883</b> | <b>\$ 3,097,876</b> | <b>\$ (62,993)</b>            |
| <b>Culture and recreation</b>                  |                     |                     |                     |                               |
| Historical society                             | \$ 55,000           | \$ 55,000           | \$ 55,000           | \$ -                          |
| Terrace Mill and Glacial Ridge                 | 1,800               | 1,800               | 1,000               | 800                           |
| Other  | 7,860               | 7,860               | 7,860               | -                             |
| <b>Total culture and recreation</b>            | <b>\$ 64,660</b>    | <b>\$ 64,660</b>    | <b>\$ 63,860</b>    | <b>\$ 800</b>                 |
| <b>Conservation of natural resources</b>       |                     |                     |                     |                               |
| Soil and water conservation                    | \$ 105,954          | \$ 105,954          | \$ 160,841          | \$ (54,887)                   |
| County extension                               | 117,510             | 117,510             | 97,474              | 20,036                        |
| Agriculture ditch inspector                    | 9,300               | 9,300               | 6,567               | 2,733                         |
| County fair                                    | 35,000              | 35,000              | 35,000              | -                             |
| Water management                               | 364,759             | 364,759             | 336,138             | 28,621                        |
| <b>Total conservation of natural resources</b> | <b>\$ 632,523</b>   | <b>\$ 632,523</b>   | <b>\$ 636,020</b>   | <b>\$ (3,497)</b>             |
| <b>Economic development</b>                    |                     |                     |                     |                               |
| Community development                          | \$ 22,500           | \$ 22,500           | \$ 2,288,576        | \$ (2,266,076)                |
| Senior citizens                                | 2,640               | 2,640               | 2,640               | -                             |
| <b>Total economic development</b>              | <b>\$ 25,140</b>    | <b>\$ 25,140</b>    | <b>\$ 2,291,216</b> | <b>\$ (2,266,076)</b>         |

**Pope County  
Glenwood, Minnesota**

**Exhibit A-1**

(Continued)

**Budgetary Comparison Schedule  
General Fund  
For the Year Ended December 31, 2023**

|   | <u>Budgeted Amounts</u>     |                             | <u>Actual</u>               | <u>Variance with</u>       |
|---|-----------------------------|-----------------------------|-----------------------------|----------------------------|
|   | <u>Original</u>             | <u>Final</u>                | <u>Amounts</u>              | <u>Final Budget</u>        |
| <b>Expenditures (Continued)</b>                   |                             |                             |                             |                            |
| <b>Intergovernmental</b>                          |                             |                             |                             |                            |
| <b>Human services</b>                             |                             |                             |                             |                            |
| Western Prairie Human Services                    | \$ 2,023,176                | \$ 2,023,176                | \$ 2,023,096                | \$ 80                      |
| <b>Health</b>                                     |                             |                             |                             |                            |
| Horizon Public Health                             | 80,086                      | 80,086                      | 80,086                      | -                          |
| <b>Culture and recreation</b>                     |                             |                             |                             |                            |
| Library   | 129,612                     | 129,612                     | 129,612                     | -                          |
| <b>Economic development</b>                       |                             |                             |                             |                            |
| St. Paul Port Authority                           | -                           | -                           | 18,559                      | (18,559)                   |
| <b>Total intergovernmental</b>                    | <u>\$ 2,232,874</u>         | <u>\$ 2,232,874</u>         | <u>\$ 2,251,353</u>         | <u>\$ (18,479)</u>         |
| <b>Capital outlay</b>                             |                             |                             |                             |                            |
| General government                                | \$ 59,205                   | \$ 59,205                   | \$ 126,551                  | \$ (67,346)                |
| Public safety                                     | 78,000                      | 78,000                      | 117,516                     | (39,516)                   |
| <b>Total capital outlay</b>                       | <u>\$ 137,205</u>           | <u>\$ 137,205</u>           | <u>\$ 244,067</u>           | <u>\$ (106,862)</u>        |
| <b>Debt service</b>                               |                             |                             |                             |                            |
| Principal   | \$ -                        | \$ -                        | \$ 139,262                  | \$ (139,262)               |
| Interest  | -                           | -                           | 8,540                       | (8,540)                    |
| <b>Total debt service</b>                         | <u>\$ -</u>                 | <u>\$ -</u>                 | <u>\$ 147,802</u>           | <u>\$ (147,802)</u>        |
| <b>Total Expenditures</b>                         | <u>\$ 10,399,194</u>        | <u>\$ 10,399,194</u>        | <u>\$ 13,374,836</u>        | <u>\$ (2,975,642)</u>      |
| <b>Excess of Revenues Over (Under)</b>            |                             |                             |                             |                            |
| <b>Expenditures</b>                               | <u>\$ (522,960)</u>         | <u>\$ (522,960)</u>         | <u>\$ (1,520,968)</u>       | <u>\$ (998,008)</u>        |
| <b>Other Financing Sources (Uses)</b>             |                             |                             |                             |                            |
| Transfers in                                      | \$ -                        | \$ -                        | \$ 1,886,815                | \$ 1,886,815               |
| Loans issued                                      | -                           | -                           | 53,142                      | 53,142                     |
| Leases issued                                     | -                           | -                           | 262,919                     | 262,919                    |
| Subscription-based technology arrangements issued | -                           | -                           | 81,533                      | 81,533                     |
| <b>Total Other Financing Sources (Uses)</b>       | <u>\$ -</u>                 | <u>\$ -</u>                 | <u>\$ 2,284,409</u>         | <u>\$ 2,284,409</u>        |
| <b>Net Change in Fund Balance</b>                 | <u>\$ (522,960)</u>         | <u>\$ (522,960)</u>         | <u>\$ 763,441</u>           | <u>\$ 1,286,401</u>        |
| <b>Fund Balance – January 1</b>                   | <u>11,811,077</u>           | <u>11,811,077</u>           | <u>11,811,077</u>           | <u>-</u>                   |
| <b>Fund Balance – December 31</b>                 | <u><u>\$ 11,288,117</u></u> | <u><u>\$ 11,288,117</u></u> | <u><u>\$ 12,574,518</u></u> | <u><u>\$ 1,286,401</u></u> |



**Pope County  
Glenwood, Minnesota**

**Exhibit A-2**

**Budgetary Comparison Schedule  
Road and Bridge Special Revenue Fund  
For the Year Ended December 31, 2023**

|   | <u>Budgeted Amounts</u> |                     | <u>Actual</u>       | <u>Variance with</u> |
|---|-------------------------|---------------------|---------------------|----------------------|
|   | <u>Original</u>         | <u>Final</u>        | <u>Amounts</u>      | <u>Final Budget</u>  |
| <b>Revenues</b>                           |                         |                     |                     |                      |
| Taxes                                     | \$ 2,060,759            | \$ 2,060,759        | \$ 2,022,325        | \$ (38,434)          |
| Intergovernmental                         | 7,287,275               | 7,287,275           | 7,914,932           | 627,657              |
| Charges for services                      | 23,400                  | 23,400              | 22,054              | (1,346)              |
| Miscellaneous                             | 5,500                   | 5,500               | 7,019               | 1,519                |
| <b>Total Revenues</b>                     | <b>\$ 9,376,934</b>     | <b>\$ 9,376,934</b> | <b>\$ 9,966,330</b> | <b>\$ 589,396</b>    |
| <b>Expenditures</b>                       |                         |                     |                     |                      |
| <b>Current</b>                            |                         |                     |                     |                      |
| <b>Highways and streets</b>               |                         |                     |                     |                      |
| Administration                            | \$ 420,326              | \$ 420,326          | \$ 414,381          | \$ 5,945             |
| Maintenance                               | 1,569,860               | 1,569,860           | 1,766,357           | (196,497)            |
| Engineering/construction                  | 5,877,241               | 5,877,241           | 5,844,809           | 32,432               |
| Equipment, maintenance, and shop          | 688,507                 | 688,507             | 733,613             | (45,106)             |
| <b>Total highways and streets</b>         | <b>\$ 8,555,934</b>     | <b>\$ 8,555,934</b> | <b>\$ 8,759,160</b> | <b>\$ (203,226)</b>  |
| <b>Intergovernmental</b>                  |                         |                     |                     |                      |
| Highways and streets                      | 450,000                 | 450,000             | 453,539             | (3,539)              |
| <b>Capital outlay</b>                     |                         |                     |                     |                      |
| Highways and streets                      | 401,000                 | 401,000             | 676,263             | (275,263)            |
| <b>Total Expenditures</b>                 | <b>\$ 9,406,934</b>     | <b>\$ 9,406,934</b> | <b>\$ 9,888,962</b> | <b>\$ (482,028)</b>  |
| <b>Excess of Revenues Over (Under)</b>    |                         |                     |                     |                      |
| <b>Expenditures</b>                       | <b>\$ (30,000)</b>      | <b>\$ (30,000)</b>  | <b>\$ 77,368</b>    | <b>\$ 107,368</b>    |
| <b>Other Financing Sources (Uses)</b>     |                         |                     |                     |                      |
| Proceeds from sale of capital assets      | 30,000                  | 30,000              | 33,000              | 3,000                |
| <b>Net Change in Fund Balance</b>         | <b>\$ -</b>             | <b>\$ -</b>         | <b>\$ 110,368</b>   | <b>\$ 110,368</b>    |
| <b>Fund Balance – January 1</b>           | <b>5,908,080</b>        | <b>5,908,080</b>    | <b>5,908,080</b>    | <b>-</b>             |
| <b>Increase (decrease) in inventories</b> | <b>-</b>                | <b>-</b>            | <b>(27,615)</b>     | <b>(27,615)</b>      |
| <b>Fund Balance – December 31</b>         | <b>\$ 5,908,080</b>     | <b>\$ 5,908,080</b> | <b>\$ 5,990,833</b> | <b>\$ 82,753</b>     |

**Pope County  
Glenwood, Minnesota**

**Schedule of Changes in Total OPEB Liability and Related Ratios  
Other Postemployment Benefits  
December 31, 2023**

|  | <u>2023</u>                | <u>2022</u>                |
|--|----------------------------|----------------------------|
| <b>Total OPEB Liability</b>  |                            |                            |
| Service cost   | \$ 14,809                  | \$ 25,949                  |
| Interest   | 29,237                     | 31,013                     |
| Differences between expected and actual experience                           | (225,411)                  | -                          |
| Changes of assumption or other inputs  | (129,367)                  | -                          |
| Benefit payments   | <u>(125,279)</u>           | <u>(143,873)</u>           |
| <b>Net change in total OPEB liability</b>                                    | <b>\$ (436,011)</b>        | <b>\$ (86,911)</b>         |
| <b>Total OPEB Liability – Beginning</b>                                      | <b><u>1,509,365</u></b>    | <b><u>1,596,276</u></b>    |
| <b>Total OPEB Liability – Ending</b>   | <b><u>\$ 1,073,354</u></b> | <b><u>\$ 1,509,365</u></b> |
| <br>Covered-employee payroll   | <br>\$ 5,011,471           | <br>\$ 6,088,986           |
| <br>Total OPEB liability (asset) as a percentage of covered-employee payroll | <br>21.42%                 | <br>24.79%                 |

This schedule is intended to show information for ten years. Additional years will be displayed as they become available.

**Exhibit A-3**

| <u>2021</u>                | <u>2020</u>                | <u>2019</u>                | <u>2018</u>                |
|----------------------------|----------------------------|----------------------------|----------------------------|
| \$ 25,193                  | \$ 22,043                  | \$ 18,619                  | \$ 19,480                  |
| 48,525                     | 63,345                     | 74,352                     | 78,999                     |
| (40,226)                   | -                          | (224,660)                  | -                          |
| 9,991                      | 116,574                    | (240,467)                  | -                          |
| <u>(189,246)</u>           | <u>(207,782)</u>           | <u>(227,055)</u>           | <u>(249,653)</u>           |
| \$ (145,763)               | \$ (5,820)                 | \$ (599,211)               | \$ (151,174)               |
| <u>1,742,039</u>           | <u>1,747,859</u>           | <u>2,347,070</u>           | <u>2,498,244</u>           |
| <u><u>\$ 1,596,276</u></u> | <u><u>\$ 1,742,039</u></u> | <u><u>\$ 1,747,859</u></u> | <u><u>\$ 2,347,070</u></u> |
| \$ 5,911,637               | \$ 5,690,736               | \$ 5,511,609               | \$ 5,303,995               |
| 27.00%                     | 30.61%                     | 31.71%                     | 44.25%                     |

**Pope County  
Glenwood, Minnesota**

**Exhibit A-4**

**Schedule of Proportionate Share of Net Pension Liability  
PERA General Employees Retirement Plan  
December 31, 2023**

| Measurement Date | Employer's Proportion of the Net Pension Liability/Asset | Employer's Proportionate Share of the Net Pension Liability (Asset) (a) | State's Proportionate Share of the Net Pension Liability Associated with Pope County (b) | Employer's Proportionate Share of the Net Pension Liability and the State's Related Share of the Net Pension Liability (Asset) (a + b) | Covered Payroll (c) | Employer's Proportionate Share of the Net Pension Liability (Asset) as a Percentage of Covered Payroll (a/c) | Plan Fiduciary Net Position as a Percentage of the Total Pension Liability |
|------------------|--|---|--|--|---------------------|--|--|
| 2023             | 0.0494 %   | \$ 2,762,393  | \$ 76,207  | \$ 2,838,600   | \$ 3,930,125        | 70.29 %  | 83.10 %  |
| 2022             | 0.0491   | 3,888,736   | 114,018  | 4,002,754  | 3,678,080           | 105.73   | 76.67  |
| 2021             | 0.0716   | 3,057,641   | 93,391   | 3,151,032  | 5,157,988           | 59.28  | 87.00  |
| 2020             | 0.0707   | 4,238,788   | 130,745  | 4,369,533  | 5,045,185           | 84.02  | 79.06  |
| 2019             | 0.0702   | 3,881,201   | 120,661  | 4,001,862  | 4,969,130           | 78.11  | 80.23  |
| 2018             | 0.0731   | 4,055,288   | 133,025  | 4,188,313  | 4,916,334           | 82.49  | 79.53  |
| 2017             | 0.0768   | 4,902,861   | 61,651   | 4,964,512  | 4,947,759           | 99.09  | 75.90  |
| 2016             | 0.0744   | 6,040,911   | 78,926   | 6,119,837  | 4,619,457           | 130.77   | 68.91  |
| 2015             | 0.0816   | 4,228,936   | N/A  | 4,228,936  | 4,804,103           | 88.03  | 78.19  |

This schedule is intended to show information for ten years. Additional years will be displayed as they become available.  
The measurement date for each year is June 30.  
N/A – Not Applicable

**Pope County  
Glenwood, Minnesota**

**Exhibit A-5**

**Schedule of Contributions  
PERA General Employees Retirement Plan  
December 31, 2023**

| <b>Year<br/>Ending</b> | <b>Statutorily<br/>Required<br/>Contributions<br/>(a)</b> | <b>Actual<br/>Contributions<br/>in Relation to<br/>Statutorily<br/>Required<br/>Contributions<br/>(b)</b> | <b>Contribution<br/>(Deficiency)<br/>Excess<br/>(b - a)</b> | <b>Covered<br/>Payroll<br/>(c)</b> | <b>Actual<br/>Contributions<br/>as a Percentage<br/>of Covered<br/>Payroll<br/>(b/c)</b> |
|------------------------|---|---|---|------------------------------------|--|
| 2023                   | \$ 315,154  | \$ 315,154  | \$ -  | \$ 4,202,049                       | 7.50 %   |
| 2022                   | 279,844   | 279,844   | -   | 3,731,254                          | 7.50   |
| 2021                   | 396,734   | 396,734   | -   | 5,289,772                          | 7.50   |
| 2020                   | 382,930   | 382,930   | -   | 5,105,713                          | 7.50   |
| 2019                   | 375,728   | 375,728   | -   | 5,009,707                          | 7.50   |
| 2018                   | 370,065   | 370,065   | -   | 4,931,192                          | 7.50   |
| 2017                   | 361,030   | 361,030   | -   | 4,813,716                          | 7.50   |
| 2016                   | 353,849   | 353,849   | -   | 4,717,986                          | 7.50   |
| 2015                   | 354,731   | 354,731   | -   | 4,729,744                          | 7.50   |

This schedule is intended to show information for ten years. Additional years will be displayed as they become available.  
The County's year-end is December 31.

**Pope County  
Glenwood, Minnesota**

**Exhibit A-6**

**Schedule of Proportionate Share of Net Pension Liability  
PERA Public Employees Police and Fire Plan  
December 31, 2023**

| Measurement Date | Employer's Proportion of the Net Pension Liability/Asset | Employer's Proportionate Share of the Net Pension Liability (Asset) (a) | State's Proportionate Share of the Net Pension Liability Associated with Pope County (b) | Employer's Proportionate Share of the Net Pension Liability and the State's Related Share of the Net Pension Liability (Asset) (a + b) | Covered Payroll (c) | Employer's Proportionate Share of the Net Pension Liability (Asset) as a Percentage of Covered Payroll (a/c) | Plan Fiduciary Net Position as a Percentage of the Total Pension Liability |
|------------------|--|---|--|--|---------------------|--|--|
| 2023             | 0.0734 %   | \$ 1,267,523  | \$ 51,019  | \$ 1,318,542   | \$ 963,731          | 131.52 %   | 86.47 %  |
| 2022             | 0.0681   | 2,963,443   | 129,505  | 3,092,948  | 827,819             | 357.98   | 70.53  |
| 2021             | 0.0584   | 450,786   | 20,258   | 471,044  | 690,188             | 65.31  | 93.66  |
| 2020             | 0.0647   | 852,815   | 20,083   | 872,898  | 730,515             | 116.74   | 87.19  |
| 2019             | 0.0670   | 713,283   | N/A  | 713,283  | 706,431             | 100.97   | 89.26  |
| 2018             | 0.0626   | 667,252   | N/A  | 667,252  | 659,999             | 101.10   | 88.84  |
| 2017             | 0.0650   | 877,577   | N/A  | 877,577  | 665,610             | 131.85   | 85.43  |
| 2016             | 0.0640   | 2,568,431   | N/A  | 2,568,431  | 613,583             | 418.60   | 63.88  |
| 2015             | 0.0610   | 693,103   | N/A  | 693,103  | 555,199             | 124.84   | 86.61  |

This schedule is intended to show information for ten years. Additional years will be displayed as they become available.  
The measurement date for each year is June 30.  
N/A – Not Applicable

**Pope County  
Glenwood, Minnesota**

**Exhibit A-7**

**Schedule of Contributions  
PERA Public Employees Police and Fire Plan  
December 31, 2023**

| <b>Year<br/>Ending</b> | <b>Statutorily<br/>Required<br/>Contributions<br/>(a)</b> | <b>Actual<br/>Contributions<br/>in Relation to<br/>Statutorily<br/>Required<br/>Contributions<br/>(b)</b> | <b>Contribution<br/>(Deficiency)<br/>Excess<br/>(b - a)</b> | <b>Covered<br/>Payroll<br/>(c)</b> | <b>Actual<br/>Contributions<br/>as a Percentage<br/>of Covered<br/>Payroll<br/>(b/c)</b> |
|------------------------|---|---|---|------------------------------------|--|
| 2023                   | \$ 182,019  | \$ 182,019  | \$ -  | \$ 1,028,351                       | 17.70 %  |
| 2022                   | 157,527   | 157,527   | -   | 889,982                            | 17.70  |
| 2021                   | 133,670   | 133,670   | -   | 755,200                            | 17.70  |
| 2020                   | 123,389   | 123,389   | -   | 697,115                            | 17.70  |
| 2019                   | 122,854   | 122,854   | -   | 724,804                            | 16.95  |
| 2018                   | 109,937   | 109,937   | -   | 678,625                            | 16.20  |
| 2017                   | 105,580   | 105,580   | -   | 651,725                            | 16.20  |
| 2016                   | 101,364   | 101,364   | -   | 625,703                            | 16.20  |
| 2015                   | 97,692  | 97,692  | -   | 603,034                            | 16.20  |

This schedule is intended to show information for ten years. Additional years will be displayed as they become available.  
The County's year-end is December 31.

# Pope County Glenwood, Minnesota

## Notes to the Required Supplementary Information For the Year Ended December 31, 2023

### Note 1 – Budgetary Information

Annual budgets are adopted on a basis consistent with generally accepted accounting principles for the General Fund, certain special revenue funds, and the Debt Service Fund. A budget is not adopted for the Solid Waste or Ditch Special Revenue Funds because they are based on taxing and special assessments which cannot be determined on an annual basis. Similarly, the Law Library and Opioid Settlement Special Revenue Funds are not budgeted due to the fact that financing is based on fees and settlement revenue from court proceedings and litigation; therefore, expenditures cannot be determined. A budget was not adopted for the Human Services Special Revenue Fund for 2023, due to the County joining Western Prairie Human Services on January 1, 2022. All annual appropriations lapse at fiscal year-end unless specifically carried over to the next budget year by Board action.

On or before mid-June of each year, all departments and agencies submit requests for appropriations to the Pope County Auditor/Treasurer so that a budget can be prepared. Before October 31, the proposed budget is presented to the County Board for review. The Board holds public hearings, and a final budget must be prepared and adopted no later than December 31.

The appropriated budget is prepared by fund, function, and department. The County's department heads may make transfers of appropriations within a department. Transfers of appropriations between departments require approval of the County Board. The legal level of budgetary control (the level at which expenditures may not legally exceed appropriations) is the fund level. During the year, the Board made no significant supplemental budgetary appropriations.

### Note 2 – Excess of Expenditures Over Budget

The following major governmental fund had expenditures in excess of budget at the function level for the year ended December 31, 2023:

|                                      | Expenditures  |               |              |
|--------------------------------------|---------------|---------------|--------------|
|                                      | Actual        | Final Budget  | Excess       |
| General Fund                         | \$ 13,374,836 | \$ 10,399,194 | \$ 2,975,642 |
| Road and Bridge Special Revenue Fund | 9,888,962     | 9,406,934     | 482,028      |

### Note 3 – Other Postemployment Benefits

See Note 3 in the notes to the financial statements for additional information regarding the County's other postemployment benefits.



# Pope County Glenwood, Minnesota

---

## **Note 4 – Employer Contributions to Other Postemployment Benefits**

Assets have not been accumulated in a trust that meets the criteria in paragraph four of GASB Statement 75 to pay related benefits.

## **Note 5 – Other Postemployment Benefits- Changes in Significant Plan Provisions, Actuarial Methods, and Assumptions**

The following changes occurred:

### 2023

- The health care trend rates were changed to better anticipate short-term and long-term medical increases.
- The mortality tables were updated from the Pub-2010 Public Retirement Plans Headcount Mortality tables (General, Safety) with MP-2020 Generational Improvement Scale to the Pub-2010 Public Retirement Plans Headcount-Weighted Mortality tables (General, Safety) with MP-2021 Generational Improvement Scale.
- The inflation rate was changed from 2.00 percent to 2.50 percent.
- The discount rate was changed from 2.00 percent to 4.00 percent.
- The retirement, withdrawal, and salary increase rates for public safety employees were updated to reflect the latest experience study.

### 2022

No changes in actuarial assumptions occurred in 2022.

### 2021

- The health care trend rates were changed to better anticipate short-term and long-term medical increases.
- The mortality tables were updated from the RP-2014 Mortality tables (blue collar for public safety, white collar for others) with MP-2018 Generational Improvement Scale to the Pub-2010 Public Retirement Plans Headcount-Weighted Mortality tables (General, Safety) with MP-2020 Generational Improvement Scale.
- The salary increase rates were changed from a flat 3.00 percent per year for all employees to rates which vary by service and contract group.
- The retirement and withdrawal tables for non-public safety employees were updated.
- The inflation rate changed from 2.50 percent to 2.00 percent.
- The discount rate was changed from 2.90 percent to 2.00 percent.

## Pope County Glenwood, Minnesota

---

### 2020

- The discount rate was changed from 3.80 percent to 2.90 percent.

### 2019

- The health care trend rates were changed to better anticipate short-term and long-term medical increases.
- The mortality tables were updated from the RP-2014 White Collar Mortality tables with MP-2016 Generational Improvement Scale (with blue collar adjustment for police and fire personnel) to the RP-2014 White Collar mortality tables with MP-2018 Generational Improvement Scale (with blue collar adjustment for police and fire personnel).
- The retirement and withdrawal tables for police and fire personnel were updated.
- The discount rate was changed from 3.30 percent to 3.80 percent.
- The trend on post-age 65 medical subsidies was changed from the health care trend rates noted above to 4.00 percent per year.

### 2018

- The discount rate used changed from 3.50 percent to 3.30 percent.
- The actuarial cost method was changed from projected unit credit to entry age.

## **Note 6 – Defined Benefit Pension Plans – Changes in Significant Plan Provisions, Actuarial Methods, and Assumptions**

The following changes were reflected in the valuation performed on behalf of the Public Employees Retirement Association for the fiscal year June 30:

### **General Employees Retirement Plan**

### 2023

- The investment return assumption and single discount rate were changed from 6.50 percent to 7.00 percent.
- A one-time direct state aid contribution of \$170.1 million occurred on October 1, 2023.
- The vesting period for those hired after June 30, 2010, was changed from five years of allowable service to three years of allowable service.
- The benefit increase delay for early retirements on or after January 1, 2024, was eliminated.
- For Basic Plan members, a one-time, non-compounding benefit increase of 4.00 percent, minus the actual 2024 adjustment, will be payable in a lump sum for calendar year 2024 by March 31, 2024.

## Pope County Glenwood, Minnesota

---

- For Coordinated Plan members, a one-time, non-compounding benefit increase of 2.50 percent, minus the actual 2024 adjustment, will be payable in a lump sum for calendar year 2024 by March 31, 2024.

### 2022

- The mortality improvement scale was changed from Scale MP-2020 to Scale MP-2021.

### 2021

- The investment return and single discount rates were changed from 7.50 percent to 6.50 percent.
- The mortality improvement scale was changed from Scale MP-2019 to Scale MP-2020.

### 2020

- The price inflation assumption was decreased from 2.50 percent to 2.25 percent.
- The payroll growth assumption was decreased from 3.25 percent to 3.00 percent.
- Assumed salary increase rates were changed as recommended in the June 30, 2019, experience study. The net effect is assumed rates that average 0.25 percent less than previous rates.
- Assumed rates of retirement were changed as recommended in the June 30, 2019, experience study. The changes result in more unreduced (normal) retirements and slightly fewer Rule of 90 and early retirements.
- Assumed rates of termination were changed as recommended in the June 30, 2019, experience study. The new rates are based on service and are generally lower than the previous rates for years two to five and slightly higher thereafter.
- Assumed rates of disability were changed as recommended in the June 30, 2019, experience study. The change results in fewer predicted disability retirements for males and females.
- The base mortality table for healthy annuitants and employees was changed from the RP-2014 table to the Pub-2010 General Employee Mortality table, with adjustments. The base mortality table for disabled annuitants was changed from the RP-2014 Disabled Annuitant Mortality table to the Pub-2010 General/Teacher Disabled Retiree Mortality table, with adjustments.
- The mortality improvement scale was changed from Scale MP-2018 to Scale MP-2019.
- The assumed spouse age difference was changed from two years older for females to one year older.
- The assumed number of married male new retirees electing the 100 percent Joint and Survivor option changed from 35 percent to 45 percent. The assumed number of married female new retirees electing the 100 percent Joint and Survivor option changed from 15 percent to 30 percent. The corresponding number of married new retirees electing the Life annuity option was adjusted accordingly.
- Augmentation for current privatized members was reduced to 2.00 percent for the period July 1, 2020, through December 31, 2023, and 0.00 percent thereafter. Augmentation was eliminated for privatizations occurring after June 30, 2020.

## Pope County Glenwood, Minnesota

---

### 2019

- The mortality projection scale was changed from Scale MP-2017 to Scale MP-2018.

### 2018

- The mortality projection scale was changed from Scale MP-2015 to Scale MP-2017.
- The assumed benefit increase rate was changed from 1.00 percent per year through 2044 and 2.50 percent per year thereafter, to 1.25 percent per year.
- The augmentation adjustment in early retirement factors is eliminated over a five-year period starting July 1, 2019, resulting in actuarial equivalence after June 30, 2024.
- Interest credited on member contributions decreased from 4.00 percent to 3.00 percent, beginning July 1, 2018.
- Deferred augmentation was changed to 0.00 percent, effective January 1, 2019. Augmentation that has already accrued for deferred members will still apply.
- Contribution stabilizer provisions were repealed.
- Post-retirement benefit increases were changed from 1.00 percent per year with a provision to increase to 2.50 percent upon attainment of 90 percent funding to 50 percent of the Social Security cost of living adjustment, not less than 1.00 percent and not more than 1.50 percent, beginning January 1, 2019.
- For retirements on or after January 1, 2024, the first benefit increase is delayed until the retiree reaches normal retirement age; does not apply to the Rule of 90 retirees, disability benefit recipients, or survivors.
- Actuarial equivalent factors were updated to reflect revised mortality and interest assumptions.

### 2017

- The Combined Service Annuity (CSA) loads were changed from 0.80 percent for active members and 60 percent for vested and non-vested deferred members (30 percent for deferred Minneapolis Employees Retirement Fund members). The revised CSA loads are now 0.00 percent for active member liability, 15 percent for vested deferred member liability, and 3.00 percent for non-vested deferred member liability.
- The assumed post-retirement benefit increase rate was changed from 1.00 percent per year for all years to 1.00 percent per year through 2044 and 2.50 percent per year thereafter.
- Minneapolis Employees Retirement Fund plan provisions change the employer supplemental contribution to \$21 million in calendar years 2017 and 2018 and returns to \$31 million through calendar year 2031. The state's required contribution is \$16 million in PERA's fiscal years 2018 and 2019 and returns to \$6 million annually through calendar year 2031.

### 2016

- The assumed post-retirement benefit increase rate was changed from 1.00 percent per year through 2035

## Pope County Glenwood, Minnesota

---

and 2.50 percent per year thereafter, to 1.00 percent for all future years.

- The assumed investment rate was changed from 7.90 percent to 7.50 percent. The single discount rate was also changed from 7.90 percent to 7.50 percent.
- Other assumptions were changed pursuant to the experience study dated June 30, 2015. The assumed payroll growth and inflation were decreased by 0.25 percent. Payroll growth was reduced from 3.50 percent to 3.25 percent. Inflation was reduced from 2.75 percent to 2.50 percent.

### Public Employees Police and Fire Plan

#### 2023

- The investment return assumption was changed from 6.50 percent to 7.00 percent.
- The single discount rate changed from 5.40 percent to 7.00 percent.
- A one-time direct state aid contribution of \$19.4 million occurred on October 1, 2023.
- The vesting requirement for new hires after June 30, 2014, was changed from a graded 20-year vesting schedule to a graded ten year vesting schedule, with 50 percent vesting after five years, increasing incrementally to 100 percent after ten years.
- A one-time, non-compounding benefit increase of 3.00 percent will be payable in a lump sum for calendar year 2024 by March 31, 2024.
- Psychological treatment is required effective July 1, 2023, prior to approval for a duty disability benefit for a psychological condition relating to the member's occupation.
- A total and permanent duty disability benefit was added effective July 1, 2023.

#### 2022

- The single discount rate changed from 6.50 percent to 5.40 percent.
- The mortality improvement scale was changed from Scale MP-2020 to Scale MP-2021.

#### 2021

- The investment return and single discount rates were changed from 7.50 percent to 6.50 percent.
- The inflation assumption was changed from 2.50 percent to 2.25 percent.
- The payroll growth assumption was changed from 3.25 percent to 3.00 percent.
- The base mortality table for healthy annuitants and employees was changed from the RP-2014 table to the Pub-2010 Public Safety Mortality table. The mortality improvement scale was changed from Scale MP-2019 to Scale MP-2020.

## Pope County Glenwood, Minnesota

---

- The base mortality table for disabled annuitants was changed from the RP-2014 Healthy Annuitant Mortality table (with future mortality improvement according to Scale MP-2019) to the Pub-2010 Public Safety Disabled Annuitant Mortality table (with future mortality improvement according to Scale MP-2020).
- Assumed rates of salary increase were modified as recommended in the July 14, 2020, experience study. The overall impact is a decrease in gross salary increase rates.
- Assumed rates of retirement were changed as recommended in the July 14, 2020, experience study. The changes result in slightly more unreduced retirements and fewer assumed early retirements.
- Assumed rates of withdrawal were changed from select and ultimate rates to service-based rates. The changes result in more assumed terminations.
- Assumed rates of disability were increased for ages 25-44 and decreased for ages over 49. Overall, proposed rates result in more projected disabilities.
- Assumed percent married for active female members was changed from 60 percent to 70 percent. Minor changes to form of payment assumptions were applied.

### 2020

- The mortality projection scale was changed from Scale MP-2018 to Scale MP-2019.

### 2019

- The mortality projection scale was changed from Scale MP-2017 to Scale MP-2018.

### 2018

- The mortality projection scale was changed from Scale MP-2016 to Scale MP-2017.
- Post-retirement benefit increases changed to 1.00 percent for all years with no trigger.
- An end date of July 1, 2048, was added to the existing \$9.0 million state contribution. Additionally, annual state aid will equal \$4.5 million in fiscal years 2019 and 2020, and \$9.0 million thereafter, until the plan reaches 100 percent funding, or July 1, 2048, if earlier.
- Member contributions were changed effective January 1, 2019, and January 1, 2020, from 10.80 percent to 11.30 and 11.80 percent of pay, respectively. Employer contributions were changed effective January 1, 2019, and January 1, 2020, from 16.20 percent to 16.95 and 17.70 percent of pay, respectively. Interest credited on member contributions decreased from 4.00 percent to 3.00 percent, beginning July 1, 2018.
- Deferred augmentation was changed to 0.00 percent, effective January 1, 2019. Augmentation that has already accrued for deferred members will still apply.
- Actuarial equivalent factors were updated to reflect revised mortality and interest assumptions.

## Pope County Glenwood, Minnesota

---

### 2017

- The assumed salary increases were changed as recommended in the June 30, 2016, experience study. The net effect is proposed rates that average 0.34 percent lower than the previous rates.
- The assumed rates of retirement were changed, resulting in fewer retirements.
- The CSA load was 30 percent for vested and non-vested, deferred members. The CSA load has been changed to 33 percent for vested members and 2.00 percent for non-vested members.
- The base mortality table for healthy annuitants was changed from the RP-2000 fully generational table to the RP-2014 fully generational table (with a base year of 2006), with male rates adjusted by a factor of 0.96. The mortality improvement scale was changed from Scale AA to Scale MP-2016. The base mortality table for disabled annuitants was changed from the RP-2000 disabled mortality table to the mortality table assumed for healthy retirees.
- The assumed termination rates were decreased to 3.00 percent for the first three years of service. Rates beyond the select period of three years were adjusted, resulting in more expected terminations overall.
- The assumed percentage of married female members was decreased from 65 percent to 60 percent.
- The assumed age difference was changed from separate assumptions for male members (wives assumed to be three years younger) and female members (husbands assumed to be four years older) to the assumption that males are two years older than females.
- The assumed percentage of female members electing joint and survivor annuities was increased.
- The assumed post-retirement benefit increase rate was changed from 1.00 percent for all years to 1.00 percent per year through 2064 and 2.50 percent thereafter.
- The single discount rate was changed from 5.60 percent per annum to 7.50 percent per annum.

### 2016

- The assumed post-retirement benefit increase rate was changed from 1.00 percent per year through 2037 and 2.50 percent per year thereafter, to 1.00 percent for all future years.
- The assumed investment rate was changed from 7.90 percent to 7.50 percent. The single discount rate was changed from 7.90 percent to 5.60 percent.
- The assumed payroll growth and inflation were decreased by 0.25 percent. Payroll growth was reduced from 3.50 percent to 3.25 percent. Inflation was reduced from 2.75 percent to 2.50 percent.

## **Supplementary Information**



**Combining and Individual Fund  
Financial Statements**

**Pope County  
Glenwood, Minnesota**

***Exhibit B-1***

**Budgetary Comparison Schedule  
Debt Service Fund  
For the Year Ended December 31, 2023**

|  | <b>Budgeted Amounts</b> |                   | <b>Actual</b>       | <b>Variance with</b> |
|--|-------------------------|-------------------|---------------------|----------------------|
|  | <b>Original</b>         | <b>Final</b>      | <b>Amounts</b>      | <b>Final Budget</b>  |
| <b>Revenues</b>                        |                         |                   |                     |                      |
| Taxes                                  | \$ 317,809              | \$ 317,809        | \$ 312,893          | \$ (4,916)           |
| Intergovernmental                      | -                       | -                 | 11,294              | 11,294               |
| <b>Total Revenues</b>                  | <b>\$ 317,809</b>       | <b>\$ 317,809</b> | <b>\$ 324,187</b>   | <b>\$ 6,378</b>      |
| <b>Expenditures</b>                    |                         |                   |                     |                      |
| <b>Debt service</b>                    |                         |                   |                     |                      |
| Principal                              | \$ 317,809              | \$ 317,809        | \$ 525,000          | \$ (207,191)         |
| Interest                               | -                       | -                 | 70,525              | (70,525)             |
| Administrative charges                 | -                       | -                 | 1,050               | (1,050)              |
| <b>Total Expenditures</b>              | <b>\$ 317,809</b>       | <b>\$ 317,809</b> | <b>\$ 596,575</b>   | <b>\$ (278,766)</b>  |
| <b>Excess of Revenues Over (Under)</b> |                         |                   |                     |                      |
| <b>Expenditures</b>                    | <b>\$ -</b>             | <b>\$ -</b>       | <b>\$ (272,388)</b> | <b>\$ (272,388)</b>  |
| <b>Other Financing Sources (Uses)</b>  |                         |                   |                     |                      |
| Transfers out                          | -                       | -                 | (93)                | (93)                 |
| <b>Net Change in Fund Balances</b>     | <b>\$ -</b>             | <b>\$ -</b>       | <b>\$ (272,481)</b> | <b>\$ (272,481)</b>  |
| <b>Fund Balances – January 1</b>       | <b>443,885</b>          | <b>443,885</b>    | <b>443,885</b>      | <b>-</b>             |
| <b>Fund Balances – December 31</b>     | <b>\$ 443,885</b>       | <b>\$ 443,885</b> | <b>\$ 171,404</b>   | <b>\$ (272,481)</b>  |

# **Pope County Glenwood, Minnesota**

## **Nonmajor Governmental Funds**

### **Special Revenue Funds**

The special revenue funds are used to account for the proceeds of specific revenue sources that are legally or administratively restricted to expenditures for specified purposes.

Ditch – to account for the cost of constructing and maintaining an agricultural drainage ditch system. Financing is provided by special assessments levied against benefited properties.

Law Library – to account for operation and maintenance of the law library. Financing is provided by fees from court proceedings in accordance with Minn. Stat. § 134A.10.

Opioid Settlement – to account for the County's share of settlement proceeds from the national settlement agreement of the state and national litigation related to the opioid industry.

### **Fiduciary Funds**

### **Custodial Funds**

The custodial funds are used to account for assets held by the County as an agent for other governmental units, individuals, or private organizations.

Taxes and Penalties – to account for the collection and distribution of taxes and penalties to the various taxing districts.

Forfeited Land – to account for the collection and apportionment of fees and taxes collected on behalf of the State of Minnesota and other taxing districts.

State Taxes and Fees – to account for the collection and apportionment of fees and taxes collected on behalf of the State of Minnesota.

Civil Action – to account for the collection and payment of monies collected through civil law procedures on behalf of external entities.

**Pope County  
Glenwood, Minnesota**

**Exhibit B-2**

**Combining Balance Sheet  
Nonmajor Governmental Funds  
December 31, 2023**

|   | Special Revenue Funds |                  |                      | Total<br>(Exhibit 3) |
|---|-----------------------|------------------|----------------------|----------------------|
|   | Ditch                 | Law<br>Library   | Opioid<br>Settlement |                      |
| <b><u>Assets</u></b>  |                       |                  |                      |                      |
| Cash and pooled investments   | \$ 114,449            | \$ 15,908        | \$ 103,505           | \$ 233,862           |
| Special assessments receivable  |                       |                  |                      |                      |
| Delinquent  | 353                   | -                | -                    | 353                  |
| Due from other governments  | 8,785                 | 1,170            | -                    | 9,955                |
| <b>Total Assets</b>   | <b>\$ 123,587</b>     | <b>\$ 17,078</b> | <b>\$ 103,505</b>    | <b>\$ 244,170</b>    |
| <b><u>Liabilities, Deferred Inflows of<br/>Resources, and Fund Balances</u></b> |                       |                  |                      |                      |
| <b>Liabilities</b>  |                       |                  |                      |                      |
| Accounts payable  | \$ 200                | \$ -             | \$ -                 | \$ 200               |
| Due to other governments  | 8,429                 | -                | -                    | 8,429                |
| Advances from other funds   | 18,920                | -                | -                    | 18,920               |
| <b>Total Liabilities</b>  | <b>\$ 27,549</b>      | <b>\$ -</b>      | <b>\$ -</b>          | <b>\$ 27,549</b>     |
| <b>Deferred Inflows of Resources</b>  |                       |                  |                      |                      |
| Unavailable revenue   | \$ 353                | \$ -             | \$ -                 | \$ 353               |
| <b>Fund Balances</b>  |                       |                  |                      |                      |
| Restricted  | \$ 109,500            | \$ 17,078        | \$ 103,505           | \$ 230,083           |
| Unassigned  | (13,815)              | -                | -                    | (13,815)             |
| <b>Total Fund Balances</b>  | <b>\$ 95,685</b>      | <b>\$ 17,078</b> | <b>\$ 103,505</b>    | <b>\$ 216,268</b>    |
| <b>Total Liabilities, Deferred Inflows of<br/>Resources, and Fund Balances</b>  | <b>\$ 123,587</b>     | <b>\$ 17,078</b> | <b>\$ 103,505</b>    | <b>\$ 244,170</b>    |

**Pope County  
Glenwood, Minnesota**

**Exhibit B-3**

**Combining Statement of Revenues, Expenditures, and Changes in Fund Balances  
Nonmajor Governmental Funds  
For the Year Ended December 31, 2023**

|                                    | Special Revenue Funds |                  |                      | Total<br>(Exhibit 5) |
|------------------------------------|-----------------------|------------------|----------------------|----------------------|
|                                    | Ditch                 | Law<br>Library   | Opioid<br>Settlement |                      |
| <b>Revenues</b>                    |                       |                  |                      |                      |
| Special assessments                | \$ 59,016             | \$ -             | \$ -                 | \$ 59,016            |
| Fines and forfeits                 | -                     | 13,470           | -                    | 13,470               |
| Investment earnings                | -                     | -                | 2,606                | 2,606                |
| Miscellaneous                      | -                     | -                | 17,371               | 17,371               |
| <b>Total Revenues</b>              | <b>\$ 59,016</b>      | <b>\$ 13,470</b> | <b>\$ 19,977</b>     | <b>\$ 92,463</b>     |
| <b>Expenditures</b>                |                       |                  |                      |                      |
| <b>Current</b>                     |                       |                  |                      |                      |
| General government                 | \$ -                  | \$ 4,340         | \$ 574               | \$ 4,914             |
| Conservation of natural resources  | 44,870                | -                | -                    | 44,870               |
| <b>Debt service</b>                |                       |                  |                      |                      |
| Interest                           | 330                   | -                | -                    | 330                  |
| <b>Total Expenditures</b>          | <b>\$ 45,200</b>      | <b>\$ 4,340</b>  | <b>\$ 574</b>        | <b>\$ 50,114</b>     |
| <b>Net Change in Fund Balances</b> | <b>\$ 13,816</b>      | <b>\$ 9,130</b>  | <b>\$ 19,403</b>     | <b>\$ 42,349</b>     |
| <b>Fund Balances – January 1</b>   | <b>81,869</b>         | <b>7,948</b>     | <b>84,102</b>        | <b>173,919</b>       |
| <b>Fund Balances – December 31</b> | <b>\$ 95,685</b>      | <b>\$ 17,078</b> | <b>\$ 103,505</b>    | <b>\$ 216,268</b>    |

**Pope County  
Glenwood, Minnesota**

**Exhibit B-4**

**Combining Statement of Fiduciary Net Position  
Fiduciary Funds – Custodial Funds  
December 31, 2023**

|   | Custodial Funds        |                   |                         |                 | Total<br>Custodial<br>Funds |
|---|------------------------|-------------------|-------------------------|-----------------|-----------------------------|
|   | Taxes and<br>Penalties | Forfeited<br>Land | State Taxes<br>and Fees | Civil Action    |                             |
| <b><u>Assets</u></b>  |                        |                   |                         |                 |                             |
| Cash and pooled investments                                     | \$ 318,297             | \$ 8,151          | \$ 43,089               | \$ 1,596        | \$ 371,133                  |
| Accounts receivable for other governments - net                 | -                      | -                 | 8,452                   | -               | 8,452                       |
| Taxes receivable for other governments                          | 199,187                | -                 | -                       | -               | 199,187                     |
| <b>Total Assets</b>   | <b>\$ 517,484</b>      | <b>\$ 8,151</b>   | <b>\$ 51,541</b>        | <b>\$ 1,596</b> | <b>\$ 578,772</b>           |
| <b><u>Liabilities</u></b>                                       |                        |                   |                         |                 |                             |
| Due to other governments  | \$ 318,297             | \$ -              | \$ 51,491               | \$ -            | \$ 369,788                  |
| <b><u>Net Position</u></b>                                      |                        |                   |                         |                 |                             |
| Restricted for<br>Individuals, organizations, other governments | \$ 199,187             | \$ 8,151          | \$ 50                   | \$ 1,596        | \$ 208,984                  |
| <b>Total Net Position</b>                                       | <b>\$ 199,187</b>      | <b>\$ 8,151</b>   | <b>\$ 50</b>            | <b>\$ 1,596</b> | <b>\$ 208,984</b>           |

**Pope County  
Glenwood, Minnesota**

**Combining Statement of Changes in Fiduciary Net Position  
Fiduciary Funds – Custodial Funds  
For the Year Ended December 31, 2023**

|  | <u>Taxes and<br/>Penalties</u>  | <u>Forfeited<br/>Land</u>     |
|--|---------------------------------|-------------------------------|
| <b>Additions</b>                               |                                 |                               |
| Property tax collections for other governments | \$ 13,602,367                   | \$ -                          |
| Tax forfeited land sales                       | -                               | 8,151                         |
| Federal/State revenue                          | 183,992                         | -                             |
| Other taxes collected for other governments    | -                               | -                             |
| Fees collected for other governments           | -                               | -                             |
| Mortgage foreclosure sales                     | -                               | -                             |
|  | <u>                    </u>     | <u>                    </u>   |
| <b>Total Additions</b>                         | <b><u>\$ 13,786,359</u></b>     | <b><u>\$ 8,151</u></b>        |
| <b>Deductions</b>                              |                                 |                               |
| Payments of property tax to other governments  | \$ 13,646,554                   | \$ -                          |
| Payments to state                              | -                               | -                             |
| Payments to other individuals/entities         | 250,368                         | -                             |
|  | <u>                    </u>     | <u>                    </u>   |
| <b>Total Deductions</b>                        | <b><u>\$ 13,896,922</u></b>     | <b><u>\$ -</u></b>            |
| <b>Change in net position</b>                  | <b><u>\$ (110,563)</u></b>      | <b><u>\$ 8,151</u></b>        |
| <b>Net Position – January 1</b>                | <b><u>309,750</u></b>           | <b><u>-</u></b>               |
| <b>Net Position – December 31</b>              | <b><u><u>\$ 199,187</u></u></b> | <b><u><u>\$ 8,151</u></u></b> |

| <b>Custodial Funds</b>     |                             |                     |                              |
|----------------------------|-----------------------------|---------------------|------------------------------|
| <b>Local Collaborative</b> | <b>State Taxes and Fees</b> | <b>Civil Action</b> | <b>Total Custodial Funds</b> |
| \$ -                       | \$ 1,328,468                | \$ -                | \$ 14,930,835                |
| -                          | 370                         | -                   | 8,521                        |
| -                          | -                           | -                   | 183,992                      |
| -                          | 458,667                     | -                   | 458,667                      |
| -                          | 2,160                       | -                   | 2,160                        |
| -                          | -                           | 3,494               | 3,494                        |
| <b>\$ -</b>                | <b>\$ 1,789,665</b>         | <b>\$ 3,494</b>     | <b>\$ 15,587,669</b>         |
| \$ -                       | \$ -                        | \$ -                | \$ 13,646,554                |
| -                          | 1,789,640                   | -                   | 1,789,640                    |
| -                          | 25                          | 3,457               | 253,850                      |
| <b>\$ -</b>                | <b>\$ 1,789,665</b>         | <b>\$ 3,457</b>     | <b>\$ 15,690,044</b>         |
| \$ -                       | \$ -                        | \$ 37               | \$ (102,375)                 |
| -                          | 50                          | 1,559               | 311,359                      |
| <b>\$ -</b>                | <b>\$ 50</b>                | <b>\$ 1,596</b>     | <b>\$ 208,984</b>            |



## **Other Schedules**

**Pope County  
Glenwood, Minnesota**

**Balance Sheet – By Ditch  
Ditch Special Revenue Fund  
December 31, 2023**

|                         | Assets                      |   |                            |                   | Accounts Payable |
|-------------------------|-----------------------------|---|----------------------------|-------------------|------------------|
|                         | Cash and Pooled Investments | Special Assessments Receivable Delinquent | Due from Other Governments | Total             |                  |
| <b>County Ditches</b>   |                             |   |                            |                   |                  |
| 2                       | \$ 5,197                    | \$ -                                      | \$ -                       | \$ 5,197          | \$ -             |
| 3                       | 705                         | -   | -                          | 705               | -                |
| 4                       | 6,873                       | -   | -                          | 6,873             | -                |
| 7                       | 3,348                       | -   | -                          | 3,348             | -                |
| 8                       | 235                         | 3   | -                          | 238               | -                |
| 9                       | 11,175                      | -   | -                          | 11,175            | -                |
| 10                      | 8,705                       | 104                                       | -                          | 8,809             | -                |
| 12                      | 11,952                      | -   | -                          | 11,952            | -                |
| 15                      | 7,651                       | -   | -                          | 7,651             | -                |
| 17                      | 10,297                      | 4   | -                          | 10,301            | -                |
| 19                      | 618                         | -   | -                          | 618               | -                |
| 24                      | 764                         | -   | -                          | 764               | -                |
| 27                      | 421                         | 1   | -                          | 422               | -                |
| 28                      | 9,314                       | -   | -                          | 9,314             | -                |
| General                 | 690                         | -   | -                          | 690               | 200              |
| <b>Judicial Ditches</b> |                             |   |                            |                   |                  |
| 3 Pope and Douglas      | 13,447                      | 11  | 7,765                      | 21,223            | -                |
| 4 Pope and Douglas      | 19,697                      | -   | -                          | 19,697            | -                |
| 4 Pope and Swift        | 2,705                       | 156                                       | 742                        | 3,603             | -                |
| 9 Pope and Swift        | 655                         | 74  | 278                        | 1,007             | -                |
| <b>Total</b>            | <b>\$ 114,449</b>           | <b>\$ 353</b>                             | <b>\$ 8,785</b>            | <b>\$ 123,587</b> | <b>\$ 200</b>    |

| Liabilities                 |                              |                  | Deferred<br>Inflows of<br>Resources | Fund<br>Balances<br>(Unassigned)/<br>Restricted | Total<br>Liabilities,<br>Deferred Inflows<br>of Resources, and<br>Fund Balances |
|-----------------------------|------------------------------|------------------|-------------------------------------|---|---|
| Due to Other<br>Governments | Advances from<br>Other Funds | Total            | Unavailable<br>Revenue              |   |   |
| \$ -                        | \$ -                         | \$ -             | \$ -                                | \$ 5,197  | \$ 5,197  |
| -                           | -                            | -                | -                                   | 705   | 705   |
| -                           | -                            | -                | -                                   | 6,873   | 6,873   |
| -                           | -                            | -                | -                                   | 3,348   | 3,348   |
| -                           | 6,500                        | 6,500            | 3                                   | (6,265)   | 238   |
| -                           | -                            | -                | -                                   | 11,175  | 11,175  |
| -                           | -                            | -                | 104                                 | 8,705   | 8,809   |
| -                           | -                            | -                | -                                   | 11,952  | 11,952  |
| -                           | -                            | -                | -                                   | 7,651   | 7,651   |
| -                           | -                            | -                | 4                                   | 10,297  | 10,301  |
| -                           | -                            | -                | -                                   | 618   | 618   |
| -                           | -                            | -                | -                                   | 764   | 764   |
| -                           | -                            | -                | 1                                   | 421   | 422   |
| -                           | -                            | -                | -                                   | 9,314   | 9,314   |
| -                           | 2,000                        | 2,200            | -                                   | (1,510)   | 690   |
| 7,218                       | -                            | 7,218            | 11                                  | 13,994  | 21,223  |
| 1,211                       | -                            | 1,211            | -                                   | 18,486  | 19,697  |
| -                           | 8,900                        | 8,900            | 156                                 | (5,453)   | 3,603   |
| -                           | 1,520                        | 1,520            | 74                                  | (587)   | 1,007   |
| <u>\$ 8,429</u>             | <u>\$ 18,920</u>             | <u>\$ 27,549</u> | <u>\$ 353</u>                       | <u>\$ 95,685</u>                                | <u>\$ 123,587</u>   |

**Pope County  
Glenwood, Minnesota**

**Exhibit C-2**

**Schedule of Intergovernmental Revenue  
For the Year Ended December 31, 2023**

**Appropriations and Shared Revenue**

**State**

|                               |              |
|-------------------------------|--------------|
| Highway users tax             | \$ 5,817,364 |
| Market value credit           | 205,974      |
| PERA state aid                | 119,380      |
| Disparity reduction aid       | 22,508       |
| County program aid            | 627,064      |
| Public safety aid             | 288,928      |
| Police aid                    | 108,894      |
| Riparian protection aid       | 110,948      |
| Local homeless prevention aid | 5,000        |
| Affordable housing aid        | 90,147       |
| E-911                         | 167,808      |
| Next generation E-911 aid     | 41,936       |
| Aquatic invasive species aid  | 85,464       |

|  |                     |
|--|---------------------|
| <b>Total appropriations and shared revenue</b> | <b>\$ 7,691,415</b> |
|--|---------------------|

**Payments**

**Local**

|                           |            |
|---------------------------|------------|
| Local contributions       | \$ 185,294 |
| Payments in lieu of taxes | 193,109    |

|                       |                   |
|-----------------------|-------------------|
| <b>Total payments</b> | <b>\$ 378,403</b> |
|-----------------------|-------------------|

**Grants**

**State**

|  |           |
|--|-----------|
| Minnesota Department/Board of              |           |
| Public Safety                              | \$ 13,999 |
| Natural Resources                          | 5,908     |
| Secretary of State                         | 4,975     |
| Human Services                             | 3,889     |
| Trial Courts                               | 485       |
| Veterans Affairs                           | 9,963     |
| Water and Soil Resources                   | 70,026    |
| Peace Officer Standards and Training Board | 12,122    |
| Pollution Control Agency                   | 15,961    |

|                    |                   |
|--------------------|-------------------|
| <b>Total state</b> | <b>\$ 137,328</b> |
|--------------------|-------------------|

**Federal**

|                           |           |
|---------------------------|-----------|
| U.S. Department of        |           |
| Agriculture               | \$ 28,650 |
| Transportation            | 1,681,548 |
| Treasury                  | 71,915    |
| Health and Human Services | 88,613    |
| Homeland Security         | 59,267    |

|                      |                     |
|----------------------|---------------------|
| <b>Total federal</b> | <b>\$ 1,929,993</b> |
|----------------------|---------------------|

|                     |                     |
|---------------------|---------------------|
| <b>Total grants</b> | <b>\$ 2,067,321</b> |
|---------------------|---------------------|

|  |                      |
|--|----------------------|
| <b>Total Intergovernmental Revenue</b> | <b>\$ 10,137,139</b> |
|--|----------------------|

**Pope County  
Glenwood, Minnesota**

**Exhibit C-3**

**Schedule of Expenditures of Federal Awards  
For the Year Ended December 31, 2023**

| <b>Federal Grantor<br/>Pass-Through Agency<br/>Program or Cluster Title</b>                    | <b>Assistance<br/>Listing<br/>Number</b> | <b>Pass-Through<br/>Grant Numbers</b> | <b>Expenditures</b>        |
|--|--|---------------------------------------|----------------------------|
| <b>U.S. Department of Agriculture</b>  |  |                                       |                            |
| Passed Through Western Prairie Human Services<br>SNAP Cluster                                  |  |                                       |                            |
| State Administrative Matching Grants for the Supplemental<br>Nutrition Assistance Program      | 10.561                                   | 232MN101S2514                         | <u>\$ 28,650</u>           |
| <b>U.S. Department of Transportation</b>   |  |                                       |                            |
| Passed Through Minnesota Department of Transportation<br>Highway Planning and Construction     | 20.205                                   | HISP 8823(152)                        | <u>\$ 1,681,548</u>        |
| <b>U.S. Department of Treasury</b>   |  |                                       |                            |
| Direct   |  |                                       |                            |
| COVID-19 - Coronavirus State and Local Fiscal Recovery Funds                                   | 21.027                                   |                                       | \$ 21,915                  |
| COVID-19 - Local Assistance and Tribal Consistency Fund  | 21.032                                   |                                       | <u>50,000</u>              |
| <b>Total U.S. Department of Treasury</b>   |  |                                       | <u>\$ 71,915</u>           |
| <b>U.S. Department of Health and Human Services</b>  |  |                                       |                            |
| Passed Through Western Prairie Human Services  |  |                                       |                            |
| Temporary Assistance for Needy Families  | 93.558                                   | 2301MNTANF                            | \$ 25,796                  |
| Child Support Enforcement  | 93.563                                   | 2301MNCSES                            | 16,647                     |
| Refugee and Entrant Assistance – State Administered Programs                                   | 93.566                                   | 2301MNRCA                             | 100                        |
| Foster Care – Title IV-E   | 93.658                                   | 2301MNFOST                            | 4,630                      |
| Children's Health Insurance Program  | 93.767                                   | 2305MN5021                            | 120                        |
| Medicaid Cluster   |  |                                       |                            |
| Medical Assistance Program   | 93.778                                   | 2305MN5ADM                            | <u>41,320</u>              |
| <b>Total U.S. Department of Health and Human Services</b>                                      |  |                                       | <u>\$ 88,613</u>           |
| <b>U.S. Department of Homeland Security</b>  |  |                                       |                            |
| Passed Through Minnesota Department of Public Safety   |  |                                       |                            |
| Disaster Grants - Public Assistance (Presidentially Declared Disasters)                        | 97.036                                   | DR4658/692768                         | \$ 14,855                  |
| Disaster Grants - Public Assistance (Presidentially Declared Disasters)                        | 97.036                                   | DR4658/693033                         | 23,816                     |
| Disaster Grants - Public Assistance (Presidentially Declared Disasters)                        | 97.036                                   | DR4658/696360                         | 3,327                      |
| (Total Disaster Grants - Public Assistance (Presidentially Declared Disasters 97.036 \$41,998) |  |                                       |                            |
| Emergency Management Performance Grants  | 97.042                                   | F-EMPG-2021-POPECO-3984               | <u>17,269</u>              |
| <b>Total U.S. Department of Homeland Security</b>  |  |                                       | <u>\$ 59,267</u>           |
| <b>Total Federal Awards</b>  |  |                                       | <u><u>\$ 1,929,993</u></u> |

Pope County did not pass any federal awards through to subrecipients during the year ended December 31, 2023.

**Totals by Cluster**

|   |           |
|---|-----------|
| Total expenditures for SNAP Cluster     | \$ 28,650 |
| Total expenditures for Medicaid Cluster | 41,320    |

# **Pope County Glenwood, Minnesota**

## **Notes to the Schedule of Expenditures of Federal Awards As of and for the Year Ended December 31, 2023**

---

### **Note 1 – Summary of Significant Accounting Policies**

#### **Reporting Entity**

The Schedule of Expenditures of Federal Awards presents the activities of federal award programs expended by Pope County. The County's reporting entity is defined in Note 1 to the financial statements.

#### **Basis of Presentation**

The accompanying Schedule of Expenditures of Federal Awards includes the federal grant activity of Pope County under programs of the federal government for the year ended December 31, 2023. The information in this schedule is presented in accordance with the requirements of Title 2 U.S. *Code of Federal Regulations* Part 200, *Uniform Administrative Requirements, Cost Principles, and Audit Requirements for Federal Awards* (Uniform Guidance). Because the Schedule of Expenditures of Federal Awards presents only a selected portion of the operations of Pope County, it is not intended to and does not present the financial position, changes in net position, or cash flows of Pope County.

Expenditures reported on the schedule are reported on the modified accrual basis of accounting. Such expenditures are recognized following the Uniform Guidance, wherein certain types of expenditures are not allowable or are limited as to reimbursement.

### **Note 2 – De Minimis Cost Rate**

Pope County has elected to not use the ten percent de minimis indirect cost rate allowed under the Uniform Guidance.

## **Management and Compliance Section**



**Report on Internal Control Over Financial Reporting and on Compliance and  
Other Matters Based on an Audit of Financial Statements Performed in  
Accordance with *Government Auditing Standards***

Independent Auditor's Report

Board of County Commissioners  
Pope County  
Glenwood, Minnesota

We have audited, in accordance with auditing standards generally accepted in the United States of America and the standards applicable to financial audits contained in *Government Auditing Standards*, issued by the Comptroller General of the United States, the financial statements of the governmental activities, the discretely presented component unit, each major fund, and the aggregate remaining fund information of Pope County, Minnesota, as of and for the year ended December 31, 2023, and the related notes to the financial statements, which collectively comprise the County's basic financial statements, and have issued our report thereon dated August 6, 2024.

**Report on Internal Control Over Financial Reporting**

In planning and performing our audit of the financial statements, we considered Pope County's internal control over financial reporting as a basis for designing audit procedures that are appropriate in the circumstances for the purpose of expressing our opinion on the financial statements, but not for the purpose of expressing our opinion on the effectiveness of the County's internal control over financial reporting. Accordingly, we do not express an opinion on the effectiveness of the County's internal control over financial reporting.

*A deficiency in internal control over financial reporting* exists when the design or operation of a control does not allow management or employees, in the normal course of performing their assigned functions, to prevent, or detect and correct, misstatements on a timely basis. A *material weakness* is a deficiency, or a combination of deficiencies, in internal control over financial reporting, such that there is a reasonable possibility that a material misstatement of the entity's financial statements will not be prevented, or detected and corrected, on a timely basis. A *significant deficiency* is a deficiency, or a combination of deficiencies, in internal control over financial reporting that is less severe than a material weakness, yet important enough to merit attention by those charged with governance.

Our consideration of internal control over financial reporting was for the limited purpose described in the first paragraph of this section and was not designed to identify all deficiencies in internal control over financial reporting that might be material weaknesses or significant deficiencies. Given these limitations, during our audit we did not identify any deficiencies in internal control over financial reporting that we consider to be material weaknesses. However, material weaknesses or significant deficiencies may exist that were not identified.

**Report on Compliance and Other Matters**

As part of obtaining reasonable assurance about whether Pope County's financial statements are free from material misstatement, we performed tests of its compliance with certain provisions of laws, regulations, contracts, and grant agreements, noncompliance with which could have a direct and material effect on the financial statements. However, providing an opinion on compliance with those provisions was not an objective of our audit and,



accordingly, we do not express such an opinion. The results of our tests disclosed no instances of noncompliance or other matters that are required to be reported under *Government Auditing Standards*.

### **Minnesota Legal Compliance**

In connection with our audit, nothing came to our attention that caused us to believe that Pope County failed to comply with the provisions of the contracting – bid laws, depositories of public funds and public investments, conflicts of interest, public indebtedness, claims and disbursements, and miscellaneous provisions sections of the *Minnesota Legal Compliance Audit Guide for Counties*, promulgated by the State Auditor pursuant to Minn. Stat. § 6.65, insofar as they relate to accounting matters. However, our audit was not directed primarily toward obtaining knowledge of such noncompliance. Accordingly, had we performed additional procedures, other matters may have come to our attention regarding the County’s noncompliance with the above referenced provisions, insofar as they relate to accounting matters.

### **Purpose of This Report**

The purpose of this report is solely to describe the scope of our testing of internal control over financial reporting and compliance, and the provisions of the *Minnesota Legal Compliance Audit Guide for Counties* and the results of that testing, and not to provide an opinion on the effectiveness of the County’s internal control over financial reporting or on compliance. This report is an integral part of an audit performed in accordance with *Government Auditing Standards* in considering the County’s internal control over financial reporting and compliance. Accordingly, this communication is not suitable for any other purpose.

*/s/Julie Blaha*

Julie Blaha  
State Auditor

August 6, 2024

*/s/Chad Struss*

Chad Struss, CPA  
Deputy State Auditor



**Report on Compliance for Each Major Federal Program and Report on Internal  
Control Over Compliance Required by the Uniform Guidance**

Independent Auditor's Report

Board of County Commissioners  
Pope County  
Glenwood, Minnesota

**Report on Compliance for the Major Federal Program**

***Opinion on the Major Federal Program***

We have audited Pope County's compliance with the types of compliance requirements identified as subject to audit in the U.S. Office of Management and Budget (OMB) *Compliance Supplement* that could have a direct and material effect on Pope County's major federal program for the year ended December 31, 2023. Pope County's major federal program is identified in the Summary of Auditor's Results section of the accompanying Schedule of Findings and Questioned Costs.

In our opinion, Pope County complied, in all material respects, with the compliance requirements referred to above that could have a direct and material effect on its major federal program for the year ended December 31, 2023.

***Basis for Opinion on the Major Federal Program***

We conducted our audit of compliance in accordance with auditing standards generally accepted in the United States of America; the standards applicable to financial audits contained in *Government Auditing Standards*, issued by the Comptroller General of the United States; and the audit requirements of Title 2 U.S. *Code of Federal Regulations* Part 200, *Uniform Administrative Requirements, Cost Principles, and Audit Requirements for Federal Awards* (Uniform Guidance). Our responsibilities under those standards and the Uniform Guidance are further described in the Auditor's Responsibilities for the Audit of Compliance section of our report.

We are required to be independent of Pope County and to meet our other ethical responsibilities, in accordance with relevant ethical requirements relating to our audit. We believe that the audit evidence we have obtained is sufficient and appropriate to provide a basis for our opinion on compliance for the major federal program. Our audit does not provide a legal determination of Pope County's compliance with the compliance requirements referred to above.

***Responsibilities of Management for Compliance***

Management is responsible for compliance with the requirements referred to above and for the design, implementation, and maintenance of effective internal control over compliance with the requirements of laws, statutes, regulations, rules and provisions of contracts or grant agreements applicable to Pope County's federal programs.

### ***Auditor's Responsibilities for the Audit of Compliance***

Our objectives are to obtain reasonable assurance about whether material noncompliance with the compliance requirements referred to above occurred, whether due to fraud or error, and express an opinion on Pope County's compliance based on our audit. Reasonable assurance is a high level of assurance but is not absolute assurance and, therefore, is not a guarantee that an audit conducted in accordance with auditing standards generally accepted in the United States of America, *Government Auditing Standards*, and the Uniform Guidance will always detect material noncompliance when it exists. The risk of not detecting material noncompliance resulting from fraud is higher than for that resulting from error, as fraud may involve collusion, forgery, intentional omissions, misrepresentations, or the override of internal control. Noncompliance with the compliance requirements referred to above is considered material, if there is a substantial likelihood that, individually or in the aggregate, it would influence the judgment made by a reasonable user of the report on compliance about Pope County's compliance with the requirements of the major federal program as a whole.

In performing an audit in accordance with auditing standards generally accepted in the United States of America, *Government Auditing Standards*, and the Uniform Guidance, we:

- exercise professional judgment and maintain professional skepticism throughout the audit;
- identify and assess the risks of material noncompliance, whether due to fraud or error, and design and perform audit procedures responsive to those risks. Such procedures include examining, on a test basis, evidence regarding Pope County's compliance with the compliance requirements referred to above and performing such other procedures as we considered necessary in the circumstances; and
- obtain an understanding of Pope County's internal control over compliance relevant to the audit in order to design audit procedures that are appropriate in the circumstances, and to test and report on internal control over compliance in accordance with the Uniform Guidance, but not for the purpose of expressing an opinion on the effectiveness of Pope County's internal control over compliance. Accordingly, no such opinion is expressed.

We are required to communicate with those charged with governance regarding, among other matters, the planned scope and timing of the audit and any significant deficiencies and material weaknesses in internal control over compliance that we identified during the audit.

### **Report on Internal Control Over Compliance**

*A deficiency in internal control over compliance* exists when the design or operation of a control over compliance does not allow management or employees, in the normal course of performing their assigned functions, to prevent, or detect and correct, noncompliance with a type of compliance requirement of a federal program on a timely basis. *A material weakness in internal control over compliance* is a deficiency, or a combination of deficiencies, in internal control over compliance, such that there is a reasonable possibility that material noncompliance with a type of compliance requirement of a federal program will not be prevented, or detected and corrected, on a timely basis. A *significant deficiency in internal control over compliance* is a deficiency, or a combination of deficiencies, in internal control over compliance with a type of compliance requirement of a federal program that is less severe than a material weakness in internal control over compliance, yet important enough to merit attention by those charged with governance.

Our consideration of internal control over compliance was for the limited purpose described in the Auditor's Responsibilities for the Audit of Compliance section above and was not designed to identify all deficiencies in internal control over compliance that might be material weaknesses or significant deficiencies in internal control over compliance. Given these limitations, during our audit we did not identify any deficiencies in internal control over compliance that we consider to be material weaknesses, as defined above. However, material weaknesses or significant deficiencies in internal control over compliance may exist that were not identified.

Our audit was not designed for the purpose of expressing an opinion on the effectiveness of internal control over compliance. Accordingly, no such opinion is expressed.

The purpose of this report on internal control over compliance is solely to describe the scope of our testing of internal control over compliance and the results of that testing based on the requirements of the Uniform Guidance. Accordingly, this report is not suitable for any other purpose.

*/s/Julie Blaha*

Julie Blaha  
State Auditor

*/s/Chad Struss*

Chad Struss, CPA  
Deputy State Auditor

August 6, 2024

# Pope County Glenwood, Minnesota

## Schedule of Findings and Questioned Costs For the Year Ended December 31, 2023

### Section I – Summary of Auditor’s Results

#### Financial Statements

Type of report the auditor issued on whether the financial statements audited were prepared in accordance with generally accepted accounting principles: **Unmodified**

Internal control over financial reporting:

- Material weaknesses identified? **No**
- Significant deficiencies identified? **None reported**

Noncompliance material to the financial statements noted? **No**

#### Federal Awards

Internal control over the major federal program:

- Material weaknesses identified? **No**
- Significant deficiencies identified? **None reported**

Type of auditor’s report issued on compliance for the major federal program: **Unmodified**

Any audit findings disclosed that are required to be reported in accordance with 2 CFR 200.516(a)? **No**

Identification of the major federal program:

| Assistance Listing<br>Number | Name of Federal Program or Cluster |
|------------------------------|------------------------------------|
| 20.205                       | Highway Planning and Construction  |

Dollar threshold used to distinguish between Type A and Type B programs: \$750,000.

Pope County qualified as a low-risk auditee? **No**

### Section II – Financial Statement Findings

No matters were reported.

### Section III – Federal Award Findings and Questioned Costs

No matters were reported.



**COUNTY AUDITOR/TREASURER**

130 East Minnesota Avenue • Glenwood, MN 56334

320-634-7706 • [popecountymn.gov](http://popecountymn.gov)

**Representation of Pope County  
Glenwood, Minnesota**

Summary Schedule of Prior Audit Findings  
For the Year Ended December 31, 2023

**Finding Number: 2022-001**

**Year of Finding Origination: 2022**

**Finding Title: Suspension and Debarment**

**Program: 21.027 COVID-19 – Coronavirus State and Local Fiscal Recovery Funds**

**Summary of Condition:** For two covered transactions tested, the verification for suspension or debarred vendors was not performed before entering into the covered transactions.

**Summary of Corrective Action Previously Reported:** Per VIII(E) and VIII(F)(9) of the Purchasing Policy, contracts involving federal funds will specifically, affirmatively certify from contractors in the contract that the contractor is not suspended or debarred from contracting with any federal agency, instead of certifying general compliance with Federal law. Further, searches of any contractor on the federal SAM excluded parties list shall be conducted and evidence retained in the contract file to assure compliance.

**Status:** Fully Corrected.

Corrective action taken was significantly different than the action previously reported.

The County did not enter into any new covered transactions for the Coronavirus State and Local Fiscal Recovery Funds during the year.