

RESOLUTION NO. 19-2014

Councilmember Peterson introduced the following resolution and moved for its adoption:

WHEREAS, Benefits to the City of Sartell for participation in the Minnesota Council on Local Results and Innovation's comprehensive performance measurement program are outlined in MS 6.91 and include eligibility for a reimbursement as set by State statute; and

WHEREAS, Any city/county participating in the comprehensive performance measurement program is also exempt from levy limits for taxes, if levy limits are in effect; and

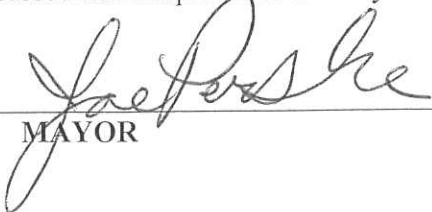
WHEREAS, The City Council of Sartell has adopted and implemented at least 10 of the performance measures, as developed by the Council on Local Results and Innovation, and a system to use this information to help plan, budget, manage and evaluate programs and processes for optimal future outcomes; and

NOW THEREFORE LET IT BE RESOLVED THAT, The City Council of Sartell will continue to report the results of the performance measures to its citizenry by the end of the year through publication, direct mailing, posting on the city's/county's website, or through a public hearing at which the budget and levy will be discussed and public input allowed.

BE IT FURTHER RESOLVED, The City Council of Sartell will submit to the Office of the State Auditor the actual results of the performance measures adopted by the city/county.

The foregoing resolution was duly seconded by Councilmember Hennes, upon a vote being taken thereon, the following members voted in favor thereof: Mayor Perske, Council: Braig-Lindstrom, Hennes, Nicoll, Peterson, the following members voted against: none; the following members abstained: none; the following members were absent: none.

WHEREUPON, said resolution was declared duly passed and adopted this 12th day of May, 2014.

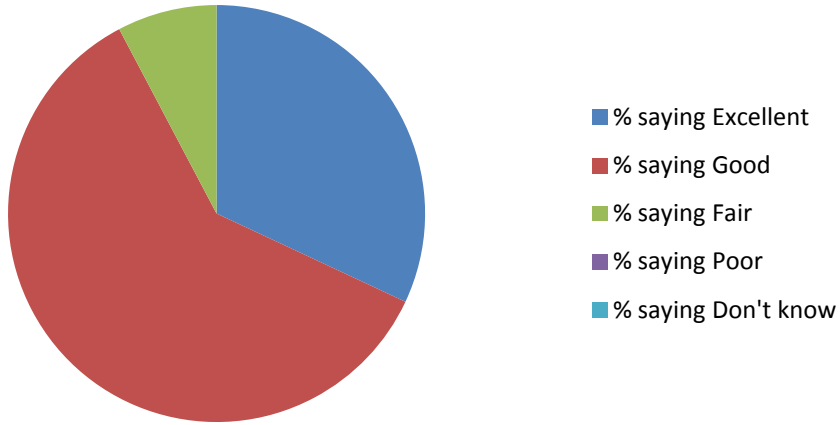

MAYOR


CITY ADMINISTRATOR

SEAL

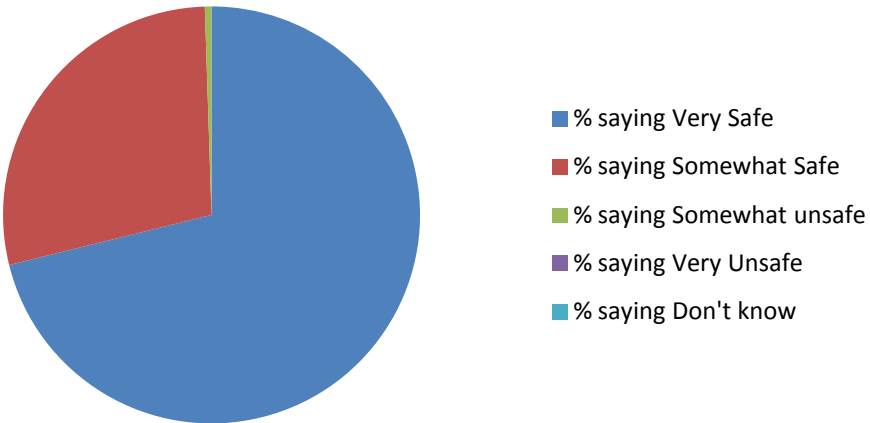
SUMMARY	
	How would you rate the overall appearance of the city?
# saying Excellent	62
# saying Good	117
# saying Fair	15
# saying Poor	0
# saying Don't know	0
Total Responses	194
% saying Excellent	32%
% saying Good	60%
% saying Fair	8%
% saying Poor	0%
% saying Don't know	0%

Overall appearance of city



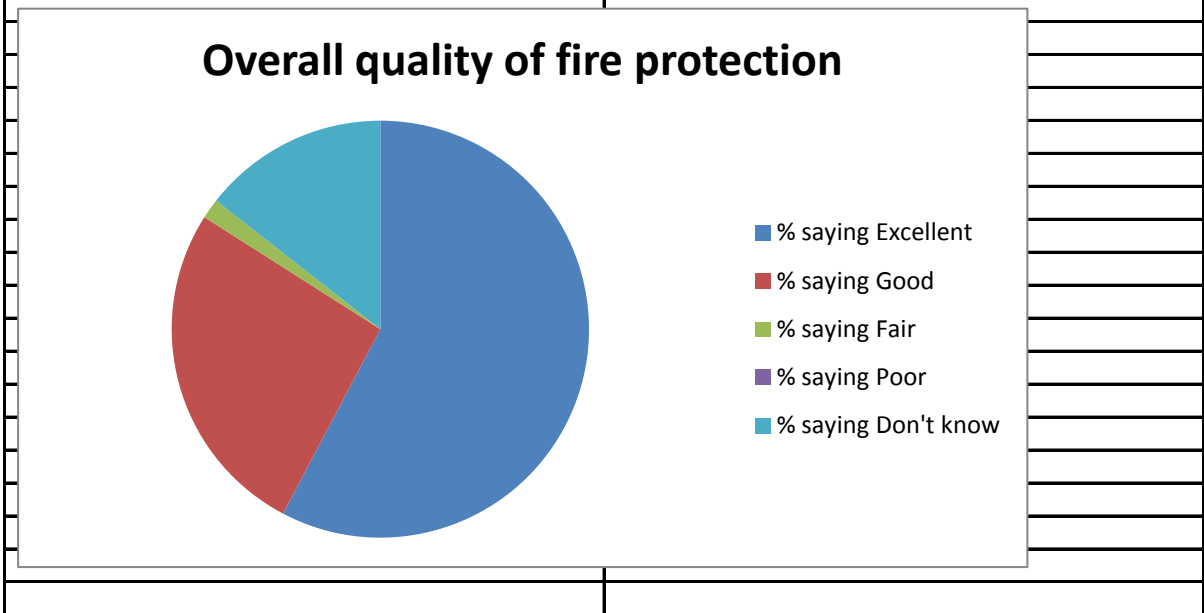
Comments:	How would you describe your overall feeling of safety in the city?
# saying Very Safe	138
# saying Somewhat Safe	55
# saying Somewhat unsafe	1
# saying Very Unsafe	0
# saying Don't know	0
Total Responses	194
% saying Very Safe	71%
% saying Somewhat Safe	28%
% saying Somewhat unsafe	1%
% saying Very Unsafe	0%
% saying Don't know	0%

Overall feeling of safety

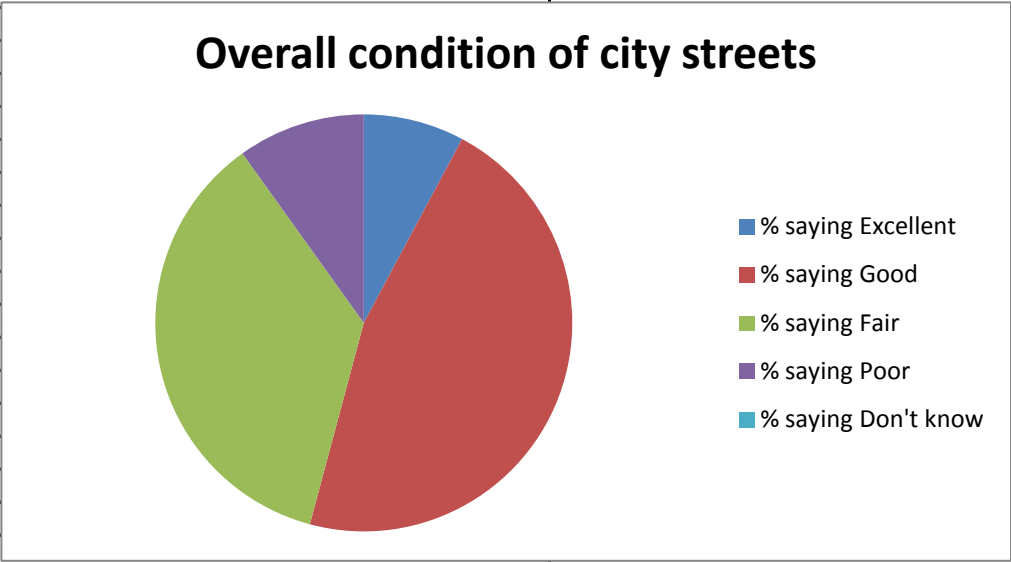


--	--

Comments:	How would you rate the overall quality of fire protection services in the city?
# saying Excellent	112
# saying Good	51
# saying Fair	3
# saying Poor	0
# saying Don't know	28
Total Responses	194
% saying Excellent	58%
% saying Good	26%
% saying Fair	2%
% saying Poor	0%
% saying Don't know	14%

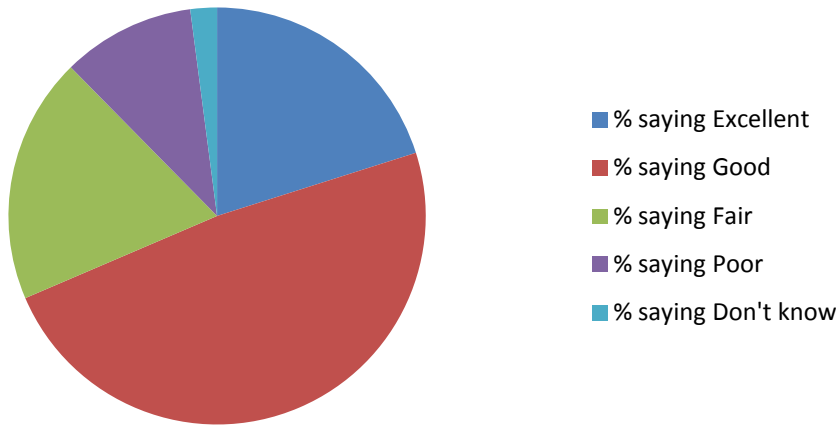


	How would you rate the overall condition of city streets?	
		15
		89
		69
		19
		0
		192
		8%
		46%
		36%
		10%
		0%



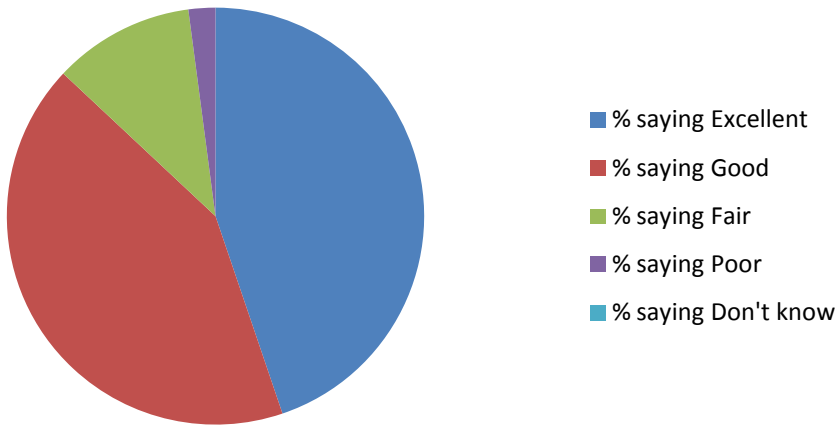
How would you rate the overall quality of snowplowing on city streets?	Comments:
39	
94	
37	
20	
4	
194	
20%	
48%	
19%	
10%	
2%	

Overall quality of snowplowing



How would you rate the dependability and overall quality of the city water supply?	Comments:
86	
81	
21	
4	
0	
192	
45%	
42%	
11%	
2%	
0%	

Dependability/quality of water supply



<p>How would you rate the overall quality of city recreational programs and facilities (e.g. parks, trails, park facilities, etc.)?</p>	<p>Comments:</p>												
<p>79</p>													
<p>89</p>													
<p>20</p>													
<p>5</p>													
<p>1</p>													
<p>194</p>													
<p>41%</p>													
<p>46%</p>													
<p>10%</p>													
<p>3%</p>													
<p>1%</p>													
<div style="border: 1px solid black; padding: 10px; display: flex; justify-content: space-between; align-items: center;"> <div style="text-align: center;"> <h3>Overall quality of city rec programs and facilities</h3> <table border="1" style="margin-left: auto; margin-right: auto;"> <thead> <tr> <th>Rating</th> <th>Percentage</th> </tr> </thead> <tbody> <tr> <td>Excellent</td> <td>41%</td> </tr> <tr> <td>Good</td> <td>46%</td> </tr> <tr> <td>Fair</td> <td>10%</td> </tr> <tr> <td>Poor</td> <td>3%</td> </tr> <tr> <td>Don't know</td> <td>1%</td> </tr> </tbody> </table> </div> <div style="font-size: small;"> <ul style="list-style-type: none"> ■ % saying Excellent ■ % saying Good ■ % saying Fair ■ % saying Poor ■ % saying Don't know </div> </div>		Rating	Percentage	Excellent	41%	Good	46%	Fair	10%	Poor	3%	Don't know	1%
Rating	Percentage												
Excellent	41%												
Good	46%												
Fair	10%												
Poor	3%												
Don't know	1%												

How would you rate the overall quality of services provided by the city?	Comments:
58	
117	
17	
0	
2	
194	
30%	
60%	
9%	
0%	
1%	

