

Member Selman moved and Member Blonigan seconded a motion that the following resolution be read and adopted this 16th day of June, 2020.

RESOLUTION NO. 7820

RESOLUTION DECLARING ADOPTION AND IMPLEMENTATION OF STATE PERFORMANCE MEASURES

WHEREAS, benefits to the City of Robbinsdale for participation in the Minnesota Council on Local Results and Innovation's comprehensive performance measurement program are outlined in MS 6.91 and include eligibility for a reimbursement as set by State statute; and

WHEREAS, any city/county participating in the comprehensive performance measurement program is also exempt from levy limits for taxes, if levy limits are in effect; and

WHEREAS, the City Council of Robbinsdale Board has adopted and implemented at least 10 of the performance measures, as developed by the Council on Local Results and Innovation, and a system to use this information to help plan, budget, manage and evaluate programs and processes for optimal future outcomes; and

WHEREAS, the questions included in 2020 are shown in Attachment 1;


NOW THEREFORE, BE IT RESOLVED BY THE CITY COUNCIL OF THE CITY OF ROBBINSDALE, MINNESOTA will continue to report the results of the performance measures to its citizenry by the end of the year through publication, direct mailing, posting on the city's/county's website, or through a public hearing at which the budget and levy will be discussed and public input allowed;

BE IT FURTHER RESOLVED, the City Clerk is directed to submit to the Office of the State Auditor the actual results of the performance measures adopted by the city.

The question was on adoption of the resolution and upon a vote being taken thereon, the following voted in favor thereof: **Blonigan, Rogan, Selman, Backen, Mayor Murphy**


and the following voted against the same: **None**

WHEREUPON SAID RESOLUTION WAS DECLARED DULY PASSED AND ADOPTED THIS 16th DAY of JUNE, 2020



Regan Murphy, Mayor

ATTEST:



John Tingley, City Clerk

(SEAL)

2020 Performance Survey Questions:

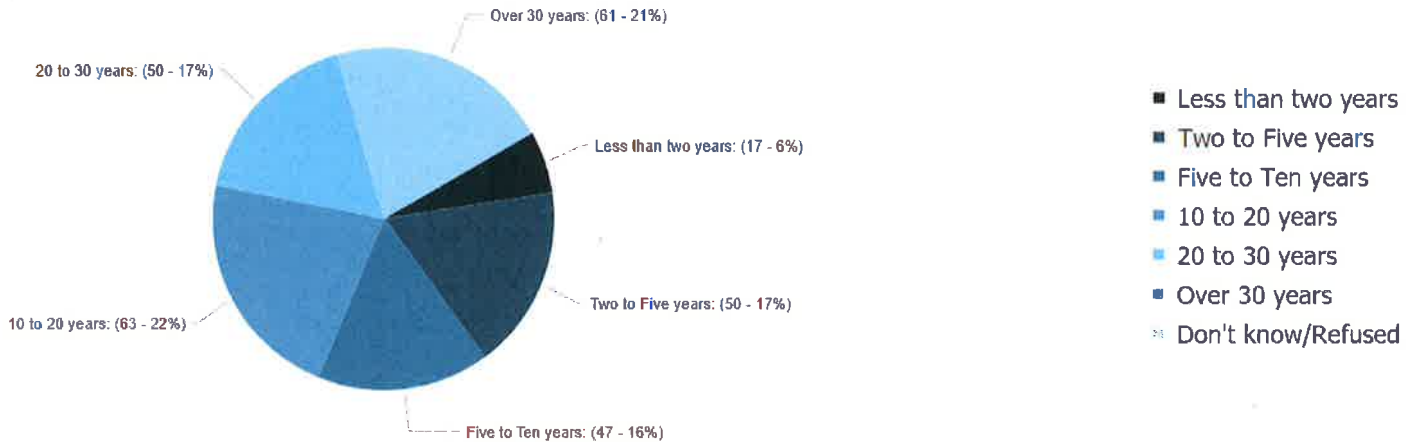
1. How long have you lived in Robbinsdale?
2. How would you rate the quality of life in Robbinsdale?
3. When you consider the property taxes you pay and the quality of city services you receive, how would you rate the general value of city services?
4. How would you describe your overall feeling of safety in the city?
5. What is your perception of the quality of fire education, inspection and response services provided by the Robbinsdale Fire Department?
6. How would you rate the overall condition of city streets?
7. How would you rate the overall quality of snowplowing on City streets?
8. How would you rate the dependability and overall quality of the City water supply?
9. How would you rate the dependability and overall quality of the City sanitary sewer service?
10. How would you rate the City enforcing the City Code on such nuisance issues as parking, exterior storage and inoperable vehicles?
11. How would you rate the quality of communication/distribution of information?

Exhibit 1

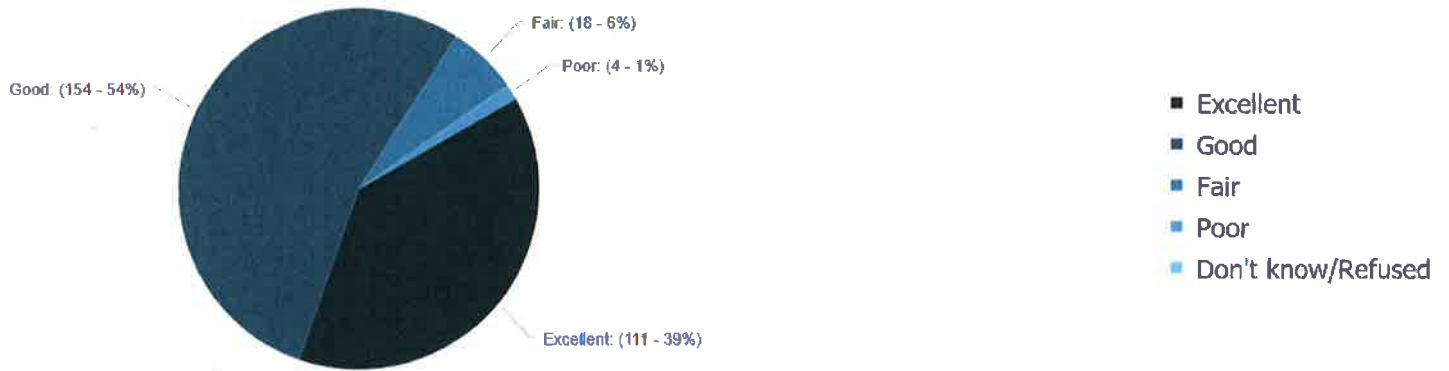
Measure	Comparison of Results - 2019 vs. 2020
How long have you lived in Robbinsdale?	2019: 11% <2 years, 21% 2-5 years, 15% 5-10 years, 21% 10-20 years, 13% 20-30 years, 20% >30 years (150 responses) 2020: 6% <2 years, 17% 2-5 years, 16% 5-10 years, 22% 10-20 years, 17% 20-30 years, 21% >30 years (288 responses)
How would you rate the quality of life in Robbinsdale?	2019: 29% Excellent, 59% Good, 9% Fair, 2% Poor, 0% Don't Know/Refused (150 responses) 2020: 39% Excellent, 54% Good, 6% Fair, 1% Poor, 0% Don't Know/Refused (287 Responses)
When you consider the property taxes you pay and the quality of city services you receive, how would you rate the general value of city services?	2019: 15% Excellent, 46% Good, 30% Fair, 8% Poor, 1% Don't Know/Refused (150 responses) 2020: 19% Excellent, 54% Good, 19% Fair, 6% Poor, 2% Don't Know/Refused (288 responses)
How would you describe your overall feeling of safety in the city?	2019: 43% Very Safe, 50% Somewhat Safe, 6% Somewhat Unsafe, 2% Poor, 0% Don't Know/Refused (149 responses) 2020: 38% Very Safe, 51% Somewhat Safe, 11% Somewhat Unsafe, 0% Very Unsafe, 0% Don't Know/Refused (288 responses)
What is your perception of the quality of fire education, inspection and response services provided by the Robbinsdale Fire Department?	2019: 35% Excellent, 37% Good, 6% Fair, 0% Poor, 22% Don't Know/Refused (150 responses) 2020: 45% Excellent, 35% Good, 5% Fair, 1% Poor, 15% Don't Know/Refused (287 responses)
How would you rate the overall condition of city streets?	2019: 6% Excellent, 56% Good, 29% Fair, 9% Poor, 0% Don't Know/Refused (149 responses) 2020: 11% Excellent, 58% Good, 25% Fair, 6% Poor, 0% Don't Know/Refused (287 responses)
How would you rate the overall quality of snowplowing on City streets?	2019: 26% Excellent, 48% Good, 19% Fair, 7% Poor, 0% Don't Know/Refused (150 responses) 2020: 42% Excellent, 36% Good, 16% Fair, 5% Poor, 2% Don't Know/Refused (288 responses)
How would you rate the dependability and overall quality of the City water supply?	2019: 21% Excellent, 38% Good, 24% Fair, 17% Poor, 1% Don't Know/Refused (150 responses) 2020: 29% Excellent, 43% Good, 17% Fair, 10% Poor, 1% Don't Know/Refused (287 responses)
How would you rate the dependability and overall quality of the City sanitary sewer service?	2019: 33% Excellent, 55% Good, 8% Fair, 0% Poor, 3% Don't Know/Refused (150 responses) 2020: 38% Excellent, 50% Good, 6% Fair, 0% Poor, 5% Don't Know/Refused (288 responses)

<p>How would you rate the City enforcing the City Code on such nuisance issues as parking, exterior storage and inoperable vehicles?</p>	<p>2019: 36% About Right, 3% Too Tough, 49% Not tough enough, 12% Don't Know/Refused (150 responses) 2020: 38% About right, 4% Too Tough, 44% Not Tough Enough, 13% Don't Know/Refused (287 responses)</p>
<p>How would you rate the quality of communication/distribution of information?</p>	<p>2019: 30% Excellent, 51% Good, 16% Fair, 3% Poor, 0% Don't Know/Refused (148 responses) 2020: 29% Excellent, 48% Good, 16% Fair, 6% Poor, 1% Don't Know/Refused (287 responses)</p>

How long have you lived in Robbinsdale?



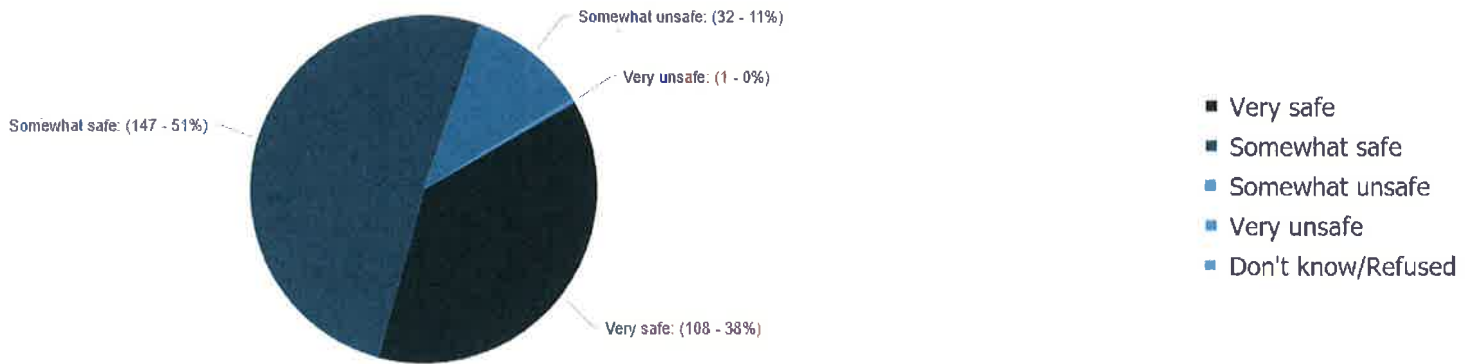
How would you rate the quality of life in Robbinsdale?



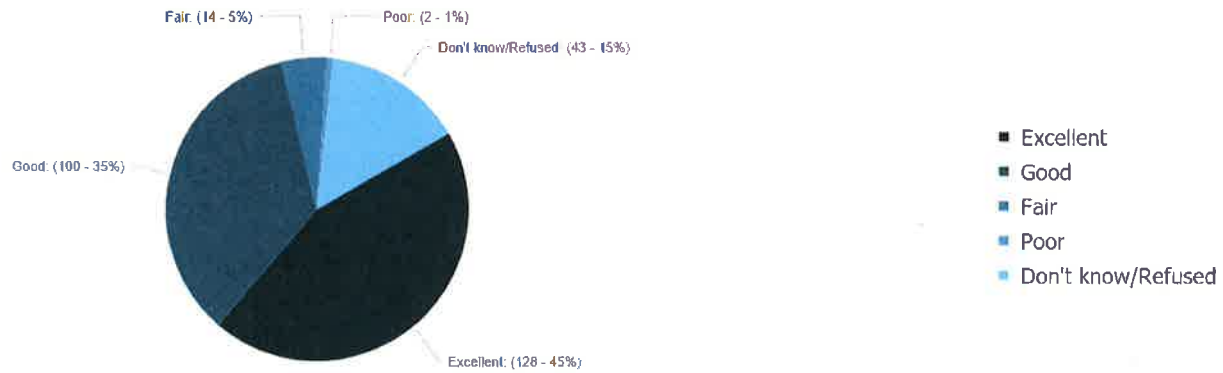
When you consider the property taxes you pay and the quality of city services you receive, how would you rate the general value of city services?




How would you describe your overall feeling of safety in the city?



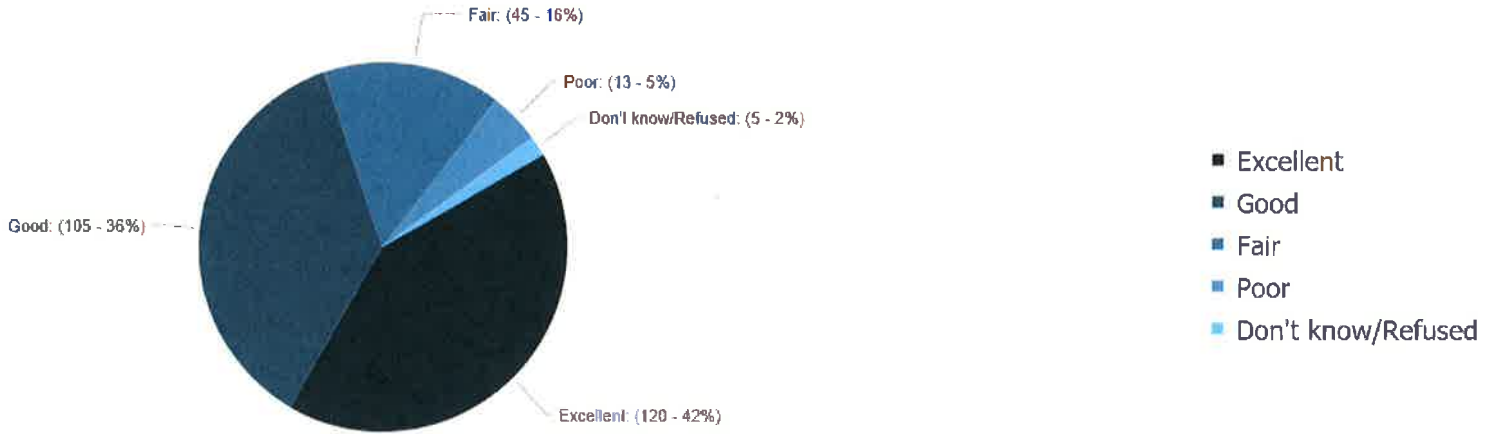
What is your perception of the quality of fire education, inspection and response services provided by the Robbinsdale Fire Department?



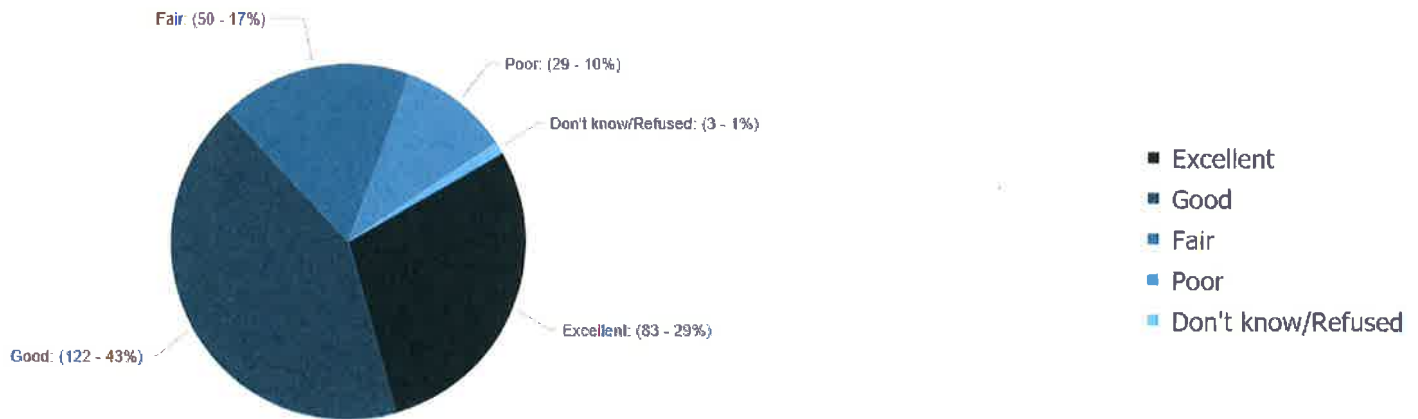
How would you rate the overall condition of city streets?



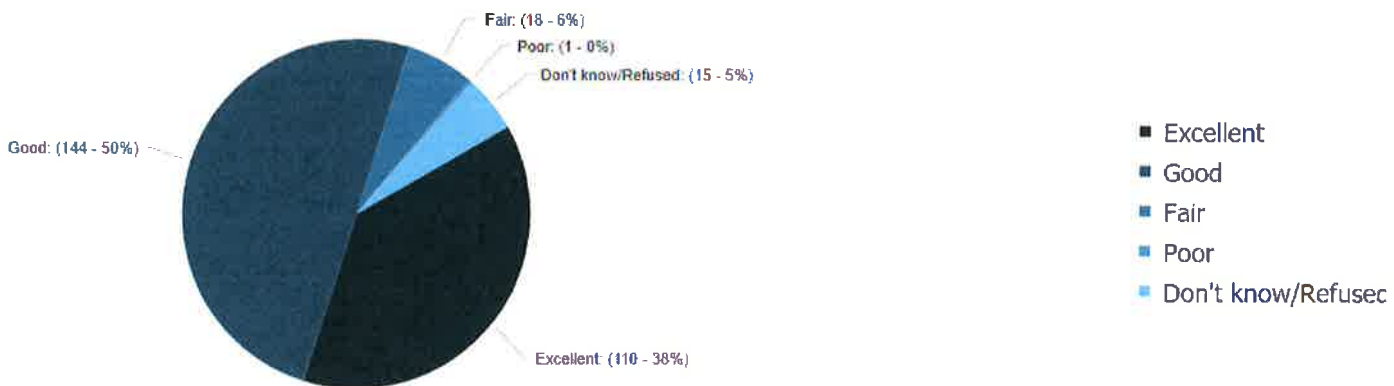
How would you rate the overall quality of snowplowing on City streets?



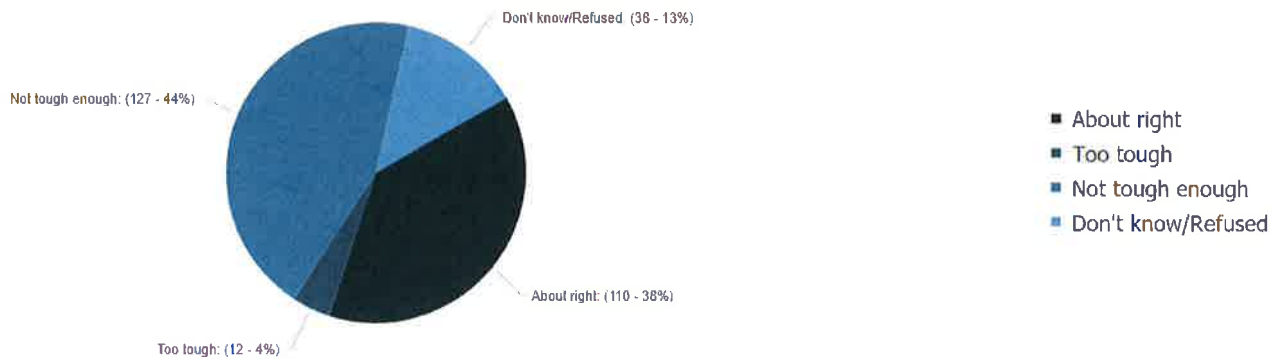
How would you rate the dependability and overall quality of the City water supply?



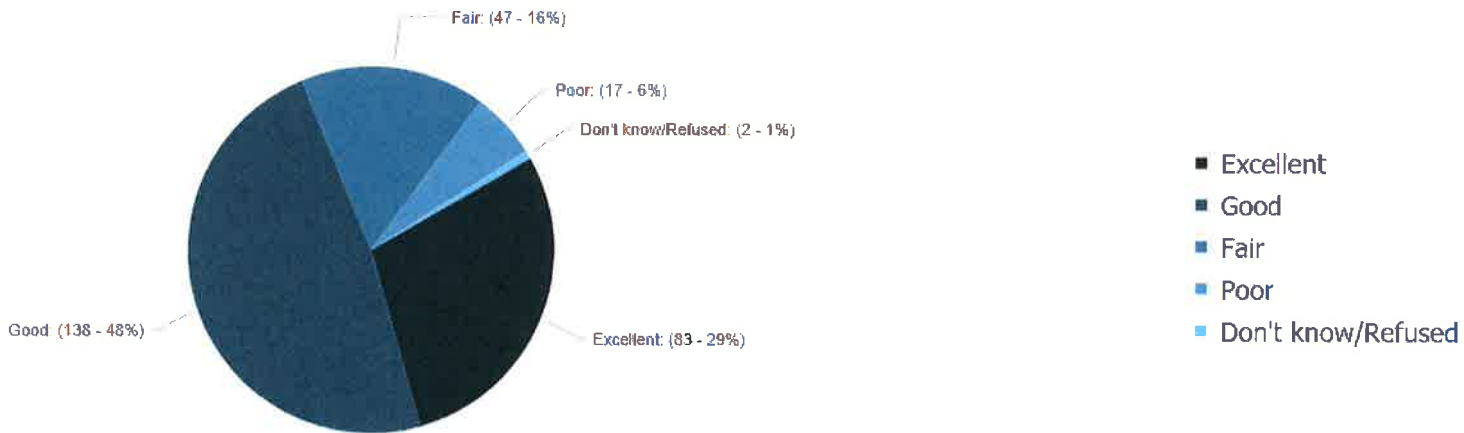
How would you rate the dependability and overall quality of the City sanitary sewer service?



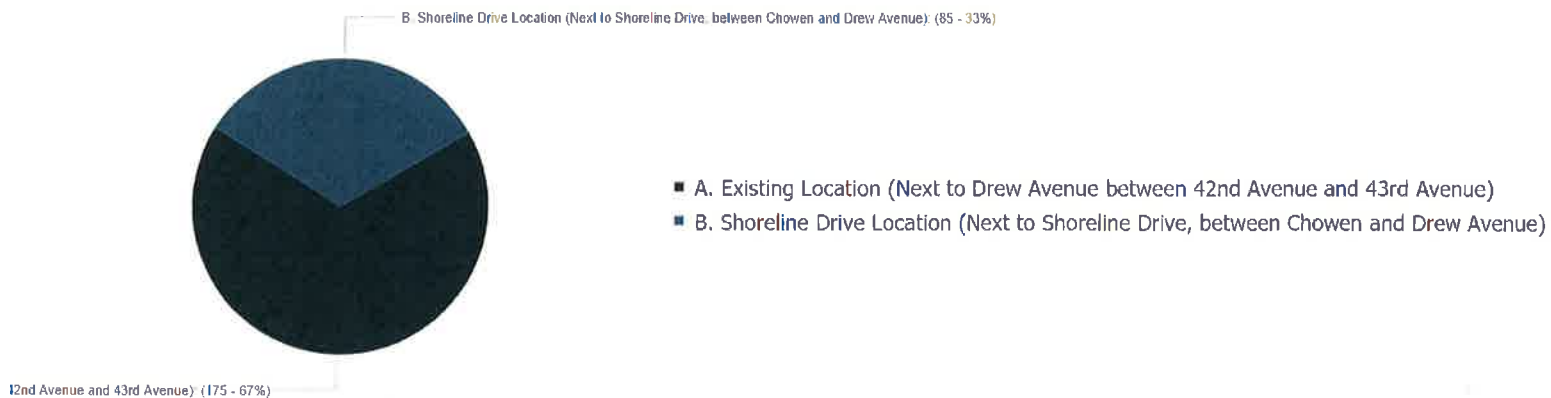
How would you rate the City in enforcing the City Code on such nuisance issues as parking, exterior storage and inoperable vehicles?



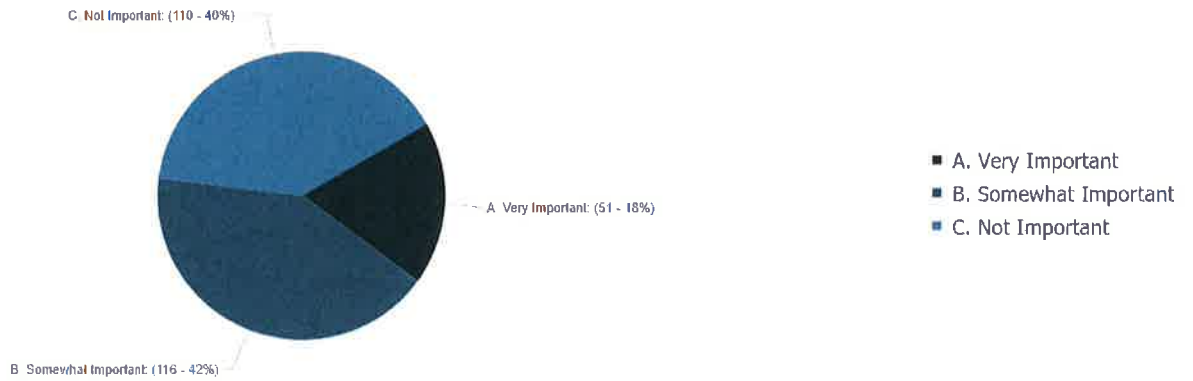
How would you rate the quality of communication/distribution of information?



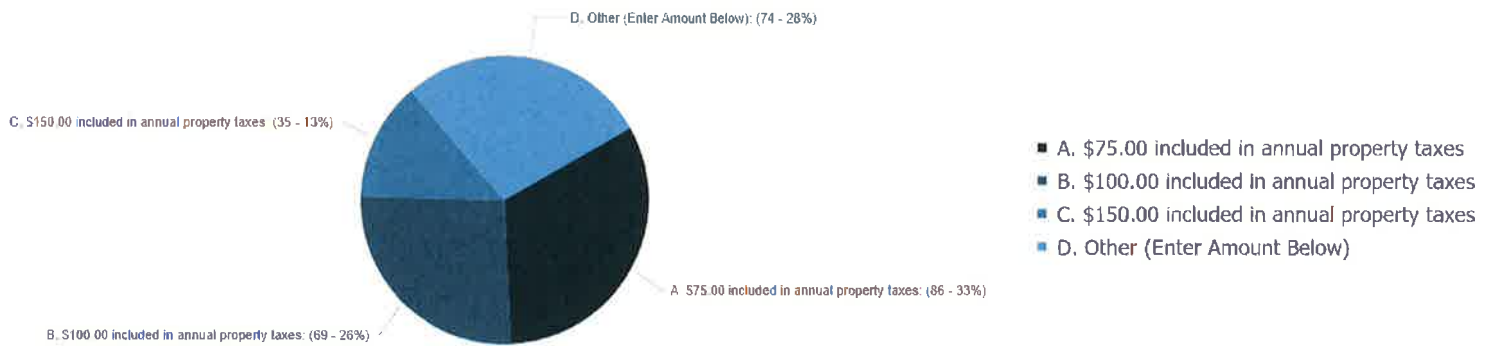
There are discussions about replacing the existing Community Building in Sanborn Park. Sanborn Park is located just north of Crystal Lake along Shoreline Drive. The existing building would then be demolished. Would you prefer the Community Building be located in the existing location of the Sanborn Park Building or a location closer to Crystal Lake?



There have been discussions about including a serving kitchen in the Community Building for community groups to use. How important is it for you or your community group to have a kitchen to facilitate group meetings? Note: A service kitchen does not have all commercial cooking equipment required for full food preparation and is only used for final preparations to get the food out to the guests.



Reflecting on your responses, as part of any expansion of meeting space or additional features (kitchen, etc.) there could be a corresponding increase in property taxes in order to cover capital costs and on-going operation costs. A payment would be included on property taxes starting the year of construction and would continue for the life of the building because there would be future costs for replacing major systems. How much would you be willing to be added to your property taxes each year strictly to fund this construction and ongoing maintenance costs?



Currently, Sanborn Park has multiple amenities including ice rinks, horseshoe pits, tennis/pickleball combined courts, ballfields, ½ court basketball, trails, picnic areas, picnic shelter and playground. Which of these existing amenities are important to you? Do you have a new idea for amenities within Sanborn Park?

Residents generally requested to keep existing amenities and presented numerous ideas for additional amenities with most popular being:

- Volleyball court
- Splash Pad/Pool
- Frisbee Golf
- Skate Park
- Bandshell
- Paving an Ice Rick to allow for rollerblading and hockey in Summer

Currently, Robbinsdale has a shortage of public meeting spaces for community organizations and groups to utilize. What other kinds of uses should the Community Building be able to accommodate?

The most popular answers to the question were:

- Weddings and birthday parties
- Community Education and Exercise classes
- Senior Center

Currently, Robbinsdale Recreation has limited space for recreational programs to be offered indoors. Are there any programs/activities that you would like to see offered by Robbinsdale Recreation Services in the Community Building? Most popular answers were:

- Community Education and Exercise Classes
- Indoor Basketball Court
- Kids programming

In addition to the survey below is additional measures for the City of Robbinsdale:

- * Standard & Poor's rating services - AA+ bond rating

- * Average city street pavement condition rating of 70.9 on the Pavement Condition Index

- * Fire Calls per 1,000 population = 24.97 calls per 1,000

- * Percent change in taxable property market value = 14.6%