


# **STATE OF MINNESOTA**

## **Office of the State Auditor**



**Rebecca Otto**  
**State Auditor**

---

# **2011 Local Government Lobbying Services**

## **Description of the Office of the State Auditor**

The mission of the Office of the State Auditor is to oversee local government finances for Minnesota taxpayers by helping to ensure financial integrity and accountability in local governmental financial activities.

Through financial, compliance, and special audits, the State Auditor oversees and ensures that local government funds are used for the purposes intended by law and that local governments hold themselves to the highest standards of financial accountability.

The State Auditor performs approximately 150 financial and compliance audits per year and has oversight responsibilities for over 3,300 local units of government throughout the state. The office currently maintains five divisions:

**Audit Practice** - conducts financial and legal compliance audits of local governments;

**Government Information** - collects and analyzes financial information for cities, towns, counties, and special districts;

**Legal/Special Investigations** - provides legal analysis and counsel to the Office and responds to outside inquiries about Minnesota local government law; as well as investigates allegations of misfeasance, malfeasance, and nonfeasance in local government;

**Pension** - monitors investment, financial, and actuarial reporting for approximately 730 public pension funds; and

**Tax Increment Financing** - promotes compliance and accountability in local governments' use of tax increment financing through financial and compliance audits.

The State Auditor serves on the State Executive Council, State Board of Investment, Land Exchange Board, Public Employees Retirement Association Board, Minnesota Housing Finance Agency, and the Rural Finance Authority Board.

Office of the State Auditor  
525 Park Street, Suite 500  
Saint Paul, Minnesota 55103  
(651) 296-2551  
state.auditor@osa.state.mn.us  
www.auditor.state.mn.us

This document can be made available in alternative formats upon request. Call 651-296-2551 [voice] or 1-800-627-3529 [relay service] for assistance; or visit the Office of the State Auditor's web site: [www.auditor.state.mn.us](http://www.auditor.state.mn.us).

# 2011 Local Government Lobbying Services

For the Year Ended December 31, 2011



June 25, 2012

**Government Information Division  
Office of the State Auditor  
State of Minnesota**

**Deputy State Auditor**

Greg Hierlinger

**Staff**

Matthew Lindemann, *Director of Budget, Finance, and Technology*

John Jernberg, *Research Analysis Specialist*

Christy John, *Research Analyst*

Mark Albarado, *Accounting Officer*

Tiffany Heinz, *Accounting Officer*

Erin Schutta, *Accounting Officer*

Jennifer Carlson (*Intern*)

Khanh Nguyen (*Intern*)

This page left blank intentionally

---

# TABLE OF CONTENTS

---

<b>Scope and Methodology.....</b>	<b>1</b>
<b>Executive Summary.....</b>	<b>3</b>
<b>Overview.....</b>	<b>5</b>
<b>Lobbying Services Expenditures by Local Governments.....</b>	<b>6</b>
<b>Staff and Contract Lobbyists.....</b>	<b>6</b>
<b>Reliance on Contract Lobbyists.....</b>	<b>7</b>
<b>Highest Expenditures on Staff and Contract Lobbyists.....</b>	<b>7</b>
<b>Trends in Expenditures for Staff and Contract Lobbyists.....</b>	<b>8</b>
<b>Lobbying Services Expenditures by Associations.....</b>	<b>9</b>
<b>Trends in Lobbying Services Expenditures Made by Associations.....</b>	<b>9</b>
<b>Association Lobbying by Type of Entity.....</b>	<b>10</b>
<b>Multiple Association Memberships.....</b>	<b>10</b>
<b>Associations With the Highest Expenditures on Lobbying Services.....</b>	<b>11</b>
<b>Compensation Paid to Firms or Staff for Lobbying Services.....</b>	<b>12</b>
<b>Data Tables - 2011 Local Government Lobbying Expenditures</b>	
<b>Table 4 - 2011 Local Government Lobbying Expenditures - Employee and Contract Lobbyists.....</b>	<b>15</b>
<b>Table 5 - 2011 Lobbying Expenditures Paid With Association Dues - Listed by Entity.....</b>	<b>23</b>
<b>Table 6 - 2011 Lobbying Expenditures by Associations of Local Governments.....</b>	<b>373</b>
<b>Appendices</b>	
<b>Appendix A - Office of the State Auditor - 2011 Local Government Lobbying Expenditures Reporting Form.....</b>	<b>377</b>
<b>Appendix B - Office of the State Auditor - 2011 Lobbying Cost Reporting Form for Associations of Local Governments.....</b>	<b>383</b>

This page left blank intentionally

---

## Scope and Methodology

---

This report shows the expenditures by local governments and their associations for lobbyists and lobbying. The report is prepared in accordance with Minn. Stat. § 6.76 (2011), which states:

*(a) On or before January 31 of each year, all political subdivisions shall report to the state auditor, on forms prescribed by the auditor, their estimated expenditures paid for the previous calendar year to a lobbyist as defined in section 10A.01, subdivision 21, except payments to associations of political subdivisions that are reported under paragraph (b), and to any staff person not registered as a lobbyist, over 25 percent of whose time is spent during the legislative session on legislative matters.*

*(b) Associations of political subdivisions subject to this section shall report annually, on or before January 31, to the state auditor and the association's members the proportionate amount of each member's dues spent for lobbying purposes.*

*(c) For purposes of this section, "political subdivision" has the meaning given in section 6.465, but also includes a metropolitan or regional agency or a public corporation audited by the legislative auditor.*

The Office of the State Auditor has collected and published data on the lobbying services costs of local governments since 1989. This report summarizes expenditures on local government lobbying services during the calendar year 2011<sup>1</sup> and is intended to inform the public and policymakers of the amount spent by their local government on lobbying services.

The reporting forms used to collect information on the expenditures by local governments and their associations for lobbyists and lobbying are presented as appendices in this report starting on page 377. The list of local government associations was developed by reviewing all associations that were registered with the Campaign Finance and Public Disclosure Board. While the Office of the State Auditor attempted to identify all associations of local governments and provide them forms to fulfill their reporting requirement, it is the responsibility of the associations to comply with the reporting requirement. The expenditures on lobbying services are the amounts self-reported by local governments and local government associations.

---

<sup>1</sup>While the law requires associations to report on a calendar year, certain associations continue to report on their own fiscal years.

This page left blank intentionally



---

## Executive Summary

---

- Local governments spent a total of \$8,302,810 on lobbying activities in 2011. This represents an increase of \$54,817, or 0.7 percent, over the amount spent on lobbying services in 2010 (pg. 5).
- Eighty-two local governments (five more than in 2010) reported that they directly employed staff or hired contract lobbyists in 2011. These local governments spent a total of \$3,995,958 on staff and contract lobbyists.<sup>2</sup> This was \$59,692, or 1.5 percent, more than in 2010 (pg. 5).
- In addition to the approximately \$4.0 million paid directly to staff and contract lobbyists, local governments paid dues of \$10,305,732 in 2011 to local government associations that also represented their interests before legislative, administrative, or other governmental bodies.<sup>3</sup> These associations spent \$4,306,852 on lobbyists and lobbying in 2011. This represents a decrease of 0.1 percent from 2010. Of the \$4.3 million spent on lobbyists and lobbying by these associations, \$3,922,830 was funded exclusively through dues. This represents a decrease of 1.8 percent from the \$3,995,169 in association dues that were spent on lobbying activities in 2010 (pg. 5).

---

<sup>2</sup>These expenditures do not include dues and membership fees paid to local government associations.

<sup>3</sup>The local government associations identified in this report do not include various professional associations that lobby on behalf of specific professional occupations within local governments. For example, Education Minnesota is registered with the Campaign Finance and Public Disclosure Board. However, because the association does not directly represent school districts or school district management personnel, its lobbying expenditures are not included in this report.

This page left blank intentionally

---

## Overview

---

The operation and funding of local governments can be greatly affected by decisions made by the state Legislature. Therefore, it is understandable that those affected by these decisions would want to have representation during the legislative process. This report documents the level of expenditures made by local governments and their associations to perform this function.

According to reports filed with the Office of the State Auditor, local governments spent a total of \$8,302,810 on lobbying activities in 2011. This represents an increase of \$54,817, or 0.7 percent, over the amount spent on lobbying services in 2010.

*Expenditures on local government lobbying increased 0.7 percent between 2010 and 2011.*

Eighty-two local governments (five more than in 2010) reported that they directly employed staff or hired contract lobbyists in 2011. These local governments spent a total of \$3,995,958 on staff and contract lobbyists.<sup>4</sup> This was \$59,692, or 1.5 percent, more than in 2010. Staff and contract lobbyists are paid to provide information to policymakers to influence legislative, administrative, or official actions regarding units of local government in Minnesota.

In addition to the approximately \$4.0 million paid directly to staff and contract lobbyists, local governments paid dues of \$10,305,732 in 2011 to local government associations that also represented their interests before legislative, administrative, or other governmental bodies.<sup>5</sup> These associations spent \$4,306,852 on lobbyists and lobbying in 2011. This represents a decrease of 0.1 percent from 2010. Of the \$4.3 million spent on lobbyists and lobbying by these associations, \$3,922,830 was funded exclusively through dues. This represents a decrease of 1.8 percent from the \$3,995,169 in association dues that were spent on lobbying activities in 2010.

---

<sup>4</sup>These expenditures do not include dues and membership fees paid to local government associations.

<sup>5</sup>The local government associations identified in this report do not include various professional associations that lobby on behalf of specific professional occupations within local governments. For example, Education Minnesota is registered with the Campaign Finance and Public Disclosure Board. However, because the association does not directly represent school districts or school district management personnel, its lobbying expenditures are not included in this report.

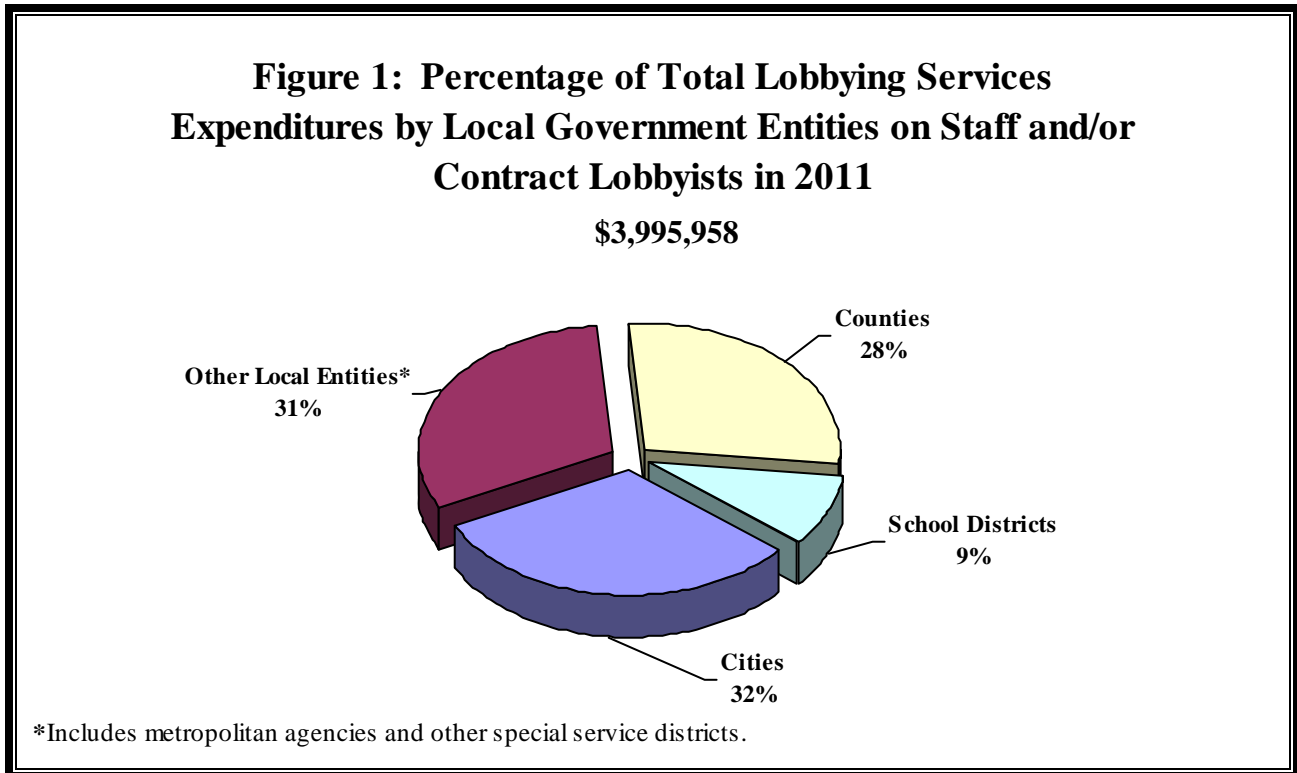
---

# Lobbying Services Expenditures by Local Governments

---

## Staff and Contract Lobbyists

Eighty-two local governments, including cities, counties, school districts, and special districts, directly employed staff and/or contracted with professional lobbyists to represent their interests before the Legislature. Table 4 on pages 15 - 22 shows the payments made to these employees and hired professional staff as well as other costs attributable to lobbying efforts. Figure 1 below shows the 2011 percentage of total expenditures on staff and contract lobbyists by type of entity.



Of the 82 reporting entities that employed lobbying staff or hired contract lobbyists in 2011:

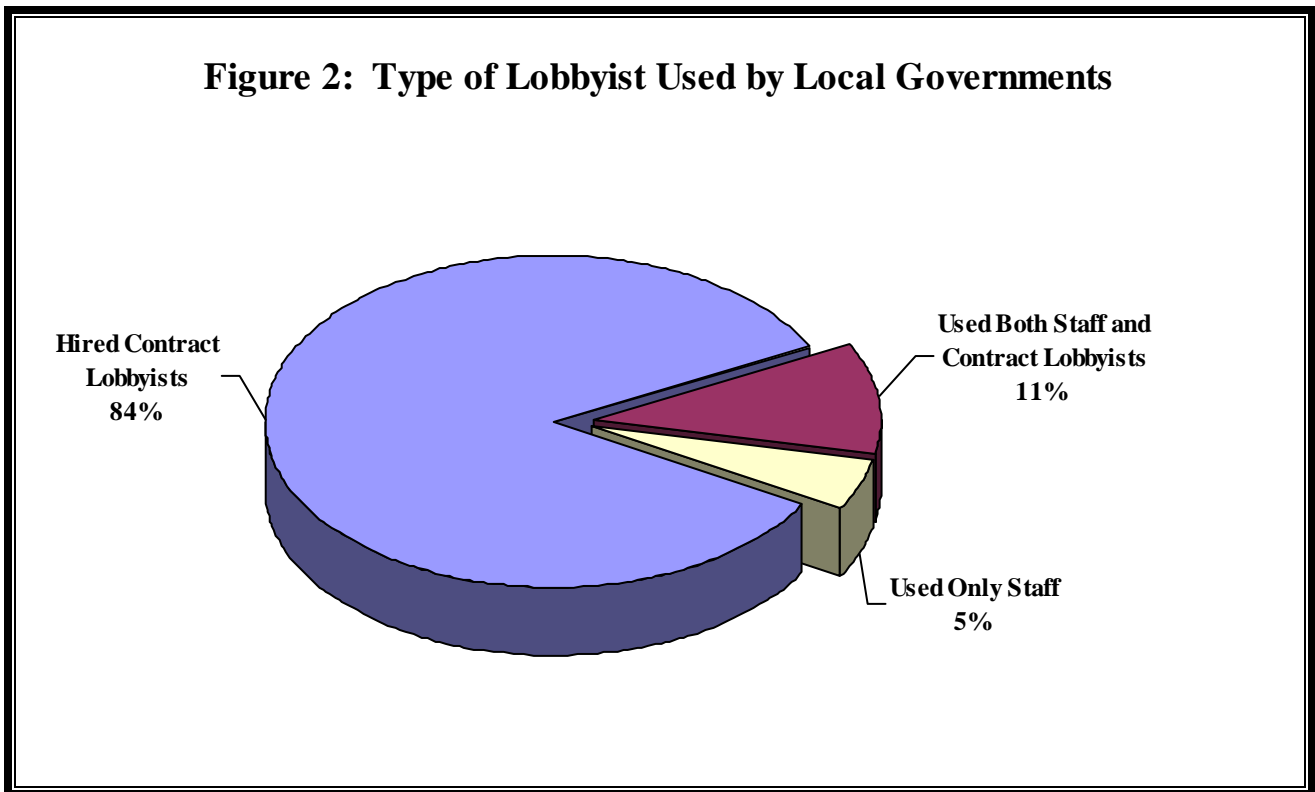
- Twenty-four cities and city component units reported a combined total of \$1,257,582 in lobbying services expenditures. This compares to 24 cities and \$1,257,465 in 2010.
- Sixteen counties and county component units reported a combined total of \$1,135,773 in lobbying services expenditures. This compares to 15 counties and \$1,124,403 in 2010.
- Eleven education entities reported a combined total of \$364,212 in lobbying services expenditures. This compares to 9 entities and \$380,613 in 2010.
- Thirty-one metropolitan agencies and other special districts reported a combined total of \$1,238,391 in lobbying services expenditures. This compares to 29 agencies/special districts and \$1,173,786 in 2010.

## Reliance on Contract Lobbyists

Local governments more frequently use contract lobbyists than utilize their own staff to provide lobbying services. Contract lobbyists accounted for \$2,593,492, or 64.9 percent, of the total amount spent by those governments using contract or staff lobbyists. Local governments spent \$1,238,197 on staff lobbyists to represent their interests before the Legislature and other governmental bodies. In addition, local governments reported an additional \$114,269 in overhead costs related to lobbying services in 2011.

During 2011:

- four local governments relied entirely on their staff to represent them at the Legislature, compared to 3 in 2010;
- sixty-nine local governments relied entirely on contract lobbyists to represent their interests, compared to 62 in 2010; and
- nine local governments hired contract lobbyists and used their own staff for lobbying, compared to 12 in 2010.



## Highest Expenditures on Staff and Contract Lobbyists

Eleven of the 82 local governments that directly employed lobbying staff and/or hired contract lobbyists reported over \$100,000 in lobbying services expenditures for a total of \$1,953,888. These 11 local governments accounted for 48.9 percent of the total amount paid to contract and staff lobbyists in 2011 (see Table 1 on the following page).

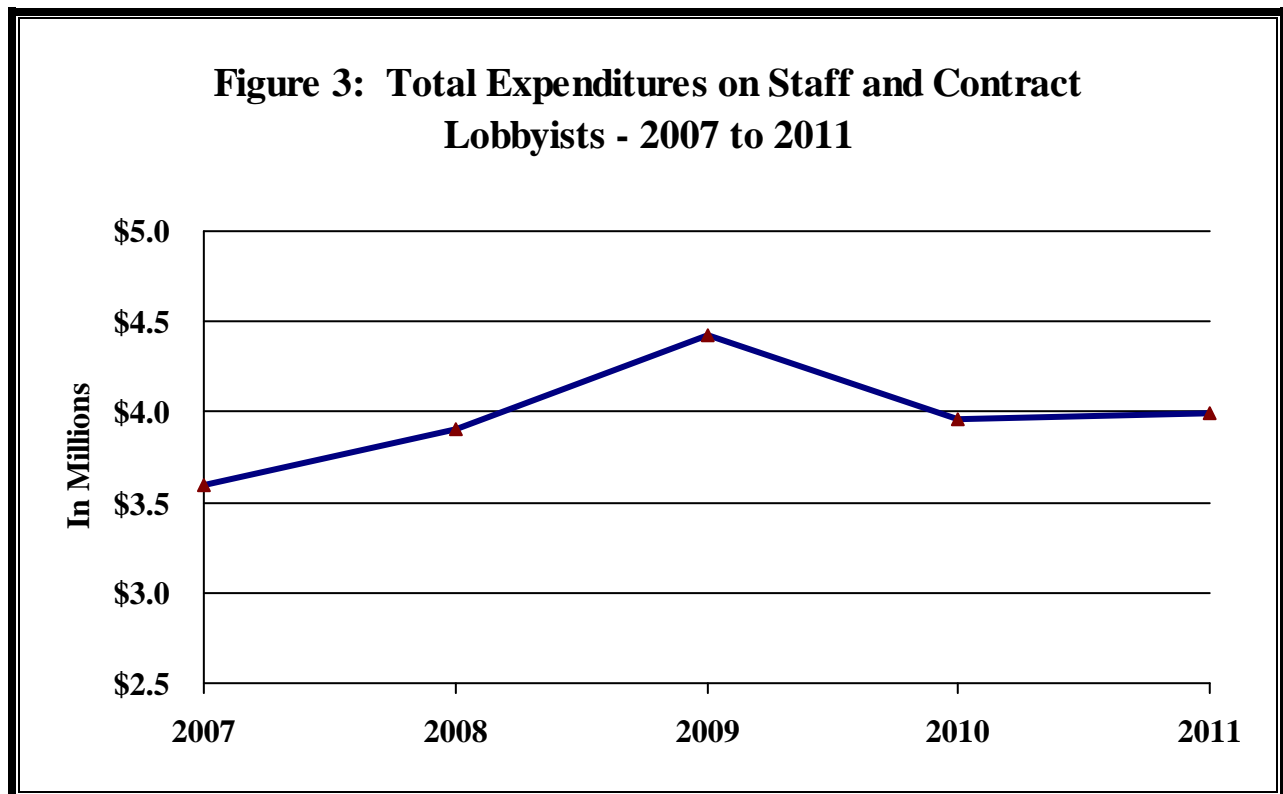
**Table 1: Local Governments Spending More Than \$100,000 on Lobbying Services in 2011**

City of Minneapolis	\$467,139	Dakota County	\$130,670
Hennepin County	\$246,214	Minneapolis Park and Recreation Board	\$127,527
Metropolitan Airport Commission	\$172,105	Metro Sports Facilities Commission	\$120,338
Anoka County	\$170,320	Western Minnesota Municipal Power Agency	\$106,383
City of Saint Paul	\$161,098	Counties Transit Improvement Board	\$103,720
Ramsey County	\$148,375		

### Trends in Expenditures for Staff and Contract Lobbyists

The number of entities that reported expenditures on contract and staff lobbyists increased from 77 in 2010 to 82 in 2011. There were 11 entities that reported lobbying expenditures in 2010 that reported no lobbying expenditures in the 2011 reporting period. There were 16 entities reporting lobbying expenditures in 2011 that reported no lobbying expenditures in the 2010 reporting period. The change in composition of those entities reporting affected the overall increase in the amount spent on contract and employee lobbyists between 2010 and 2011. Figure 3 below shows the long-term trend of expenditures on staff and contract lobbyists for the years 2007 to 2011.

**Figure 3: Total Expenditures on Staff and Contract Lobbyists - 2007 to 2011**



---

## Lobbying Services Expenditures by Associations

---

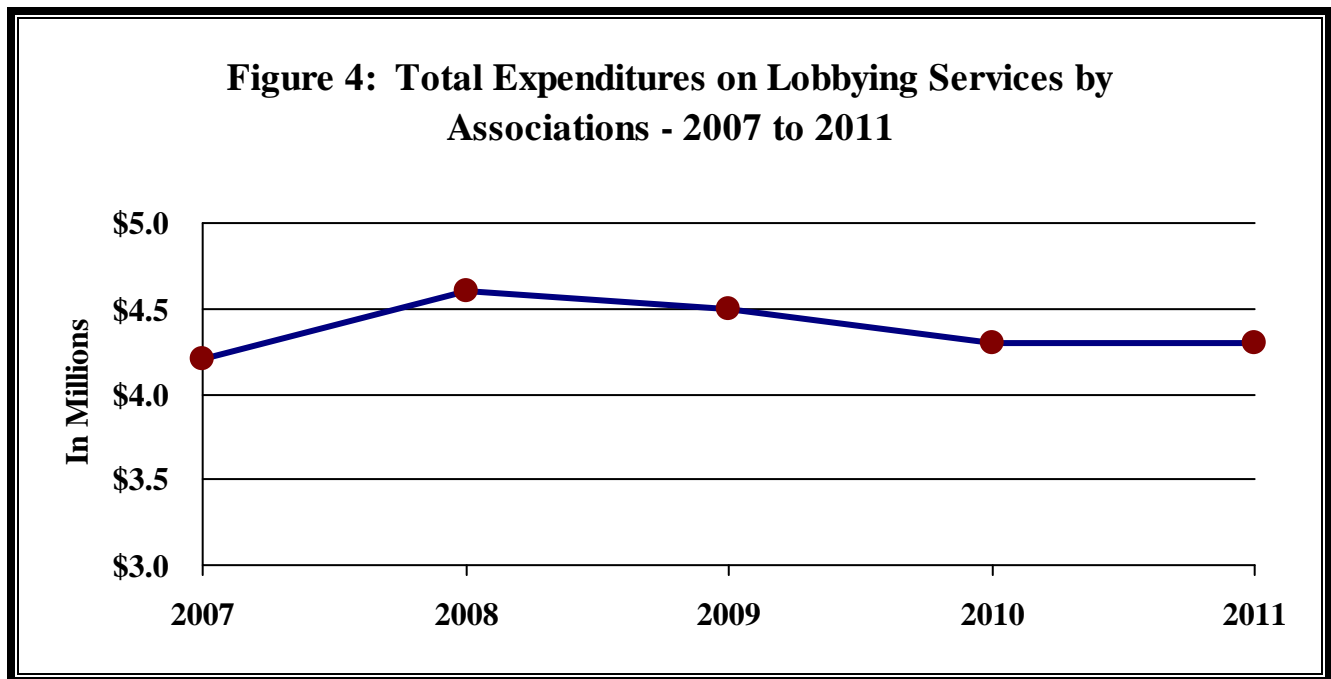
While 82 local governments opted to hire lobbyists or use staff to lobby on their behalf, it is much more common for them to rely on various local government associations to represent their interests at the Legislature. These local government associations receive the majority of their funding from membership dues and other public funds. Some associations representing local governments not only lobby on behalf of their members, but also act as service associations. Groups such as the League of Minnesota Cities and the Association of Minnesota Counties provide a wide range of services to their members. For these associations, lobbying services account for a smaller share of their overall expenditures as compared to associations whose primary purpose is lobbying.

Other types of associations are formed for the explicit purpose of lobbying the Legislature on a specific issue or range of issues for which the members share a common interest. Most of these associations hire a lobbyist or a lobbying firm to influence legislative, administrative, or other official actions at the state, regional, or metropolitan level of government. The dues paid by members of these associations generally represent a percentage of the total amount paid to a contract lobbyist.

### Trends in Lobbying Services Expenditures Made by Associations

Twenty-six associations representing local governments reported expenditures on lobbying services totaling \$4,306,852 for 2011. Of the \$4.3 million spent on lobbyists and lobbying, \$3,922,830, or 91.1 percent, was funded through the dues of the association members. Total expenditures for lobbying/lobbyists by associations decreased \$4,875, or 0.1 percent, from the level expended in 2010.

Figure 4 shows total expenditures on lobbying services by associations from 2007 to 2011.



## Association Lobbying by Type of Entity

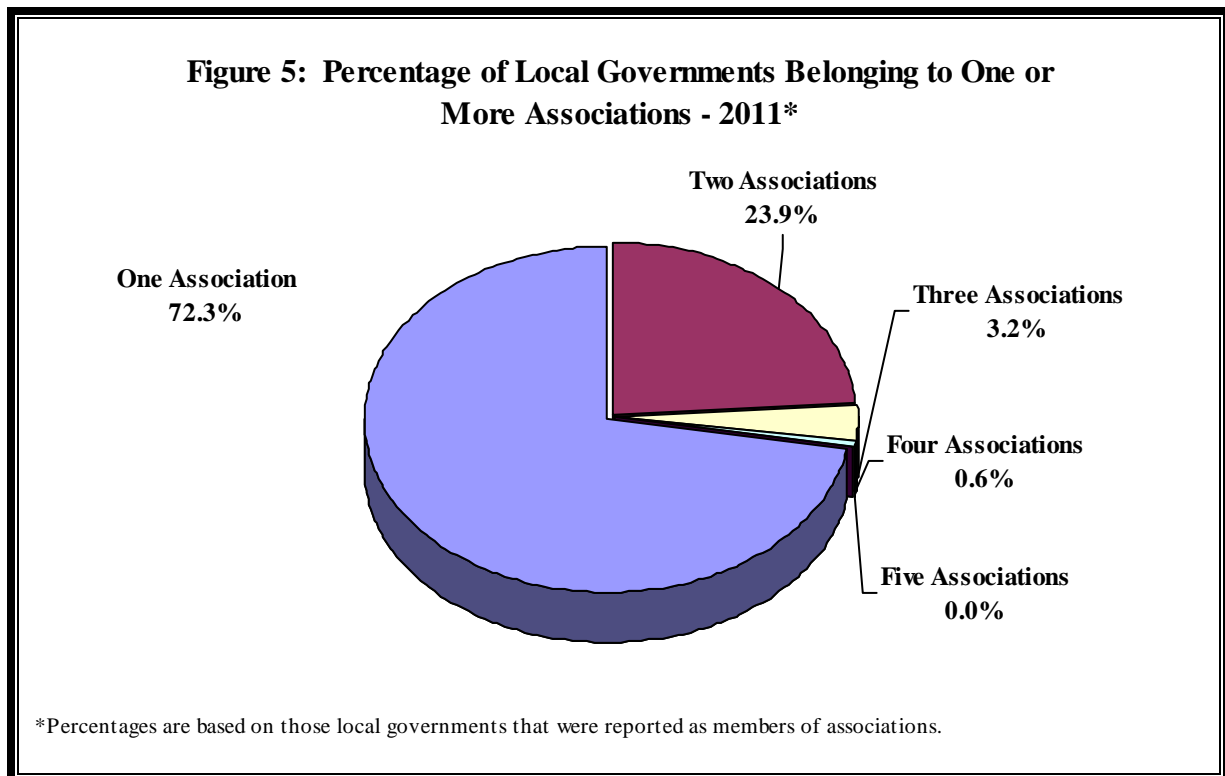
The associations reporting lobbying expenditures included:

- ten associations that represented the interests of cities;
- four associations that represented the interests of counties;
- five associations that represented the interests of school districts;
- one association that represented the interests of townships;
- three associations that represented the interests of special districts; and
- three associations that represented more than one type of local government.

## Multiple Association Memberships

While it is common for local governments to belong to at least one association, some local units belong to several. Of the 3,130 local units of government that belonged to at least one association, there were 118 local units of government that paid dues to three or more associations. The number of governments listed is significantly higher than the previous year due to the inclusion of the Minnesota Association of Townships (MAT) members. MAT had previously provided only summary information for the association rather than for its individual members.

Figure 5 shows the percentage of local governments that belong to one or more associations.



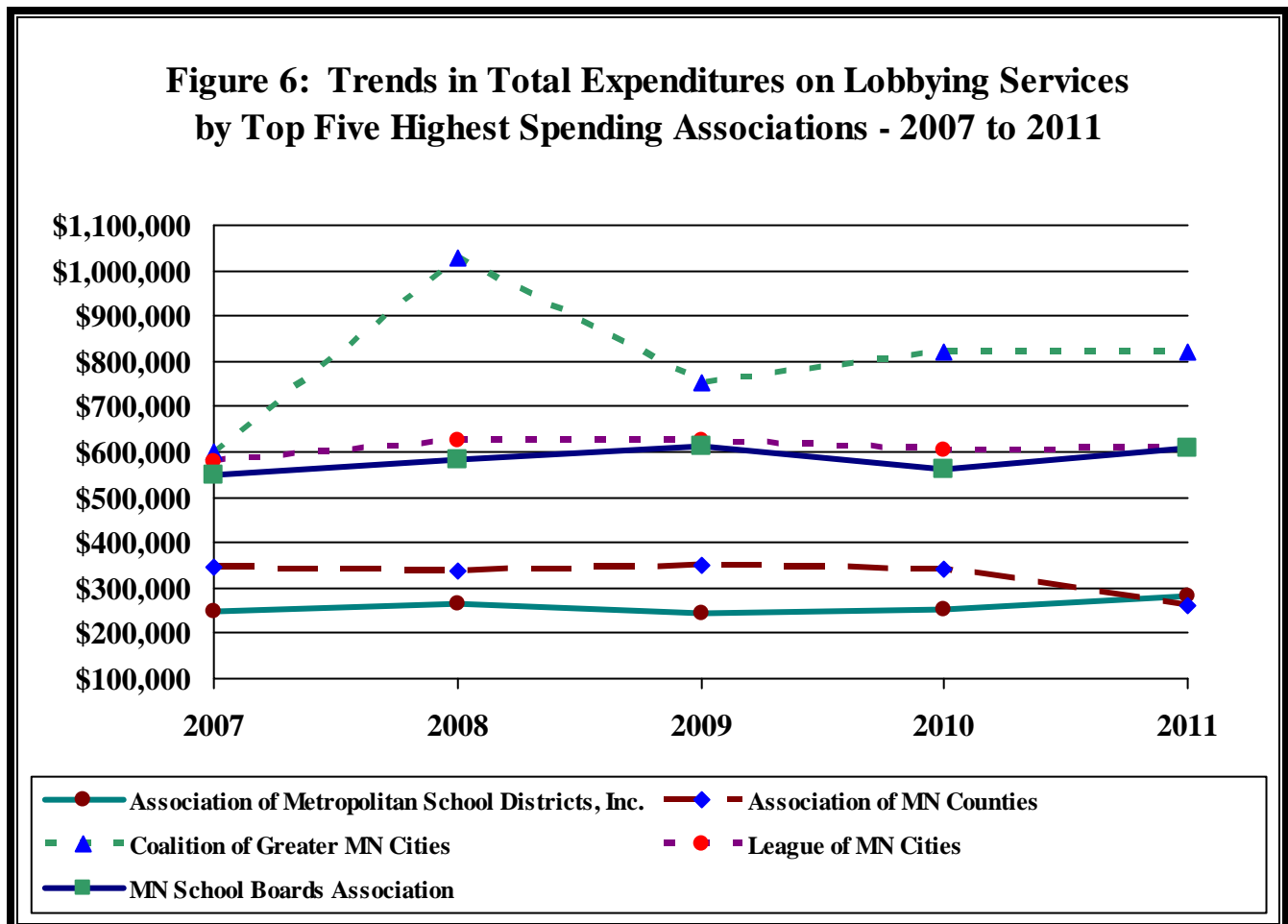


## Associations With the Highest Expenditures on Lobbying Services

Among the 26 local government associations that lobbied the Legislature on behalf of their local government members, 10 associations reported expenditures on lobbying/lobbyists in excess of \$100,000 in 2011 (see Table 2 below).

Coalition of Greater Minnesota Cities	\$822,239	Association of Metropolitan Municipalities	\$242,022
League of Minnesota Cities	\$608,965	Minnesota Inter-County Association	\$229,256
Minnesota School Boards Association	\$606,961	Schools for Equity in Education	\$210,661
Association of Metropolitan School Districts, Inc.	\$280,981	North Metro Mayors Association	\$141,687
Association of Minnesota Counties	\$262,696	Municipal Legislative Commission	\$126,526

Figure 6 shows the five-year trend in lobbying expenditures by the five associations with the highest lobbying expenditures in 2011.



## Compensation Paid to Firms or Staff for Lobbying Services

In 2011, Minnesota local governments or associations of local governments paid 13 firms or employee lobbyists \$100,000 or more to provide lobbying services.<sup>6</sup> The 13 firms receiving \$100,000 or more in payments from local governments or associations of local governments are listed below in Table 3.

Flaherty & Hood, P.A.	\$772,076	Capitol Hill Associates	\$111,967
Messerli & Kramer	\$397,701	Rice, Michels, & Walther LLP	\$109,527
McGrann, Shea, Anderson, Carnival, Straughn & Lamb, Chartered	\$256,000	Ron Soberg	\$104,450
Lockridge, Grindal, & Nauen, PLLP	\$239,900	Fredrikson & Byron, P.A.	\$104,000
Ewald Consulting	\$131,000	Faegre & Benson, LLP	\$104,000
Eugene Ranieri	\$122,122	Pierre Willette	\$102,535
Amy Caucutt	\$121,253		

<sup>6</sup>The amounts listed are those exclusively attributed to lobbying services. Some of these firms also received money for services they provided to the association or local government that they determined were not attributable to lobbying.

## **Data Tables**

### **2011 Local Government Lobbying Expenditures**

This page left blank intentionally

**Table 4**  
**2011 Local Government Lobbying Expenditures**  
**Employee and Contract Lobbyists**

Name of Entity Contract or Employee Lobbyists	Amount of Contract & Expenses	Salary & Benefits Related to Lobbying**	Employee Expenses Related to Lobbying	All Other Costs*	Total** Lobbying Expenditures
<b>Anoka County</b>					
Best and Flanagan, LLP	51,460	---	---	---	51,460
Steve Novak	---	17,944	4,704	---	22,648
Kathy Tingelstad	---	93,449	2,763	---	96,212
<b>Total</b>	<b>\$51,460</b>	<b>\$111,393</b>	<b>\$7,467</b>	<b>\$---</b>	<b>\$170,320</b>
<b>Anoka County Railroad Authority</b>					
Best and Flanagan, LLP	10,080	---	---	---	10,080
Messerli and Kramer	30,000	---	---	---	30,000
<b>Total</b>	<b>\$40,080</b>	<b>\$---</b>	<b>\$---</b>	<b>\$---</b>	<b>\$40,080</b>
<b>Arrowhead Emergency Medical Services Association</b>					
Doyle Consulting	7,450	---	---	---	7,450
<b>Total</b>	<b>\$7,450</b>	<b>\$---</b>	<b>\$---</b>	<b>\$---</b>	<b>\$7,450</b>
<b>Buffalo-Red River Watershed District</b>					
Joel Carlson	10,200	---	---	---	10,200
<b>Total</b>	<b>\$10,200</b>	<b>\$---</b>	<b>\$---</b>	<b>\$---</b>	<b>\$10,200</b>
<b>Central Minnesota Emergency Medical Services Board</b>					
Doyle Consulting	5,000	---	---	---	5,000
<b>Total</b>	<b>\$5,000</b>	<b>\$---</b>	<b>\$---</b>	<b>\$---</b>	<b>\$5,000</b>
<b>City of Arden Hills</b>					
Hill Capitol Strategies, Inc.	22,800	---	---	---	22,800
<b>Total</b>	<b>\$22,800</b>	<b>\$---</b>	<b>\$---</b>	<b>\$---</b>	<b>\$22,800</b>
<b>City of Bloomington</b>					
Administrative/Overhead Costs	---	---	---	3	3
Messerli and Kramer	20,000	---	---	---	20,000
<b>Total</b>	<b>\$20,000</b>	<b>\$---</b>	<b>\$---</b>	<b>\$3</b>	<b>\$20,003</b>
<b>City of Chatfield</b>					
Sletten Government Affairs and Public Policy	12,000	---	107	---	12,107
<b>Total</b>	<b>\$12,000</b>	<b>\$---</b>	<b>\$107</b>	<b>\$---</b>	<b>\$12,107</b>
<b>City of Columbus</b>					
Larkin Hoffman Daly and Lindgren, Ltd.	532	---	---	---	532
<b>Total</b>	<b>\$532</b>	<b>\$---</b>	<b>\$---</b>	<b>\$---</b>	<b>\$532</b>
<b>City of Duluth</b>					
Fryberger, Buchanan, Smith, and Frederick	44,070	---	870	---	44,940
<b>Total</b>	<b>\$44,070</b>	<b>\$---</b>	<b>\$870</b>	<b>\$---</b>	<b>\$44,940</b>
<b>City of Fergus Falls</b>					
Joel Carlson	19,250	---	---	---	19,250
<b>Total</b>	<b>\$19,250</b>	<b>\$---</b>	<b>\$---</b>	<b>\$---</b>	<b>\$19,250</b>
<b>City of Hendricks</b>					
Tom Lehman	81	---	---	---	81
<b>Total</b>	<b>\$81</b>	<b>\$---</b>	<b>\$---</b>	<b>\$---</b>	<b>\$81</b>

\*Costs related to the furtherance of the lobbying effort such as overhead, administration, research, analysis, and communication.

\*\*Totals may not equal the summed individual entries due to rounding.

**Table 4**  
**2011 Local Government Lobbying Expenditures**  
**Employee and Contract Lobbyists**

Name of Entity Contract or Employee Lobbyists	Amount of Contract & Expenses	Salary & Benefits Related to Lobbying**	Employee Expenses Related to Lobbying	All Other Costs*	Total** Lobbying Expenditures
<b>City of International Falls</b>					
Lockridge, Grindal, and Nauen, PLLP	24,000	---	---	---	24,000
<b>Total</b>	<b>\$24,000</b>	<b>\$---</b>	<b>\$---</b>	<b>\$---</b>	<b>\$24,000</b>
<b>City of Kasson</b>					
Sletten Government Affairs and Public Policy	3,000	---	---	---	3,000
<b>Total</b>	<b>\$3,000</b>	<b>\$---</b>	<b>\$---</b>	<b>\$---</b>	<b>\$3,000</b>
<b>City of Le Sueur</b>					
Lockridge, Grindal, and Nauen, PLLP	30,000	---	---	---	30,000
<b>Total</b>	<b>\$30,000</b>	<b>\$---</b>	<b>\$---</b>	<b>\$---</b>	<b>\$30,000</b>
<b>City of Mankato</b>					
Flaherty and Hood, P.A.	15,153	---	---	---	15,153
<b>Total</b>	<b>\$15,153</b>	<b>\$---</b>	<b>\$---</b>	<b>\$---</b>	<b>\$15,153</b>
<b>City of Minneapolis</b>					
Administrative/Overhead Costs	---	---	---	38,710	38,710
Flaherty and Hood, P.A.	10,000	---	---	---	10,000
Franzen and Associates	25,000	---	---	---	25,000
Fredrikson and Byron, P.A.	42,000	---	---	---	42,000
McGrann, Shea, Anderson, Carnival, Straughn & Lamb	40,000	---	---	---	40,000
Eugene Ranieri	---	121,676	446	---	122,122
Melissa Reed	---	84,983	1,789	---	86,772
Pierre Willette	---	100,722	1,813	---	102,535
<b>Total</b>	<b>\$117,000</b>	<b>\$307,381</b>	<b>\$4,048</b>	<b>\$38,710</b>	<b>\$467,139</b>
<b>City of Moorhead</b>					
Flaherty and Hood, P.A.	25,000	---	---	---	25,000
Fredrikson and Byron, P.A.	20,000	---	---	---	20,000
<b>Total</b>	<b>\$45,000</b>	<b>\$---</b>	<b>\$---</b>	<b>\$---</b>	<b>\$45,000</b>
<b>City of Rochester</b>					
Administrative/Overhead Costs	---	---	---	7,346	7,346
Flaherty and Hood, P.A.	39,896	---	1,627	---	41,523
<b>Total</b>	<b>\$39,896</b>	<b>\$---</b>	<b>\$1,627</b>	<b>\$7,346</b>	<b>\$48,869</b>
<b>City of Saint Joseph</b>					
Saint Cloud Area Planning Organization	734	---	---	---	734
<b>Total</b>	<b>\$734</b>	<b>\$---</b>	<b>\$---</b>	<b>\$---</b>	<b>\$734</b>
<b>City of Saint Louis Park</b>					
Franzen and Associates	15,000	---	---	---	15,000
Lockridge, Grindal, and Nauen, PLLP	33,000	---	---	---	33,000
<b>Total</b>	<b>\$48,000</b>	<b>\$---</b>	<b>\$---</b>	<b>\$---</b>	<b>\$48,000</b>
<b>City of Saint Michael</b>					
Lockridge, Grindal, and Nauen, PLLP	22,500	---	---	---	22,500
<b>Total</b>	<b>\$22,500</b>	<b>\$---</b>	<b>\$---</b>	<b>\$---</b>	<b>\$22,500</b>
<b>City of Saint Paul</b>					
Administrative/Overhead Costs	---	---	---	5,221	5,221

\*Costs related to the furtherance of the lobbying effort such as overhead, administration, research, analysis, and communication.

\*\*Totals may not equal the summed individual entries due to rounding.

**Table 4**  
**2011 Local Government Lobbying Expenditures**  
**Employee and Contract Lobbyists**

Name of Entity	Amount of	Salary &	Employee	All	Total**
Contract or Employee Lobbyists	Contract &	Benefits	Expenses	Other	Lobbying
	Expenses	Related to	Related to	Costs*	Expenditures
		Lobbying**	Lobbying		
Capitol Hill Associates	15,000	---	---	---	15,000
Sarah Erickson	---	78,439	---	---	78,439
Flaherty and Hood, P.A.	10,000	---	---	---	10,000
Wendy Underwood	---	52,439	---	---	52,439
<b>Total</b>	<b>\$25,000</b>	<b>\$130,877</b>	<b>\$---</b>	<b>\$5,221</b>	<b>\$161,098</b>
<b>City of Sauk Rapids</b>					
Saint Cloud Area Planning Organization	1,704	---	---	---	1,704
<b>Total</b>	<b>\$1,704</b>	<b>\$---</b>	<b>\$---</b>	<b>\$---</b>	<b>\$1,704</b>
<b>City of Wadena</b>					
Legislative Associates, Inc	6,600	---	---	---	6,600
<b>Total</b>	<b>\$6,600</b>	<b>\$---</b>	<b>\$---</b>	<b>\$---</b>	<b>\$6,600</b>
<b>City of Willmar</b>					
David Turch and Associates	53,495	---	---	---	53,495
<b>Total</b>	<b>\$53,495</b>	<b>\$---</b>	<b>\$---</b>	<b>\$---</b>	<b>\$53,495</b>
<b>Counties Transit Improvement Board</b>					
Lockridge, Grindal, and Nauen, PLLP	41,400	---	---	---	41,400
Messerli and Kramer	62,320	---	---	---	62,320
<b>Total</b>	<b>\$103,720</b>	<b>\$---</b>	<b>\$---</b>	<b>\$---</b>	<b>\$103,720</b>
<b>Crane Lake Water and Sanitary District</b>					
Gary Cerkvenik	6,000	---	---	---	6,000
<b>Total</b>	<b>\$6,000</b>	<b>\$---</b>	<b>\$---</b>	<b>\$---</b>	<b>\$6,000</b>
<b>Dakota County</b>					
Capitol Hill Consultants, Inc.	95,800	---	477	---	96,277
Heidi Welsch	---	34,393	---	---	34,393
<b>Total</b>	<b>\$95,800</b>	<b>\$34,393</b>	<b>\$477</b>	<b>\$---</b>	<b>\$130,670</b>
<b>Dakota County Regional Railroad Authority</b>					
Messerli and Kramer	18,000	---	---	---	18,000
<b>Total</b>	<b>\$18,000</b>	<b>\$---</b>	<b>\$---</b>	<b>\$---</b>	<b>\$18,000</b>
<b>Duluth Seaway Port Authority</b>					
Administrative/Overhead Costs	---	---	---	3,102	3,102
Flaherty and Hood, P.A.	14,682	---	94	---	14,776
<b>Total</b>	<b>\$14,682</b>	<b>\$---</b>	<b>\$94</b>	<b>\$3,102</b>	<b>\$17,878</b>
<b>East Metro Integration District 6067</b>					
Amundson Strategies, LLC	19,300	---	650	---	19,950
<b>Total</b>	<b>\$19,300</b>	<b>\$---</b>	<b>\$650</b>	<b>\$---</b>	<b>\$19,950</b>
<b>Goodhue County</b>					
Lockridge, Grindal, and Nauen, PLLP	20,000	---	---	---	20,000
<b>Total</b>	<b>\$20,000</b>	<b>\$---</b>	<b>\$---</b>	<b>\$---</b>	<b>\$20,000</b>
<b>Greater Northwest Emergency Medical Services, Inc.</b>					
Doyle Consulting	6,500	---	---	---	6,500
<b>Total</b>	<b>\$6,500</b>	<b>\$---</b>	<b>\$---</b>	<b>\$---</b>	<b>\$6,500</b>

\*Costs related to the furtherance of the lobbying effort such as overhead, administration, research, analysis, and communication.

\*\*Totals may not equal the summed individual entries due to rounding.

**Table 4**  
**2011 Local Government Lobbying Expenditures**  
**Employee and Contract Lobbyists**

Name of Entity Contract or Employee Lobbyists	Amount of Contract & Expenses	Salary & Benefits Related to Lobbying**	Employee Expenses Related to Lobbying	All Other Costs*	Total** Lobbying Expenditures
<b>Hennepin County</b>					
Administrative/Overhead Costs	---	---	---	21,157	21,157
Mary E. Davidson	---	69,167	1,363	---	70,530
Kathryn J. Lamp	---	56,103	1,424	---	57,527
Margaret A. Larsen	15,000	---	---	---	15,000
Lockridge, Grindal, and Nauen, PLLP	30,000	---	---	---	30,000
Rice, Michels, and Walther, LLP	40,000	---	---	---	40,000
William H. Schreiber	12,000	---	---	---	12,000
<b>Total</b>	<b>\$97,000</b>	<b>\$125,270</b>	<b>\$2,787</b>	<b>\$21,157</b>	<b>\$246,214</b>
<b>I.S.D. # 279 - Osseo</b>					
Ewald Consulting	21,000	---	---	---	21,000
<b>Total</b>	<b>\$21,000</b>	<b>\$---</b>	<b>\$---</b>	<b>\$---</b>	<b>\$21,000</b>
<b>I.S.D. # 381 - Lake Superior</b>					
Ron Soberg	1,997	---	---	---	1,997
<b>Total</b>	<b>\$1,997</b>	<b>\$---</b>	<b>\$---</b>	<b>\$---</b>	<b>\$1,997</b>
<b>I.S.D. # 535 - Rochester</b>					
Capitol Gains	30,000	---	---	---	30,000
<b>Total</b>	<b>\$30,000</b>	<b>\$---</b>	<b>\$---</b>	<b>\$---</b>	<b>\$30,000</b>
<b>I.S.D. # 625 - Saint Paul</b>					
Mary Gilbert	68,000	---	---	---	68,000
Linda Sandvig	18,088	---	---	---	18,088
<b>Total</b>	<b>\$86,088</b>	<b>\$---</b>	<b>\$---</b>	<b>\$---</b>	<b>\$86,088</b>
<b>I.S.D. # 709 - Duluth</b>					
Ron Soberg	81,453	---	---	---	81,453
<b>Total</b>	<b>\$81,453</b>	<b>\$---</b>	<b>\$---</b>	<b>\$---</b>	<b>\$81,453</b>
<b>I.S.D. #1S - Minneapolis</b>					
James Grathwol	---	74,050	500	---	74,550
<b>Total</b>	<b>\$---</b>	<b>\$74,050</b>	<b>\$500</b>	<b>\$---</b>	<b>\$74,550</b>
<b>Intermediate School District 287</b>					
Ewald Consulting	10,000	---	---	---	10,000
<b>Total</b>	<b>\$10,000</b>	<b>\$---</b>	<b>\$---</b>	<b>\$---</b>	<b>\$10,000</b>
<b>Intermediate School District 917</b>					
Ewald Consulting	10,000	---	---	---	10,000
<b>Total</b>	<b>\$10,000</b>	<b>\$---</b>	<b>\$---</b>	<b>\$---</b>	<b>\$10,000</b>
<b>Koochiching County</b>					
Federal Advocates	12,000	---	---	---	12,000
<b>Total</b>	<b>\$12,000</b>	<b>\$---</b>	<b>\$---</b>	<b>\$---</b>	<b>\$12,000</b>
<b>Lakes Country Service Cooperative</b>					
Capitol Hill Associates	9,429	---	---	---	9,429
Lindquist and Vennum	9,000	---	---	---	9,000

\*Costs related to the furtherance of the lobbying effort such as overhead, administration, research, analysis, and communication.

\*\*Totals may not equal the summed individual entries due to rounding.



**Table 4**  
**2011 Local Government Lobbying Expenditures**  
**Employee and Contract Lobbyists**

Name of Entity Contract or Employee Lobbyists	Amount of Contract & Expenses	Salary & Benefits Related to Lobbying**	Employee Expenses Related to Lobbying	All Other Costs*	Total** Lobbying Expenditures
William G. Strusinski	12,857	---	---	---	12,857
<b>Total</b>	<b>\$31,286</b>	<b>\$---</b>	<b>\$---</b>	<b>\$---</b>	<b>\$31,286</b>
<b>Lyon County</b>					
Joel Carlson	30,000	---	---	---	30,000
<b>Total</b>	<b>\$30,000</b>	<b>\$---</b>	<b>\$---</b>	<b>\$---</b>	<b>\$30,000</b>
<b>Metro Educational Cooperative Service Unit</b>					
Capitol Hill Associates	3,000	---	---	---	3,000
<b>Total</b>	<b>\$3,000</b>	<b>\$---</b>	<b>\$---</b>	<b>\$---</b>	<b>\$3,000</b>
<b>Metro Sports Facilities Commission</b>					
McGrann, Shea, Anderson, Carnival, Straughn & Lamb	120,000	---	338	---	120,338
<b>Total</b>	<b>\$120,000</b>	<b>\$---</b>	<b>\$338</b>	<b>\$---</b>	<b>\$120,338</b>
<b>Metropolitan Airport Commission</b>					
Administrative/Overhead Costs	---	---	---	6,452	6,452
Faegre and Benson, LLP	39,000	---	---	---	39,000
Mitchell Kilian	---	77,822	831	---	78,653
McGrann, Shea, Anderson, Carnival, Straughn & Lamb	48,000	---	---	---	48,000
<b>Total</b>	<b>\$87,000</b>	<b>\$77,822</b>	<b>\$831</b>	<b>\$6,452</b>	<b>\$172,105</b>
<b>Metropolitan Council</b>					
Judd Schetnan	---	86,705	---	---	86,705
<b>Total</b>	<b>\$---</b>	<b>\$86,705</b>	<b>\$---</b>	<b>\$---</b>	<b>\$86,705</b>
<b>Metropolitan Emergency Services Board</b>					
Best and Flanagan, LLP	24,000	---	---	---	24,000
<b>Total</b>	<b>\$24,000</b>	<b>\$---</b>	<b>\$---</b>	<b>\$---</b>	<b>\$24,000</b>
<b>Metropolitan Mosquito Control District</b>					
Capitol Gains	20,000	---	---	---	20,000
<b>Total</b>	<b>\$20,000</b>	<b>\$---</b>	<b>\$---</b>	<b>\$---</b>	<b>\$20,000</b>
<b>Minneapolis Park &amp; Recreation Board</b>					
Mary Ann Campo	38,000	---	---	---	38,000
Rice, Michels, and Walther, LLP	69,527	---	---	---	69,527
Tom Workman	20,000	---	---	---	20,000
<b>Total</b>	<b>\$127,527</b>	<b>\$---</b>	<b>\$---</b>	<b>\$---</b>	<b>\$127,527</b>
<b>Minneapolis-Duluth/Superior Passenger Rail Alliance</b>					
Best and Flanagan, LLP	2,000	---	---	---	2,000
Ronald A. Jerich and Associates	4,300	---	---	---	4,300
Karri A. Nelson	5,000	---	---	---	5,000
<b>Total</b>	<b>\$11,300</b>	<b>\$---</b>	<b>\$---</b>	<b>\$---</b>	<b>\$11,300</b>
<b>Minnehaha Creek Watershed District</b>					
Joel Carlson	27,996	---	---	---	27,996
<b>Total</b>	<b>\$27,996</b>	<b>\$---</b>	<b>\$---</b>	<b>\$---</b>	<b>\$27,996</b>

\*Costs related to the furtherance of the lobbying effort such as overhead, administration, research, analysis, and communication.

\*\*Totals may not equal the summed individual entries due to rounding.

**Table 4**  
**2011 Local Government Lobbying Expenditures**  
**Employee and Contract Lobbyists**

Name of Entity Contract or Employee Lobbyists	Amount of Contract & Expenses	Salary & Benefits Related to Lobbying**	Employee Expenses Related to Lobbying	All Other Costs*	Total** Lobbying Expenditures
<b>National Joint Powers Alliance</b>					
Capitol Hill Associates	3,750	---	---	---	3,750
<b>Total</b>	<b>\$3,750</b>	<b>\$---</b>	<b>\$---</b>	<b>\$---</b>	<b>\$3,750</b>
<b>Northeast Metro 916 Intermediate School District</b>					
Ewald Consulting	10,000	---	---	---	10,000
<b>Total</b>	<b>\$10,000</b>	<b>\$---</b>	<b>\$---</b>	<b>\$---</b>	<b>\$10,000</b>
<b>Northeast Service Cooperative</b>					
Capitol Hill Associates	6,215	---	---	---	6,215
Lindquist and Vennum	9,000	---	---	---	9,000
National Strategies	15,000	---	---	---	15,000
William G. Strusinski	6,429	---	---	---	6,429
<b>Total</b>	<b>\$36,644</b>	<b>\$---</b>	<b>\$---</b>	<b>\$---</b>	<b>\$36,644</b>
<b>Northstar Corridor Development Authority</b>					
Messerli and Kramer	30,000	---	---	---	30,000
<b>Total</b>	<b>\$30,000</b>	<b>\$---</b>	<b>\$---</b>	<b>\$---</b>	<b>\$30,000</b>
<b>Northwest Service Cooperative</b>					
Capitol Hill Associates	6,215	---	---	---	6,215
Lindquist and Vennum	8,250	---	---	---	8,250
National Strategies	9,166	---	---	---	9,166
William G. Strusinski	6,429	---	---	---	6,429
<b>Total</b>	<b>\$30,060</b>	<b>\$---</b>	<b>\$---</b>	<b>\$---</b>	<b>\$30,060</b>
<b>Northwest Suburbs Cable Commission</b>					
Messerli and Kramer	34,505	---	---	---	34,505
<b>Total</b>	<b>\$34,505</b>	<b>\$---</b>	<b>\$---</b>	<b>\$---</b>	<b>\$34,505</b>
<b>Olmsted County</b>					
Amy Caucutt	---	52,665	7,961	---	60,626
<b>Total</b>	<b>\$---</b>	<b>\$52,665</b>	<b>\$7,961</b>	<b>\$---</b>	<b>\$60,626</b>
<b>Ramsey County</b>					
Claudia Brewington	---	58,166	3,029	---	61,195
Nicholas Riley	---	84,130	3,050	---	87,180
<b>Total</b>	<b>\$---</b>	<b>\$142,296</b>	<b>\$6,079</b>	<b>\$---</b>	<b>\$148,375</b>
<b>Ramsey County Railroad Authority</b>					
McGrann, Shea, Anderson, Carnival, Straughn & Lamb	48,000	---	---	---	48,000
<b>Total</b>	<b>\$48,000</b>	<b>\$---</b>	<b>\$---</b>	<b>\$---</b>	<b>\$48,000</b>
<b>Red River Watershed Management Board</b>					
Ronald D. Harnack	80,000	---	13,157	---	93,157
<b>Total</b>	<b>\$80,000</b>	<b>\$---</b>	<b>\$13,157</b>	<b>\$---</b>	<b>\$93,157</b>
<b>Renville County</b>					
Vanasek and Associates, Inc.	7,500	---	---	---	7,500
<b>Total</b>	<b>\$7,500</b>	<b>\$---</b>	<b>\$---</b>	<b>\$---</b>	<b>\$7,500</b>

\*Costs related to the furtherance of the lobbying effort such as overhead, administration, research, analysis, and communication.

\*\*Totals may not equal the summed individual entries due to rounding.

**Table 4**  
**2011 Local Government Lobbying Expenditures**  
**Employee and Contract Lobbyists**

Name of Entity Contract or Employee Lobbyists	Amount of Contract & Expenses	Salary & Benefits Related to Lobbying**	Employee Expenses Related to Lobbying	All Other Costs*	Total** Lobbying Expenditures
<b>Resource Training and Solution</b>					
Capitol Hill Associates	6,215	---	---	---	6,215
Lindquist and Vennum	8,250	---	---	---	8,250
William G. Strusinski	6,429	---	---	---	6,429
<b>Total</b>	<b>\$20,894</b>	<b>\$---</b>	<b>\$---</b>	<b>\$---</b>	<b>\$20,894</b>
<b>Saint Louis and Lake Counties Regional Rail Authority</b>					
Costin Group	27,000	---	---	---	27,000
<b>Total</b>	<b>\$27,000</b>	<b>\$---</b>	<b>\$---</b>	<b>\$---</b>	<b>\$27,000</b>
<b>Saint Louis County</b>					
Henry Erdman	10,000	---	---	---	10,000
Fredrikson and Byron, P.A.	20,000	---	---	---	20,000
John Ongaro	---	56,718	---	---	56,718
<b>Total</b>	<b>\$30,000</b>	<b>\$56,718</b>	<b>\$---</b>	<b>\$---</b>	<b>\$86,718</b>
<b>Saint Paul Port Authority</b>					
Faegre and Benson, LLP	65,000	---	172	---	65,172
<b>Total</b>	<b>\$65,000</b>	<b>\$---</b>	<b>\$172</b>	<b>\$---</b>	<b>\$65,172</b>
<b>Scott County</b>					
John Boland and Associates	42,000	---	---	---	42,000
<b>Total</b>	<b>\$42,000</b>	<b>\$---</b>	<b>\$---</b>	<b>\$---</b>	<b>\$42,000</b>
<b>Shell Rock River Watershed District</b>					
Administrative/Overhead Costs	---	---	---	9,175	9,175
Brett Behnke	---	5,030	1,200	---	6,230
Judy Erickson	30,633	---	603	---	31,236
Connie Kaupa	---	2,945	---	---	2,945
<b>Total</b>	<b>\$30,633</b>	<b>\$7,975</b>	<b>\$1,803</b>	<b>\$9,175</b>	<b>\$49,586</b>
<b>South Central Minnesota Emergency Medical Services Joint Powers</b>					
Doyle Consulting	8,000	---	---	---	8,000
<b>Total</b>	<b>\$8,000</b>	<b>\$---</b>	<b>\$---</b>	<b>\$---</b>	<b>\$8,000</b>
<b>South Central Service Cooperative</b>					
Capitol Hill Associates	3,214	---	---	---	3,214
Lindquist and Vennum	9,000	---	---	---	9,000
<b>Total</b>	<b>\$12,214</b>	<b>\$---</b>	<b>\$---</b>	<b>\$---</b>	<b>\$12,214</b>
<b>Southeast Service Cooperative</b>					
Capitol Hill Associates	6,215	---	---	---	6,215
Lindquist and Vennum	9,000	---	---	---	9,000
William G. Strusinski	6,429	---	---	---	6,429
<b>Total</b>	<b>\$21,644</b>	<b>\$---</b>	<b>\$---</b>	<b>\$---</b>	<b>\$21,644</b>
<b>Southwest - West Central Service Cooperative</b>					
Capitol Hill Associates	6,214	---	---	---	6,214
Lindquist and Vennum	9,000	---	---	---	9,000
National Strategies	30,000	---	---	---	30,000

\*Costs related to the furtherance of the lobbying effort such as overhead, administration, research, analysis, and communication.

\*\*Totals may not equal the summed individual entries due to rounding.

**Table 4**  
**2011 Local Government Lobbying Expenditures**  
**Employee and Contract Lobbyists**

Name of Entity Contract or Employee Lobbyists	Amount of Contract & Expenses	Salary & Benefits Related to Lobbying**	Employee Expenses Related to Lobbying	All Other Costs*	Total** Lobbying Expenditures
William G. Strusinski	6,429	---	---	---	6,429
<b>Total</b>	<b>\$51,643</b>	<b>\$---</b>	<b>\$---</b>	<b>\$---</b>	<b>\$51,643</b>
<b>Three Rivers Park District</b>					
Chestnut and Cambrone	54,545	---	---	---	54,545
<b>Total</b>	<b>\$54,545</b>	<b>\$---</b>	<b>\$---</b>	<b>\$---</b>	<b>\$54,545</b>
<b>Washington County</b>					
Administrative/Overhead Costs	---	---	---	1,220	1,220
John Kaul	47,050	---	---	---	47,050
<b>Total</b>	<b>\$47,050</b>	<b>\$---</b>	<b>\$---</b>	<b>\$1,220</b>	<b>\$48,270</b>
<b>West Central Minnesota Emergency Medical Services Corp.</b>					
Doyle Consulting	6,000	---	---	---	6,000
<b>Total</b>	<b>\$6,000</b>	<b>\$---</b>	<b>\$---</b>	<b>\$---</b>	<b>\$6,000</b>
<b>West Metro Education Program 6069</b>					
Amundson Strategies, LLC	19,000	---	174	---	19,174
<b>Total</b>	<b>\$19,000</b>	<b>\$---</b>	<b>\$174</b>	<b>\$---</b>	<b>\$19,174</b>
<b>Western Lake Superior Sanitary District</b>					
Administrative/Overhead Costs	---	---	---	21,883	21,883
Fryberger, Buchanan, Smith, and Frederick	21,650	---	234	---	21,884
<b>Total</b>	<b>\$21,650</b>	<b>\$---</b>	<b>\$234</b>	<b>\$21,883</b>	<b>\$43,767</b>
<b>Western Minnesota Municipal Power Agency</b>					
Deborah Birgen	---	30,492	785	---	31,277
Flaherty and Hood, P.A.	53,106	---	---	---	53,106
Fredrikson and Byron, P.A.	22,000	---	---	---	22,000
<b>Total</b>	<b>\$75,106</b>	<b>\$30,492</b>	<b>\$785</b>	<b>\$---</b>	<b>\$106,383</b>
<b>Total for All Entities</b>	<b>\$2,593,492</b>	<b>\$1,238,036</b>	<b>\$50,161</b>	<b>\$114,269</b>	<b>\$3,995,958</b>

\*Costs related to the furtherance of the lobbying effort such as overhead, administration, research, analysis, and communication.

\*\*Totals may not equal the summed individual entries due to rounding.

**Table 5**  
**2011 Lobbying Expenditures Paid With Association Dues**  
**Listed by Entity**

<b>Name of Entity (County)</b> <b>Association Name</b>	<b>Total Local Government Dues</b>	<b>Proportion of Dues Used for Lobbying</b>	<b>Total Dues Used for Lobbying</b>
<b>160 - Minnesota State Academies</b>			
Minnesota Rural Education Association	600	40.0%	240
<b>Total for Entity</b>	<b>\$600</b>		<b>\$240</b>
<b>6004 - Freshwater Education District</b>			
Minnesota Rural Education Association	600	40.0%	240
<b>Total for Entity</b>	<b>\$600</b>		<b>\$240</b>
<b>Aastad Township (Otter Tail)</b>			
Minnesota Association of Townships	309	7.0%	22
<b>Total for Entity</b>	<b>\$309</b>		<b>\$22</b>
<b>Acoma Township (McLeod)</b>			
Minnesota Association of Townships	688	7.0%	48
<b>Total for Entity</b>	<b>\$688</b>		<b>\$48</b>
<b>Acton Township (Meeker)</b>			
Minnesota Association of Townships	413	7.0%	29
<b>Total for Entity</b>	<b>\$413</b>		<b>\$29</b>
<b>Adams Township (Mower)</b>			
Minnesota Association of Townships	441	7.0%	31
<b>Total for Entity</b>	<b>\$441</b>		<b>\$31</b>
<b>Adrian Township (Watonwan)</b>			
Minnesota Association of Townships	301	7.0%	21
<b>Total for Entity</b>	<b>\$301</b>		<b>\$21</b>
<b>Aetna Township (Pipestone)</b>			
Minnesota Association of Townships	309	7.0%	22
<b>Total for Entity</b>	<b>\$309</b>		<b>\$22</b>
<b>Agassiz Township (Lac qui Parle)</b>			
Minnesota Association of Townships	289	7.0%	20
<b>Total for Entity</b>	<b>\$289</b>		<b>\$20</b>
<b>Agder Township (Marshall)</b>			
Minnesota Association of Townships	293	7.0%	21
<b>Total for Entity</b>	<b>\$293</b>		<b>\$21</b>

**Table 5**  
**2011 Lobbying Expenditures Paid With Association Dues**  
**Listed by Entity**

<b>Name of Entity (County)</b> <b>Association Name</b>	<b>Total Local Government Dues</b>	<b>Proportion of Dues Used for Lobbying</b>	<b>Total Dues Used for Lobbying</b>
<b>Agram Township (Morrison)</b>			
Minnesota Association of Townships	463	7.0%	32
<b>Total for Entity</b>	<b>\$463</b>		<b>\$32</b>
<b>Aitkin County</b>			
Arrowhead Counties Association	2,400	64.0%	1,536
Association of Minnesota Counties	9,150	22.6%	2,068
Minnesota Rural Counties Caucus	2,100	50.0%	1,050
<b>Total for Entity</b>	<b>\$13,650</b>		<b>\$4,654</b>
<b>Aitkin County Soil and Water Conservation District</b>			
Minnesota Association of Soil & Water Conservation Districts	2,795	27.6%	771
<b>Total for Entity</b>	<b>\$2,795</b>		<b>\$771</b>
<b>Aitkin Township (Aitkin)</b>			
Minnesota Association of Townships	478	7.0%	33
<b>Total for Entity</b>	<b>\$478</b>		<b>\$33</b>
<b>Akeley Township (Hubbard)</b>			
Minnesota Association of Townships	451	7.0%	32
<b>Total for Entity</b>	<b>\$451</b>		<b>\$32</b>
<b>Akron Township (Big Stone)</b>			
Minnesota Association of Townships	309	7.0%	22
<b>Total for Entity</b>	<b>\$309</b>		<b>\$22</b>
<b>Akron Township (Wilkin)</b>			
Minnesota Association of Townships	297	7.0%	21
<b>Total for Entity</b>	<b>\$297</b>		<b>\$21</b>
<b>Alango Township (Saint Louis)</b>			
Minnesota Association of Townships	395	7.0%	28
<b>Total for Entity</b>	<b>\$395</b>		<b>\$28</b>
<b>Alaska Township (Beltrami)</b>			
Minnesota Association of Townships	311	7.0%	22
<b>Total for Entity</b>	<b>\$311</b>		<b>\$22</b>

**Table 5**  
**2011 Lobbying Expenditures Paid With Association Dues**  
**Listed by Entity**

<b>Name of Entity (County)</b> <b>Association Name</b>	<b>Total Local Government Dues</b>	<b>Proportion of Dues Used for Lobbying</b>	<b>Total Dues Used for Lobbying</b>
<b>Alba Township (Jackson)</b>			
Minnesota Association of Townships	312	7.0%	22
<b>Total for Entity</b>	<b>\$312</b>		<b>\$22</b>
<b>Albany Township (Stearns)</b>			
Minnesota Association of Townships	546	7.0%	38
<b>Total for Entity</b>	<b>\$546</b>		<b>\$38</b>
<b>Albert Lea Township (Freeborn)</b>			
League of Minnesota Cities	691	10.5%	73
Minnesota Association of Townships	475	7.0%	33
<b>Total for Entity</b>	<b>\$1,166</b>		<b>\$106</b>
<b>Alberta Township (Benton)</b>			
Minnesota Association of Townships	529	7.0%	37
<b>Total for Entity</b>	<b>\$529</b>		<b>\$37</b>
<b>Albin Township (Brown)</b>			
Minnesota Association of Townships	404	7.0%	28
<b>Total for Entity</b>	<b>\$404</b>		<b>\$28</b>
<b>Albion Township (Wright)</b>			
Minnesota Association of Townships	682	7.0%	48
<b>Total for Entity</b>	<b>\$682</b>		<b>\$48</b>
<b>Alborn Township (Saint Louis)</b>			
Minnesota Association of Townships	419	7.0%	29
<b>Total for Entity</b>	<b>\$419</b>		<b>\$29</b>
<b>Alden Township (Freeborn)</b>			
Minnesota Association of Townships	408	7.0%	29
<b>Total for Entity</b>	<b>\$408</b>		<b>\$29</b>
<b>Alden Township (Saint Louis)</b>			
Minnesota Association of Townships	317	7.0%	22
<b>Total for Entity</b>	<b>\$317</b>		<b>\$22</b>
<b>Aldrich Township (Wadena)</b>			
Minnesota Association of Townships	431	7.0%	30
<b>Total for Entity</b>	<b>\$431</b>		<b>\$30</b>

**Table 5**  
**2011 Lobbying Expenditures Paid With Association Dues**  
**Listed by Entity**

<b>Name of Entity (County)</b> <b>Association Name</b>	<b>Total Local Government Dues</b>	<b>Proportion of Dues Used for Lobbying</b>	<b>Total Dues Used for Lobbying</b>
<b>Alexandria Lake Area Sanitary District</b>			
League of Minnesota Cities	1,488	10.5%	156
Minnesota Environmental Science & Economic Review Board	7,392	25.5%	1,885
<b>Total for Entity</b>	<b>\$8,880</b>		<b>\$2,041</b>
<b>Alexandria Township (Douglas)</b>			
Minnesota Association of Townships	1,156	7.0%	81
<b>Total for Entity</b>	<b>\$1,156</b>		<b>\$81</b>
<b>Alfsborg Township (Sibley)</b>			
Minnesota Association of Townships	414	7.0%	29
<b>Total for Entity</b>	<b>\$414</b>		<b>\$29</b>
<b>Alliance Township (Clay)</b>			
Minnesota Association of Townships	320	7.0%	22
<b>Total for Entity</b>	<b>\$320</b>		<b>\$22</b>
<b>Alma Township (Marshall)</b>			
Minnesota Association of Townships	290	7.0%	20
<b>Total for Entity</b>	<b>\$290</b>		<b>\$20</b>
<b>Almond Township (Big Stone)</b>			
Minnesota Association of Townships	300	7.0%	21
<b>Total for Entity</b>	<b>\$300</b>		<b>\$21</b>
<b>Alta Vista Township (Lincoln)</b>			
Minnesota Association of Townships	314	7.0%	22
<b>Total for Entity</b>	<b>\$314</b>		<b>\$22</b>
<b>Alton Township (Waseca)</b>			
Minnesota Association of Townships	440	7.0%	31
<b>Total for Entity</b>	<b>\$440</b>		<b>\$31</b>
<b>Altona Township (Pipestone)</b>			
Minnesota Association of Townships	310	7.0%	22
<b>Total for Entity</b>	<b>\$310</b>		<b>\$22</b>
<b>Alvwood Township (Itasca)</b>			
Minnesota Association of Townships	285	7.0%	20
<b>Total for Entity</b>	<b>\$285</b>		<b>\$20</b>



**Table 5**  
**2011 Lobbying Expenditures Paid With Association Dues**  
**Listed by Entity**

<b>Name of Entity (County)</b> <b>Association Name</b>	<b>Total Local Government Dues</b>	<b>Proportion of Dues Used for Lobbying</b>	<b>Total Dues Used for Lobbying</b>
<b>Amador Township (Chisago)</b>			
Minnesota Association of Townships	534	7.0%	37
<b>Total for Entity</b>	<b>\$534</b>		<b>\$37</b>
<b>Amboy Township (Cottonwood)</b>			
Minnesota Association of Townships	300	7.0%	21
<b>Total for Entity</b>	<b>\$300</b>		<b>\$21</b>
<b>Amherst Township (Fillmore)</b>			
Minnesota Association of Townships	428	7.0%	30
<b>Total for Entity</b>	<b>\$428</b>		<b>\$30</b>
<b>Amiret Township (Lyon)</b>			
Minnesota Association of Townships	315	7.0%	22
<b>Total for Entity</b>	<b>\$315</b>		<b>\$22</b>
<b>Amo Township (Cottonwood)</b>			
Minnesota Association of Townships	301	7.0%	21
<b>Total for Entity</b>	<b>\$301</b>		<b>\$21</b>
<b>Amor Township (Otter Tail)</b>			
Minnesota Association of Townships	454	7.0%	32
<b>Total for Entity</b>	<b>\$454</b>		<b>\$32</b>
<b>Andover Township (Polk)</b>			
Minnesota Association of Townships	302	7.0%	21
<b>Total for Entity</b>	<b>\$302</b>		<b>\$21</b>
<b>Andrea Township (Wilkin)</b>			
Minnesota Association of Townships	281	7.0%	20
<b>Total for Entity</b>	<b>\$281</b>		<b>\$20</b>
<b>Angora Township (Saint Louis)</b>			
Minnesota Association of Townships	324	7.0%	23
<b>Total for Entity</b>	<b>\$324</b>		<b>\$23</b>
<b>Angus Township (Polk)</b>			
Minnesota Association of Townships	291	7.0%	20
<b>Total for Entity</b>	<b>\$291</b>		<b>\$20</b>

**Table 5**  
**2011 Lobbying Expenditures Paid With Association Dues**  
**Listed by Entity**

<b>Name of Entity (County)</b> <b>Association Name</b>	<b>Total Local Government Dues</b>	<b>Proportion of Dues Used for Lobbying</b>	<b>Total Dues Used for Lobbying</b>
<b>Ann Lake Township (Kanabec)</b>			
Minnesota Association of Townships	431	7.0%	30
<b>Total for Entity</b>	<b>\$431</b>		<b>\$30</b>
<b>Ann Township (Cottonwood)</b>			
Minnesota Association of Townships	307	7.0%	21
<b>Total for Entity</b>	<b>\$307</b>		<b>\$21</b>
<b>Anoka County</b>			
Association of Minnesota Counties	43,191	22.6%	9,761
Minnesota Inter-County Association	77,778	49.0%	38,111
North Metro Crossing Coalition	4,900	100.0%	4,900
North Metro Mayors Association	5,000	55.0%	2,750
<b>Total for Entity</b>	<b>\$130,869</b>		<b>\$55,522</b>
<b>Anoka Housing and Redevelopment Authority</b>			
League of Minnesota Cities	1,488	10.5%	156
<b>Total for Entity</b>	<b>\$1,488</b>		<b>\$156</b>
<b>Anoka Soil and Water Conservation District</b>			
League of Minnesota Cities	1,488	10.5%	156
Minnesota Association of Soil & Water Conservation Districts	2,795	27.6%	771
<b>Total for Entity</b>	<b>\$4,283</b>		<b>\$927</b>
<b>Ansel Township (Cass)</b>			
Minnesota Association of Townships	291	7.0%	20
<b>Total for Entity</b>	<b>\$291</b>		<b>\$20</b>
<b>Anthony Township (Norman)</b>			
Minnesota Association of Townships	286	7.0%	20
<b>Total for Entity</b>	<b>\$286</b>		<b>\$20</b>
<b>Antrim Township (Watonwan)</b>			
Minnesota Association of Townships	396	7.0%	28
<b>Total for Entity</b>	<b>\$396</b>		<b>\$28</b>
<b>Appleton Township (Swift)</b>			
Minnesota Association of Townships	315	7.0%	22
<b>Total for Entity</b>	<b>\$315</b>		<b>\$22</b>

**Table 5**  
**2011 Lobbying Expenditures Paid With Association Dues**  
**Listed by Entity**

<b>Name of Entity (County)</b> <b>Association Name</b>	<b>Total Local Government Dues</b>	<b>Proportion of Dues Used for Lobbying</b>	<b>Total Dues Used for Lobbying</b>
<b>Arago Township (Hubbard)</b>			
Minnesota Association of Townships	457	7.0%	32
<b>Total for Entity</b>	<b>\$457</b>		<b>\$32</b>
<b>Arbo Township (Itasca)</b>			
Minnesota Association of Townships	528	7.0%	37
<b>Total for Entity</b>	<b>\$528</b>		<b>\$37</b>
<b>Arctander Township (Kandiyohi)</b>			
Minnesota Association of Townships	424	7.0%	30
<b>Total for Entity</b>	<b>\$424</b>		<b>\$30</b>
<b>Ardenhurst Township (Itasca)</b>			
Minnesota Association of Townships	309	7.0%	22
<b>Total for Entity</b>	<b>\$309</b>		<b>\$22</b>
<b>Arena Township (Lac qui Parle)</b>			
Minnesota Association of Townships	298	7.0%	21
<b>Total for Entity</b>	<b>\$298</b>		<b>\$21</b>
<b>Arendahl Township (Fillmore)</b>			
Minnesota Association of Townships	411	7.0%	29
<b>Total for Entity</b>	<b>\$411</b>		<b>\$29</b>
<b>Arlington Township (Sibley)</b>			
Minnesota Association of Townships	457	7.0%	32
<b>Total for Entity</b>	<b>\$457</b>		<b>\$32</b>
<b>Arlone Township (Pine)</b>			
Minnesota Association of Townships	420	7.0%	29
<b>Total for Entity</b>	<b>\$420</b>		<b>\$29</b>
<b>Arna Township (Pine)</b>			
Minnesota Association of Townships	288	7.0%	20
<b>Total for Entity</b>	<b>\$288</b>		<b>\$20</b>
<b>Arrowhead Township (Saint Louis)</b>			
Minnesota Association of Townships	323	7.0%	23
<b>Total for Entity</b>	<b>\$323</b>		<b>\$23</b>

**Table 5**  
**2011 Lobbying Expenditures Paid With Association Dues**  
**Listed by Entity**

<b>Name of Entity (County)</b> <b>Association Name</b>	<b>Total Local Government Dues</b>	<b>Proportion of Dues Used for Lobbying</b>	<b>Total Dues Used for Lobbying</b>
<b>Arthur Township (Kanabec)</b>			
Minnesota Association of Townships	813	7.0%	57
<b>Total for Entity</b>	<b>\$813</b>		<b>\$57</b>
<b>Arthur Township (Traverse)</b>			
Minnesota Association of Townships	290	7.0%	20
<b>Total for Entity</b>	<b>\$290</b>		<b>\$20</b>
<b>Artichoke Township (Big Stone)</b>			
Minnesota Association of Townships	290	7.0%	20
<b>Total for Entity</b>	<b>\$290</b>		<b>\$20</b>
<b>Arveson Township (Kittson)</b>			
Minnesota Association of Townships	289	7.0%	20
<b>Total for Entity</b>	<b>\$289</b>		<b>\$20</b>
<b>Ash Lake Township (Lincoln)</b>			
Minnesota Association of Townships	303	7.0%	21
<b>Total for Entity</b>	<b>\$303</b>		<b>\$21</b>
<b>Ashland Township (Dodge)</b>			
Minnesota Association of Townships	418	7.0%	29
<b>Total for Entity</b>	<b>\$418</b>		<b>\$29</b>
<b>Ashley Township (Stearns)</b>			
Minnesota Association of Townships	325	7.0%	23
<b>Total for Entity</b>	<b>\$325</b>		<b>\$23</b>
<b>Athens Township (Isanti)</b>			
Minnesota Association of Townships	940	7.0%	66
<b>Total for Entity</b>	<b>\$940</b>		<b>\$66</b>
<b>Atherton Township (Wilkin)</b>			
Minnesota Association of Townships	297	7.0%	21
<b>Total for Entity</b>	<b>\$297</b>		<b>\$21</b>
<b>Atkinson Township (Carlton)</b>			
Minnesota Association of Townships	418	7.0%	29
<b>Total for Entity</b>	<b>\$418</b>		<b>\$29</b>

**Table 5**  
**2011 Lobbying Expenditures Paid With Association Dues**  
**Listed by Entity**

<b>Name of Entity (County)</b> <b>Association Name</b>	<b>Total Local Government Dues</b>	<b>Proportion of Dues Used for Lobbying</b>	<b>Total Dues Used for Lobbying</b>
<b>Atlanta Township (Becker)</b>			
Minnesota Association of Townships	291	7.0%	20
<b>Total for Entity</b>	<b>\$291</b>		<b>\$20</b>
<b>Audubon Township (Becker)</b>			
Minnesota Association of Townships	443	7.0%	31
<b>Total for Entity</b>	<b>\$443</b>		<b>\$31</b>
<b>Augsburg Township (Marshall)</b>			
Minnesota Association of Townships	291	7.0%	20
<b>Total for Entity</b>	<b>\$291</b>		<b>\$20</b>
<b>Augusta Township (Lac qui Parle)</b>			
Minnesota Association of Townships	293	7.0%	21
<b>Total for Entity</b>	<b>\$293</b>		<b>\$21</b>
<b>Ault Township (Saint Louis)</b>			
Minnesota Association of Townships	296	7.0%	21
<b>Total for Entity</b>	<b>\$296</b>		<b>\$21</b>
<b>Aurdal Township (Otter Tail)</b>			
Minnesota Association of Townships	723	7.0%	51
<b>Total for Entity</b>	<b>\$723</b>		<b>\$51</b>
<b>Aurora Township (Steele)</b>			
Minnesota Association of Townships	469	7.0%	33
<b>Total for Entity</b>	<b>\$469</b>		<b>\$33</b>
<b>Austin Township (Mower)</b>			
Minnesota Association of Townships	703	7.0%	49
<b>Total for Entity</b>	<b>\$703</b>		<b>\$49</b>
<b>Automba Township (Carlton)</b>			
Minnesota Association of Townships	304	7.0%	21
<b>Total for Entity</b>	<b>\$304</b>		<b>\$21</b>
<b>Avon Township (Stearns)</b>			
Minnesota Association of Townships	887	7.0%	62
<b>Total for Entity</b>	<b>\$887</b>		<b>\$62</b>

**Table 5**  
**2011 Lobbying Expenditures Paid With Association Dues**  
**Listed by Entity**

<b>Name of Entity (County)</b> <b>Association Name</b>	<b>Total Local Government Dues</b>	<b>Proportion of Dues Used for Lobbying</b>	<b>Total Dues Used for Lobbying</b>
<b>Badger Township (Polk)</b>			
Minnesota Association of Townships	304	7.0%	21
<b>Total for Entity</b>	<b>\$304</b>		<b>\$21</b>
<b>Badoura Township (Hubbard)</b>			
Minnesota Association of Townships	291	7.0%	20
<b>Total for Entity</b>	<b>\$291</b>		<b>\$20</b>
<b>Baker Township (Stevens)</b>			
Minnesota Association of Townships	302	7.0%	21
<b>Total for Entity</b>	<b>\$302</b>		<b>\$21</b>
<b>Baldwin Township (Sherburne)</b>			
Minnesota Association of Townships	1,874	7.0%	131
<b>Total for Entity</b>	<b>\$1,874</b>		<b>\$131</b>
<b>Balkan Township (Saint Louis)</b>			
Minnesota Association of Townships	508	7.0%	36
<b>Total for Entity</b>	<b>\$508</b>		<b>\$36</b>
<b>Ball Bluff Township (Aitkin)</b>			
Minnesota Association of Townships	413	7.0%	29
<b>Total for Entity</b>	<b>\$413</b>		<b>\$29</b>
<b>Balsam Township (Aitkin)</b>			
Minnesota Association of Townships	279	7.0%	20
<b>Total for Entity</b>	<b>\$279</b>		<b>\$20</b>
<b>Balsam Township (Itasca)</b>			
Minnesota Association of Townships	462	7.0%	32
<b>Total for Entity</b>	<b>\$462</b>		<b>\$32</b>
<b>Bancroft Township (Freeborn)</b>			
Minnesota Association of Townships	560	7.0%	39
<b>Total for Entity</b>	<b>\$560</b>		<b>\$39</b>
<b>Bandon Township (Renville)</b>			
Minnesota Association of Townships	311	7.0%	22
<b>Total for Entity</b>	<b>\$311</b>		<b>\$22</b>

**Table 5**  
**2011 Lobbying Expenditures Paid With Association Dues**  
**Listed by Entity**

<b>Name of Entity (County)</b> <b>Association Name</b>	<b>Total Local Government Dues</b>	<b>Proportion of Dues Used for Lobbying</b>	<b>Total Dues Used for Lobbying</b>
<b>Bangor Township (Pope)</b>			
Minnesota Association of Townships	316	7.0%	22
<b>Total for Entity</b>	<b>\$316</b>		<b>\$22</b>
<b>Banning Junction Area Water and Sanitary Sewer District</b>			
League of Minnesota Cities	1,488	10.5%	156
<b>Total for Entity</b>	<b>\$1,488</b>		<b>\$156</b>
<b>Barber Township (Faribault)</b>			
Minnesota Association of Townships	324	7.0%	23
<b>Total for Entity</b>	<b>\$324</b>		<b>\$23</b>
<b>Barclay Township (Cass)</b>			
Minnesota Association of Townships	450	7.0%	32
<b>Total for Entity</b>	<b>\$450</b>		<b>\$32</b>
<b>Barnesville Township (Clay)</b>			
Minnesota Association of Townships	301	7.0%	21
<b>Total for Entity</b>	<b>\$301</b>		<b>\$21</b>
<b>Barnett Township (Roseau)</b>			
Minnesota Association of Townships	304	7.0%	21
<b>Total for Entity</b>	<b>\$304</b>		<b>\$21</b>
<b>Barnum Township (Carlton)</b>			
Minnesota Association of Townships	643	7.0%	45
<b>Total for Entity</b>	<b>\$643</b>		<b>\$45</b>
<b>Barry Township (Pine)</b>			
Minnesota Association of Townships	466	7.0%	33
<b>Total for Entity</b>	<b>\$466</b>		<b>\$33</b>
<b>Barsness Township (Pope)</b>			
Minnesota Association of Townships	302	7.0%	21
<b>Total for Entity</b>	<b>\$302</b>		<b>\$21</b>
<b>Bartlett Township (Todd)</b>			
Minnesota Association of Townships	414	7.0%	29
<b>Total for Entity</b>	<b>\$414</b>		<b>\$29</b>

**Table 5**  
**2011 Lobbying Expenditures Paid With Association Dues**  
**Listed by Entity**

<b>Name of Entity (County)</b> <b>Association Name</b>	<b>Total Local Government Dues</b>	<b>Proportion of Dues Used for Lobbying</b>	<b>Total Dues Used for Lobbying</b>
<b>Barto Township (Roseau)</b>			
Minnesota Association of Townships	299	7.0%	21
<b>Total for Entity</b>	<b>\$299</b>		<b>\$21</b>
<b>Bashaw Township (Brown)</b>			
Minnesota Association of Townships	320	7.0%	22
<b>Total for Entity</b>	<b>\$320</b>		<b>\$22</b>
<b>Bassett Township (Saint Louis)</b>			
Minnesota Association of Townships	278	7.0%	19
<b>Total for Entity</b>	<b>\$278</b>		<b>\$19</b>
<b>Bath Township (Freeborn)</b>			
Minnesota Association of Townships	438	7.0%	31
<b>Total for Entity</b>	<b>\$438</b>		<b>\$31</b>
<b>Battle Plain Township (Rock)</b>			
Minnesota Association of Townships	324	7.0%	23
<b>Total for Entity</b>	<b>\$324</b>		<b>\$23</b>
<b>Baxter Township (Lac qui Parle)</b>			
Minnesota Association of Townships	313	7.0%	22
<b>Total for Entity</b>	<b>\$313</b>		<b>\$22</b>
<b>Bay Lake Township (Crow Wing)</b>			
Minnesota Association of Townships	550	7.0%	38
<b>Total for Entity</b>	<b>\$550</b>		<b>\$38</b>
<b>Baytown Township (Washington)</b>			
Minnesota Association of Townships	805	7.0%	56
<b>Total for Entity</b>	<b>\$805</b>		<b>\$56</b>
<b>Bear Creek Township (Clearwater)</b>			
Minnesota Association of Townships	295	7.0%	21
<b>Total for Entity</b>	<b>\$295</b>		<b>\$21</b>
<b>Bear Park Township (Norman)</b>			
Minnesota Association of Townships	313	7.0%	22
<b>Total for Entity</b>	<b>\$313</b>		<b>\$22</b>



**Table 5**  
**2011 Lobbying Expenditures Paid With Association Dues**  
**Listed by Entity**

<b>Name of Entity (County)</b> <b>Association Name</b>	<b>Total Local Government Dues</b>	<b>Proportion of Dues Used for Lobbying</b>	<b>Total Dues Used for Lobbying</b>
<b>Bearville Township (Itasca)</b>			
Minnesota Association of Townships	311	7.0%	22
<b>Total for Entity</b>	<b>\$311</b>		<b>\$22</b>
<b>Beatty Township (Saint Louis)</b>			
Minnesota Association of Townships	422	7.0%	30
<b>Total for Entity</b>	<b>\$422</b>		<b>\$30</b>
<b>Beauford Township (Blue Earth)</b>			
Minnesota Association of Townships	434	7.0%	30
<b>Total for Entity</b>	<b>\$434</b>		<b>\$30</b>
<b>Beaulieu Township (Mahnomen)</b>			
Minnesota Association of Townships	290	7.0%	20
<b>Total for Entity</b>	<b>\$290</b>		<b>\$20</b>
<b>Beaver Bay Township (Lake)</b>			
Minnesota Association of Townships	460	7.0%	32
<b>Total for Entity</b>	<b>\$460</b>		<b>\$32</b>
<b>Beaver Creek Township (Rock)</b>			
Minnesota Association of Townships	419	7.0%	29
<b>Total for Entity</b>	<b>\$419</b>		<b>\$29</b>
<b>Beaver Falls Township (Renville)</b>			
Minnesota Association of Townships	408	7.0%	29
<b>Total for Entity</b>	<b>\$408</b>		<b>\$29</b>
<b>Beaver Township (Aitkin)</b>			
Minnesota Association of Townships	284	7.0%	20
<b>Total for Entity</b>	<b>\$284</b>		<b>\$20</b>
<b>Beaver Township (Fillmore)</b>			
Minnesota Association of Townships	321	7.0%	22
<b>Total for Entity</b>	<b>\$321</b>		<b>\$22</b>
<b>Beaver Township (Roseau)</b>			
Minnesota Association of Townships	294	7.0%	21
<b>Total for Entity</b>	<b>\$294</b>		<b>\$21</b>

**Table 5**  
**2011 Lobbying Expenditures Paid With Association Dues**  
**Listed by Entity**

Name of Entity (County) Association Name	Total Local Government Dues	Proportion of Dues Used for Lobbying	Total Dues Used for Lobbying
<b>Becker County</b>			
Association of Minnesota Counties	12,869	22.6%	2,908
<b>Total for Entity</b>	<b>\$12,869</b>		<b>\$2,908</b>
<b>Becker Soil and Water Conservation District</b>			
Minnesota Association of Soil & Water Conservation Districts	2,795	27.6%	771
<b>Total for Entity</b>	<b>\$2,795</b>		<b>\$771</b>
<b>Becker Township (Cass)</b>			
Minnesota Association of Townships	462	7.0%	32
<b>Total for Entity</b>	<b>\$462</b>		<b>\$32</b>
<b>Becker Township (Sherburne)</b>			
Minnesota Association of Townships	1,418	7.0%	99
<b>Total for Entity</b>	<b>\$1,418</b>		<b>\$99</b>
<b>Bejou Township (Mahnomen)</b>			
Minnesota Association of Townships	290	7.0%	20
<b>Total for Entity</b>	<b>\$290</b>		<b>\$20</b>
<b>Belfast Township (Murray)</b>			
Minnesota Association of Townships	314	7.0%	22
<b>Total for Entity</b>	<b>\$314</b>		<b>\$22</b>
<b>Belgium Township (Polk)</b>			
Minnesota Association of Townships	294	7.0%	21
<b>Total for Entity</b>	<b>\$294</b>		<b>\$21</b>
<b>Belgrade Township (Nicollet)</b>			
Highway 14 Partnership	55	63.6%	35
Minnesota Association of Townships	634	7.0%	44
<b>Total for Entity</b>	<b>\$689</b>		<b>\$79</b>
<b>Belle Creek Township (Goodhue)</b>			
Minnesota Association of Townships	440	7.0%	31
<b>Total for Entity</b>	<b>\$440</b>		<b>\$31</b>
<b>Belle Plaine Township (Scott)</b>			
Minnesota Association of Townships	553	7.0%	39
<b>Total for Entity</b>	<b>\$553</b>		<b>\$39</b>

**Table 5**  
**2011 Lobbying Expenditures Paid With Association Dues**  
**Listed by Entity**

<b>Name of Entity (County)</b> <b>Association Name</b>	<b>Total Local Government Dues</b>	<b>Proportion of Dues Used for Lobbying</b>	<b>Total Dues Used for Lobbying</b>
<b>Belle Prairie Township (Morrison)</b>			
Minnesota Association of Townships	679	7.0%	48
<b>Total for Entity</b>	<b>\$679</b>		<b>\$48</b>
<b>Belle River Township (Douglas)</b>			
Minnesota Association of Townships	420	7.0%	29
<b>Total for Entity</b>	<b>\$420</b>		<b>\$29</b>
<b>Bellevue Township (Morrison)</b>			
Minnesota Association of Townships	659	7.0%	46
<b>Total for Entity</b>	<b>\$659</b>		<b>\$46</b>
<b>Belmont Township (Jackson)</b>			
Minnesota Association of Townships	315	7.0%	22
<b>Total for Entity</b>	<b>\$315</b>		<b>\$22</b>
<b>Beltrami County</b>			
Association of Minnesota Counties	14,496	22.6%	3,276
Minnesota Rural Counties Caucus	2,100	50.0%	1,050
<b>Total for Entity</b>	<b>\$16,596</b>		<b>\$4,326</b>
<b>Beltrami Soil and Water Conservation District</b>			
Minnesota Association of Soil & Water Conservation Districts	1,375	27.6%	380
<b>Total for Entity</b>	<b>\$1,375</b>		<b>\$380</b>
<b>Belvidere Township (Goodhue)</b>			
Minnesota Association of Townships	440	7.0%	31
<b>Total for Entity</b>	<b>\$440</b>		<b>\$31</b>
<b>Bemidji Township (Beltrami)</b>			
Minnesota Association of Townships	1,090	7.0%	76
<b>Total for Entity</b>	<b>\$1,090</b>		<b>\$76</b>
<b>Ben Wade Township (Pope)</b>			
Minnesota Association of Townships	318	7.0%	22
<b>Total for Entity</b>	<b>\$318</b>		<b>\$22</b>
<b>Bennington Township (Mower)</b>			
Minnesota Association of Townships	307	7.0%	21
<b>Total for Entity</b>	<b>\$307</b>		<b>\$21</b>

**Table 5**  
**2011 Lobbying Expenditures Paid With Association Dues**  
**Listed by Entity**

<b>Name of Entity (County)</b> <b>Association Name</b>	<b>Total Local Government Dues</b>	<b>Proportion of Dues Used for Lobbying</b>	<b>Total Dues Used for Lobbying</b>
<b>Benson Township (Swift)</b>			
Minnesota Association of Townships	416	7.0%	29
<b>Total for Entity</b>	<b>\$416</b>		<b>\$29</b>
<b>Benton County</b>			
Association of Minnesota Counties	13,662	22.6%	3,088
Minnesota Inter-County Association	9,039	49.0%	4,429
<b>Total for Entity</b>	<b>\$22,701</b>		<b>\$7,517</b>
<b>Benton Soil and Water Conservation District</b>			
Minnesota Association of Soil & Water Conservation Districts	2,795	27.6%	771
<b>Total for Entity</b>	<b>\$2,795</b>		<b>\$771</b>
<b>Benton Township (Carver)</b>			
Minnesota Association of Townships	539	7.0%	38
<b>Total for Entity</b>	<b>\$539</b>		<b>\$38</b>
<b>Benville Township (Beltrami)</b>			
Minnesota Association of Townships	288	7.0%	20
<b>Total for Entity</b>	<b>\$288</b>		<b>\$20</b>
<b>Bergen Township (McLeod)</b>			
Minnesota Association of Townships	631	7.0%	44
<b>Total for Entity</b>	<b>\$631</b>		<b>\$44</b>
<b>Berlin Township (Steele)</b>			
Minnesota Association of Townships	453	7.0%	32
<b>Total for Entity</b>	<b>\$453</b>		<b>\$32</b>
<b>Bernadotte Township (Nicollet)</b>			
Minnesota Association of Townships	415	7.0%	29
<b>Total for Entity</b>	<b>\$415</b>		<b>\$29</b>
<b>Bertha Township (Todd)</b>			
Minnesota Association of Townships	419	7.0%	29
<b>Total for Entity</b>	<b>\$419</b>		<b>\$29</b>
<b>Beseman Township (Carlton)</b>			
Minnesota Association of Townships	309	7.0%	22
<b>Total for Entity</b>	<b>\$309</b>		<b>\$22</b>

**Table 5**  
**2011 Lobbying Expenditures Paid With Association Dues**  
**Listed by Entity**

<b>Name of Entity (County)</b> <b>Association Name</b>	<b>Total Local Government Dues</b>	<b>Proportion of Dues Used for Lobbying</b>	<b>Total Dues Used for Lobbying</b>
<b>Beulah Township (Cass)</b>			
Minnesota Association of Townships	284	7.0%	20
<b>Total for Entity</b>	<b>\$284</b>		<b>\$20</b>
<b>Big Bend Township (Chippewa)</b>			
Minnesota Association of Townships	317	7.0%	22
<b>Total for Entity</b>	<b>\$317</b>		<b>\$22</b>
<b>Big Lake Township (Sherburne)</b>			
Minnesota Association of Townships	2,148	7.0%	150
<b>Total for Entity</b>	<b>\$2,148</b>		<b>\$150</b>
<b>Big Stone County</b>			
Association of Minnesota Counties	4,865	22.6%	1,099
<b>Total for Entity</b>	<b>\$4,865</b>		<b>\$1,099</b>
<b>Big Stone Soil and Water Conservation District</b>			
Minnesota Association of Soil & Water Conservation Districts	1,850	27.6%	511
<b>Total for Entity</b>	<b>\$1,850</b>		<b>\$511</b>
<b>Big Stone Township (Big Stone)</b>			
Minnesota Association of Townships	323	7.0%	23
<b>Total for Entity</b>	<b>\$323</b>		<b>\$23</b>
<b>Big Woods Township (Marshall)</b>			
Minnesota Association of Townships	284	7.0%	20
<b>Total for Entity</b>	<b>\$284</b>		<b>\$20</b>
<b>Bigelow Township (Nobles)</b>			
Minnesota Association of Townships	425	7.0%	30
<b>Total for Entity</b>	<b>\$425</b>		<b>\$30</b>
<b>Bigfork Township (Itasca)</b>			
Minnesota Association of Townships	409	7.0%	29
<b>Total for Entity</b>	<b>\$409</b>		<b>\$29</b>
<b>Birch Cooley Township (Renville)</b>			
Minnesota Association of Townships	321	7.0%	22
<b>Total for Entity</b>	<b>\$321</b>		<b>\$22</b>

**Table 5**  
**2011 Lobbying Expenditures Paid With Association Dues**  
**Listed by Entity**

<b>Name of Entity (County)</b> <b>Association Name</b>	<b>Total Local Government Dues</b>	<b>Proportion of Dues Used for Lobbying</b>	<b>Total Dues Used for Lobbying</b>
<b>Birch Creek Township (Pine)</b>			
Minnesota Association of Townships	313	7.0%	22
<b>Total for Entity</b>	<b>\$313</b>		<b>\$22</b>
<b>Birch Lake Township (Cass)</b>			
Minnesota Association of Townships	461	7.0%	32
<b>Total for Entity</b>	<b>\$461</b>		<b>\$32</b>
<b>Birch Township (Beltrami)</b>			
Minnesota Association of Townships	297	7.0%	21
<b>Total for Entity</b>	<b>\$297</b>		<b>\$21</b>
<b>Birchdale Township (Todd)</b>			
Minnesota Association of Townships	507	7.0%	35
<b>Total for Entity</b>	<b>\$507</b>		<b>\$35</b>
<b>Bird Island Township (Renville)</b>			
Minnesota Association of Townships	324	7.0%	23
<b>Total for Entity</b>	<b>\$324</b>		<b>\$23</b>
<b>Bismarck Township (Sibley)</b>			
Minnesota Association of Townships	405	7.0%	28
<b>Total for Entity</b>	<b>\$405</b>		<b>\$28</b>
<b>Biwabik Township (Saint Louis)</b>			
Minnesota Association of Townships	516	7.0%	36
<b>Total for Entity</b>	<b>\$516</b>		<b>\$36</b>
<b>Black Hammer Township (Houston)</b>			
Minnesota Association of Townships	408	7.0%	29
<b>Total for Entity</b>	<b>\$408</b>		<b>\$29</b>
<b>Black River Township (Pennington)</b>			
Minnesota Association of Townships	291	7.0%	20
<b>Total for Entity</b>	<b>\$291</b>		<b>\$20</b>
<b>Blackberry Township (Itasca)</b>			
Minnesota Association of Townships	507	7.0%	35
<b>Total for Entity</b>	<b>\$507</b>		<b>\$35</b>

**Table 5**  
**2011 Lobbying Expenditures Paid With Association Dues**  
**Listed by Entity**

<b>Name of Entity (County)</b> <b>Association Name</b>	<b>Total Local Government Dues</b>	<b>Proportion of Dues Used for Lobbying</b>	<b>Total Dues Used for Lobbying</b>
<b>Blackhoof Township (Carlton)</b>			
Minnesota Association of Townships	538	7.0%	38
<b>Total for Entity</b>	<b>\$538</b>		<b>\$38</b>
<b>Blakeley Township (Scott)</b>			
Minnesota Association of Townships	446	7.0%	31
<b>Total for Entity</b>	<b>\$446</b>		<b>\$31</b>
<b>Blind Lake Township (Cass)</b>			
Minnesota Association of Townships	288	7.0%	20
<b>Total for Entity</b>	<b>\$288</b>		<b>\$20</b>
<b>Bloom Township (Nobles)</b>			
Minnesota Association of Townships	315	7.0%	22
<b>Total for Entity</b>	<b>\$315</b>		<b>\$22</b>
<b>Bloomer Township (Marshall)</b>			
Minnesota Association of Townships	286	7.0%	20
<b>Total for Entity</b>	<b>\$286</b>		<b>\$20</b>
<b>Bloomfield Township (Fillmore)</b>			
Minnesota Association of Townships	430	7.0%	30
<b>Total for Entity</b>	<b>\$430</b>		<b>\$30</b>
<b>Blooming Grove Township (Waseca)</b>			
Minnesota Association of Townships	455	7.0%	32
<b>Total for Entity</b>	<b>\$455</b>		<b>\$32</b>
<b>Blooming Prairie Township (Steele)</b>			
Minnesota Association of Townships	444	7.0%	31
<b>Total for Entity</b>	<b>\$444</b>		<b>\$31</b>
<b>Blowers Township (Otter Tail)</b>			
Minnesota Association of Townships	408	7.0%	29
<b>Total for Entity</b>	<b>\$408</b>		<b>\$29</b>
<b>Blue Earth City Township (Faribault)</b>			
Minnesota Association of Townships	430	7.0%	30
<b>Total for Entity</b>	<b>\$430</b>		<b>\$30</b>

**Table 5**  
**2011 Lobbying Expenditures Paid With Association Dues**  
**Listed by Entity**

<b>Name of Entity (County)</b> <b>Association Name</b>	<b>Total Local Government Dues</b>	<b>Proportion of Dues Used for Lobbying</b>	<b>Total Dues Used for Lobbying</b>
<b>Blue Earth County</b>			
Association of Minnesota Counties	17,875	22.6%	4,040
Highway 14 Partnership	1,500	63.6%	954
Minnesota Inter-County Association	15,049	49.0%	7,374
<b>Total for Entity</b>	<b>\$34,424</b>		<b>\$12,368</b>
<b>Blue Earth Soil and Water Conservation District</b>			
Minnesota Association of Soil & Water Conservation Districts	2,795	27.6%	771
<b>Total for Entity</b>	<b>\$2,795</b>		<b>\$771</b>
<b>Blue Hill Township (Sherburne)</b>			
Minnesota Association of Townships	790	7.0%	55
<b>Total for Entity</b>	<b>\$790</b>		<b>\$55</b>
<b>Blue Mounds Township (Pope)</b>			
Minnesota Association of Townships	308	7.0%	22
<b>Total for Entity</b>	<b>\$308</b>		<b>\$22</b>
<b>Blueberry Township (Wadena)</b>			
Minnesota Association of Townships	496	7.0%	35
<b>Total for Entity</b>	<b>\$496</b>		<b>\$35</b>
<b>Bluffton Township (Otter Tail)</b>			
Minnesota Association of Townships	431	7.0%	30
<b>Total for Entity</b>	<b>\$431</b>		<b>\$30</b>
<b>Bogus Brook Township (Mille Lacs)</b>			
Minnesota Association of Townships	719	7.0%	50
<b>Total for Entity</b>	<b>\$719</b>		<b>\$50</b>
<b>Bois de Sioux Watershed District</b>			
League of Minnesota Cities	1,488	10.5%	156
Minnesota Association of Watershed Districts	3,500	27.4%	959
<b>Total for Entity</b>	<b>\$4,988</b>		<b>\$1,115</b>
<b>Bondin Township (Murray)</b>			
Minnesota Association of Townships	400	7.0%	28
<b>Total for Entity</b>	<b>\$400</b>		<b>\$28</b>



**Table 5**  
**2011 Lobbying Expenditures Paid With Association Dues**  
**Listed by Entity**

<b>Name of Entity (County)</b> <b>Association Name</b>	<b>Total Local Government Dues</b>	<b>Proportion of Dues Used for Lobbying</b>	<b>Total Dues Used for Lobbying</b>
<b>Boon Lake Township (Renville)</b>			
Minnesota Association of Townships	424	7.0%	30
<b>Total for Entity</b>	<b>\$424</b>		<b>\$30</b>
<b>Borgholm Township (Mille Lacs)</b>			
Minnesota Association of Townships	767	7.0%	54
<b>Total for Entity</b>	<b>\$767</b>		<b>\$54</b>
<b>Bowstring Township (Itasca)</b>			
Minnesota Association of Townships	317	7.0%	22
<b>Total for Entity</b>	<b>\$317</b>		<b>\$22</b>
<b>Boxville Township (Marshall)</b>			
Minnesota Association of Townships	276	7.0%	19
<b>Total for Entity</b>	<b>\$276</b>		<b>\$19</b>
<b>Boy Lake Township (Cass)</b>			
Minnesota Association of Townships	300	7.0%	21
<b>Total for Entity</b>	<b>\$300</b>		<b>\$21</b>
<b>Boy River Township (Cass)</b>			
Minnesota Association of Townships	292	7.0%	20
<b>Total for Entity</b>	<b>\$292</b>		<b>\$20</b>
<b>Bradbury Township (Mille Lacs)</b>			
Minnesota Association of Townships	400	7.0%	28
<b>Total for Entity</b>	<b>\$400</b>		<b>\$28</b>
<b>Bradford Township (Isanti)</b>			
Minnesota Association of Townships	1,227	7.0%	86
<b>Total for Entity</b>	<b>\$1,227</b>		<b>\$86</b>
<b>Bradford Township (Wilkin)</b>			
Minnesota Association of Townships	291	7.0%	20
<b>Total for Entity</b>	<b>\$291</b>		<b>\$20</b>
<b>Brandon Township (Douglas)</b>			
Minnesota Association of Townships	483	7.0%	34
<b>Total for Entity</b>	<b>\$483</b>		<b>\$34</b>

**Table 5**  
**2011 Lobbying Expenditures Paid With Association Dues**  
**Listed by Entity**

<b>Name of Entity (County)</b> <b>Association Name</b>	<b>Total Local Government Dues</b>	<b>Proportion of Dues Used for Lobbying</b>	<b>Total Dues Used for Lobbying</b>
<b>Brandrup Township (Wilkin)</b>			
Minnesota Association of Townships	303	7.0%	21
<b>Total for Entity</b>	<b>\$303</b>		<b>\$21</b>
<b>Brandsvold Township (Polk)</b>			
Minnesota Association of Townships	322	7.0%	23
<b>Total for Entity</b>	<b>\$322</b>		<b>\$23</b>
<b>Brandt Township (Polk)</b>			
Minnesota Association of Townships	281	7.0%	20
<b>Total for Entity</b>	<b>\$281</b>		<b>\$20</b>
<b>Bray Township (Pennington)</b>			
Minnesota Association of Townships	286	7.0%	20
<b>Total for Entity</b>	<b>\$286</b>		<b>\$20</b>
<b>Breckenridge Township (Wilkin)</b>			
Minnesota Association of Townships	311	7.0%	22
<b>Total for Entity</b>	<b>\$311</b>		<b>\$22</b>
<b>Breitung Township (Saint Louis)</b>			
League of Minnesota Cities	649	10.5%	68
Minnesota Association of Townships	477	7.0%	33
<b>Total for Entity</b>	<b>\$1,126</b>		<b>\$101</b>
<b>Bremen Township (Pine)</b>			
Minnesota Association of Townships	404	7.0%	28
<b>Total for Entity</b>	<b>\$404</b>		<b>\$28</b>
<b>Brevator Township (Saint Louis)</b>			
Minnesota Association of Townships	678	7.0%	47
<b>Total for Entity</b>	<b>\$678</b>		<b>\$47</b>
<b>Bridgewater Township (Rice)</b>			
Minnesota Association of Townships	830	7.0%	58
<b>Total for Entity</b>	<b>\$830</b>		<b>\$58</b>
<b>Brighton Township (Nicollet)</b>			
Minnesota Association of Townships	305	7.0%	21
<b>Total for Entity</b>	<b>\$305</b>		<b>\$21</b>

**Table 5**  
**2011 Lobbying Expenditures Paid With Association Dues**  
**Listed by Entity**

<b>Name of Entity (County)</b> <b>Association Name</b>	<b>Total Local Government Dues</b>	<b>Proportion of Dues Used for Lobbying</b>	<b>Total Dues Used for Lobbying</b>
<b>Brislet Township (Polk)</b>			
Minnesota Association of Townships	279	7.0%	20
<b>Total for Entity</b>	<b>\$279</b>		<b>\$20</b>
<b>Bristol Township (Fillmore)</b>			
Minnesota Association of Townships	441	7.0%	31
<b>Total for Entity</b>	<b>\$441</b>		<b>\$31</b>
<b>Brockway Township (Stearns)</b>			
Minnesota Association of Townships	1,002	7.0%	70
<b>Total for Entity</b>	<b>\$1,002</b>		<b>\$70</b>
<b>Brook Park Township (Pine)</b>			
Minnesota Association of Townships	455	7.0%	32
<b>Total for Entity</b>	<b>\$455</b>		<b>\$32</b>
<b>Brookfield Township (Renville)</b>			
Minnesota Association of Townships	298	7.0%	21
<b>Total for Entity</b>	<b>\$298</b>		<b>\$21</b>
<b>Brookville Township (Redwood)</b>			
Minnesota Association of Townships	317	7.0%	22
<b>Total for Entity</b>	<b>\$317</b>		<b>\$22</b>
<b>Brown County</b>			
Association of Minnesota Counties	10,629	22.6%	2,402
Highway 14 Partnership	1,500	63.6%	954
<b>Total for Entity</b>	<b>\$12,129</b>		<b>\$3,356</b>
<b>Brown Soil and Water Conservation District</b>			
Minnesota Association of Soil & Water Conservation Districts	2,781	27.6%	768
<b>Total for Entity</b>	<b>\$2,781</b>		<b>\$768</b>
<b>Browns Creek Township (Red Lake)</b>			
Minnesota Association of Townships	282	7.0%	20
<b>Total for Entity</b>	<b>\$282</b>		<b>\$20</b>

**Table 5**  
**2011 Lobbying Expenditures Paid With Association Dues**  
**Listed by Entity**

<b>Name of Entity (County)</b> <b>Association Name</b>	<b>Total Local Government Dues</b>	<b>Proportion of Dues Used for Lobbying</b>	<b>Total Dues Used for Lobbying</b>
<b>Browns Creek Watershed District</b>			
League of Minnesota Cities	1,488	10.5%	156
Minnesota Association of Watershed Districts	2,402	27.4%	658
<b>Total for Entity</b>	<b>\$3,890</b>		<b>\$814</b>
<b>Browns Valley Township (Big Stone)</b>			
Minnesota Association of Townships	307	7.0%	21
<b>Total for Entity</b>	<b>\$307</b>		<b>\$21</b>
<b>Brownsville Township (Houston)</b>			
Minnesota Association of Townships	439	7.0%	31
<b>Total for Entity</b>	<b>\$439</b>		<b>\$31</b>
<b>Bruce Township (Todd)</b>			
Minnesota Association of Townships	452	7.0%	32
<b>Total for Entity</b>	<b>\$452</b>		<b>\$32</b>
<b>Bruno Township (Pine)</b>			
Minnesota Association of Townships	312	7.0%	22
<b>Total for Entity</b>	<b>\$312</b>		<b>\$22</b>
<b>Brunswick Township (Kanabec)</b>			
Minnesota Association of Townships	700	7.0%	49
<b>Total for Entity</b>	<b>\$700</b>		<b>\$49</b>
<b>Brush Creek Township (Faribault)</b>			
Minnesota Association of Townships	318	7.0%	22
<b>Total for Entity</b>	<b>\$318</b>		<b>\$22</b>
<b>Buckman Township (Morrison)</b>			
Minnesota Association of Townships	497	7.0%	35
<b>Total for Entity</b>	<b>\$497</b>		<b>\$35</b>
<b>Buffalo Creek Watershed District</b>			
League of Minnesota Cities	1,488	10.5%	156
Minnesota Association of Watershed Districts	2,521	27.4%	691
<b>Total for Entity</b>	<b>\$4,009</b>		<b>\$847</b>

**Table 5**  
**2011 Lobbying Expenditures Paid With Association Dues**  
**Listed by Entity**

<b>Name of Entity (County)</b> <b>Association Name</b>	<b>Total Local Government Dues</b>	<b>Proportion of Dues Used for Lobbying</b>	<b>Total Dues Used for Lobbying</b>
<b>Buffalo Township (Wright)</b>			
Minnesota Association of Townships	839	7.0%	59
<b>Total for Entity</b>	<b>\$839</b>		<b>\$59</b>
<b>Buffalo-Red River Watershed District</b>			
Minnesota Association of Watershed Districts	3,500	27.4%	959
<b>Total for Entity</b>	<b>\$3,500</b>		<b>\$959</b>
<b>Buh Township (Morrison)</b>			
Minnesota Association of Townships	458	7.0%	32
<b>Total for Entity</b>	<b>\$458</b>		<b>\$32</b>
<b>Bull Moose Township (Cass)</b>			
Minnesota Association of Townships	296	7.0%	21
<b>Total for Entity</b>	<b>\$296</b>		<b>\$21</b>
<b>Bullard Township (Wadena)</b>			
Minnesota Association of Townships	318	7.0%	22
<b>Total for Entity</b>	<b>\$318</b>		<b>\$22</b>
<b>Bungo Township (Cass)</b>			
Minnesota Association of Townships	304	7.0%	21
<b>Total for Entity</b>	<b>\$304</b>		<b>\$21</b>
<b>Burbank Township (Kandiyohi)</b>			
Minnesota Association of Townships	459	7.0%	32
<b>Total for Entity</b>	<b>\$459</b>		<b>\$32</b>
<b>Burke Township (Pipestone)</b>			
Minnesota Association of Townships	310	7.0%	22
<b>Total for Entity</b>	<b>\$310</b>		<b>\$22</b>
<b>Burleene Township (Todd)</b>			
Minnesota Association of Townships	416	7.0%	29
<b>Total for Entity</b>	<b>\$416</b>		<b>\$29</b>
<b>Burlington Township (Becker)</b>			
Minnesota Association of Townships	744	7.0%	52
<b>Total for Entity</b>	<b>\$744</b>		<b>\$52</b>

**Table 5**  
**2011 Lobbying Expenditures Paid With Association Dues**  
**Listed by Entity**

<b>Name of Entity (County)</b> <b>Association Name</b>	<b>Total Local Government Dues</b>	<b>Proportion of Dues Used for Lobbying</b>	<b>Total Dues Used for Lobbying</b>
<b>Burnhamville Township (Todd)</b>			
Minnesota Association of Townships	498	7.0%	35
<b>Total for Entity</b>	<b>\$498</b>		<b>\$35</b>
<b>Burnstown Township (Brown)</b>			
Minnesota Association of Townships	320	7.0%	22
<b>Total for Entity</b>	<b>\$320</b>		<b>\$22</b>
<b>Burton Township (Yellow Medicine)</b>			
Minnesota Association of Townships	302	7.0%	21
<b>Total for Entity</b>	<b>\$302</b>		<b>\$21</b>
<b>Buse Township (Otter Tail)</b>			
Minnesota Association of Townships	451	7.0%	32
<b>Total for Entity</b>	<b>\$451</b>		<b>\$32</b>
<b>Butler Township (Otter Tail)</b>			
Minnesota Association of Townships	409	7.0%	29
<b>Total for Entity</b>	<b>\$409</b>		<b>\$29</b>
<b>Butterfield Township (Watonwan)</b>			
Minnesota Association of Townships	398	7.0%	28
<b>Total for Entity</b>	<b>\$398</b>		<b>\$28</b>
<b>Butternut Valley Township (Blue Earth)</b>			
Minnesota Association of Townships	423	7.0%	30
<b>Total for Entity</b>	<b>\$423</b>		<b>\$30</b>
<b>Buzzle Township (Beltrami)</b>			
Minnesota Association of Townships	405	7.0%	28
<b>Total for Entity</b>	<b>\$405</b>		<b>\$28</b>
<b>Bygland Township (Polk)</b>			
Minnesota Association of Townships	402	7.0%	28
<b>Total for Entity</b>	<b>\$402</b>		<b>\$28</b>
<b>Byron Township (Cass)</b>			
Minnesota Association of Townships	295	7.0%	21
<b>Total for Entity</b>	<b>\$295</b>		<b>\$21</b>

**Table 5**  
**2011 Lobbying Expenditures Paid With Association Dues**  
**Listed by Entity**

<b>Name of Entity (County)</b> <b>Association Name</b>	<b>Total Local Government Dues</b>	<b>Proportion of Dues Used for Lobbying</b>	<b>Total Dues Used for Lobbying</b>
<b>Byron Township (Waseca)</b>			
Minnesota Association of Townships	320	7.0%	22
<b>Total for Entity</b>	<b>\$320</b>		<b>\$22</b>
<b>Cairo Township (Renville)</b>			
Minnesota Association of Townships	323	7.0%	23
<b>Total for Entity</b>	<b>\$323</b>		<b>\$23</b>
<b>Caledonia Township (Houston)</b>			
Minnesota Association of Townships	486	7.0%	34
<b>Total for Entity</b>	<b>\$486</b>		<b>\$34</b>
<b>Callaway Township (Becker)</b>			
Minnesota Association of Townships	321	7.0%	22
<b>Total for Entity</b>	<b>\$321</b>		<b>\$22</b>
<b>Cambria Township (Blue Earth)</b>			
Minnesota Association of Townships	398	7.0%	28
<b>Total for Entity</b>	<b>\$398</b>		<b>\$28</b>
<b>Cambridge Township (Isanti)</b>			
Minnesota Association of Townships	980	7.0%	69
<b>Total for Entity</b>	<b>\$980</b>		<b>\$69</b>
<b>Camden Township (Carver)</b>			
Minnesota Association of Townships	549	7.0%	38
<b>Total for Entity</b>	<b>\$549</b>		<b>\$38</b>
<b>Cameron Township (Murray)</b>			
Minnesota Association of Townships	298	7.0%	21
<b>Total for Entity</b>	<b>\$298</b>		<b>\$21</b>
<b>Camp 5 Township (Saint Louis)</b>			
Minnesota Association of Townships	283	7.0%	20
<b>Total for Entity</b>	<b>\$283</b>		<b>\$20</b>
<b>Camp Lake Township (Swift)</b>			
Minnesota Association of Townships	312	7.0%	22
<b>Total for Entity</b>	<b>\$312</b>		<b>\$22</b>

**Table 5**  
**2011 Lobbying Expenditures Paid With Association Dues**  
**Listed by Entity**

<b>Name of Entity (County)</b> <b>Association Name</b>	<b>Total Local Government Dues</b>	<b>Proportion of Dues Used for Lobbying</b>	<b>Total Dues Used for Lobbying</b>
<b>Camp Release Township (Lac qui Parle)</b>			
Minnesota Association of Townships	405	7.0%	28
<b>Total for Entity</b>	<b>\$405</b>		<b>\$28</b>
<b>Camp Township (Renville)</b>			
Minnesota Association of Townships	312	7.0%	22
<b>Total for Entity</b>	<b>\$312</b>		<b>\$22</b>
<b>Campbell Township (Wilkin)</b>			
Minnesota Association of Townships	288	7.0%	20
<b>Total for Entity</b>	<b>\$288</b>		<b>\$20</b>
<b>Candor Township (Otter Tail)</b>			
Minnesota Association of Townships	461	7.0%	32
<b>Total for Entity</b>	<b>\$461</b>		<b>\$32</b>
<b>Canisteo Township (Dodge)</b>			
Minnesota Association of Townships	493	7.0%	35
<b>Total for Entity</b>	<b>\$493</b>		<b>\$35</b>
<b>Cannon City Township (Rice)</b>			
Minnesota Association of Townships	682	7.0%	48
<b>Total for Entity</b>	<b>\$682</b>		<b>\$48</b>
<b>Cannon Falls Township (Goodhue)</b>			
Minnesota Association of Townships	662	7.0%	46
<b>Total for Entity</b>	<b>\$662</b>		<b>\$46</b>
<b>Cannon Township (Kittson)</b>			
Minnesota Association of Townships	274	7.0%	19
<b>Total for Entity</b>	<b>\$274</b>		<b>\$19</b>
<b>Canosia Township (Saint Louis)</b>			
Minnesota Association of Townships	866	7.0%	61
<b>Total for Entity</b>	<b>\$866</b>		<b>\$61</b>
<b>Canton Township (Fillmore)</b>			
Minnesota Association of Townships	489	7.0%	34
<b>Total for Entity</b>	<b>\$489</b>		<b>\$34</b>



**Table 5**  
**2011 Lobbying Expenditures Paid With Association Dues**  
**Listed by Entity**

<b>Name of Entity (County)</b> <b>Association Name</b>	<b>Total Local Government Dues</b>	<b>Proportion of Dues Used for Lobbying</b>	<b>Total Dues Used for Lobbying</b>
<b>Capitol Region Watershed District</b>			
League of Minnesota Cities	1,488	10.5%	156
Minnesota Association of Watershed Districts	3,500	27.4%	959
<b>Total for Entity</b>	<b>\$4,988</b>		<b>\$1,115</b>
<b>Caribou Township (Kittson)</b>			
Minnesota Association of Townships	278	7.0%	19
<b>Total for Entity</b>	<b>\$278</b>		<b>\$19</b>
<b>Carimona Township (Fillmore)</b>			
Minnesota Association of Townships	320	7.0%	22
<b>Total for Entity</b>	<b>\$320</b>		<b>\$22</b>
<b>Carlisle Township (Otter Tail)</b>			
Minnesota Association of Townships	311	7.0%	22
<b>Total for Entity</b>	<b>\$311</b>		<b>\$22</b>
<b>Carlos Township (Douglas)</b>			
Minnesota Association of Townships	877	7.0%	61
<b>Total for Entity</b>	<b>\$877</b>		<b>\$61</b>
<b>Carlston Township (Freeborn)</b>			
Minnesota Association of Townships	406	7.0%	28
<b>Total for Entity</b>	<b>\$406</b>		<b>\$28</b>
<b>Carlton County</b>			
Arrowhead Counties Association	2,400	64.0%	1,536
Association of Minnesota Counties	12,381	22.6%	2,798
<b>Total for Entity</b>	<b>\$14,781</b>		<b>\$4,334</b>
<b>Carlton Soil and Water Conservation District</b>			
Minnesota Association of Soil & Water Conservation Districts	2,795	27.6%	771
<b>Total for Entity</b>	<b>\$2,795</b>		<b>\$771</b>
<b>Carnelian-Marine-Saint Croix Watershed District</b>			
League of Minnesota Cities	1,488	10.5%	156
Minnesota Association of Watershed Districts	2,360	27.4%	647
<b>Total for Entity</b>	<b>\$3,848</b>		<b>\$803</b>

**Table 5**  
**2011 Lobbying Expenditures Paid With Association Dues**  
**Listed by Entity**

<b>Name of Entity (County)</b> <b>Association Name</b>	<b>Total Local Government Dues</b>	<b>Proportion of Dues Used for Lobbying</b>	<b>Total Dues Used for Lobbying</b>
<b>Carpenter Township (Itasca)</b>			
Minnesota Association of Townships	313	7.0%	22
<b>Total for Entity</b>	<b>\$313</b>		<b>\$22</b>
<b>Carrolton Township (Fillmore)</b>			
Minnesota Association of Townships	409	7.0%	29
<b>Total for Entity</b>	<b>\$409</b>		<b>\$29</b>
<b>Carson Township (Cottonwood)</b>			
Minnesota Association of Townships	399	7.0%	28
<b>Total for Entity</b>	<b>\$399</b>		<b>\$28</b>
<b>Carsonville Township (Becker)</b>			
Minnesota Association of Townships	397	7.0%	28
<b>Total for Entity</b>	<b>\$397</b>		<b>\$28</b>
<b>Carver County</b>			
Association of Minnesota Counties	22,089	22.6%	4,992
Minnesota Inter-County Association	21,403	49.0%	10,487
<b>Total for Entity</b>	<b>\$43,492</b>		<b>\$15,479</b>
<b>Carver Soil and Water Conservation District</b>			
Minnesota Association of Soil & Water Conservation Districts	2,795	27.6%	771
<b>Total for Entity</b>	<b>\$2,795</b>		<b>\$771</b>
<b>Cascade Township (Olmsted)</b>			
Minnesota Association of Townships	1,114	7.0%	78
<b>Total for Entity</b>	<b>\$1,114</b>		<b>\$78</b>
<b>Cashel Township (Swift)</b>			
Minnesota Association of Townships	303	7.0%	21
<b>Total for Entity</b>	<b>\$303</b>		<b>\$21</b>
<b>Cass County</b>			
Association of Minnesota Counties	13,491	22.6%	3,049
<b>Total for Entity</b>	<b>\$13,491</b>		<b>\$3,049</b>
<b>Cass Soil and Water Conservation District</b>			
Minnesota Association of Soil & Water Conservation Districts	2,795	27.6%	771
<b>Total for Entity</b>	<b>\$2,795</b>		<b>\$771</b>

**Table 5**  
**2011 Lobbying Expenditures Paid With Association Dues**  
**Listed by Entity**

<b>Name of Entity (County)</b> <b>Association Name</b>	<b>Total Local Government Dues</b>	<b>Proportion of Dues Used for Lobbying</b>	<b>Total Dues Used for Lobbying</b>
<b>Castle Rock Township (Dakota)</b>			
Minnesota Association of Townships	727	7.0%	51
<b>Total for Entity</b>	<b>\$727</b>		<b>\$51</b>
<b>Cedar Lake Area Water and Sanitary Sewer District</b>			
League of Minnesota Cities	1,488	10.5%	156
<b>Total for Entity</b>	<b>\$1,488</b>		<b>\$156</b>
<b>Cedar Lake Township (Scott)</b>			
Minnesota Association of Townships	1,052	7.0%	74
<b>Total for Entity</b>	<b>\$1,052</b>		<b>\$74</b>
<b>Cedar Mills Township (Meeker)</b>			
Minnesota Association of Townships	446	7.0%	31
<b>Total for Entity</b>	<b>\$446</b>		<b>\$31</b>
<b>Cedar River Watershed District</b>			
Minnesota Association of Watershed Districts	2,061	27.4%	565
<b>Total for Entity</b>	<b>\$2,061</b>		<b>\$565</b>
<b>Cedar Township (Marshall)</b>			
Minnesota Association of Townships	286	7.0%	20
<b>Total for Entity</b>	<b>\$286</b>		<b>\$20</b>
<b>Cedar Township (Martin)</b>			
Minnesota Association of Townships	324	7.0%	23
<b>Total for Entity</b>	<b>\$324</b>		<b>\$23</b>
<b>Cedar Valley Township (Saint Louis)</b>			
Minnesota Association of Townships	318	7.0%	22
<b>Total for Entity</b>	<b>\$318</b>		<b>\$22</b>
<b>Cedarbend Township (Roseau)</b>			
Minnesota Association of Townships	315	7.0%	22
<b>Total for Entity</b>	<b>\$315</b>		<b>\$22</b>
<b>Center Creek Township (Martin)</b>			
Minnesota Association of Townships	321	7.0%	22
<b>Total for Entity</b>	<b>\$321</b>		<b>\$22</b>

**Table 5**  
**2011 Lobbying Expenditures Paid With Association Dues**  
**Listed by Entity**

<b>Name of Entity (County)</b> <b>Association Name</b>	<b>Total Local Government Dues</b>	<b>Proportion of Dues Used for Lobbying</b>	<b>Total Dues Used for Lobbying</b>
<b>Center Township (Crow Wing)</b>			
Minnesota Association of Townships	546	7.0%	38
<b>Total for Entity</b>	<b>\$546</b>		<b>\$38</b>
<b>Central Iron Range Regional Sanitary District</b>			
League of Minnesota Cities	1,488	10.5%	156
Minnesota Environmental Science & Economic Review Board	2,114	25.5%	539
<b>Total for Entity</b>	<b>\$3,602</b>		<b>\$695</b>
<b>Ceresco Township (Blue Earth)</b>			
Minnesota Association of Townships	325	7.0%	23
<b>Total for Entity</b>	<b>\$325</b>		<b>\$23</b>
<b>Cerro Gordo Township (Lac qui Parle)</b>			
Minnesota Association of Townships	317	7.0%	22
<b>Total for Entity</b>	<b>\$317</b>		<b>\$22</b>
<b>Champion Township (Wilkin)</b>			
Minnesota Association of Townships	282	7.0%	20
<b>Total for Entity</b>	<b>\$282</b>		<b>\$20</b>
<b>Chanarambie Township (Murray)</b>			
Minnesota Association of Townships	316	7.0%	22
<b>Total for Entity</b>	<b>\$316</b>		<b>\$22</b>
<b>Charlestown Township (Redwood)</b>			
Minnesota Association of Townships	307	7.0%	21
<b>Total for Entity</b>	<b>\$307</b>		<b>\$21</b>
<b>Chatfield Township (Fillmore)</b>			
Minnesota Association of Townships	448	7.0%	31
<b>Total for Entity</b>	<b>\$448</b>		<b>\$31</b>
<b>Chatham Township (Wright)</b>			
Minnesota Association of Townships	690	7.0%	48
<b>Total for Entity</b>	<b>\$690</b>		<b>\$48</b>
<b>Chengwatana Township (Pine)</b>			
Minnesota Association of Townships	532	7.0%	37
<b>Total for Entity</b>	<b>\$532</b>		<b>\$37</b>

**Table 5**  
**2011 Lobbying Expenditures Paid With Association Dues**  
**Listed by Entity**

<b>Name of Entity (County)</b> <b>Association Name</b>	<b>Total Local Government Dues</b>	<b>Proportion of Dues Used for Lobbying</b>	<b>Total Dues Used for Lobbying</b>
<b>Cherry Grove Township (Goodhue)</b>			
Minnesota Association of Townships	434	7.0%	30
<b>Total for Entity</b>	<b>\$434</b>		<b>\$30</b>
<b>Cherry Township (Saint Louis)</b>			
Minnesota Association of Townships	527	7.0%	37
<b>Total for Entity</b>	<b>\$527</b>		<b>\$37</b>
<b>Chester Township (Polk)</b>			
Minnesota Association of Townships	289	7.0%	20
<b>Total for Entity</b>	<b>\$289</b>		<b>\$20</b>
<b>Chester Township (Wabasha)</b>			
Minnesota Association of Townships	443	7.0%	31
<b>Total for Entity</b>	<b>\$443</b>		<b>\$31</b>
<b>Chief Township (Mahnommen)</b>			
Minnesota Association of Townships	294	7.0%	21
<b>Total for Entity</b>	<b>\$294</b>		<b>\$21</b>
<b>Chippewa County</b>			
Association of Minnesota Counties	6,726	22.6%	1,520
<b>Total for Entity</b>	<b>\$6,726</b>		<b>\$1,520</b>
<b>Chippewa Falls Township (Pope)</b>			
Minnesota Association of Townships	310	7.0%	22
<b>Total for Entity</b>	<b>\$310</b>		<b>\$22</b>
<b>Chippewa Soil and Water Conservation District</b>			
Minnesota Association of Soil & Water Conservation Districts	1,895	27.6%	523
<b>Total for Entity</b>	<b>\$1,895</b>		<b>\$523</b>
<b>Chisago County</b>			
Association of Minnesota Counties	16,630	22.6%	3,758
<b>Total for Entity</b>	<b>\$16,630</b>		<b>\$3,758</b>
<b>Chisago Lake Township (Chisago)</b>			
Minnesota Association of Townships	1,225	7.0%	86
<b>Total for Entity</b>	<b>\$1,225</b>		<b>\$86</b>

**Table 5**  
**2011 Lobbying Expenditures Paid With Association Dues**  
**Listed by Entity**

<b>Name of Entity (County)</b> <b>Association Name</b>	<b>Total Local Government Dues</b>	<b>Proportion of Dues Used for Lobbying</b>	<b>Total Dues Used for Lobbying</b>
<b>Chisago Soil and Water Conservation District</b>			
Minnesota Association of Soil & Water Conservation Districts	2,795	27.6%	771
<b>Total for Entity</b>	<b>\$2,795</b>		<b>\$771</b>
<b>Christiania Township (Jackson)</b>			
Minnesota Association of Townships	410	7.0%	29
<b>Total for Entity</b>	<b>\$410</b>		<b>\$29</b>
<b>City of Adams</b>			
League of Minnesota Cities	809	10.5%	85
<b>Total for Entity</b>	<b>\$809</b>		<b>\$85</b>
<b>City of Adrian</b>			
League of Minnesota Cities	1,181	10.5%	124
<b>Total for Entity</b>	<b>\$1,181</b>		<b>\$124</b>
<b>City of Afton</b>			
League of Minnesota Cities	5,349	10.5%	562
<b>Total for Entity</b>	<b>\$5,349</b>		<b>\$562</b>
<b>City of Aitkin</b>			
League of Minnesota Cities	2,022	10.5%	212
<b>Total for Entity</b>	<b>\$2,022</b>		<b>\$212</b>
<b>City of Akeley</b>			
League of Minnesota Cities	496	10.5%	52
Minnesota Association of Small Cities	301	75.1%	226
<b>Total for Entity</b>	<b>\$797</b>		<b>\$278</b>
<b>City of Albany</b>			
League of Minnesota Cities	2,371	10.5%	249
Minnesota Association of Small Cities	1,112	75.1%	835
Minnesota Environmental Science & Economic Review Board	570	25.5%	145
<b>Total for Entity</b>	<b>\$4,053</b>		<b>\$1,229</b>
<b>City of Albert Lea</b>			
Coalition of Greater Minnesota Cities	26,943	82.5%	22,228
League of Minnesota Cities	13,025	10.5%	1,368
<b>Total for Entity</b>	<b>\$39,968</b>		<b>\$23,596</b>

**Table 5**  
**2011 Lobbying Expenditures Paid With Association Dues**  
**Listed by Entity**

<b>Name of Entity (County)</b> <b>Association Name</b>	<b>Total Local Government Dues</b>	<b>Proportion of Dues Used for Lobbying</b>	<b>Total Dues Used for Lobbying</b>
<b>City of Alberta</b>			
League of Minnesota Cities	333	10.5%	35
<b>Total for Entity</b>	<b>\$333</b>		<b>\$35</b>
<b>City of Albertville</b>			
League of Minnesota Cities	5,989	10.5%	629
<b>Total for Entity</b>	<b>\$5,989</b>		<b>\$629</b>
<b>City of Alden</b>			
League of Minnesota Cities	698	10.5%	73
Minnesota Association of Small Cities	409	75.1%	307
<b>Total for Entity</b>	<b>\$1,107</b>		<b>\$380</b>
<b>City of Aldrich</b>			
League of Minnesota Cities	333	10.5%	35
<b>Total for Entity</b>	<b>\$333</b>		<b>\$35</b>
<b>City of Alexandria</b>			
Coalition of Greater Minnesota Cities	16,270	82.5%	13,423
League of Minnesota Cities	8,771	10.5%	921
<b>Total for Entity</b>	<b>\$25,041</b>		<b>\$14,344</b>
<b>City of Alpha</b>			
League of Minnesota Cities	666	10.5%	70
<b>Total for Entity</b>	<b>\$666</b>		<b>\$70</b>
<b>City of Altura</b>			
League of Minnesota Cities	550	10.5%	58
Minnesota Association of Small Cities	309	75.1%	232
<b>Total for Entity</b>	<b>\$859</b>		<b>\$290</b>
<b>City of Alvarado</b>			
League of Minnesota Cities	436	10.5%	46
<b>Total for Entity</b>	<b>\$436</b>		<b>\$46</b>
<b>City of Amboy</b>			
League of Minnesota Cities	586	10.5%	62
<b>Total for Entity</b>	<b>\$586</b>		<b>\$62</b>

**Table 5**  
**2011 Lobbying Expenditures Paid With Association Dues**  
**Listed by Entity**

<b>Name of Entity (County)</b> <b>Association Name</b>	<b>Total Local Government Dues</b>	<b>Proportion of Dues Used for Lobbying</b>	<b>Total Dues Used for Lobbying</b>
<b>City of Andover</b>			
Association of Metropolitan Municipalities	8,735	50.0%	4,368
League of Minnesota Cities	18,182	10.5%	1,909
North Metro Mayors Association	13,709	55.0%	7,540
<b>Total for Entity</b>	<b>\$40,626</b>		<b>\$13,817</b>
<b>City of Annandale</b>			
League of Minnesota Cities	2,958	10.5%	311
<b>Total for Entity</b>	<b>\$2,958</b>		<b>\$311</b>
<b>City of Anoka</b>			
Association of Metropolitan Municipalities	6,187	50.0%	3,094
North Metro Mayors Association	7,957	55.0%	4,376
<b>Total for Entity</b>	<b>\$14,144</b>		<b>\$7,470</b>
<b>City of Apple Valley</b>			
Association of Metropolitan Municipalities	12,095	50.0%	6,048
League of Minnesota Cities	25,059	10.5%	2,631
Municipal Legislative Commission	10,000	92.7%	9,270
<b>Total for Entity</b>	<b>\$47,154</b>		<b>\$17,949</b>
<b>City of Appleton</b>			
League of Minnesota Cities	1,359	10.5%	143
<b>Total for Entity</b>	<b>\$1,359</b>		<b>\$143</b>
<b>City of Arco</b>			
League of Minnesota Cities	333	10.5%	35
<b>Total for Entity</b>	<b>\$333</b>		<b>\$35</b>
<b>City of Arden Hills</b>			
Association of Metropolitan Municipalities	3,842	50.0%	1,921
League of Minnesota Cities	7,795	10.5%	818
<b>Total for Entity</b>	<b>\$11,637</b>		<b>\$2,739</b>
<b>City of Argyle</b>			
League of Minnesota Cities	679	10.5%	71
Minnesota Association of Small Cities	415	75.1%	312
<b>Total for Entity</b>	<b>\$1,094</b>		<b>\$383</b>



**Table 5**  
**2011 Lobbying Expenditures Paid With Association Dues**  
**Listed by Entity**

<b>Name of Entity (County)</b> <b>Association Name</b>	<b>Total Local Government Dues</b>	<b>Proportion of Dues Used for Lobbying</b>	<b>Total Dues Used for Lobbying</b>
<b>City of Arlington</b>			
League of Minnesota Cities	2,082	10.5%	219
<b>Total for Entity</b>	<b>\$2,082</b>		<b>\$219</b>
<b>City of Ashby</b>			
League of Minnesota Cities	509	10.5%	53
Minnesota Association of Small Cities	329	75.1%	247
<b>Total for Entity</b>	<b>\$838</b>		<b>\$300</b>
<b>City of Askov</b>			
League of Minnesota Cities	437	10.5%	46
Minnesota Association of Small Cities	287	75.1%	216
<b>Total for Entity</b>	<b>\$724</b>		<b>\$262</b>
<b>City of Atwater</b>			
League of Minnesota Cities	1,114	10.5%	117
<b>Total for Entity</b>	<b>\$1,114</b>		<b>\$117</b>
<b>City of Audubon</b>			
League of Minnesota Cities	573	10.5%	60
Minnesota Association of Small Cities	336	75.1%	252
<b>Total for Entity</b>	<b>\$909</b>		<b>\$312</b>
<b>City of Aurora</b>			
League of Minnesota Cities	1,597	10.5%	168
Range Association of Municipalities and Schools	700	57.3%	401
<b>Total for Entity</b>	<b>\$2,297</b>		<b>\$569</b>
<b>City of Austin</b>			
Coalition of Greater Minnesota Cities	45,501	82.5%	37,538
League of Minnesota Cities	15,632	10.5%	1,641
<b>Total for Entity</b>	<b>\$61,133</b>		<b>\$39,179</b>
<b>City of Avoca</b>			
League of Minnesota Cities	333	10.5%	35
<b>Total for Entity</b>	<b>\$333</b>		<b>\$35</b>

**Table 5**  
**2011 Lobbying Expenditures Paid With Association Dues**  
**Listed by Entity**

<b>Name of Entity (County)</b> <b>Association Name</b>	<b>Total Local Government Dues</b>	<b>Proportion of Dues Used for Lobbying</b>	<b>Total Dues Used for Lobbying</b>
<b>City of Avon</b>			
League of Minnesota Cities	1,345	10.5%	141
<b>Total for Entity</b>	<b>\$1,345</b>		<b>\$141</b>
<b>City of Babbitt</b>			
Coalition of Greater Minnesota Cities	2,854	82.5%	2,355
League of Minnesota Cities	1,415	10.5%	149
Minnesota Association of Small Cities	814	75.1%	611
Range Association of Municipalities and Schools	700	57.3%	401
<b>Total for Entity</b>	<b>\$5,783</b>		<b>\$3,516</b>
<b>City of Backus</b>			
League of Minnesota Cities	336	10.5%	35
Minnesota Association of Small Cities	266	75.1%	200
<b>Total for Entity</b>	<b>\$602</b>		<b>\$235</b>
<b>City of Badger</b>			
League of Minnesota Cities	446	10.5%	47
Minnesota Association of Small Cities	331	75.1%	249
<b>Total for Entity</b>	<b>\$777</b>		<b>\$296</b>
<b>City of Bagley</b>			
Coalition of Greater Minnesota Cities	1,223	82.5%	1,009
League of Minnesota Cities	1,342	10.5%	141
Minnesota Association of Small Cities	717	75.1%	538
<b>Total for Entity</b>	<b>\$3,282</b>		<b>\$1,688</b>
<b>City of Balaton</b>			
League of Minnesota Cities	682	10.5%	72
Minnesota Association of Small Cities	390	75.1%	293
<b>Total for Entity</b>	<b>\$1,072</b>		<b>\$365</b>
<b>City of Barnesville</b>			
League of Minnesota Cities	2,373	10.5%	249
<b>Total for Entity</b>	<b>\$2,373</b>		<b>\$249</b>

**Table 5**  
**2011 Lobbying Expenditures Paid With Association Dues**  
**Listed by Entity**

<b>Name of Entity (County)</b> <b>Association Name</b>	<b>Total Local Government Dues</b>	<b>Proportion of Dues Used for Lobbying</b>	<b>Total Dues Used for Lobbying</b>
<b>City of Barnum</b>			
League of Minnesota Cities	656	10.5%	69
Minnesota Association of Small Cities	389	75.1%	292
<b>Total for Entity</b>	<b>\$1,045</b>		<b>\$361</b>
<b>City of Barrett</b>			
League of Minnesota Cities	481	10.5%	51
<b>Total for Entity</b>	<b>\$481</b>		<b>\$51</b>
<b>City of Barry</b>			
League of Minnesota Cities	666	10.5%	70
<b>Total for Entity</b>	<b>\$666</b>		<b>\$70</b>
<b>City of Battle Lake</b>			
League of Minnesota Cities	886	10.5%	93
Minnesota Association of Small Cities	469	75.1%	352
<b>Total for Entity</b>	<b>\$1,355</b>		<b>\$445</b>
<b>City of Baudette</b>			
League of Minnesota Cities	1,090	10.5%	114
Minnesota Association of Small Cities	630	75.1%	473
<b>Total for Entity</b>	<b>\$1,720</b>		<b>\$587</b>
<b>City of Baxter</b>			
League of Minnesota Cities	6,397	10.5%	672
<b>Total for Entity</b>	<b>\$6,397</b>		<b>\$672</b>
<b>City of Bayport</b>			
Association of Metropolitan Municipalities	1,444	50.0%	722
League of Minnesota Cities	3,172	10.5%	333
<b>Total for Entity</b>	<b>\$4,616</b>		<b>\$1,055</b>
<b>City of Beardsley</b>			
League of Minnesota Cities	333	10.5%	35
<b>Total for Entity</b>	<b>\$333</b>		<b>\$35</b>
<b>City of Beaver Bay</b>			
League of Minnesota Cities	666	10.5%	70
<b>Total for Entity</b>	<b>\$666</b>		<b>\$70</b>

**Table 5**  
**2011 Lobbying Expenditures Paid With Association Dues**  
**Listed by Entity**

<b>Name of Entity (County)</b> <b>Association Name</b>	<b>Total Local Government Dues</b>	<b>Proportion of Dues Used for Lobbying</b>	<b>Total Dues Used for Lobbying</b>
<b>City of Beaver Creek</b>			
League of Minnesota Cities	378	10.5%	40
<b>Total for Entity</b>	<b>\$378</b>		<b>\$40</b>
<b>City of Becker</b>			
Coalition of Utility Cities	26,896	67.5%	18,155
League of Minnesota Cities	4,112	10.5%	432
<b>Total for Entity</b>	<b>\$31,008</b>		<b>\$18,587</b>
<b>City of Bejou</b>			
League of Minnesota Cities	333	10.5%	35
<b>Total for Entity</b>	<b>\$333</b>		<b>\$35</b>
<b>City of Belgrade</b>			
League of Minnesota Cities	768	10.5%	81
Minnesota Association of Small Cities	445	75.1%	334
<b>Total for Entity</b>	<b>\$1,213</b>		<b>\$415</b>
<b>City of Belle Plaine</b>			
League of Minnesota Cities	6,095	10.5%	640
<b>Total for Entity</b>	<b>\$6,095</b>		<b>\$640</b>
<b>City of Bellechester</b>			
League of Minnesota Cities	333	10.5%	35
Minnesota Association of Small Cities	194	75.1%	146
<b>Total for Entity</b>	<b>\$527</b>		<b>\$181</b>
<b>City of Bellingham</b>			
League of Minnesota Cities	333	10.5%	35
Minnesota Association of Small Cities	201	75.1%	151
<b>Total for Entity</b>	<b>\$534</b>		<b>\$186</b>
<b>City of Beltrami</b>			
League of Minnesota Cities	333	10.5%	35
<b>Total for Entity</b>	<b>\$333</b>		<b>\$35</b>

**Table 5**  
**2011 Lobbying Expenditures Paid With Association Dues**  
**Listed by Entity**

<b>Name of Entity (County)</b> <b>Association Name</b>	<b>Total Local Government Dues</b>	<b>Proportion of Dues Used for Lobbying</b>	<b>Total Dues Used for Lobbying</b>
<b>City of Belview</b>			
League of Minnesota Cities	454	10.5%	48
Minnesota Association of Small Cities	289	75.1%	217
<b>Total for Entity</b>	<b>\$743</b>		<b>\$265</b>
<b>City of Bemidji</b>			
Coalition of Greater Minnesota Cities	22,817	82.5%	18,824
League of Minnesota Cities	10,217	10.5%	1,073
<b>Total for Entity</b>	<b>\$33,034</b>		<b>\$19,897</b>
<b>City of Bena</b>			
League of Minnesota Cities	333	10.5%	35
Minnesota Association of Small Cities	170	75.1%	128
<b>Total for Entity</b>	<b>\$503</b>		<b>\$163</b>
<b>City of Benson</b>			
Coalition of Greater Minnesota Cities	4,936	82.5%	4,072
League of Minnesota Cities	2,969	10.5%	312
<b>Total for Entity</b>	<b>\$7,905</b>		<b>\$4,384</b>
<b>City of Bertha</b>			
League of Minnesota Cities	554	10.5%	58
Minnesota Association of Small Cities	333	75.1%	250
<b>Total for Entity</b>	<b>\$887</b>		<b>\$308</b>
<b>City of Bethel</b>			
League of Minnesota Cities	526	10.5%	55
Minnesota Association of Small Cities	330	75.1%	248
<b>Total for Entity</b>	<b>\$856</b>		<b>\$303</b>
<b>City of Big Falls</b>			
League of Minnesota Cities	333	10.5%	35
Minnesota Association of Small Cities	241	75.1%	181
<b>Total for Entity</b>	<b>\$574</b>		<b>\$216</b>
<b>City of Big Lake</b>			
League of Minnesota Cities	8,153	10.5%	856
<b>Total for Entity</b>	<b>\$8,153</b>		<b>\$856</b>

**Table 5**  
**2011 Lobbying Expenditures Paid With Association Dues**  
**Listed by Entity**

<b>Name of Entity (County)</b> <b>Association Name</b>	<b>Total Local Government Dues</b>	<b>Proportion of Dues Used for Lobbying</b>	<b>Total Dues Used for Lobbying</b>
<b>City of Bigelow</b>			
League of Minnesota Cities	333	10.5%	35
Minnesota Association of Small Cities	222	75.1%	167
<b>Total for Entity</b>	<b>\$555</b>		<b>\$202</b>
<b>City of Bigfork</b>			
League of Minnesota Cities	509	10.5%	53
Minnesota Association of Small Cities	331	75.1%	249
<b>Total for Entity</b>	<b>\$840</b>		<b>\$302</b>
<b>City of Bingham Lake</b>			
League of Minnesota Cities	333	10.5%	35
<b>Total for Entity</b>	<b>\$333</b>		<b>\$35</b>
<b>City of Birchwood</b>			
League of Minnesota Cities	882	10.5%	93
<b>Total for Entity</b>	<b>\$882</b>		<b>\$93</b>
<b>City of Bird Island</b>			
League of Minnesota Cities	1,033	10.5%	108
Minnesota Association of Small Cities	619	75.1%	465
<b>Total for Entity</b>	<b>\$1,652</b>		<b>\$573</b>
<b>City of Biwabik</b>			
League of Minnesota Cities	1,848	10.5%	194
Range Association of Municipalities and Schools	700	57.3%	401
<b>Total for Entity</b>	<b>\$2,548</b>		<b>\$595</b>
<b>City of Blackduck</b>			
League of Minnesota Cities	807	10.5%	85
Minnesota Association of Small Cities	444	75.1%	333
<b>Total for Entity</b>	<b>\$1,251</b>		<b>\$418</b>

**Table 5**  
**2011 Lobbying Expenditures Paid With Association Dues**  
**Listed by Entity**

<b>Name of Entity (County)</b> <b>Association Name</b>	<b>Total Local Government Dues</b>	<b>Proportion of Dues Used for Lobbying</b>	<b>Total Dues Used for Lobbying</b>
<b>City of Blaine</b>			
Association of Metropolitan Municipalities	12,442	50.0%	6,221
League of Minnesota Cities	26,159	10.5%	2,747
North Metro I35W Corridor Coalition	25,420	93.5%	23,768
North Metro Mayors Association	27,290	55.0%	15,010
<b>Total for Entity</b>	<b>\$91,311</b>		<b>\$47,746</b>
<b>City of Blomkest</b>			
League of Minnesota Cities	333	10.5%	35
<b>Total for Entity</b>	<b>\$333</b>		<b>\$35</b>
<b>City of Blooming Prairie</b>			
League of Minnesota Cities	1,873	10.5%	197
<b>Total for Entity</b>	<b>\$1,873</b>		<b>\$197</b>
<b>City of Bloomington</b>			
Association of Metropolitan Municipalities	13,866	50.0%	6,933
League of Minnesota Cities	28,871	10.5%	3,031
Municipal Legislative Commission	10,000	92.7%	9,270
<b>Total for Entity</b>	<b>\$52,737</b>		<b>\$19,234</b>
<b>City of Blue Earth</b>			
League of Minnesota Cities	3,068	10.5%	322
<b>Total for Entity</b>	<b>\$3,068</b>		<b>\$322</b>
<b>City of Bluffton</b>			
League of Minnesota Cities	333	10.5%	35
Minnesota Association of Small Cities	214	75.1%	161
<b>Total for Entity</b>	<b>\$547</b>		<b>\$196</b>
<b>City of Bock</b>			
League of Minnesota Cities	333	10.5%	35
<b>Total for Entity</b>	<b>\$333</b>		<b>\$35</b>
<b>City of Borup</b>			
League of Minnesota Cities	333	10.5%	35
<b>Total for Entity</b>	<b>\$333</b>		<b>\$35</b>

**Table 5**  
**2011 Lobbying Expenditures Paid With Association Dues**  
**Listed by Entity**

<b>Name of Entity (County)</b> <b>Association Name</b>	<b>Total Local Government Dues</b>	<b>Proportion of Dues Used for Lobbying</b>	<b>Total Dues Used for Lobbying</b>
<b>City of Bovey</b>			
League of Minnesota Cities	1,572	10.5%	165
<b>Total for Entity</b>	<b>\$1,572</b>		<b>\$165</b>
<b>City of Boy River</b>			
League of Minnesota Cities	666	10.5%	70
<b>Total for Entity</b>	<b>\$666</b>		<b>\$70</b>
<b>City of Boyd</b>			
League of Minnesota Cities	333	10.5%	35
Minnesota Association of Small Cities	200	75.1%	150
<b>Total for Entity</b>	<b>\$533</b>		<b>\$185</b>
<b>City of Braham</b>			
League of Minnesota Cities	1,695	10.5%	178
<b>Total for Entity</b>	<b>\$1,695</b>		<b>\$178</b>
<b>City of Brainerd</b>			
Coalition of Greater Minnesota Cities	24,172	82.5%	19,942
League of Minnesota Cities	10,315	10.5%	1,083
Minnesota Environmental Science & Economic Review Board	3,591	25.5%	916
<b>Total for Entity</b>	<b>\$38,078</b>		<b>\$21,941</b>
<b>City of Brandon</b>			
League of Minnesota Cities	547	10.5%	57
<b>Total for Entity</b>	<b>\$547</b>		<b>\$57</b>
<b>City of Breckenridge</b>			
Coalition of Greater Minnesota Cities	5,124	82.5%	4,227
League of Minnesota Cities	3,168	10.5%	333
Minnesota Environmental Science & Economic Review Board	973	25.5%	248
<b>Total for Entity</b>	<b>\$9,265</b>		<b>\$4,808</b>
<b>City of Breezy Point</b>			
League of Minnesota Cities	2,182	10.5%	229
<b>Total for Entity</b>	<b>\$2,182</b>		<b>\$229</b>



**Table 5**  
**2011 Lobbying Expenditures Paid With Association Dues**  
**Listed by Entity**

<b>Name of Entity (County)</b> <b>Association Name</b>	<b>Total Local Government Dues</b>	<b>Proportion of Dues Used for Lobbying</b>	<b>Total Dues Used for Lobbying</b>
<b>City of Brewster</b>			
League of Minnesota Cities	532	10.5%	56
<b>Total for Entity</b>	<b>\$532</b>		<b>\$56</b>
<b>City of Bricelyn</b>			
League of Minnesota Cities	437	10.5%	46
Minnesota Association of Small Cities	273	75.1%	205
<b>Total for Entity</b>	<b>\$710</b>		<b>\$251</b>
<b>City of Brook Park</b>			
League of Minnesota Cities	333	10.5%	35
<b>Total for Entity</b>	<b>\$333</b>		<b>\$35</b>
<b>City of Brooklyn Center</b>			
Association of Metropolitan Municipalities	8,612	50.0%	4,306
North Metro Mayors Association	12,150	55.0%	6,682
<b>Total for Entity</b>	<b>\$20,762</b>		<b>\$10,988</b>
<b>City of Brooklyn Park</b>			
Association of Metropolitan Municipalities	13,360	50.0%	6,680
North Metro Crossing Coalition	19,600	100.0%	19,600
North Metro Mayors Association	33,659	55.0%	18,512
<b>Total for Entity</b>	<b>\$66,619</b>		<b>\$44,792</b>
<b>City of Brooks</b>			
League of Minnesota Cities	333	10.5%	35
<b>Total for Entity</b>	<b>\$333</b>		<b>\$35</b>
<b>City of Brooten</b>			
League of Minnesota Cities	770	10.5%	81
Minnesota Association of Small Cities	408	75.1%	306
<b>Total for Entity</b>	<b>\$1,178</b>		<b>\$387</b>
<b>City of Browerville</b>			
League of Minnesota Cities	812	10.5%	85
<b>Total for Entity</b>	<b>\$812</b>		<b>\$85</b>

**Table 5**  
**2011 Lobbying Expenditures Paid With Association Dues**  
**Listed by Entity**

<b>Name of Entity (County)</b> <b>Association Name</b>	<b>Total Local Government Dues</b>	<b>Proportion of Dues Used for Lobbying</b>	<b>Total Dues Used for Lobbying</b>
<b>City of Browns Valley</b>			
League of Minnesota Cities	635	10.5%	67
Minnesota Association of Small Cities	406	75.1%	305
<b>Total for Entity</b>	<b>\$1,041</b>		<b>\$372</b>
<b>City of Brownsdale</b>			
League of Minnesota Cities	711	10.5%	75
<b>Total for Entity</b>	<b>\$711</b>		<b>\$75</b>
<b>City of Brownsville</b>			
League of Minnesota Cities	526	10.5%	55
Minnesota Association of Small Cities	341	75.1%	256
<b>Total for Entity</b>	<b>\$867</b>		<b>\$311</b>
<b>City of Brownton</b>			
League of Minnesota Cities	787	10.5%	83
Minnesota Association of Small Cities	489	75.1%	367
<b>Total for Entity</b>	<b>\$1,276</b>		<b>\$450</b>
<b>City of Bruno</b>			
League of Minnesota Cities	333	10.5%	35
<b>Total for Entity</b>	<b>\$333</b>		<b>\$35</b>
<b>City of Buckman</b>			
League of Minnesota Cities	333	10.5%	35
<b>Total for Entity</b>	<b>\$333</b>		<b>\$35</b>
<b>City of Buffalo</b>			
League of Minnesota Cities	11,455	10.5%	1,203
<b>Total for Entity</b>	<b>\$11,455</b>		<b>\$1,203</b>
<b>City of Buffalo Lake</b>			
League of Minnesota Cities	761	10.5%	80
Minnesota Association of Small Cities	457	75.1%	343
<b>Total for Entity</b>	<b>\$1,218</b>		<b>\$423</b>

**Table 5**  
**2011 Lobbying Expenditures Paid With Association Dues**  
**Listed by Entity**

<b>Name of Entity (County)</b> <b>Association Name</b>	<b>Total Local Government Dues</b>	<b>Proportion of Dues Used for Lobbying</b>	<b>Total Dues Used for Lobbying</b>
<b>City of Buhl</b>			
League of Minnesota Cities	997	10.5%	105
Minnesota Association of Small Cities	562	75.1%	422
Range Association of Municipalities and Schools	700	57.3%	401
<b>Total for Entity</b>	<b>\$2,259</b>		<b>\$928</b>
<b>City of Burnsville</b>			
Association of Metropolitan Municipalities	12,653	50.0%	6,326
League of Minnesota Cities	26,488	10.5%	2,781
Municipal Legislative Commission	10,000	92.7%	9,270
<b>Total for Entity</b>	<b>\$49,141</b>		<b>\$18,377</b>
<b>City of Burtrum</b>			
League of Minnesota Cities	333	10.5%	35
<b>Total for Entity</b>	<b>\$333</b>		<b>\$35</b>
<b>City of Butterfield</b>			
League of Minnesota Cities	632	10.5%	66
<b>Total for Entity</b>	<b>\$632</b>		<b>\$66</b>
<b>City of Caledonia</b>			
League of Minnesota Cities	2,641	10.5%	277
<b>Total for Entity</b>	<b>\$2,641</b>		<b>\$277</b>
<b>City of Callaway</b>			
League of Minnesota Cities	333	10.5%	35
Minnesota Association of Small Cities	214	75.1%	161
<b>Total for Entity</b>	<b>\$547</b>		<b>\$196</b>
<b>City of Calumet</b>			
League of Minnesota Cities	439	10.5%	46
Range Association of Municipalities and Schools	450	57.3%	258
<b>Total for Entity</b>	<b>\$889</b>		<b>\$304</b>
<b>City of Cambridge</b>			
League of Minnesota Cities	6,757	10.5%	709
<b>Total for Entity</b>	<b>\$6,757</b>		<b>\$709</b>

**Table 5**  
**2011 Lobbying Expenditures Paid With Association Dues**  
**Listed by Entity**

<b>Name of Entity (County)</b> <b>Association Name</b>	<b>Total Local Government Dues</b>	<b>Proportion of Dues Used for Lobbying</b>	<b>Total Dues Used for Lobbying</b>
<b>City of Campbell</b>			
League of Minnesota Cities	333	10.5%	35
Minnesota Association of Small Cities	213	75.1%	160
<b>Total for Entity</b>	<b>\$546</b>		<b>\$195</b>
<b>City of Canby</b>			
League of Minnesota Cities	1,697	10.5%	178
<b>Total for Entity</b>	<b>\$1,697</b>		<b>\$178</b>
<b>City of Cannon Falls</b>			
Coalition of Greater Minnesota Cities	2,881	82.5%	2,377
League of Minnesota Cities	3,711	10.5%	390
<b>Total for Entity</b>	<b>\$6,592</b>		<b>\$2,767</b>
<b>City of Canton</b>			
League of Minnesota Cities	421	10.5%	44
<b>Total for Entity</b>	<b>\$421</b>		<b>\$44</b>
<b>City of Carlos</b>			
League of Minnesota Cities	558	10.5%	59
Minnesota Association of Small Cities	299	75.1%	225
<b>Total for Entity</b>	<b>\$857</b>		<b>\$284</b>
<b>City of Carlton</b>			
League of Minnesota Cities	875	10.5%	92
Minnesota Association of Small Cities	483	75.1%	363
<b>Total for Entity</b>	<b>\$1,358</b>		<b>\$455</b>
<b>City of Carver</b>			
League of Minnesota Cities	3,395	10.5%	356
<b>Total for Entity</b>	<b>\$3,395</b>		<b>\$356</b>
<b>City of Cass Lake</b>			
League of Minnesota Cities	794	10.5%	83
<b>Total for Entity</b>	<b>\$794</b>		<b>\$83</b>
<b>City of Cedar Mills</b>			
Minnesota Association of Small Cities	142	75.1%	107
<b>Total for Entity</b>	<b>\$142</b>		<b>\$107</b>

**Table 5**  
**2011 Lobbying Expenditures Paid With Association Dues**  
**Listed by Entity**

<b>Name of Entity (County)</b> <b>Association Name</b>	<b>Total Local Government Dues</b>	<b>Proportion of Dues Used for Lobbying</b>	<b>Total Dues Used for Lobbying</b>
<b>City of Center City</b>			
League of Minnesota Cities	669	10.5%	70
Minnesota Association of Small Cities	398	75.1%	299
<b>Total for Entity</b>	<b>\$1,067</b>		<b>\$369</b>
<b>City of Centerville</b>			
League of Minnesota Cities	6,988	10.5%	734
<b>Total for Entity</b>	<b>\$6,988</b>		<b>\$734</b>
<b>City of Ceylon</b>			
League of Minnesota Cities	441	10.5%	46
Minnesota Association of Small Cities	284	75.1%	213
<b>Total for Entity</b>	<b>\$725</b>		<b>\$259</b>
<b>City of Champlin</b>			
Association of Metropolitan Municipalities	7,448	50.0%	3,724
League of Minnesota Cities	15,703	10.5%	1,649
North Metro Crossing Coalition	2,100	100.0%	2,100
North Metro Mayors Association	10,904	55.0%	5,997
<b>Total for Entity</b>	<b>\$36,155</b>		<b>\$13,470</b>
<b>City of Chandler</b>			
League of Minnesota Cities	354	10.5%	37
<b>Total for Entity</b>	<b>\$354</b>		<b>\$37</b>
<b>City of Chanhassen</b>			
Association of Metropolitan Municipalities	7,241	50.0%	3,620
League of Minnesota Cities	15,338	10.5%	1,610
<b>Total for Entity</b>	<b>\$22,579</b>		<b>\$5,230</b>
<b>City of Chaska</b>			
Association of Metropolitan Municipalities	7,499	50.0%	3,750
League of Minnesota Cities	15,642	10.5%	1,642
<b>Total for Entity</b>	<b>\$23,141</b>		<b>\$5,392</b>

**Table 5**  
**2011 Lobbying Expenditures Paid With Association Dues**  
**Listed by Entity**

<b>Name of Entity (County)</b> <b>Association Name</b>	<b>Total Local Government Dues</b>	<b>Proportion of Dues Used for Lobbying</b>	<b>Total Dues Used for Lobbying</b>
<b>City of Chatfield</b>			
League of Minnesota Cities	2,563	10.5%	269
Minnesota Association of Small Cities	1,339	75.1%	1,006
<b>Total for Entity</b>	<b>\$3,902</b>		<b>\$1,275</b>
<b>City of Chickamaw Beach</b>			
League of Minnesota Cities	333	10.5%	35
<b>Total for Entity</b>	<b>\$333</b>		<b>\$35</b>
<b>City of Chisago City</b>			
League of Minnesota Cities	4,489	10.5%	471
<b>Total for Entity</b>	<b>\$4,489</b>		<b>\$471</b>
<b>City of Chisholm</b>			
League of Minnesota Cities	4,497	10.5%	472
<b>Total for Entity</b>	<b>\$4,497</b>		<b>\$472</b>
<b>City of Chokio</b>			
League of Minnesota Cities	468	10.5%	49
<b>Total for Entity</b>	<b>\$468</b>		<b>\$49</b>
<b>City of Circle Pines</b>			
Association of Metropolitan Municipalities	2,227	50.0%	1,114
League of Minnesota Cities	4,446	10.5%	467
North Metro I35W Corridor Coalition	1,670	93.5%	1,561
North Metro Mayors Association	2,080	55.0%	1,144
<b>Total for Entity</b>	<b>\$10,423</b>		<b>\$4,286</b>
<b>City of Clara City</b>			
League of Minnesota Cities	1,313	10.5%	138
Minnesota Association of Small Cities	753	75.1%	566
<b>Total for Entity</b>	<b>\$2,066</b>		<b>\$704</b>
<b>City of Claremont</b>			
League of Minnesota Cities	599	10.5%	63
<b>Total for Entity</b>	<b>\$599</b>		<b>\$63</b>

**Table 5**  
**2011 Lobbying Expenditures Paid With Association Dues**  
**Listed by Entity**

<b>Name of Entity (County)</b> <b>Association Name</b>	<b>Total Local Government Dues</b>	<b>Proportion of Dues Used for Lobbying</b>	<b>Total Dues Used for Lobbying</b>
<b>City of Clarissa</b>			
League of Minnesota Cities	716	10.5%	75
Minnesota Association of Small Cities	401	75.1%	301
<b>Total for Entity</b>	<b>\$1,117</b>		<b>\$376</b>
<b>City of Clarkfield</b>			
League of Minnesota Cities	876	10.5%	92
Minnesota Association of Small Cities	507	75.1%	381
<b>Total for Entity</b>	<b>\$1,383</b>		<b>\$473</b>
<b>City of Clarks Grove</b>			
League of Minnesota Cities	1,463	10.5%	154
Minnesota Association of Small Cities	438	75.1%	329
<b>Total for Entity</b>	<b>\$1,901</b>		<b>\$483</b>
<b>City of Clear Lake</b>			
League of Minnesota Cities	596	10.5%	63
Minnesota Association of Small Cities	286	75.1%	215
<b>Total for Entity</b>	<b>\$882</b>		<b>\$278</b>
<b>City of Clearbrook</b>			
League of Minnesota Cities	589	10.5%	62
Minnesota Association of Small Cities	371	75.1%	279
<b>Total for Entity</b>	<b>\$960</b>		<b>\$341</b>
<b>City of Clearwater</b>			
League of Minnesota Cities	1,644	10.5%	173
<b>Total for Entity</b>	<b>\$1,644</b>		<b>\$173</b>
<b>City of Clements</b>			
League of Minnesota Cities	333	10.5%	35
Minnesota Association of Small Cities	192	75.1%	144
<b>Total for Entity</b>	<b>\$525</b>		<b>\$179</b>
<b>City of Cleveland</b>			
League of Minnesota Cities	749	10.5%	79
Minnesota Association of Small Cities	441	75.1%	331
<b>Total for Entity</b>	<b>\$1,190</b>		<b>\$410</b>

**Table 5**  
**2011 Lobbying Expenditures Paid With Association Dues**  
**Listed by Entity**

<b>Name of Entity (County)</b> <b>Association Name</b>	<b>Total Local Government Dues</b>	<b>Proportion of Dues Used for Lobbying</b>	<b>Total Dues Used for Lobbying</b>
<b>City of Climax</b>			
League of Minnesota Cities	351	10.5%	37
<b>Total for Entity</b>	<b>\$351</b>		<b>\$37</b>
<b>City of Clinton</b>			
League of Minnesota Cities	511	10.5%	54
Minnesota Association of Small Cities	312	75.1%	234
<b>Total for Entity</b>	<b>\$823</b>		<b>\$288</b>
<b>City of Clitherall</b>			
League of Minnesota Cities	333	10.5%	35
<b>Total for Entity</b>	<b>\$333</b>		<b>\$35</b>
<b>City of Cloquet</b>			
Coalition of Greater Minnesota Cities	8,316	82.5%	6,861
League of Minnesota Cities	9,417	10.5%	989
<b>Total for Entity</b>	<b>\$17,733</b>		<b>\$7,850</b>
<b>City of Coates</b>			
League of Minnesota Cities	333	10.5%	35
Minnesota Association of Small Cities	201	75.1%	151
<b>Total for Entity</b>	<b>\$534</b>		<b>\$186</b>
<b>City of Cohasset</b>			
Coalition of Utility Cities	15,414	67.5%	10,404
League of Minnesota Cities	2,492	10.5%	262
<b>Total for Entity</b>	<b>\$17,906</b>		<b>\$10,666</b>
<b>City of Cokato</b>			
League of Minnesota Cities	2,488	10.5%	261
<b>Total for Entity</b>	<b>\$2,488</b>		<b>\$261</b>
<b>City of Cold Spring</b>			
League of Minnesota Cities	3,660	10.5%	384
<b>Total for Entity</b>	<b>\$3,660</b>		<b>\$384</b>



**Table 5**  
**2011 Lobbying Expenditures Paid With Association Dues**  
**Listed by Entity**

<b>Name of Entity (County)</b> <b>Association Name</b>	<b>Total Local Government Dues</b>	<b>Proportion of Dues Used for Lobbying</b>	<b>Total Dues Used for Lobbying</b>
<b>City of Coleraine</b>			
League of Minnesota Cities	1,851	10.5%	194
Range Association of Municipalities and Schools	700	57.3%	401
<b>Total for Entity</b>	<b>\$2,551</b>		<b>\$595</b>
<b>City of Cologne</b>			
League of Minnesota Cities	1,453	10.5%	153
Minnesota Association of Small Cities	768	75.1%	577
<b>Total for Entity</b>	<b>\$2,221</b>		<b>\$730</b>
<b>City of Columbia Heights</b>			
League of Minnesota Cities	27,167	10.5%	2,853
<b>Total for Entity</b>	<b>\$27,167</b>		<b>\$2,853</b>
<b>City of Columbus</b>			
League of Minnesota Cities	3,562	10.5%	374
<b>Total for Entity</b>	<b>\$3,562</b>		<b>\$374</b>
<b>City of Comfrey</b>			
League of Minnesota Cities	452	10.5%	47
Minnesota Association of Small Cities	281	75.1%	211
<b>Total for Entity</b>	<b>\$733</b>		<b>\$258</b>
<b>City of Comstock</b>			
League of Minnesota Cities	666	10.5%	70
Minnesota Association of Small Cities	174	75.1%	131
<b>Total for Entity</b>	<b>\$840</b>		<b>\$201</b>
<b>City of Conger</b>			
League of Minnesota Cities	333	10.5%	35
<b>Total for Entity</b>	<b>\$333</b>		<b>\$35</b>
<b>City of Cook</b>			
League of Minnesota Cities	621	10.5%	65
<b>Total for Entity</b>	<b>\$621</b>		<b>\$65</b>

**Table 5**  
**2011 Lobbying Expenditures Paid With Association Dues**  
**Listed by Entity**

<b>Name of Entity (County)</b> <b>Association Name</b>	<b>Total Local Government Dues</b>	<b>Proportion of Dues Used for Lobbying</b>	<b>Total Dues Used for Lobbying</b>
<b>City of Coon Rapids</b>			
Association of Metropolitan Municipalities	12,750	50.0%	6,375
League of Minnesota Cities	26,612	10.5%	2,794
North Metro Mayors Association	28,645	55.0%	15,755
<b>Total for Entity</b>	<b>\$68,007</b>		<b>\$24,924</b>
<b>City of Corcoran</b>			
League of Minnesota Cities	4,791	10.5%	503
<b>Total for Entity</b>	<b>\$4,791</b>		<b>\$503</b>
<b>City of Correll</b>			
League of Minnesota Cities	333	10.5%	35
<b>Total for Entity</b>	<b>\$333</b>		<b>\$35</b>
<b>City of Cosmos</b>			
League of Minnesota Cities	532	10.5%	56
Minnesota Association of Small Cities	379	75.1%	285
<b>Total for Entity</b>	<b>\$911</b>		<b>\$341</b>
<b>City of Cottage Grove</b>			
Association of Metropolitan Municipalities	9,266	50.0%	4,633
League of Minnesota Cities	19,667	10.5%	2,065
<b>Total for Entity</b>	<b>\$28,933</b>		<b>\$6,698</b>
<b>City of Cottonwood</b>			
Minnesota Association of Small Cities	676	75.1%	508
<b>Total for Entity</b>	<b>\$676</b>		<b>\$508</b>
<b>City of Courtland</b>			
Highway 14 Partnership	600	63.6%	382
Minnesota Association of Small Cities	385	75.1%	289
<b>Total for Entity</b>	<b>\$985</b>		<b>\$671</b>
<b>City of Cromwell</b>			
League of Minnesota Cities	333	10.5%	35
Minnesota Association of Small Cities	214	75.1%	161
<b>Total for Entity</b>	<b>\$547</b>		<b>\$196</b>

**Table 5**  
**2011 Lobbying Expenditures Paid With Association Dues**  
**Listed by Entity**

<b>Name of Entity (County)</b> <b>Association Name</b>	<b>Total Local Government Dues</b>	<b>Proportion of Dues Used for Lobbying</b>	<b>Total Dues Used for Lobbying</b>
<b>City of Crookston</b>			
Coalition of Greater Minnesota Cities	11,225	82.5%	9,261
League of Minnesota Cities	6,599	10.5%	693
Minnesota Environmental Science & Economic Review Board	2,064	25.5%	526
<b>Total for Entity</b>	<b>\$19,888</b>		<b>\$10,480</b>
<b>City of Crosby</b>			
League of Minnesota Cities	2,217	10.5%	233
<b>Total for Entity</b>	<b>\$2,217</b>		<b>\$233</b>
<b>City of Crosslake</b>			
League of Minnesota Cities	2,001	10.5%	210
Minnesota Association of Small Cities	1,123	75.1%	843
<b>Total for Entity</b>	<b>\$3,124</b>		<b>\$1,053</b>
<b>City of Crystal</b>			
Association of Metropolitan Municipalities	7,617	50.0%	3,808
League of Minnesota Cities	15,040	10.5%	1,579
<b>Total for Entity</b>	<b>\$22,657</b>		<b>\$5,387</b>
<b>City of Currie</b>			
League of Minnesota Cities	333	10.5%	35
<b>Total for Entity</b>	<b>\$333</b>		<b>\$35</b>
<b>City of Cuyuna</b>			
League of Minnesota Cities	408	10.5%	43
<b>Total for Entity</b>	<b>\$408</b>		<b>\$43</b>
<b>City of Cyrus</b>			
League of Minnesota Cities	370	10.5%	39
<b>Total for Entity</b>	<b>\$370</b>		<b>\$39</b>
<b>City of Dakota</b>			
League of Minnesota Cities	400	10.5%	42
<b>Total for Entity</b>	<b>\$400</b>		<b>\$42</b>

**Table 5**  
**2011 Lobbying Expenditures Paid With Association Dues**  
**Listed by Entity**

<b>Name of Entity (County)</b> <b>Association Name</b>	<b>Total Local Government Dues</b>	<b>Proportion of Dues Used for Lobbying</b>	<b>Total Dues Used for Lobbying</b>
<b>City of Dalton</b>			
League of Minnesota Cities	339	10.5%	36
Minnesota Association of Small Cities	235	75.1%	176
<b>Total for Entity</b>	<b>\$574</b>		<b>\$212</b>
<b>City of Danube</b>			
League of Minnesota Cities	561	10.5%	59
Minnesota Association of Small Cities	341	75.1%	256
<b>Total for Entity</b>	<b>\$902</b>		<b>\$315</b>
<b>City of Danvers</b>			
League of Minnesota Cities	333	10.5%	35
Minnesota Association of Small Cities	164	75.1%	123
<b>Total for Entity</b>	<b>\$497</b>		<b>\$158</b>
<b>City of Darfur</b>			
League of Minnesota Cities	333	10.5%	35
<b>Total for Entity</b>	<b>\$333</b>		<b>\$35</b>
<b>City of Darwin</b>			
League of Minnesota Cities	424	10.5%	45
<b>Total for Entity</b>	<b>\$424</b>		<b>\$45</b>
<b>City of Dassel</b>			
League of Minnesota Cities	1,409	10.5%	148
<b>Total for Entity</b>	<b>\$1,409</b>		<b>\$148</b>
<b>City of Dawson</b>			
League of Minnesota Cities	1,472	10.5%	155
Minnesota Association of Small Cities	802	75.1%	602
<b>Total for Entity</b>	<b>\$2,274</b>		<b>\$757</b>
<b>City of Dayton</b>			
Association of Metropolitan Municipalities	2,158	50.0%	1,079
League of Minnesota Cities	4,229	10.5%	444
North Metro Mayors Association	2,080	55.0%	1,144
<b>Total for Entity</b>	<b>\$8,467</b>		<b>\$2,667</b>

**Table 5**  
**2011 Lobbying Expenditures Paid With Association Dues**  
**Listed by Entity**

<b>Name of Entity (County)</b> <b>Association Name</b>	<b>Total Local Government Dues</b>	<b>Proportion of Dues Used for Lobbying</b>	<b>Total Dues Used for Lobbying</b>
<b>City of De Graff</b>			
League of Minnesota Cities	333	10.5%	35
Minnesota Association of Small Cities	183	75.1%	137
<b>Total for Entity</b>	<b>\$516</b>		<b>\$172</b>
<b>City of Deephaven</b>			
League of Minnesota Cities	3,323	10.5%	349
<b>Total for Entity</b>	<b>\$3,323</b>		<b>\$349</b>
<b>City of Deer Creek</b>			
League of Minnesota Cities	400	10.5%	42
<b>Total for Entity</b>	<b>\$400</b>		<b>\$42</b>
<b>City of Deer River</b>			
League of Minnesota Cities	935	10.5%	98
<b>Total for Entity</b>	<b>\$935</b>		<b>\$98</b>
<b>City of Deerwood</b>			
League of Minnesota Cities	584	10.5%	61
<b>Total for Entity</b>	<b>\$584</b>		<b>\$61</b>
<b>City of Delano</b>			
League of Minnesota Cities	4,852	10.5%	509
<b>Total for Entity</b>	<b>\$4,852</b>		<b>\$509</b>
<b>City of Delavan</b>			
League of Minnesota Cities	333	10.5%	35
<b>Total for Entity</b>	<b>\$333</b>		<b>\$35</b>
<b>City of Delhi</b>			
League of Minnesota Cities	333	10.5%	35
Minnesota Association of Small Cities	153	75.1%	115
<b>Total for Entity</b>	<b>\$486</b>		<b>\$150</b>
<b>City of Dellwood</b>			
League of Minnesota Cities	1,052	10.5%	110
<b>Total for Entity</b>	<b>\$1,052</b>		<b>\$110</b>

**Table 5**  
**2011 Lobbying Expenditures Paid With Association Dues**  
**Listed by Entity**

Name of Entity (County) Association Name	Total Local Government Dues	Proportion of Dues Used for Lobbying	Total Dues Used for Lobbying
<b>City of Denham</b>			
League of Minnesota Cities	333	10.5%	35
<b>Total for Entity</b>	<b>\$333</b>		<b>\$35</b>
<b>City of Dennison</b>			
League of Minnesota Cities	666	10.5%	70
<b>Total for Entity</b>	<b>\$666</b>		<b>\$70</b>
<b>City of Dent</b>			
League of Minnesota Cities	333	10.5%	35
Minnesota Association of Small Cities	206	75.1%	155
<b>Total for Entity</b>	<b>\$539</b>		<b>\$190</b>
<b>City of Detroit Lakes</b>			
Coalition of Greater Minnesota Cities	12,261	82.5%	10,115
League of Minnesota Cities	7,087	10.5%	744
Minnesota Environmental Science & Economic Review Board	2,422	25.5%	618
<b>Total for Entity</b>	<b>\$21,770</b>		<b>\$11,477</b>
<b>City of Dexter</b>			
League of Minnesota Cities	416	10.5%	44
Minnesota Association of Small Cities	271	75.1%	204
<b>Total for Entity</b>	<b>\$687</b>		<b>\$248</b>
<b>City of Dilworth</b>			
League of Minnesota Cities	3,659	10.5%	384
<b>Total for Entity</b>	<b>\$3,659</b>		<b>\$384</b>
<b>City of Dodge Center</b>			
Coalition of Greater Minnesota Cities	994	82.5%	820
<b>Total for Entity</b>	<b>\$994</b>		<b>\$820</b>
<b>City of Donaldson</b>			
League of Minnesota Cities	555	10.5%	58
<b>Total for Entity</b>	<b>\$555</b>		<b>\$58</b>
<b>City of Donnelly</b>			
League of Minnesota Cities	333	10.5%	35
<b>Total for Entity</b>	<b>\$333</b>		<b>\$35</b>

**Table 5**  
**2011 Lobbying Expenditures Paid With Association Dues**  
**Listed by Entity**

<b>Name of Entity (County)</b> <b>Association Name</b>	<b>Total Local Government Dues</b>	<b>Proportion of Dues Used for Lobbying</b>	<b>Total Dues Used for Lobbying</b>
<b>City of Doran</b>			
League of Minnesota Cities	333	10.5%	35
<b>Total for Entity</b>	<b>\$333</b>		<b>\$35</b>
<b>City of Dover</b>			
League of Minnesota Cities	763	10.5%	80
<b>Total for Entity</b>	<b>\$763</b>		<b>\$80</b>
<b>City of Dovray</b>			
League of Minnesota Cities	333	10.5%	35
<b>Total for Entity</b>	<b>\$333</b>		<b>\$35</b>
<b>City of Duluth</b>			
League of Minnesota Cities	29,227	10.5%	3,069
<b>Total for Entity</b>	<b>\$29,227</b>		<b>\$3,069</b>
<b>City of Dumont</b>			
League of Minnesota Cities	333	10.5%	35
<b>Total for Entity</b>	<b>\$333</b>		<b>\$35</b>
<b>City of Dundas</b>			
League of Minnesota Cities	1,320	10.5%	139
<b>Total for Entity</b>	<b>\$1,320</b>		<b>\$139</b>
<b>City of Dundee</b>			
Minnesota Association of Small Cities	163	75.1%	122
<b>Total for Entity</b>	<b>\$163</b>		<b>\$122</b>
<b>City of Dunnell</b>			
Minnesota Association of Small Cities	200	75.1%	150
<b>Total for Entity</b>	<b>\$200</b>		<b>\$150</b>
<b>City of Eagan</b>			
Association of Metropolitan Municipalities	12,896	50.0%	6,448
League of Minnesota Cities	26,900	10.5%	2,824
Municipal Legislative Commission	10,000	92.7%	9,270
<b>Total for Entity</b>	<b>\$49,796</b>		<b>\$18,542</b>

**Table 5**  
**2011 Lobbying Expenditures Paid With Association Dues**  
**Listed by Entity**

<b>Name of Entity (County)</b> <b>Association Name</b>	<b>Total Local Government Dues</b>	<b>Proportion of Dues Used for Lobbying</b>	<b>Total Dues Used for Lobbying</b>
<b>City of Eagle Bend</b>			
League of Minnesota Cities	587	10.5%	62
Minnesota Association of Small Cities	394	75.1%	296
<b>Total for Entity</b>	<b>\$981</b>		<b>\$358</b>
<b>City of Eagle Lake</b>			
League of Minnesota Cities	2,154	10.5%	226
<b>Total for Entity</b>	<b>\$2,154</b>		<b>\$226</b>
<b>City of East Bethel</b>			
League of Minnesota Cities	9,112	10.5%	957
<b>Total for Entity</b>	<b>\$9,112</b>		<b>\$957</b>
<b>City of East Grand Forks</b>			
Coalition of Greater Minnesota Cities	11,006	82.5%	9,080
League of Minnesota Cities	7,110	10.5%	747
Minnesota Environmental Science & Economic Review Board	1,927	25.5%	491
<b>Total for Entity</b>	<b>\$20,043</b>		<b>\$10,318</b>
<b>City of East Gull Lake</b>			
League of Minnesota Cities	1,000	10.5%	105
Minnesota Association of Small Cities	613	75.1%	460
<b>Total for Entity</b>	<b>\$1,613</b>		<b>\$565</b>
<b>City of Easton</b>			
League of Minnesota Cities	333	10.5%	35
Minnesota Association of Small Cities	210	75.1%	158
<b>Total for Entity</b>	<b>\$543</b>		<b>\$193</b>
<b>City of Echo</b>			
League of Minnesota Cities	333	10.5%	35
Minnesota Association of Small Cities	230	75.1%	173
<b>Total for Entity</b>	<b>\$563</b>		<b>\$208</b>
<b>City of Eden Prairie</b>			
League of Minnesota Cities	26,540	10.5%	2,787
Municipal Legislative Commission	10,000	92.7%	9,270
<b>Total for Entity</b>	<b>\$36,540</b>		<b>\$12,057</b>



**Table 5**  
**2011 Lobbying Expenditures Paid With Association Dues**  
**Listed by Entity**

<b>Name of Entity (County)</b> <b>Association Name</b>	<b>Total Local Government Dues</b>	<b>Proportion of Dues Used for Lobbying</b>	<b>Total Dues Used for Lobbying</b>
<b>City of Eden Valley</b>			
League of Minnesota Cities	1,033	10.5%	108
Minnesota Association of Small Cities	520	75.1%	391
<b>Total for Entity</b>	<b>\$1,553</b>		<b>\$499</b>
<b>City of Edgerton</b>			
Minnesota Association of Small Cities	685	75.1%	514
<b>Total for Entity</b>	<b>\$685</b>		<b>\$514</b>
<b>City of Edina</b>			
Association of Metropolitan Municipalities	11,773	50.0%	5,886
League of Minnesota Cities	24,634	10.5%	2,587
Municipal Legislative Commission	9,800	92.7%	9,085
<b>Total for Entity</b>	<b>\$46,207</b>		<b>\$17,558</b>
<b>City of Effie</b>			
League of Minnesota Cities	333	10.5%	35
Minnesota Association of Small Cities	161	75.1%	121
<b>Total for Entity</b>	<b>\$494</b>		<b>\$156</b>
<b>City of Eitzen</b>			
League of Minnesota Cities	333	10.5%	35
Minnesota Association of Small Cities	225	75.1%	169
<b>Total for Entity</b>	<b>\$558</b>		<b>\$204</b>
<b>City of Elba</b>			
League of Minnesota Cities	666	10.5%	70
<b>Total for Entity</b>	<b>\$666</b>		<b>\$70</b>
<b>City of Elbow Lake</b>			
Coalition of Greater Minnesota Cities	1,216	82.5%	1,003
League of Minnesota Cities	1,151	10.5%	121
<b>Total for Entity</b>	<b>\$2,367</b>		<b>\$1,124</b>
<b>City of Elgin</b>			
League of Minnesota Cities	1,075	10.5%	113
Minnesota Association of Small Cities	561	75.1%	421
<b>Total for Entity</b>	<b>\$1,636</b>		<b>\$534</b>

**Table 5**  
**2011 Lobbying Expenditures Paid With Association Dues**  
**Listed by Entity**

<b>Name of Entity (County)</b> <b>Association Name</b>	<b>Total Local Government Dues</b>	<b>Proportion of Dues Used for Lobbying</b>	<b>Total Dues Used for Lobbying</b>
<b>City of Elizabeth</b>			
League of Minnesota Cities	333	10.5%	35
Minnesota Association of Small Cities	197	75.1%	148
<b>Total for Entity</b>	<b>\$530</b>		<b>\$183</b>
<b>City of Elk River</b>			
League of Minnesota Cities	15,346	10.5%	1,611
<b>Total for Entity</b>	<b>\$15,346</b>		<b>\$1,611</b>
<b>City of Elko New Market</b>			
Association of Metropolitan Municipalities	1,656	50.0%	828
League of Minnesota Cities	3,735	10.5%	392
<b>Total for Entity</b>	<b>\$5,391</b>		<b>\$1,220</b>
<b>City of Elkton</b>			
League of Minnesota Cities	333	10.5%	35
Minnesota Association of Small Cities	183	75.1%	137
<b>Total for Entity</b>	<b>\$516</b>		<b>\$172</b>
<b>City of Ellendale</b>			
League of Minnesota Cities	1,413	10.5%	148
<b>Total for Entity</b>	<b>\$1,413</b>		<b>\$148</b>
<b>City of Ellsworth</b>			
League of Minnesota Cities	524	10.5%	55
Minnesota Association of Small Cities	328	75.1%	246
<b>Total for Entity</b>	<b>\$852</b>		<b>\$301</b>
<b>City of Elmdale</b>			
League of Minnesota Cities	333	10.5%	35
<b>Total for Entity</b>	<b>\$333</b>		<b>\$35</b>
<b>City of Elmore</b>			
League of Minnesota Cities	700	10.5%	74
<b>Total for Entity</b>	<b>\$700</b>		<b>\$74</b>
<b>City of Elrosa</b>			
League of Minnesota Cities	333	10.5%	35
<b>Total for Entity</b>	<b>\$333</b>		<b>\$35</b>

**Table 5**  
**2011 Lobbying Expenditures Paid With Association Dues**  
**Listed by Entity**

<b>Name of Entity (County)</b> <b>Association Name</b>	<b>Total Local Government Dues</b>	<b>Proportion of Dues Used for Lobbying</b>	<b>Total Dues Used for Lobbying</b>
<b>City of Ely</b>			
Coalition of Greater Minnesota Cities	5,108	82.5%	4,214
League of Minnesota Cities	3,163	10.5%	332
Range Association of Municipalities and Schools	700	57.3%	401
<b>Total for Entity</b>	<b>\$8,971</b>		<b>\$4,947</b>
<b>City of Emily</b>			
League of Minnesota Cities	832	10.5%	87
<b>Total for Entity</b>	<b>\$832</b>		<b>\$87</b>
<b>City of Emmons</b>			
League of Minnesota Cities	460	10.5%	48
<b>Total for Entity</b>	<b>\$460</b>		<b>\$48</b>
<b>City of Erhard</b>			
League of Minnesota Cities	333	10.5%	35
Minnesota Association of Small Cities	183	75.1%	137
<b>Total for Entity</b>	<b>\$516</b>		<b>\$172</b>
<b>City of Erskine</b>			
League of Minnesota Cities	559	10.5%	59
Minnesota Association of Small Cities	313	75.1%	235
<b>Total for Entity</b>	<b>\$872</b>		<b>\$294</b>
<b>City of Evan</b>			
Minnesota Association of Small Cities	162	75.1%	122
<b>Total for Entity</b>	<b>\$162</b>		<b>\$122</b>
<b>City of Evansville</b>			
League of Minnesota Cities	655	10.5%	69
<b>Total for Entity</b>	<b>\$655</b>		<b>\$69</b>
<b>City of Eveleth</b>			
Coalition of Greater Minnesota Cities	5,196	82.5%	4,287
League of Minnesota Cities	3,390	10.5%	356
Minnesota Environmental Science & Economic Review Board	1,180	25.5%	301
Range Association of Municipalities and Schools	700	57.3%	401
<b>Total for Entity</b>	<b>\$10,466</b>		<b>\$5,345</b>

**Table 5**  
**2011 Lobbying Expenditures Paid With Association Dues**  
**Listed by Entity**

<b>Name of Entity (County)</b> <b>Association Name</b>	<b>Total Local Government Dues</b>	<b>Proportion of Dues Used for Lobbying</b>	<b>Total Dues Used for Lobbying</b>
<b>City of Excelsior</b>			
Association of Metropolitan Municipalities	1,072	50.0%	536
League of Minnesota Cities	2,043	10.5%	215
<b>Total for Entity</b>	<b>\$3,115</b>		<b>\$751</b>
<b>City of Eyota</b>			
League of Minnesota Cities	1,857	10.5%	195
Minnesota Association of Small Cities	970	75.1%	728
<b>Total for Entity</b>	<b>\$2,827</b>		<b>\$923</b>
<b>City of Fairfax</b>			
League of Minnesota Cities	1,203	10.5%	126
Minnesota Association of Small Cities	720	75.1%	541
<b>Total for Entity</b>	<b>\$1,923</b>		<b>\$667</b>
<b>City of Fairmont</b>			
League of Minnesota Cities	8,524	10.5%	895
<b>Total for Entity</b>	<b>\$8,524</b>		<b>\$895</b>
<b>City of Falcon Heights</b>			
Association of Metropolitan Municipalities	2,407	50.0%	1,204
League of Minnesota Cities	4,749	10.5%	499
<b>Total for Entity</b>	<b>\$7,156</b>		<b>\$1,703</b>
<b>City of Faribault</b>			
League of Minnesota Cities	15,487	10.5%	1,626
Minnesota Environmental Science & Economic Review Board	5,404	25.5%	1,378
<b>Total for Entity</b>	<b>\$20,891</b>		<b>\$3,004</b>
<b>City of Farmington</b>			
League of Minnesota Cities	14,644	10.5%	1,538
<b>Total for Entity</b>	<b>\$14,644</b>		<b>\$1,538</b>
<b>City of Farwell</b>			
League of Minnesota Cities	333	10.5%	35
<b>Total for Entity</b>	<b>\$333</b>		<b>\$35</b>

**Table 5**  
**2011 Lobbying Expenditures Paid With Association Dues**  
**Listed by Entity**

<b>Name of Entity (County)</b> <b>Association Name</b>	<b>Total Local Government Dues</b>	<b>Proportion of Dues Used for Lobbying</b>	<b>Total Dues Used for Lobbying</b>
<b>City of Federal Dam</b>			
League of Minnesota Cities	333	10.5%	35
Minnesota Association of Small Cities	165	75.1%	124
<b>Total for Entity</b>	<b>\$498</b>		<b>\$159</b>
<b>City of Felton</b>			
League of Minnesota Cities	333	10.5%	35
Minnesota Association of Small Cities	200	75.1%	150
<b>Total for Entity</b>	<b>\$533</b>		<b>\$185</b>
<b>City of Fergus Falls</b>			
Coalition of Greater Minnesota Cities	24,192	82.5%	19,958
League of Minnesota Cities	10,038	10.5%	1,054
Minnesota Environmental Science & Economic Review Board	3,655	25.5%	932
<b>Total for Entity</b>	<b>\$37,885</b>		<b>\$21,944</b>
<b>City of Fertile</b>			
League of Minnesota Cities	857	10.5%	90
<b>Total for Entity</b>	<b>\$857</b>		<b>\$90</b>
<b>City of Fifty Lakes</b>			
League of Minnesota Cities	457	10.5%	48
Minnesota Association of Small Cities	303	75.1%	228
<b>Total for Entity</b>	<b>\$760</b>		<b>\$276</b>
<b>City of Finlayson</b>			
League of Minnesota Cities	796	10.5%	84
Minnesota Association of Small Cities	270	75.1%	203
<b>Total for Entity</b>	<b>\$1,066</b>		<b>\$287</b>
<b>City of Fisher</b>			
League of Minnesota Cities	499	10.5%	52
Minnesota Association of Small Cities	298	75.1%	224
<b>Total for Entity</b>	<b>\$797</b>		<b>\$276</b>

**Table 5**  
**2011 Lobbying Expenditures Paid With Association Dues**  
**Listed by Entity**

<b>Name of Entity (County)</b> <b>Association Name</b>	<b>Total Local Government Dues</b>	<b>Proportion of Dues Used for Lobbying</b>	<b>Total Dues Used for Lobbying</b>
<b>City of Flensburg</b>			
League of Minnesota Cities	333	10.5%	35
Minnesota Association of Small Cities	227	75.1%	170
<b>Total for Entity</b>	<b>\$560</b>		<b>\$205</b>
<b>City of Floodwood</b>			
League of Minnesota Cities	581	10.5%	61
Minnesota Association of Small Cities	361	75.1%	271
<b>Total for Entity</b>	<b>\$942</b>		<b>\$332</b>
<b>City of Florence</b>			
League of Minnesota Cities	333	10.5%	35
<b>Total for Entity</b>	<b>\$333</b>		<b>\$35</b>
<b>City of Foley</b>			
League of Minnesota Cities	2,408	10.5%	253
<b>Total for Entity</b>	<b>\$2,408</b>		<b>\$253</b>
<b>City of Forada</b>			
League of Minnesota Cities	333	10.5%	35
<b>Total for Entity</b>	<b>\$333</b>		<b>\$35</b>
<b>City of Forest Lake</b>			
Association of Metropolitan Municipalities	6,028	50.0%	3,014
League of Minnesota Cities	25,952	10.5%	2,725
<b>Total for Entity</b>	<b>\$31,980</b>		<b>\$5,739</b>
<b>City of Foreston</b>			
Minnesota Association of Small Cities	348	75.1%	261
<b>Total for Entity</b>	<b>\$348</b>		<b>\$261</b>
<b>City of Fort Ripley</b>			
League of Minnesota Cities	333	10.5%	35
<b>Total for Entity</b>	<b>\$333</b>		<b>\$35</b>
<b>City of Fosston</b>			
League of Minnesota Cities	1,461	10.5%	153
Minnesota Association of Small Cities	837	75.1%	629
<b>Total for Entity</b>	<b>\$2,298</b>		<b>\$782</b>

**Table 5**  
**2011 Lobbying Expenditures Paid With Association Dues**  
**Listed by Entity**

<b>Name of Entity (County)</b> <b>Association Name</b>	<b>Total Local Government Dues</b>	<b>Proportion of Dues Used for Lobbying</b>	<b>Total Dues Used for Lobbying</b>
<b>City of Fountain</b>			
League of Minnesota Cities	477	10.5%	50
Minnesota Association of Small Cities	288	75.1%	216
<b>Total for Entity</b>	<b>\$765</b>		<b>\$266</b>
<b>City of Foxhome</b>			
League of Minnesota Cities	333	10.5%	35
Minnesota Association of Small Cities	172	75.1%	129
<b>Total for Entity</b>	<b>\$505</b>		<b>\$164</b>
<b>City of Franklin</b>			
League of Minnesota Cities	565	10.5%	59
Minnesota Association of Small Cities	340	75.1%	255
<b>Total for Entity</b>	<b>\$905</b>		<b>\$314</b>
<b>City of Frazee</b>			
League of Minnesota Cities	1,305	10.5%	137
Minnesota Association of Small Cities	785	75.1%	590
<b>Total for Entity</b>	<b>\$2,090</b>		<b>\$727</b>
<b>City of Freeport</b>			
League of Minnesota Cities	672	10.5%	71
<b>Total for Entity</b>	<b>\$672</b>		<b>\$71</b>
<b>City of Fridley</b>			
Association of Metropolitan Municipalities	8,431	50.0%	4,216
League of Minnesota Cities	16,921	10.5%	1,777
<b>Total for Entity</b>	<b>\$25,352</b>		<b>\$5,993</b>
<b>City of Frost</b>			
League of Minnesota Cities	333	10.5%	35
Minnesota Association of Small Cities	223	75.1%	167
<b>Total for Entity</b>	<b>\$556</b>		<b>\$202</b>
<b>City of Fulda</b>			
League of Minnesota Cities	1,277	10.5%	134
Minnesota Association of Small Cities	740	75.1%	556
<b>Total for Entity</b>	<b>\$2,017</b>		<b>\$690</b>

**Table 5**  
**2011 Lobbying Expenditures Paid With Association Dues**  
**Listed by Entity**

<b>Name of Entity (County)</b> <b>Association Name</b>	<b>Total Local Government Dues</b>	<b>Proportion of Dues Used for Lobbying</b>	<b>Total Dues Used for Lobbying</b>
<b>City of Garfield</b>			
League of Minnesota Cities	428	10.5%	45
<b>Total for Entity</b>	<b>\$428</b>		<b>\$45</b>
<b>City of Garrison</b>			
League of Minnesota Cities	333	10.5%	35
Minnesota Association of Small Cities	223	75.1%	167
<b>Total for Entity</b>	<b>\$556</b>		<b>\$202</b>
<b>City of Garvin</b>			
League of Minnesota Cities	333	10.5%	35
<b>Total for Entity</b>	<b>\$333</b>		<b>\$35</b>
<b>City of Gary</b>			
League of Minnesota Cities	333	10.5%	35
<b>Total for Entity</b>	<b>\$333</b>		<b>\$35</b>
<b>City of Gaylord</b>			
League of Minnesota Cities	2,146	10.5%	225
Minnesota Association of Small Cities	1,221	75.1%	917
<b>Total for Entity</b>	<b>\$3,367</b>		<b>\$1,142</b>
<b>City of Gem Lake</b>			
League of Minnesota Cities	462	10.5%	49
<b>Total for Entity</b>	<b>\$462</b>		<b>\$49</b>
<b>City of Geneva</b>			
League of Minnesota Cities	605	10.5%	64
<b>Total for Entity</b>	<b>\$605</b>		<b>\$64</b>
<b>City of Georgetown</b>			
League of Minnesota Cities	666	10.5%	70
<b>Total for Entity</b>	<b>\$666</b>		<b>\$70</b>
<b>City of Ghent</b>			
League of Minnesota Cities	442	10.5%	46
Minnesota Association of Small Cities	284	75.1%	213
<b>Total for Entity</b>	<b>\$726</b>		<b>\$259</b>



**Table 5**  
**2011 Lobbying Expenditures Paid With Association Dues**  
**Listed by Entity**

Name of Entity (County) Association Name	Total Local Government Dues	Proportion of Dues Used for Lobbying	Total Dues Used for Lobbying
<b>City of Gibbon</b>			
League of Minnesota Cities	796	10.5%	84
<b>Total for Entity</b>	<b>\$796</b>		<b>\$84</b>
<b>City of Gilbert</b>			
Range Association of Municipalities and Schools	700	57.3%	401
<b>Total for Entity</b>	<b>\$700</b>		<b>\$401</b>
<b>City of Gilman</b>			
League of Minnesota Cities	333	10.5%	35
<b>Total for Entity</b>	<b>\$333</b>		<b>\$35</b>
<b>City of Glencoe</b>			
Coalition of Greater Minnesota Cities	8,304	82.5%	6,851
League of Minnesota Cities	4,972	10.5%	522
Minnesota Environmental Science & Economic Review Board	1,538	25.5%	392
<b>Total for Entity</b>	<b>\$14,814</b>		<b>\$7,765</b>
<b>City of Glenville</b>			
League of Minnesota Cities	682	10.5%	72
<b>Total for Entity</b>	<b>\$682</b>		<b>\$72</b>
<b>City of Glenwood</b>			
Coalition of Greater Minnesota Cities	4,050	82.5%	3,341
League of Minnesota Cities	2,374	10.5%	249
<b>Total for Entity</b>	<b>\$6,424</b>		<b>\$3,590</b>
<b>City of Golden Valley</b>			
Association of Metropolitan Municipalities	7,137	50.0%	3,568
League of Minnesota Cities	14,378	10.5%	1,510
<b>Total for Entity</b>	<b>\$21,515</b>		<b>\$5,078</b>
<b>City of Gonvick</b>			
League of Minnesota Cities	364	10.5%	38
<b>Total for Entity</b>	<b>\$364</b>		<b>\$38</b>
<b>City of Good Thunder</b>			
League of Minnesota Cities	629	10.5%	66
<b>Total for Entity</b>	<b>\$629</b>		<b>\$66</b>

**Table 5**  
**2011 Lobbying Expenditures Paid With Association Dues**  
**Listed by Entity**

<b>Name of Entity (County)</b> <b>Association Name</b>	<b>Total Local Government Dues</b>	<b>Proportion of Dues Used for Lobbying</b>	<b>Total Dues Used for Lobbying</b>
<b>City of Goodhue</b>			
League of Minnesota Cities	1,151	10.5%	121
Minnesota Association of Small Cities	528	75.1%	397
<b>Total for Entity</b>	<b>\$1,679</b>		<b>\$518</b>
<b>City of Goodridge</b>			
League of Minnesota Cities	333	10.5%	35
Minnesota Association of Small Cities	172	75.1%	129
<b>Total for Entity</b>	<b>\$505</b>		<b>\$164</b>
<b>City of Goodview</b>			
Coalition of Greater Minnesota Cities	3,611	82.5%	2,979
League of Minnesota Cities	3,670	10.5%	385
<b>Total for Entity</b>	<b>\$7,281</b>		<b>\$3,364</b>
<b>City of Graceville</b>			
League of Minnesota Cities	624	10.5%	66
Minnesota Association of Small Cities	380	75.1%	285
<b>Total for Entity</b>	<b>\$1,004</b>		<b>\$351</b>
<b>City of Granada</b>			
League of Minnesota Cities	383	10.5%	40
<b>Total for Entity</b>	<b>\$383</b>		<b>\$40</b>
<b>City of Grand Marais</b>			
Coalition of Greater Minnesota Cities	660	82.5%	544
<b>Total for Entity</b>	<b>\$660</b>		<b>\$544</b>
<b>City of Grand Meadow</b>			
League of Minnesota Cities	1,119	10.5%	117
<b>Total for Entity</b>	<b>\$1,119</b>		<b>\$117</b>
<b>City of Grand Rapids</b>			
Coalition of Greater Minnesota Cities	12,336	82.5%	10,177
League of Minnesota Cities	8,469	10.5%	889
Minnesota Environmental Science & Economic Review Board	2,508	25.5%	640
Range Association of Municipalities and Schools	950	57.3%	544
<b>Total for Entity</b>	<b>\$24,263</b>		<b>\$12,250</b>

**Table 5**  
**2011 Lobbying Expenditures Paid With Association Dues**  
**Listed by Entity**

<b>Name of Entity (County)</b> <b>Association Name</b>	<b>Total Local Government Dues</b>	<b>Proportion of Dues Used for Lobbying</b>	<b>Total Dues Used for Lobbying</b>
<b>City of Granite Falls</b>			
Coalition of Greater Minnesota Cities	5,527	82.5%	4,560
Coalition of Utility Cities	1,468	67.5%	991
League of Minnesota Cities	2,667	10.5%	280
Minnesota Environmental Science & Economic Review Board	966	25.5%	246
<b>Total for Entity</b>	<b>\$10,628</b>		<b>\$6,077</b>
<b>City of Grant</b>			
League of Minnesota Cities	3,723	10.5%	391
<b>Total for Entity</b>	<b>\$3,723</b>		<b>\$391</b>
<b>City of Grasston</b>			
League of Minnesota Cities	333	10.5%	35
<b>Total for Entity</b>	<b>\$333</b>		<b>\$35</b>
<b>City of Green Isle</b>			
League of Minnesota Cities	608	10.5%	64
Minnesota Association of Small Cities	323	75.1%	243
<b>Total for Entity</b>	<b>\$931</b>		<b>\$307</b>
<b>City of Greenbush</b>			
League of Minnesota Cities	749	10.5%	79
Minnesota Association of Small Cities	453	75.1%	340
<b>Total for Entity</b>	<b>\$1,202</b>		<b>\$419</b>
<b>City of Greenfield</b>			
League of Minnesota Cities	2,561	10.5%	269
<b>Total for Entity</b>	<b>\$2,561</b>		<b>\$269</b>
<b>City of Greenwald</b>			
League of Minnesota Cities	333	10.5%	35
<b>Total for Entity</b>	<b>\$333</b>		<b>\$35</b>
<b>City of Greenwood</b>			
League of Minnesota Cities	722	10.5%	76
<b>Total for Entity</b>	<b>\$722</b>		<b>\$76</b>

**Table 5**  
**2011 Lobbying Expenditures Paid With Association Dues**  
**Listed by Entity**

<b>Name of Entity (County)</b> <b>Association Name</b>	<b>Total Local Government Dues</b>	<b>Proportion of Dues Used for Lobbying</b>	<b>Total Dues Used for Lobbying</b>
<b>City of Grey Eagle</b>			
League of Minnesota Cities	422	10.5%	44
<b>Total for Entity</b>	<b>\$422</b>		<b>\$44</b>
<b>City of Grove City</b>			
League of Minnesota Cities	675	10.5%	71
<b>Total for Entity</b>	<b>\$675</b>		<b>\$71</b>
<b>City of Grygla</b>			
League of Minnesota Cities	333	10.5%	35
Minnesota Association of Small Cities	228	75.1%	171
<b>Total for Entity</b>	<b>\$561</b>		<b>\$206</b>
<b>City of Gully</b>			
League of Minnesota Cities	666	10.5%	70
<b>Total for Entity</b>	<b>\$666</b>		<b>\$70</b>
<b>City of Hackensack</b>			
League of Minnesota Cities	392	10.5%	41
Minnesota Association of Small Cities	261	75.1%	196
<b>Total for Entity</b>	<b>\$653</b>		<b>\$237</b>
<b>City of Halstad</b>			
League of Minnesota Cities	642	10.5%	67
<b>Total for Entity</b>	<b>\$642</b>		<b>\$67</b>
<b>City of Ham Lake</b>			
League of Minnesota Cities	11,359	10.5%	1,193
<b>Total for Entity</b>	<b>\$11,359</b>		<b>\$1,193</b>
<b>City of Hamburg</b>			
League of Minnesota Cities	568	10.5%	60
Minnesota Association of Small Cities	371	75.1%	279
<b>Total for Entity</b>	<b>\$939</b>		<b>\$339</b>
<b>City of Hammond</b>			
League of Minnesota Cities	333	10.5%	35
<b>Total for Entity</b>	<b>\$333</b>		<b>\$35</b>

**Table 5**  
**2011 Lobbying Expenditures Paid With Association Dues**  
**Listed by Entity**

<b>Name of Entity (County)</b> <b>Association Name</b>	<b>Total Local Government Dues</b>	<b>Proportion of Dues Used for Lobbying</b>	<b>Total Dues Used for Lobbying</b>
<b>City of Hampton</b>			
League of Minnesota Cities	723	10.5%	76
<b>Total for Entity</b>	<b>\$723</b>		<b>\$76</b>
<b>City of Hancock</b>			
League of Minnesota Cities	790	10.5%	83
Minnesota Association of Small Cities	464	75.1%	348
<b>Total for Entity</b>	<b>\$1,254</b>		<b>\$431</b>
<b>City of Hanley Falls</b>			
League of Minnesota Cities	384	10.5%	40
<b>Total for Entity</b>	<b>\$384</b>		<b>\$40</b>
<b>City of Hanover</b>			
Association of Metropolitan Municipalities	150	50.0%	75
League of Minnesota Cities	2,703	10.5%	284
Minnesota Association of Small Cities	1,289	75.1%	968
<b>Total for Entity</b>	<b>\$4,142</b>		<b>\$1,327</b>
<b>City of Hanska</b>			
League of Minnesota Cities	470	10.5%	49
Minnesota Association of Small Cities	307	75.1%	231
<b>Total for Entity</b>	<b>\$777</b>		<b>\$280</b>
<b>City of Harding</b>			
League of Minnesota Cities	333	10.5%	35
<b>Total for Entity</b>	<b>\$333</b>		<b>\$35</b>
<b>City of Hardwick</b>			
Minnesota Association of Small Cities	210	75.1%	158
<b>Total for Entity</b>	<b>\$210</b>		<b>\$158</b>
<b>City of Harmony</b>			
League of Minnesota Cities	1,014	10.5%	106
Minnesota Association of Small Cities	659	75.1%	495
<b>Total for Entity</b>	<b>\$1,673</b>		<b>\$601</b>

**Table 5**  
**2011 Lobbying Expenditures Paid With Association Dues**  
**Listed by Entity**

<b>Name of Entity (County)</b> <b>Association Name</b>	<b>Total Local Government Dues</b>	<b>Proportion of Dues Used for Lobbying</b>	<b>Total Dues Used for Lobbying</b>
<b>City of Harris</b>			
League of Minnesota Cities	1,113	10.5%	117
<b>Total for Entity</b>	<b>\$1,113</b>		<b>\$117</b>
<b>City of Hartland</b>			
League of Minnesota Cities	393	10.5%	41
<b>Total for Entity</b>	<b>\$393</b>		<b>\$41</b>
<b>City of Hastings</b>			
Association of Metropolitan Municipalities	7,224	50.0%	3,612
League of Minnesota Cities	15,048	10.5%	1,580
<b>Total for Entity</b>	<b>\$22,272</b>		<b>\$5,192</b>
<b>City of Hawley</b>			
Coalition of Greater Minnesota Cities	3,232	82.5%	2,666
League of Minnesota Cities	1,936	10.5%	203
Minnesota Association of Small Cities	1,016	75.1%	763
<b>Total for Entity</b>	<b>\$6,184</b>		<b>\$3,632</b>
<b>City of Hayfield</b>			
League of Minnesota Cities	1,296	10.5%	136
<b>Total for Entity</b>	<b>\$1,296</b>		<b>\$136</b>
<b>City of Hayward</b>			
League of Minnesota Cities	336	10.5%	35
<b>Total for Entity</b>	<b>\$336</b>		<b>\$35</b>
<b>City of Hazel Run</b>			
League of Minnesota Cities	333	10.5%	35
<b>Total for Entity</b>	<b>\$333</b>		<b>\$35</b>
<b>City of Hector</b>			
League of Minnesota Cities	1,129	10.5%	119
<b>Total for Entity</b>	<b>\$1,129</b>		<b>\$119</b>
<b>City of Heidelberg</b>			
League of Minnesota Cities	333	10.5%	35
<b>Total for Entity</b>	<b>\$333</b>		<b>\$35</b>

**Table 5**  
**2011 Lobbying Expenditures Paid With Association Dues**  
**Listed by Entity**

<b>Name of Entity (County)</b> <b>Association Name</b>	<b>Total Local Government Dues</b>	<b>Proportion of Dues Used for Lobbying</b>	<b>Total Dues Used for Lobbying</b>
<b>City of Hendricks</b>			
League of Minnesota Cities	744	10.5%	78
Minnesota Association of Small Cities	435	75.1%	327
<b>Total for Entity</b>	<b>\$1,179</b>		<b>\$405</b>
<b>City of Hendrum</b>			
Minnesota Association of Small Cities	263	75.1%	198
<b>Total for Entity</b>	<b>\$263</b>		<b>\$198</b>
<b>City of Henning</b>			
League of Minnesota Cities	822	10.5%	86
<b>Total for Entity</b>	<b>\$822</b>		<b>\$86</b>
<b>City of Henriette</b>			
League of Minnesota Cities	666	10.5%	70
Minnesota Association of Small Cities	165	75.1%	124
<b>Total for Entity</b>	<b>\$831</b>		<b>\$194</b>
<b>City of Herman</b>			
League of Minnesota Cities	501	10.5%	53
<b>Total for Entity</b>	<b>\$501</b>		<b>\$53</b>
<b>City of Hermantown</b>			
League of Minnesota Cities	7,695	10.5%	808
<b>Total for Entity</b>	<b>\$7,695</b>		<b>\$808</b>
<b>City of Heron Lake</b>			
League of Minnesota Cities	731	10.5%	77
<b>Total for Entity</b>	<b>\$731</b>		<b>\$77</b>
<b>City of Hewitt</b>			
League of Minnesota Cities	350	10.5%	37
Minnesota Association of Small Cities	243	75.1%	182
<b>Total for Entity</b>	<b>\$593</b>		<b>\$219</b>
<b>City of Hibbing</b>			
League of Minnesota Cities	12,011	10.5%	1,261
Range Association of Municipalities and Schools	1,200	57.3%	688
<b>Total for Entity</b>	<b>\$13,211</b>		<b>\$1,949</b>

**Table 5**  
**2011 Lobbying Expenditures Paid With Association Dues**  
**Listed by Entity**

<b>Name of Entity (County)</b> <b>Association Name</b>	<b>Total Local Government Dues</b>	<b>Proportion of Dues Used for Lobbying</b>	<b>Total Dues Used for Lobbying</b>
<b>City of Hill City</b>			
League of Minnesota Cities	673	10.5%	71
Minnesota Association of Small Cities	329	75.1%	247
<b>Total for Entity</b>	<b>\$1,002</b>		<b>\$318</b>
<b>City of Hills</b>			
League of Minnesota Cities	720	10.5%	76
Minnesota Association of Small Cities	143	75.1%	107
<b>Total for Entity</b>	<b>\$863</b>		<b>\$183</b>
<b>City of Hilltop</b>			
League of Minnesota Cities	771	10.5%	81
<b>Total for Entity</b>	<b>\$771</b>		<b>\$81</b>
<b>City of Hinckley</b>			
Coalition of Greater Minnesota Cities	1,332	82.5%	1,099
League of Minnesota Cities	1,701	10.5%	179
Minnesota Association of Small Cities	797	75.1%	599
<b>Total for Entity</b>	<b>\$3,830</b>		<b>\$1,877</b>
<b>City of Hitterdal</b>			
League of Minnesota Cities	666	10.5%	70
Minnesota Association of Small Cities	201	75.1%	151
<b>Total for Entity</b>	<b>\$867</b>		<b>\$221</b>
<b>City of Hoffman</b>			
League of Minnesota Cities	716	10.5%	75
Minnesota Association of Small Cities	407	75.1%	306
<b>Total for Entity</b>	<b>\$1,123</b>		<b>\$381</b>
<b>City of Hokah</b>			
League of Minnesota Cities	591	10.5%	62
<b>Total for Entity</b>	<b>\$591</b>		<b>\$62</b>
<b>City of Holdingford</b>			
League of Minnesota Cities	739	10.5%	78
Minnesota Association of Small Cities	462	75.1%	347
<b>Total for Entity</b>	<b>\$1,201</b>		<b>\$425</b>



**Table 5**  
**2011 Lobbying Expenditures Paid With Association Dues**  
**Listed by Entity**

<b>Name of Entity (County)</b> <b>Association Name</b>	<b>Total Local Government Dues</b>	<b>Proportion of Dues Used for Lobbying</b>	<b>Total Dues Used for Lobbying</b>
<b>City of Holland</b>			
League of Minnesota Cities	333	10.5%	35
<b>Total for Entity</b>	<b>\$333</b>		<b>\$35</b>
<b>City of Hollandale</b>			
League of Minnesota Cities	383	10.5%	40
Minnesota Association of Small Cities	248	75.1%	186
<b>Total for Entity</b>	<b>\$631</b>		<b>\$226</b>
<b>City of Holloway</b>			
League of Minnesota Cities	333	10.5%	35
<b>Total for Entity</b>	<b>\$333</b>		<b>\$35</b>
<b>City of Hopkins</b>			
Association of Metropolitan Municipalities	6,047	50.0%	3,024
League of Minnesota Cities	12,765	10.5%	1,340
<b>Total for Entity</b>	<b>\$18,812</b>		<b>\$4,364</b>
<b>City of Houston</b>			
League of Minnesota Cities	978	10.5%	103
Minnesota Association of Small Cities	535	75.1%	402
<b>Total for Entity</b>	<b>\$1,513</b>		<b>\$505</b>
<b>City of Hoyt Lakes</b>			
Coalition of Greater Minnesota Cities	3,140	82.5%	2,590
Coalition of Utility Cities	2,594	67.5%	1,751
League of Minnesota Cities	1,892	10.5%	199
Minnesota Association of Small Cities	992	75.1%	745
Range Association of Municipalities and Schools	700	57.3%	401
<b>Total for Entity</b>	<b>\$9,318</b>		<b>\$5,686</b>
<b>City of Hugo</b>			
Association of Metropolitan Municipalities	4,615	50.0%	2,308
League of Minnesota Cities	10,157	10.5%	1,066
<b>Total for Entity</b>	<b>\$14,772</b>		<b>\$3,374</b>

**Table 5**  
**2011 Lobbying Expenditures Paid With Association Dues**  
**Listed by Entity**

<b>Name of Entity (County)</b> <b>Association Name</b>	<b>Total Local Government Dues</b>	<b>Proportion of Dues Used for Lobbying</b>	<b>Total Dues Used for Lobbying</b>
<b>City of Humboldt</b>			
League of Minnesota Cities	333	10.5%	35
Minnesota Association of Small Cities	145	75.1%	109
<b>Total for Entity</b>	<b>\$478</b>		<b>\$144</b>
<b>City of Hutchinson</b>			
Coalition of Greater Minnesota Cities	18,206	82.5%	15,020
League of Minnesota Cities	10,675	10.5%	1,121
Minnesota Environmental Science & Economic Review Board	3,638	25.5%	928
<b>Total for Entity</b>	<b>\$32,519</b>		<b>\$17,069</b>
<b>City of Ihlen</b>			
League of Minnesota Cities	333	10.5%	35
<b>Total for Entity</b>	<b>\$333</b>		<b>\$35</b>
<b>City of Independence</b>			
Association of Metropolitan Municipalities	1,615	50.0%	808
<b>Total for Entity</b>	<b>\$1,615</b>		<b>\$808</b>
<b>City of International Falls</b>			
Coalition of Greater Minnesota Cities	10,724	82.5%	8,847
League of Minnesota Cities	5,543	10.5%	582
<b>Total for Entity</b>	<b>\$16,267</b>		<b>\$9,429</b>
<b>City of Inver Grove Heights</b>			
Association of Metropolitan Municipalities	9,248	50.0%	4,624
League of Minnesota Cities	19,403	10.5%	2,037
Municipal Legislative Commission	6,840	92.7%	6,341
<b>Total for Entity</b>	<b>\$35,491</b>		<b>\$13,002</b>
<b>City of Iron Junction</b>			
Minnesota Association of Small Cities	158	75.1%	119
<b>Total for Entity</b>	<b>\$158</b>		<b>\$119</b>
<b>City of Ironton</b>			
League of Minnesota Cities	620	10.5%	65
Minnesota Association of Small Cities	377	75.1%	283
<b>Total for Entity</b>	<b>\$997</b>		<b>\$348</b>

**Table 5**  
**2011 Lobbying Expenditures Paid With Association Dues**  
**Listed by Entity**

<b>Name of Entity (County)</b> <b>Association Name</b>	<b>Total Local Government Dues</b>	<b>Proportion of Dues Used for Lobbying</b>	<b>Total Dues Used for Lobbying</b>
<b>City of Isanti</b>			
League of Minnesota Cities	4,699	10.5%	493
<b>Total for Entity</b>	<b>\$4,699</b>		<b>\$493</b>
<b>City of Isle</b>			
League of Minnesota Cities	777	10.5%	82
<b>Total for Entity</b>	<b>\$777</b>		<b>\$82</b>
<b>City of Ivanhoe</b>			
League of Minnesota Cities	608	10.5%	64
Minnesota Association of Small Cities	349	75.1%	262
<b>Total for Entity</b>	<b>\$957</b>		<b>\$326</b>
<b>City of Jackson</b>			
League of Minnesota Cities	3,021	10.5%	317
<b>Total for Entity</b>	<b>\$3,021</b>		<b>\$317</b>
<b>City of Janesville</b>			
Coalition of Greater Minnesota Cities	3,557	82.5%	2,935
Highway 14 Partnership	600	63.6%	382
League of Minnesota Cities	4,167	10.5%	438
<b>Total for Entity</b>	<b>\$8,324</b>		<b>\$3,755</b>
<b>City of Jasper</b>			
League of Minnesota Cities	673	10.5%	71
Minnesota Association of Small Cities	381	75.1%	286
<b>Total for Entity</b>	<b>\$1,054</b>		<b>\$357</b>
<b>City of Jeffers</b>			
League of Minnesota Cities	441	10.5%	46
Minnesota Association of Small Cities	285	75.1%	214
<b>Total for Entity</b>	<b>\$726</b>		<b>\$260</b>
<b>City of Jenkins</b>			
League of Minnesota Cities	495	10.5%	52
<b>Total for Entity</b>	<b>\$495</b>		<b>\$52</b>

**Table 5**  
**2011 Lobbying Expenditures Paid With Association Dues**  
**Listed by Entity**

<b>Name of Entity (County)</b> <b>Association Name</b>	<b>Total Local Government Dues</b>	<b>Proportion of Dues Used for Lobbying</b>	<b>Total Dues Used for Lobbying</b>
<b>City of Jordan</b>			
Association of Metropolitan Municipalities	2,295	50.0%	1,148
League of Minnesota Cities	4,856	10.5%	510
<b>Total for Entity</b>	<b>\$7,151</b>		<b>\$1,658</b>
<b>City of Kandiyohi</b>			
League of Minnesota Cities	548	10.5%	58
Minnesota Association of Small Cities	359	75.1%	270
<b>Total for Entity</b>	<b>\$907</b>		<b>\$328</b>
<b>City of Karlstad</b>			
League of Minnesota Cities	785	10.5%	82
<b>Total for Entity</b>	<b>\$785</b>		<b>\$82</b>
<b>City of Kasota</b>			
League of Minnesota Cities	710	10.5%	75
<b>Total for Entity</b>	<b>\$710</b>		<b>\$75</b>
<b>City of Kasson</b>			
League of Minnesota Cities	5,188	10.5%	545
<b>Total for Entity</b>	<b>\$5,188</b>		<b>\$545</b>
<b>City of Keewatin</b>			
League of Minnesota Cities	1,056	10.5%	111
Range Association of Municipalities and Schools	700	57.3%	401
<b>Total for Entity</b>	<b>\$1,756</b>		<b>\$512</b>
<b>City of Kelliher</b>			
League of Minnesota Cities	347	10.5%	36
Minnesota Association of Small Cities	260	75.1%	195
<b>Total for Entity</b>	<b>\$607</b>		<b>\$231</b>
<b>City of Kellogg</b>			
League of Minnesota Cities	518	10.5%	54
Minnesota Association of Small Cities	331	75.1%	249
<b>Total for Entity</b>	<b>\$849</b>		<b>\$303</b>

**Table 5**  
**2011 Lobbying Expenditures Paid With Association Dues**  
**Listed by Entity**

<b>Name of Entity (County)</b> <b>Association Name</b>	<b>Total Local Government Dues</b>	<b>Proportion of Dues Used for Lobbying</b>	<b>Total Dues Used for Lobbying</b>
<b>City of Kennedy</b>			
League of Minnesota Cities	333	10.5%	35
Minnesota Association of Small Cities	207	75.1%	155
<b>Total for Entity</b>	<b>\$540</b>		<b>\$190</b>
<b>City of Kenneth</b>			
League of Minnesota Cities	333	10.5%	35
<b>Total for Entity</b>	<b>\$333</b>		<b>\$35</b>
<b>City of Kensington</b>			
League of Minnesota Cities	373	10.5%	39
<b>Total for Entity</b>	<b>\$373</b>		<b>\$39</b>
<b>City of Kent</b>			
League of Minnesota Cities	333	10.5%	35
<b>Total for Entity</b>	<b>\$333</b>		<b>\$35</b>
<b>City of Kenyon</b>			
League of Minnesota Cities	1,714	10.5%	180
<b>Total for Entity</b>	<b>\$1,714</b>		<b>\$180</b>
<b>City of Kerkhoven</b>			
League of Minnesota Cities	784	10.5%	82
<b>Total for Entity</b>	<b>\$784</b>		<b>\$82</b>
<b>City of Kerrick</b>			
League of Minnesota Cities	333	10.5%	35
<b>Total for Entity</b>	<b>\$333</b>		<b>\$35</b>
<b>City of Kettle River</b>			
League of Minnesota Cities	333	10.5%	35
Minnesota Association of Small Cities	202	75.1%	152
<b>Total for Entity</b>	<b>\$535</b>		<b>\$187</b>
<b>City of Kiester</b>			
League of Minnesota Cities	557	10.5%	58
Minnesota Association of Small Cities	346	75.1%	260
<b>Total for Entity</b>	<b>\$903</b>		<b>\$318</b>

**Table 5**  
**2011 Lobbying Expenditures Paid With Association Dues**  
**Listed by Entity**

<b>Name of Entity (County)</b> <b>Association Name</b>	<b>Total Local Government Dues</b>	<b>Proportion of Dues Used for Lobbying</b>	<b>Total Dues Used for Lobbying</b>
<b>City of Kilkenny</b>			
League of Minnesota Cities	333	10.5%	35
<b>Total for Entity</b>	<b>\$333</b>		<b>\$35</b>
<b>City of Kimball</b>			
League of Minnesota Cities	787	10.5%	83
Minnesota Association of Small Cities	426	75.1%	320
<b>Total for Entity</b>	<b>\$1,213</b>		<b>\$403</b>
<b>City of Kingston</b>			
League of Minnesota Cities	333	10.5%	35
<b>Total for Entity</b>	<b>\$333</b>		<b>\$35</b>
<b>City of Kinney</b>			
League of Minnesota Cities	666	10.5%	70
Minnesota Association of Small Cities	197	75.1%	148
Range Association of Municipalities and Schools	450	57.3%	258
<b>Total for Entity</b>	<b>\$1,313</b>		<b>\$476</b>
<b>City of La Crescent</b>			
Coalition of Greater Minnesota Cities	7,549	82.5%	6,228
League of Minnesota Cities	4,369	10.5%	459
<b>Total for Entity</b>	<b>\$11,918</b>		<b>\$6,687</b>
<b>City of La Prairie</b>			
League of Minnesota Cities	702	10.5%	74
Minnesota Association of Small Cities	404	75.1%	303
<b>Total for Entity</b>	<b>\$1,106</b>		<b>\$377</b>
<b>City of La Salle</b>			
League of Minnesota Cities	333	10.5%	35
<b>Total for Entity</b>	<b>\$333</b>		<b>\$35</b>
<b>City of Lafayette</b>			
League of Minnesota Cities	1,103	10.5%	116
<b>Total for Entity</b>	<b>\$1,103</b>		<b>\$116</b>

**Table 5**  
**2011 Lobbying Expenditures Paid With Association Dues**  
**Listed by Entity**

<b>Name of Entity (County)</b> <b>Association Name</b>	<b>Total Local Government Dues</b>	<b>Proportion of Dues Used for Lobbying</b>	<b>Total Dues Used for Lobbying</b>
<b>City of Lake Benton</b>			
League of Minnesota Cities	717	10.5%	75
<b>Total for Entity</b>	<b>\$717</b>		<b>\$75</b>
<b>City of Lake Bronson</b>			
League of Minnesota Cities	333	10.5%	35
<b>Total for Entity</b>	<b>\$333</b>		<b>\$35</b>
<b>City of Lake City</b>			
Coalition of Greater Minnesota Cities	1,938	82.5%	1,599
League of Minnesota Cities	4,563	10.5%	479
<b>Total for Entity</b>	<b>\$6,501</b>		<b>\$2,078</b>
<b>City of Lake Crystal</b>			
League of Minnesota Cities	2,360	10.5%	248
Minnesota Association of Small Cities	1,359	75.1%	1,021
<b>Total for Entity</b>	<b>\$3,719</b>		<b>\$1,269</b>
<b>City of Lake Elmo</b>			
Association of Metropolitan Municipalities	3,313	50.0%	1,656
League of Minnesota Cities	6,727	10.5%	706
<b>Total for Entity</b>	<b>\$10,040</b>		<b>\$2,362</b>
<b>City of Lake Lillian</b>			
League of Minnesota Cities	333	10.5%	35
Minnesota Association of Small Cities	228	75.1%	171
<b>Total for Entity</b>	<b>\$561</b>		<b>\$206</b>
<b>City of Lake Park</b>			
League of Minnesota Cities	805	10.5%	85
<b>Total for Entity</b>	<b>\$805</b>		<b>\$85</b>
<b>City of Lake Saint Croix Beach</b>			
Association of Metropolitan Municipalities	546	50.0%	273
League of Minnesota Cities	1,041	10.5%	109
<b>Total for Entity</b>	<b>\$1,587</b>		<b>\$382</b>

**Table 5**  
**2011 Lobbying Expenditures Paid With Association Dues**  
**Listed by Entity**

<b>Name of Entity (County)</b> <b>Association Name</b>	<b>Total Local Government Dues</b>	<b>Proportion of Dues Used for Lobbying</b>	<b>Total Dues Used for Lobbying</b>
<b>City of Lake Shore</b>			
League of Minnesota Cities	1,000	10.5%	105
Minnesota Association of Small Cities	617	75.1%	463
<b>Total for Entity</b>	<b>\$1,617</b>		<b>\$568</b>
<b>City of Lake Wilson</b>			
League of Minnesota Cities	337	10.5%	35
<b>Total for Entity</b>	<b>\$337</b>		<b>\$35</b>
<b>City of Lakefield</b>			
League of Minnesota Cities	1,608	10.5%	169
<b>Total for Entity</b>	<b>\$1,608</b>		<b>\$169</b>
<b>City of Lakeland</b>			
Association of Metropolitan Municipalities	851	50.0%	426
League of Minnesota Cities	1,697	10.5%	178
<b>Total for Entity</b>	<b>\$2,548</b>		<b>\$604</b>
<b>City of Lakeland Shores</b>			
League of Minnesota Cities	390	10.5%	41
Minnesota Association of Small Cities	280	75.1%	210
<b>Total for Entity</b>	<b>\$670</b>		<b>\$251</b>
<b>City of Lakeville</b>			
League of Minnesota Cities	26,029	10.5%	2,733
Municipal Legislative Commission	10,000	92.7%	9,270
<b>Total for Entity</b>	<b>\$36,029</b>		<b>\$12,003</b>
<b>City of Lamberton</b>			
Minnesota Association of Small Cities	489	75.1%	367
<b>Total for Entity</b>	<b>\$489</b>		<b>\$367</b>
<b>City of Lancaster</b>			
League of Minnesota Cities	415	10.5%	44
<b>Total for Entity</b>	<b>\$415</b>		<b>\$44</b>



**Table 5**  
**2011 Lobbying Expenditures Paid With Association Dues**  
**Listed by Entity**

<b>Name of Entity (County)</b> <b>Association Name</b>	<b>Total Local Government Dues</b>	<b>Proportion of Dues Used for Lobbying</b>	<b>Total Dues Used for Lobbying</b>
<b>City of Landfall</b>			
League of Minnesota Cities	720	10.5%	76
Minnesota Association of Small Cities	440	75.1%	330
<b>Total for Entity</b>	<b>\$1,160</b>		<b>\$406</b>
<b>City of Lanesboro</b>			
League of Minnesota Cities	780	10.5%	82
Minnesota Association of Small Cities	461	75.1%	346
<b>Total for Entity</b>	<b>\$1,241</b>		<b>\$428</b>
<b>City of Laporte</b>			
League of Minnesota Cities	333	10.5%	35
<b>Total for Entity</b>	<b>\$333</b>		<b>\$35</b>
<b>City of Lastrup</b>			
League of Minnesota Cities	333	10.5%	35
<b>Total for Entity</b>	<b>\$333</b>		<b>\$35</b>
<b>City of Lauderdale</b>			
Association of Metropolitan Municipalities	1,029	50.0%	514
League of Minnesota Cities	2,211	10.5%	232
<b>Total for Entity</b>	<b>\$3,240</b>		<b>\$746</b>
<b>City of Le Center</b>			
League of Minnesota Cities	2,316	10.5%	243
<b>Total for Entity</b>	<b>\$2,316</b>		<b>\$243</b>
<b>City of Le Sueur</b>			
Coalition of Greater Minnesota Cities	7,039	82.5%	5,807
League of Minnesota Cities	3,689	10.5%	387
Minnesota Environmental Science & Economic Review Board	1,133	25.5%	289
<b>Total for Entity</b>	<b>\$11,861</b>		<b>\$6,483</b>
<b>City of Lengby</b>			
Minnesota Association of Small Cities	156	75.1%	117
<b>Total for Entity</b>	<b>\$156</b>		<b>\$117</b>

**Table 5**  
**2011 Lobbying Expenditures Paid With Association Dues**  
**Listed by Entity**

<b>Name of Entity (County)</b> <b>Association Name</b>	<b>Total Local Government Dues</b>	<b>Proportion of Dues Used for Lobbying</b>	<b>Total Dues Used for Lobbying</b>
<b>City of Leonidas</b>			
League of Minnesota Cities	333	10.5%	35
<b>Total for Entity</b>	<b>\$333</b>		<b>\$35</b>
<b>City of LeRoy</b>			
League of Minnesota Cities	934	10.5%	98
<b>Total for Entity</b>	<b>\$934</b>		<b>\$98</b>
<b>City of Lester Prairie</b>			
League of Minnesota Cities	1,639	10.5%	172
<b>Total for Entity</b>	<b>\$1,639</b>		<b>\$172</b>
<b>City of Lewiston</b>			
League of Minnesota Cities	1,542	10.5%	162
Minnesota Association of Small Cities	828	75.1%	622
<b>Total for Entity</b>	<b>\$2,370</b>		<b>\$784</b>
<b>City of Lewisville</b>			
League of Minnesota Cities	336	10.5%	35
<b>Total for Entity</b>	<b>\$336</b>		<b>\$35</b>
<b>City of Lexington</b>			
League of Minnesota Cities	3,812	10.5%	400
North Metro I35W Corridor Coalition	610	93.5%	570
North Metro Mayors Association	2,080	55.0%	1,144
<b>Total for Entity</b>	<b>\$6,502</b>		<b>\$2,114</b>
<b>City of Lilydale</b>			
Association of Metropolitan Municipalities	195	50.0%	98
League of Minnesota Cities	665	10.5%	70
<b>Total for Entity</b>	<b>\$860</b>		<b>\$168</b>
<b>City of Lindstrom</b>			
League of Minnesota Cities	4,027	10.5%	423
<b>Total for Entity</b>	<b>\$4,027</b>		<b>\$423</b>

**Table 5**  
**2011 Lobbying Expenditures Paid With Association Dues**  
**Listed by Entity**

Name of Entity (County) Association Name	Total Local Government Dues	Proportion of Dues Used for Lobbying	Total Dues Used for Lobbying
<b>City of Lismore</b>			
League of Minnesota Cities	333	10.5%	35
Minnesota Association of Small Cities	215	75.1%	161
<b>Total for Entity</b>	<b>\$548</b>		<b>\$196</b>
<b>City of Litchfield</b>			
Coalition of Greater Minnesota Cities	9,726	82.5%	8,024
League of Minnesota Cities	5,760	10.5%	605
<b>Total for Entity</b>	<b>\$15,486</b>		<b>\$8,629</b>
<b>City of Little Canada</b>			
League of Minnesota Cities	7,954	10.5%	835
<b>Total for Entity</b>	<b>\$7,954</b>		<b>\$835</b>
<b>City of Little Falls</b>			
League of Minnesota Cities	6,924	10.5%	727
Minnesota Environmental Science & Economic Review Board	1,855	25.5%	473
<b>Total for Entity</b>	<b>\$8,779</b>		<b>\$1,200</b>
<b>City of Littlefork</b>			
League of Minnesota Cities	1,399	10.5%	147
<b>Total for Entity</b>	<b>\$1,399</b>		<b>\$147</b>
<b>City of Long Beach</b>			
League of Minnesota Cities	411	10.5%	43
<b>Total for Entity</b>	<b>\$411</b>		<b>\$43</b>
<b>City of Long Lake</b>			
Association of Metropolitan Municipalities	852	50.0%	426
League of Minnesota Cities	1,673	10.5%	176
<b>Total for Entity</b>	<b>\$2,525</b>		<b>\$602</b>
<b>City of Long Prairie</b>			
League of Minnesota Cities	3,161	10.5%	332
<b>Total for Entity</b>	<b>\$3,161</b>		<b>\$332</b>
<b>City of Longville</b>			
League of Minnesota Cities	666	10.5%	70
<b>Total for Entity</b>	<b>\$666</b>		<b>\$70</b>

**Table 5**  
**2011 Lobbying Expenditures Paid With Association Dues**  
**Listed by Entity**

<b>Name of Entity (County)</b> <b>Association Name</b>	<b>Total Local Government Dues</b>	<b>Proportion of Dues Used for Lobbying</b>	<b>Total Dues Used for Lobbying</b>
<b>City of Lonsdale</b>			
League of Minnesota Cities	6,002	10.5%	630
<b>Total for Entity</b>	<b>\$6,002</b>		<b>\$630</b>
<b>City of Loretto</b>			
League of Minnesota Cities	688	10.5%	72
Minnesota Association of Small Cities	413	75.1%	310
<b>Total for Entity</b>	<b>\$1,101</b>		<b>\$382</b>
<b>City of Lowry</b>			
League of Minnesota Cities	379	10.5%	40
<b>Total for Entity</b>	<b>\$379</b>		<b>\$40</b>
<b>City of Lucan</b>			
League of Minnesota Cities	333	10.5%	35
Minnesota Association of Small Cities	215	75.1%	161
<b>Total for Entity</b>	<b>\$548</b>		<b>\$196</b>
<b>City of Luverne</b>			
Coalition of Greater Minnesota Cities	7,887	82.5%	6,507
League of Minnesota Cities	4,294	10.5%	451
Minnesota Environmental Science & Economic Review Board	1,463	25.5%	373
<b>Total for Entity</b>	<b>\$13,644</b>		<b>\$7,331</b>
<b>City of Lyle</b>			
League of Minnesota Cities	601	10.5%	63
Minnesota Association of Small Cities	376	75.1%	282
<b>Total for Entity</b>	<b>\$977</b>		<b>\$345</b>
<b>City of Lynd</b>			
League of Minnesota Cities	510	10.5%	54
<b>Total for Entity</b>	<b>\$510</b>		<b>\$54</b>
<b>City of Mabel</b>			
League of Minnesota Cities	803	10.5%	84
Minnesota Association of Small Cities	456	75.1%	342
<b>Total for Entity</b>	<b>\$1,259</b>		<b>\$426</b>

**Table 5**  
**2011 Lobbying Expenditures Paid With Association Dues**  
**Listed by Entity**

<b>Name of Entity (County)</b> <b>Association Name</b>	<b>Total Local Government Dues</b>	<b>Proportion of Dues Used for Lobbying</b>	<b>Total Dues Used for Lobbying</b>
<b>City of Madelia</b>			
League of Minnesota Cities	2,148	10.5%	226
Minnesota Association of Small Cities	1,235	75.1%	927
<b>Total for Entity</b>	<b>\$3,383</b>		<b>\$1,153</b>
<b>City of Madison</b>			
League of Minnesota Cities	1,482	10.5%	156
<b>Total for Entity</b>	<b>\$1,482</b>		<b>\$156</b>
<b>City of Madison Lake</b>			
League of Minnesota Cities	1,011	10.5%	106
Minnesota Association of Small Cities	538	75.1%	404
<b>Total for Entity</b>	<b>\$1,549</b>		<b>\$510</b>
<b>City of Magnolia</b>			
League of Minnesota Cities	333	10.5%	35
<b>Total for Entity</b>	<b>\$333</b>		<b>\$35</b>
<b>City of Mahnomon</b>			
League of Minnesota Cities	1,185	10.5%	124
Minnesota Association of Small Cities	691	75.1%	519
<b>Total for Entity</b>	<b>\$1,876</b>		<b>\$643</b>
<b>City of Mahtomedi</b>			
Association of Metropolitan Municipalities	3,196	50.0%	1,598
League of Minnesota Cities	6,444	10.5%	677
<b>Total for Entity</b>	<b>\$9,640</b>		<b>\$2,275</b>
<b>City of Manchester</b>			
League of Minnesota Cities	333	10.5%	35
<b>Total for Entity</b>	<b>\$333</b>		<b>\$35</b>
<b>City of Manhattan Beach</b>			
League of Minnesota Cities	333	10.5%	35
<b>Total for Entity</b>	<b>\$333</b>		<b>\$35</b>

**Table 5**  
**2011 Lobbying Expenditures Paid With Association Dues**  
**Listed by Entity**

<b>Name of Entity (County)</b> <b>Association Name</b>	<b>Total Local Government Dues</b>	<b>Proportion of Dues Used for Lobbying</b>	<b>Total Dues Used for Lobbying</b>
<b>City of Mankato</b>			
Coalition of Greater Minnesota Cities	68,866	82.5%	56,814
Highway 14 Partnership	7,500	63.6%	4,770
League of Minnesota Cities	21,423	10.5%	2,249
Minnesota Environmental Science & Economic Review Board	11,305	25.5%	2,883
<b>Total for Entity</b>	<b>\$109,094</b>		<b>\$66,716</b>
<b>City of Mantorville</b>			
League of Minnesota Cities	1,170	10.5%	123
<b>Total for Entity</b>	<b>\$1,170</b>		<b>\$123</b>
<b>City of Maple Grove</b>			
League of Minnesota Cities	26,621	10.5%	2,795
Municipal Legislative Commission	10,000	92.7%	9,270
North Metro Crossing Coalition	21,700	100.0%	21,700
North Metro Mayors Association	34,512	55.0%	18,982
<b>Total for Entity</b>	<b>\$92,833</b>		<b>\$52,747</b>
<b>City of Maple Lake</b>			
League of Minnesota Cities	1,929	10.5%	203
<b>Total for Entity</b>	<b>\$1,929</b>		<b>\$203</b>
<b>City of Maple Plain</b>			
Association of Metropolitan Municipalities	878	50.0%	439
League of Minnesota Cities	1,673	10.5%	176
<b>Total for Entity</b>	<b>\$2,551</b>		<b>\$615</b>
<b>City of Mapleton</b>			
League of Minnesota Cities	1,662	10.5%	175
<b>Total for Entity</b>	<b>\$1,662</b>		<b>\$175</b>
<b>City of Maplewood</b>			
Association of Metropolitan Municipalities	9,744	50.0%	4,872
League of Minnesota Cities	41,788	10.5%	4,388
Municipal Legislative Commission	7,500	92.7%	6,952
<b>Total for Entity</b>	<b>\$59,032</b>		<b>\$16,212</b>

**Table 5**  
**2011 Lobbying Expenditures Paid With Association Dues**  
**Listed by Entity**

<b>Name of Entity (County)</b> <b>Association Name</b>	<b>Total Local Government Dues</b>	<b>Proportion of Dues Used for Lobbying</b>	<b>Total Dues Used for Lobbying</b>
<b>City of Marble</b>			
League of Minnesota Cities	733	10.5%	77
Range Association of Municipalities and Schools	450	57.3%	258
<b>Total for Entity</b>	<b>\$1,183</b>		<b>\$335</b>
<b>City of Marietta</b>			
League of Minnesota Cities	333	10.5%	35
Minnesota Association of Small Cities	195	75.1%	146
<b>Total for Entity</b>	<b>\$528</b>		<b>\$181</b>
<b>City of Marine on Saint Croix</b>			
League of Minnesota Cities	723	10.5%	76
Minnesota Association of Small Cities	433	75.1%	325
<b>Total for Entity</b>	<b>\$1,156</b>		<b>\$401</b>
<b>City of Marshall</b>			
Coalition of Greater Minnesota Cities	22,472	82.5%	18,539
League of Minnesota Cities	10,049	10.5%	1,055
Minnesota Environmental Science & Economic Review Board	3,195	25.5%	815
<b>Total for Entity</b>	<b>\$35,716</b>		<b>\$20,409</b>
<b>City of Mayer</b>			
League of Minnesota Cities	1,656	10.5%	174
<b>Total for Entity</b>	<b>\$1,656</b>		<b>\$174</b>
<b>City of Maynard</b>			
League of Minnesota Cities	438	10.5%	46
<b>Total for Entity</b>	<b>\$438</b>		<b>\$46</b>
<b>City of Mazeppa</b>			
League of Minnesota Cities	857	10.5%	90
Minnesota Association of Small Cities	473	75.1%	355
<b>Total for Entity</b>	<b>\$1,330</b>		<b>\$445</b>
<b>City of McGrath</b>			
League of Minnesota Cities	333	10.5%	35
<b>Total for Entity</b>	<b>\$333</b>		<b>\$35</b>

**Table 5**  
**2011 Lobbying Expenditures Paid With Association Dues**  
**Listed by Entity**

<b>Name of Entity (County)</b> <b>Association Name</b>	<b>Total Local Government Dues</b>	<b>Proportion of Dues Used for Lobbying</b>	<b>Total Dues Used for Lobbying</b>
<b>City of McGregor</b>			
League of Minnesota Cities	460	10.5%	48
Minnesota Association of Small Cities	301	75.1%	226
<b>Total for Entity</b>	<b>\$761</b>		<b>\$274</b>
<b>City of McIntosh</b>			
League of Minnesota Cities	666	10.5%	70
Minnesota Association of Small Cities	394	75.1%	296
<b>Total for Entity</b>	<b>\$1,060</b>		<b>\$366</b>
<b>City of McKinley</b>			
League of Minnesota Cities	333	10.5%	35
<b>Total for Entity</b>	<b>\$333</b>		<b>\$35</b>
<b>City of Meadowlands</b>			
League of Minnesota Cities	333	10.5%	35
Minnesota Association of Small Cities	178	75.1%	134
<b>Total for Entity</b>	<b>\$511</b>		<b>\$169</b>
<b>City of Medford</b>			
League of Minnesota Cities	1,207	10.5%	127
Minnesota Association of Small Cities	666	75.1%	500
<b>Total for Entity</b>	<b>\$1,873</b>		<b>\$627</b>
<b>City of Medicine Lake</b>			
Association of Metropolitan Municipalities	213	50.0%	106
<b>Total for Entity</b>	<b>\$213</b>		<b>\$106</b>
<b>City of Medina</b>			
League of Minnesota Cities	4,423	10.5%	464
<b>Total for Entity</b>	<b>\$4,423</b>		<b>\$464</b>
<b>City of Meire Grove</b>			
League of Minnesota Cities	333	10.5%	35
<b>Total for Entity</b>	<b>\$333</b>		<b>\$35</b>



**Table 5**  
**2011 Lobbying Expenditures Paid With Association Dues**  
**Listed by Entity**

<b>Name of Entity (County)</b> <b>Association Name</b>	<b>Total Local Government Dues</b>	<b>Proportion of Dues Used for Lobbying</b>	<b>Total Dues Used for Lobbying</b>
<b>City of Melrose</b>			
Coalition of Greater Minnesota Cities	4,835	82.5%	3,989
League of Minnesota Cities	3,111	10.5%	327
Minnesota Environmental Science & Economic Review Board	1,184	25.5%	302
<b>Total for Entity</b>	<b>\$9,130</b>		<b>\$4,618</b>
<b>City of Menahga</b>			
League of Minnesota Cities	1,266	10.5%	133
<b>Total for Entity</b>	<b>\$1,266</b>		<b>\$133</b>
<b>City of Mendota</b>			
League of Minnesota Cities	333	10.5%	35
<b>Total for Entity</b>	<b>\$333</b>		<b>\$35</b>
<b>City of Mendota Heights</b>			
Association of Metropolitan Municipalities	4,375	50.0%	2,188
League of Minnesota Cities	8,772	10.5%	921
<b>Total for Entity</b>	<b>\$13,147</b>		<b>\$3,109</b>
<b>City of Mentor</b>			
League of Minnesota Cities	333	10.5%	35
<b>Total for Entity</b>	<b>\$333</b>		<b>\$35</b>
<b>City of Middle River</b>			
League of Minnesota Cities	383	10.5%	40
Minnesota Association of Small Cities	268	75.1%	201
<b>Total for Entity</b>	<b>\$651</b>		<b>\$241</b>
<b>City of Miesville</b>			
League of Minnesota Cities	333	10.5%	35
<b>Total for Entity</b>	<b>\$333</b>		<b>\$35</b>
<b>City of Milaca</b>			
League of Minnesota Cities	2,710	10.5%	285
<b>Total for Entity</b>	<b>\$2,710</b>		<b>\$285</b>
<b>City of Milan</b>			
Minnesota Association of Small Cities	257	75.1%	193
<b>Total for Entity</b>	<b>\$257</b>		<b>\$193</b>

**Table 5**  
**2011 Lobbying Expenditures Paid With Association Dues**  
**Listed by Entity**

<b>Name of Entity (County)</b> <b>Association Name</b>	<b>Total Local Government Dues</b>	<b>Proportion of Dues Used for Lobbying</b>	<b>Total Dues Used for Lobbying</b>
<b>City of Millerville</b>			
League of Minnesota Cities	333	10.5%	35
<b>Total for Entity</b>	<b>\$333</b>		<b>\$35</b>
<b>City of Millville</b>			
League of Minnesota Cities	333	10.5%	35
<b>Total for Entity</b>	<b>\$333</b>		<b>\$35</b>
<b>City of Milroy</b>			
League of Minnesota Cities	338	10.5%	35
Minnesota Association of Small Cities	233	75.1%	175
<b>Total for Entity</b>	<b>\$571</b>		<b>\$210</b>
<b>City of Miltona</b>			
League of Minnesota Cities	489	10.5%	51
<b>Total for Entity</b>	<b>\$489</b>		<b>\$51</b>
<b>City of Minneapolis</b>			
Association of Metropolitan Municipalities	27,163	50.0%	13,582
North Metro Mayors Association	36,080	55.0%	19,844
<b>Total for Entity</b>	<b>\$63,243</b>		<b>\$33,426</b>
<b>City of Minneiska</b>			
League of Minnesota Cities	333	10.5%	35
<b>Total for Entity</b>	<b>\$333</b>		<b>\$35</b>
<b>City of Minneota</b>			
League of Minnesota Cities	1,342	10.5%	141
<b>Total for Entity</b>	<b>\$1,342</b>		<b>\$141</b>
<b>City of Minnesota City</b>			
League of Minnesota Cities	333	10.5%	35
<b>Total for Entity</b>	<b>\$333</b>		<b>\$35</b>
<b>City of Minnesota Lake</b>			
League of Minnesota Cities	721	10.5%	76
<b>Total for Entity</b>	<b>\$721</b>		<b>\$76</b>

**Table 5**  
**2011 Lobbying Expenditures Paid With Association Dues**  
**Listed by Entity**

<b>Name of Entity (County)</b> <b>Association Name</b>	<b>Total Local Government Dues</b>	<b>Proportion of Dues Used for Lobbying</b>	<b>Total Dues Used for Lobbying</b>
<b>City of Minnetonka</b>			
Association of Metropolitan Municipalities	12,185	50.0%	6,092
League of Minnesota Cities	25,301	10.5%	2,657
Municipal Legislative Commission	10,000	92.7%	9,270
<b>Total for Entity</b>	<b>\$47,486</b>		<b>\$18,019</b>
<b>City of Minnetonka Beach</b>			
Association of Metropolitan Municipalities	634	50.0%	317
League of Minnesota Cities	591	10.5%	62
<b>Total for Entity</b>	<b>\$1,225</b>		<b>\$379</b>
<b>City of Minnetrista</b>			
Association of Metropolitan Municipalities	2,562	50.0%	1,281
League of Minnesota Cities	5,514	10.5%	579
<b>Total for Entity</b>	<b>\$8,076</b>		<b>\$1,860</b>
<b>City of Montevideo</b>			
League of Minnesota Cities	4,794	10.5%	503
<b>Total for Entity</b>	<b>\$4,794</b>		<b>\$503</b>
<b>City of Montgomery</b>			
League of Minnesota Cities	2,719	10.5%	285
<b>Total for Entity</b>	<b>\$2,719</b>		<b>\$285</b>
<b>City of Monticello</b>			
Coalition of Utility Cities	14,643	67.5%	9,884
League of Minnesota Cities	9,806	10.5%	1,030
<b>Total for Entity</b>	<b>\$24,449</b>		<b>\$10,914</b>
<b>City of Montrose</b>			
League of Minnesota Cities	2,623	10.5%	275
<b>Total for Entity</b>	<b>\$2,623</b>		<b>\$275</b>
<b>City of Moorhead</b>			
Coalition of Greater Minnesota Cities	68,342	82.5%	56,382
League of Minnesota Cities	20,960	10.5%	2,201
Minnesota Environmental Science & Economic Review Board	12,151	25.5%	3,099
<b>Total for Entity</b>	<b>\$101,453</b>		<b>\$61,682</b>

**Table 5**  
**2011 Lobbying Expenditures Paid With Association Dues**  
**Listed by Entity**

<b>Name of Entity (County)</b> <b>Association Name</b>	<b>Total Local Government Dues</b>	<b>Proportion of Dues Used for Lobbying</b>	<b>Total Dues Used for Lobbying</b>
<b>City of Moose Lake</b>			
League of Minnesota Cities	2,538	10.5%	266
<b>Total for Entity</b>	<b>\$2,538</b>		<b>\$266</b>
<b>City of Mora</b>			
League of Minnesota Cities	3,260	10.5%	342
<b>Total for Entity</b>	<b>\$3,260</b>		<b>\$342</b>
<b>City of Morgan</b>			
League of Minnesota Cities	905	10.5%	95
<b>Total for Entity</b>	<b>\$905</b>		<b>\$95</b>
<b>City of Morris</b>			
Coalition of Greater Minnesota Cities	5,725	82.5%	4,723
League of Minnesota Cities	4,724	10.5%	496
<b>Total for Entity</b>	<b>\$10,449</b>		<b>\$5,219</b>
<b>City of Morristown</b>			
League of Minnesota Cities	985	10.5%	103
Minnesota Association of Small Cities	564	75.1%	424
<b>Total for Entity</b>	<b>\$1,549</b>		<b>\$527</b>
<b>City of Morton</b>			
League of Minnesota Cities	478	10.5%	50
Minnesota Association of Small Cities	313	75.1%	235
<b>Total for Entity</b>	<b>\$791</b>		<b>\$285</b>
<b>City of Motley</b>			
League of Minnesota Cities	707	10.5%	74
<b>Total for Entity</b>	<b>\$707</b>		<b>\$74</b>
<b>City of Mound</b>			
League of Minnesota Cities	7,435	10.5%	781
<b>Total for Entity</b>	<b>\$7,435</b>		<b>\$781</b>
<b>City of Mounds View</b>			
League of Minnesota Cities	9,436	10.5%	991
North Metro Mayors Association	5,602	55.0%	3,081
<b>Total for Entity</b>	<b>\$15,038</b>		<b>\$4,072</b>

**Table 5**  
**2011 Lobbying Expenditures Paid With Association Dues**  
**Listed by Entity**

<b>Name of Entity (County)</b> <b>Association Name</b>	<b>Total Local Government Dues</b>	<b>Proportion of Dues Used for Lobbying</b>	<b>Total Dues Used for Lobbying</b>
<b>City of Mountain Iron</b>			
Coalition of Greater Minnesota Cities	4,267	82.5%	3,520
League of Minnesota Cities	2,642	10.5%	277
Minnesota Association of Small Cities	1,479	75.1%	1,111
Range Association of Municipalities and Schools	700	57.3%	401
<b>Total for Entity</b>	<b>\$9,088</b>		<b>\$5,309</b>
<b>City of Mountain Lake</b>			
League of Minnesota Cities	1,969	10.5%	207
<b>Total for Entity</b>	<b>\$1,969</b>		<b>\$207</b>
<b>City of Murdock</b>			
League of Minnesota Cities	363	10.5%	38
<b>Total for Entity</b>	<b>\$363</b>		<b>\$38</b>
<b>City of Myrtle</b>			
League of Minnesota Cities	333	10.5%	35
Minnesota Association of Small Cities	138	75.1%	104
<b>Total for Entity</b>	<b>\$471</b>		<b>\$139</b>
<b>City of Nashua</b>			
League of Minnesota Cities	333	10.5%	35
<b>Total for Entity</b>	<b>\$333</b>		<b>\$35</b>
<b>City of Nashwauk</b>			
League of Minnesota Cities	982	10.5%	103
Minnesota Association of Small Cities	562	75.1%	422
Range Association of Municipalities and Schools	700	57.3%	401
<b>Total for Entity</b>	<b>\$2,244</b>		<b>\$926</b>
<b>City of Nassau</b>			
League of Minnesota Cities	333	10.5%	35
Minnesota Association of Small Cities	154	75.1%	116
<b>Total for Entity</b>	<b>\$487</b>		<b>\$151</b>
<b>City of Nelson</b>			
League of Minnesota Cities	333	10.5%	35
<b>Total for Entity</b>	<b>\$333</b>		<b>\$35</b>

**Table 5**  
**2011 Lobbying Expenditures Paid With Association Dues**  
**Listed by Entity**

<b>Name of Entity (County)</b> <b>Association Name</b>	<b>Total Local Government Dues</b>	<b>Proportion of Dues Used for Lobbying</b>	<b>Total Dues Used for Lobbying</b>
<b>City of Nerstrand</b>			
League of Minnesota Cities	715	10.5%	75
<b>Total for Entity</b>	<b>\$715</b>		<b>\$75</b>
<b>City of Nevis</b>			
League of Minnesota Cities	459	10.5%	48
Minnesota Association of Small Cities	283	75.1%	213
<b>Total for Entity</b>	<b>\$742</b>		<b>\$261</b>
<b>City of New Auburn</b>			
League of Minnesota Cities	518	10.5%	54
Minnesota Association of Small Cities	325	75.1%	244
<b>Total for Entity</b>	<b>\$843</b>		<b>\$298</b>
<b>City of New Brighton</b>			
Association of Metropolitan Municipalities	7,227	50.0%	3,614
League of Minnesota Cities	14,782	10.5%	1,552
<b>Total for Entity</b>	<b>\$22,009</b>		<b>\$5,166</b>
<b>City of New Germany</b>			
League of Minnesota Cities	444	10.5%	47
Minnesota Association of Small Cities	274	75.1%	206
<b>Total for Entity</b>	<b>\$718</b>		<b>\$253</b>
<b>City of New Hope</b>			
League of Minnesota Cities	14,366	10.5%	1,508
North Metro Mayors Association	9,457	55.0%	5,201
<b>Total for Entity</b>	<b>\$23,823</b>		<b>\$6,709</b>
<b>City of New London</b>			
League of Minnesota Cities	1,218	10.5%	128
<b>Total for Entity</b>	<b>\$1,218</b>		<b>\$128</b>
<b>City of New Munich</b>			
League of Minnesota Cities	398	10.5%	42
Minnesota Association of Small Cities	285	75.1%	214
<b>Total for Entity</b>	<b>\$683</b>		<b>\$256</b>

**Table 5**  
**2011 Lobbying Expenditures Paid With Association Dues**  
**Listed by Entity**

<b>Name of Entity (County)</b> <b>Association Name</b>	<b>Total Local Government Dues</b>	<b>Proportion of Dues Used for Lobbying</b>	<b>Total Dues Used for Lobbying</b>
<b>City of New Prague</b>			
League of Minnesota Cities	6,189	10.5%	650
<b>Total for Entity</b>	<b>\$6,189</b>		<b>\$650</b>
<b>City of New Richland</b>			
League of Minnesota Cities	1,175	10.5%	123
<b>Total for Entity</b>	<b>\$1,175</b>		<b>\$123</b>
<b>City of New Trier</b>			
League of Minnesota Cities	666	10.5%	70
Minnesota Association of Small Cities	170	75.1%	128
<b>Total for Entity</b>	<b>\$836</b>		<b>\$198</b>
<b>City of New Ulm</b>			
Coalition of Greater Minnesota Cities	23,523	82.5%	19,406
Highway 14 Partnership	1,725	63.6%	1,097
League of Minnesota Cities	10,273	10.5%	1,079
Minnesota Environmental Science & Economic Review Board	3,825	25.5%	975
<b>Total for Entity</b>	<b>\$39,346</b>		<b>\$22,557</b>
<b>City of New York Mills</b>			
Minnesota Association of Small Cities	690	75.1%	518
<b>Total for Entity</b>	<b>\$690</b>		<b>\$518</b>
<b>City of Newfolden</b>			
League of Minnesota Cities	440	10.5%	46
<b>Total for Entity</b>	<b>\$440</b>		<b>\$46</b>
<b>City of Newport</b>			
Association of Metropolitan Municipalities	1,609	50.0%	804
League of Minnesota Cities	3,141	10.5%	330
<b>Total for Entity</b>	<b>\$4,750</b>		<b>\$1,134</b>
<b>City of Nicollet</b>			
League of Minnesota Cities	1,078	10.5%	113
Minnesota Association of Small Cities	566	75.1%	425
<b>Total for Entity</b>	<b>\$1,644</b>		<b>\$538</b>

**Table 5**  
**2011 Lobbying Expenditures Paid With Association Dues**  
**Listed by Entity**

<b>Name of Entity (County)</b> <b>Association Name</b>	<b>Total Local Government Dues</b>	<b>Proportion of Dues Used for Lobbying</b>	<b>Total Dues Used for Lobbying</b>
<b>City of Nielsville</b>			
League of Minnesota Cities	333	10.5%	35
<b>Total for Entity</b>	<b>\$333</b>		<b>\$35</b>
<b>City of Nisswa</b>			
League of Minnesota Cities	1,851	10.5%	194
<b>Total for Entity</b>	<b>\$1,851</b>		<b>\$194</b>
<b>City of Norcross</b>			
League of Minnesota Cities	333	10.5%	35
Minnesota Association of Small Cities	145	75.1%	109
<b>Total for Entity</b>	<b>\$478</b>		<b>\$144</b>
<b>City of North Branch</b>			
League of Minnesota Cities	16,526	10.5%	1,735
<b>Total for Entity</b>	<b>\$16,526</b>		<b>\$1,735</b>
<b>City of North Mankato</b>			
Coalition of Greater Minnesota Cities	21,598	82.5%	17,818
Highway 14 Partnership	1,725	63.6%	1,097
<b>Total for Entity</b>	<b>\$23,323</b>		<b>\$18,915</b>
<b>City of North Oaks</b>			
League of Minnesota Cities	4,051	10.5%	425
<b>Total for Entity</b>	<b>\$4,051</b>		<b>\$425</b>
<b>City of North Saint Paul</b>			
Association of Metropolitan Municipalities	4,613	50.0%	2,306
League of Minnesota Cities	9,010	10.5%	946
<b>Total for Entity</b>	<b>\$13,623</b>		<b>\$3,252</b>
<b>City of Northfield</b>			
League of Minnesota Cities	14,243	10.5%	1,496
Minnesota Environmental Science & Economic Review Board	3,187	25.5%	813
<b>Total for Entity</b>	<b>\$17,430</b>		<b>\$2,309</b>



**Table 5**  
**2011 Lobbying Expenditures Paid With Association Dues**  
**Listed by Entity**

<b>Name of Entity (County)</b> <b>Association Name</b>	<b>Total Local Government Dues</b>	<b>Proportion of Dues Used for Lobbying</b>	<b>Total Dues Used for Lobbying</b>
<b>City of Northome</b>			
League of Minnesota Cities	333	10.5%	35
Minnesota Association of Small Cities	229	75.1%	172
<b>Total for Entity</b>	<b>\$562</b>		<b>\$207</b>
<b>City of Northrop</b>			
League of Minnesota Cities	333	10.5%	35
Minnesota Association of Small Cities	229	75.1%	172
<b>Total for Entity</b>	<b>\$562</b>		<b>\$207</b>
<b>City of Nowthen</b>			
League of Minnesota Cities	4,028	10.5%	423
<b>Total for Entity</b>	<b>\$4,028</b>		<b>\$423</b>
<b>City of Oak Grove</b>			
League of Minnesota Cities	6,700	10.5%	704
<b>Total for Entity</b>	<b>\$6,700</b>		<b>\$704</b>
<b>City of Oak Park Heights</b>			
Association of Metropolitan Municipalities	2,038	50.0%	1,019
Coalition of Utility Cities	11,216	67.5%	7,571
League of Minnesota Cities	3,936	10.5%	413
<b>Total for Entity</b>	<b>\$17,190</b>		<b>\$9,003</b>
<b>City of Oakdale</b>			
Association of Metropolitan Municipalities	8,077	50.0%	4,038
<b>Total for Entity</b>	<b>\$8,077</b>		<b>\$4,038</b>
<b>City of Odessa</b>			
League of Minnesota Cities	333	10.5%	35
<b>Total for Entity</b>	<b>\$333</b>		<b>\$35</b>
<b>City of Odin</b>			
League of Minnesota Cities	333	10.5%	35
<b>Total for Entity</b>	<b>\$333</b>		<b>\$35</b>

**Table 5**  
**2011 Lobbying Expenditures Paid With Association Dues**  
**Listed by Entity**

<b>Name of Entity (County)</b> <b>Association Name</b>	<b>Total Local Government Dues</b>	<b>Proportion of Dues Used for Lobbying</b>	<b>Total Dues Used for Lobbying</b>
<b>City of Ogema</b>			
League of Minnesota Cities	333	10.5%	35
Minnesota Association of Small Cities	176	75.1%	132
<b>Total for Entity</b>	<b>\$509</b>		<b>\$167</b>
<b>City of Ogilvie</b>			
League of Minnesota Cities	441	10.5%	46
Minnesota Association of Small Cities	336	75.1%	252
<b>Total for Entity</b>	<b>\$777</b>		<b>\$298</b>
<b>City of Okabena</b>			
League of Minnesota Cities	333	10.5%	35
Minnesota Association of Small Cities	202	75.1%	152
<b>Total for Entity</b>	<b>\$535</b>		<b>\$187</b>
<b>City of Oklee</b>			
League of Minnesota Cities	499	10.5%	52
Minnesota Association of Small Cities	299	75.1%	225
<b>Total for Entity</b>	<b>\$798</b>		<b>\$277</b>
<b>City of Olivia</b>			
Coalition of Greater Minnesota Cities	1,984	82.5%	1,637
League of Minnesota Cities	2,303	10.5%	242
Minnesota Environmental Science & Economic Review Board	839	25.5%	214
<b>Total for Entity</b>	<b>\$5,126</b>		<b>\$2,093</b>
<b>City of Onamia</b>			
League of Minnesota Cities	889	10.5%	93
Minnesota Association of Small Cities	508	75.1%	382
<b>Total for Entity</b>	<b>\$1,397</b>		<b>\$475</b>
<b>City of Ormsby</b>			
League of Minnesota Cities	333	10.5%	35
<b>Total for Entity</b>	<b>\$333</b>		<b>\$35</b>

**Table 5**  
**2011 Lobbying Expenditures Paid With Association Dues**  
**Listed by Entity**

<b>Name of Entity (County)</b> <b>Association Name</b>	<b>Total Local Government Dues</b>	<b>Proportion of Dues Used for Lobbying</b>	<b>Total Dues Used for Lobbying</b>
<b>City of Orono</b>			
Association of Metropolitan Municipalities	3,144	50.0%	1,572
League of Minnesota Cities	6,272	10.5%	659
<b>Total for Entity</b>	<b>\$9,416</b>		<b>\$2,231</b>
<b>City of Oronoco</b>			
League of Minnesota Cities	1,261	10.5%	132
<b>Total for Entity</b>	<b>\$1,261</b>		<b>\$132</b>
<b>City of Orr</b>			
League of Minnesota Cities	351	10.5%	37
Minnesota Association of Small Cities	228	75.1%	171
<b>Total for Entity</b>	<b>\$579</b>		<b>\$208</b>
<b>City of Ortonville</b>			
Coalition of Greater Minnesota Cities	1,621	82.5%	1,337
League of Minnesota Cities	1,803	10.5%	189
Minnesota Association of Small Cities	1,029	75.1%	773
<b>Total for Entity</b>	<b>\$4,453</b>		<b>\$2,299</b>
<b>City of Osakis</b>			
League of Minnesota Cities	1,648	10.5%	173
<b>Total for Entity</b>	<b>\$1,648</b>		<b>\$173</b>
<b>City of Oslo</b>			
League of Minnesota Cities	407	10.5%	43
Minnesota Association of Small Cities	271	75.1%	204
<b>Total for Entity</b>	<b>\$678</b>		<b>\$247</b>
<b>City of Osseo</b>			
Association of Metropolitan Municipalities	1,272	50.0%	636
League of Minnesota Cities	2,256	10.5%	237
North Metro Mayors Association	2,080	55.0%	1,144
<b>Total for Entity</b>	<b>\$5,608</b>		<b>\$2,017</b>

**Table 5**  
**2011 Lobbying Expenditures Paid With Association Dues**  
**Listed by Entity**

<b>Name of Entity (County)</b> <b>Association Name</b>	<b>Total Local Government Dues</b>	<b>Proportion of Dues Used for Lobbying</b>	<b>Total Dues Used for Lobbying</b>
<b>City of Ostrander</b>			
League of Minnesota Cities	340	10.5%	36
Minnesota Association of Small Cities	231	75.1%	173
<b>Total for Entity</b>	<b>\$571</b>		<b>\$209</b>
<b>City of Otsego</b>			
League of Minnesota Cities	10,303	10.5%	1,082
<b>Total for Entity</b>	<b>\$10,303</b>		<b>\$1,082</b>
<b>City of Ottertail</b>			
League of Minnesota Cities	620	10.5%	65
Minnesota Association of Small Cities	323	75.1%	243
<b>Total for Entity</b>	<b>\$943</b>		<b>\$308</b>
<b>City of Owatonna</b>			
Coalition of Greater Minnesota Cities	48,169	82.5%	39,739
Highway 14 Partnership	7,500	63.6%	4,770
League of Minnesota Cities	16,323	10.5%	1,714
<b>Total for Entity</b>	<b>\$71,992</b>		<b>\$46,223</b>
<b>City of Palisade</b>			
League of Minnesota Cities	333	10.5%	35
Minnesota Association of Small Cities	187	75.1%	140
<b>Total for Entity</b>	<b>\$520</b>		<b>\$175</b>
<b>City of Park Rapids</b>			
Coalition of Greater Minnesota Cities	5,069	82.5%	4,182
League of Minnesota Cities	3,382	10.5%	355
<b>Total for Entity</b>	<b>\$8,451</b>		<b>\$4,537</b>
<b>City of Parkers Prairie</b>			
League of Minnesota Cities	1,006	10.5%	106
<b>Total for Entity</b>	<b>\$1,006</b>		<b>\$106</b>
<b>City of Paynesville</b>			
League of Minnesota Cities	2,257	10.5%	237
Minnesota Association of Small Cities	1,235	75.1%	927
<b>Total for Entity</b>	<b>\$3,492</b>		<b>\$1,164</b>

**Table 5**  
**2011 Lobbying Expenditures Paid With Association Dues**  
**Listed by Entity**

<b>Name of Entity (County)</b> <b>Association Name</b>	<b>Total Local Government Dues</b>	<b>Proportion of Dues Used for Lobbying</b>	<b>Total Dues Used for Lobbying</b>
<b>City of Pelican Rapids</b>			
League of Minnesota Cities	2,286	10.5%	240
<b>Total for Entity</b>	<b>\$2,286</b>		<b>\$240</b>
<b>City of Pemberton</b>			
League of Minnesota Cities	679	10.5%	71
<b>Total for Entity</b>	<b>\$679</b>		<b>\$71</b>
<b>City of Pennock</b>			
League of Minnesota Cities	563	10.5%	59
Minnesota Association of Small Cities	349	75.1%	262
<b>Total for Entity</b>	<b>\$912</b>		<b>\$321</b>
<b>City of Pequot Lakes</b>			
League of Minnesota Cities	2,020	10.5%	212
<b>Total for Entity</b>	<b>\$2,020</b>		<b>\$212</b>
<b>City of Perham</b>			
Coalition of Greater Minnesota Cities	4,196	82.5%	3,462
League of Minnesota Cities	2,744	10.5%	288
<b>Total for Entity</b>	<b>\$6,940</b>		<b>\$3,750</b>
<b>City of Perley</b>			
League of Minnesota Cities	333	10.5%	35
Minnesota Association of Small Cities	161	75.1%	121
<b>Total for Entity</b>	<b>\$494</b>		<b>\$156</b>
<b>City of Peterson</b>			
League of Minnesota Cities	333	10.5%	35
<b>Total for Entity</b>	<b>\$333</b>		<b>\$35</b>
<b>City of Pierz</b>			
League of Minnesota Cities	1,343	10.5%	141
<b>Total for Entity</b>	<b>\$1,343</b>		<b>\$141</b>
<b>City of Pillager</b>			
League of Minnesota Cities	529	10.5%	56
Minnesota Association of Small Cities	333	75.1%	250
<b>Total for Entity</b>	<b>\$862</b>		<b>\$306</b>

**Table 5**  
**2011 Lobbying Expenditures Paid With Association Dues**  
**Listed by Entity**

<b>Name of Entity (County)</b> <b>Association Name</b>	<b>Total Local Government Dues</b>	<b>Proportion of Dues Used for Lobbying</b>	<b>Total Dues Used for Lobbying</b>
<b>City of Pine City</b>			
League of Minnesota Cities	2,866	10.5%	301
<b>Total for Entity</b>	<b>\$2,866</b>		<b>\$301</b>
<b>City of Pine River</b>			
League of Minnesota Cities	947	10.5%	99
<b>Total for Entity</b>	<b>\$947</b>		<b>\$99</b>
<b>City of Pine Springs</b>			
League of Minnesota Cities	475	10.5%	50
Minnesota Association of Small Cities	295	75.1%	222
<b>Total for Entity</b>	<b>\$770</b>		<b>\$272</b>
<b>City of Pipestone</b>			
League of Minnesota Cities	3,917	10.5%	411
<b>Total for Entity</b>	<b>\$3,917</b>		<b>\$411</b>
<b>City of Plainview</b>			
League of Minnesota Cities	3,057	10.5%	321
<b>Total for Entity</b>	<b>\$3,057</b>		<b>\$321</b>
<b>City of Plato</b>			
League of Minnesota Cities	398	10.5%	42
<b>Total for Entity</b>	<b>\$398</b>		<b>\$42</b>
<b>City of Plymouth</b>			
Association of Metropolitan Municipalities	13,178	50.0%	6,589
League of Minnesota Cities	27,572	10.5%	2,895
Municipal Legislative Commission	10,000	92.7%	9,270
<b>Total for Entity</b>	<b>\$50,750</b>		<b>\$18,754</b>
<b>City of Preston</b>			
League of Minnesota Cities	1,283	10.5%	135
<b>Total for Entity</b>	<b>\$1,283</b>		<b>\$135</b>
<b>City of Princeton</b>			
Coalition of Greater Minnesota Cities	6,240	82.5%	5,148
League of Minnesota Cities	4,253	10.5%	447
<b>Total for Entity</b>	<b>\$10,493</b>		<b>\$5,595</b>

**Table 5**  
**2011 Lobbying Expenditures Paid With Association Dues**  
**Listed by Entity**

<b>Name of Entity (County)</b> <b>Association Name</b>	<b>Total Local Government Dues</b>	<b>Proportion of Dues Used for Lobbying</b>	<b>Total Dues Used for Lobbying</b>
<b>City of Prinsburg</b>			
League of Minnesota Cities	554	10.5%	58
Minnesota Association of Small Cities	325	75.1%	244
<b>Total for Entity</b>	<b>\$879</b>		<b>\$302</b>
<b>City of Prior Lake</b>			
Association of Metropolitan Municipalities	7,299	50.0%	3,650
League of Minnesota Cities	30,761	10.5%	3,230
Suburban Transit Association	3,734	95.2%	3,555
<b>Total for Entity</b>	<b>\$41,794</b>		<b>\$10,435</b>
<b>City of Proctor</b>			
League of Minnesota Cities	2,808	10.5%	295
<b>Total for Entity</b>	<b>\$2,808</b>		<b>\$295</b>
<b>City of Ramsey</b>			
League of Minnesota Cities	15,605	10.5%	1,639
North Metro Mayors Association	10,712	55.0%	5,892
<b>Total for Entity</b>	<b>\$26,317</b>		<b>\$7,531</b>
<b>City of Randall</b>			
League of Minnesota Cities	688	10.5%	72
Minnesota Association of Small Cities	384	75.1%	288
<b>Total for Entity</b>	<b>\$1,072</b>		<b>\$360</b>
<b>City of Ranier</b>			
League of Minnesota Cities	333	10.5%	35
Minnesota Association of Small Cities	198	75.1%	149
<b>Total for Entity</b>	<b>\$531</b>		<b>\$184</b>
<b>City of Raymond</b>			
League of Minnesota Cities	789	10.5%	83
Minnesota Association of Small Cities	476	75.1%	357
<b>Total for Entity</b>	<b>\$1,265</b>		<b>\$440</b>
<b>City of Red Lake Falls</b>			
League of Minnesota Cities	1,372	10.5%	144
<b>Total for Entity</b>	<b>\$1,372</b>		<b>\$144</b>

**Table 5**  
**2011 Lobbying Expenditures Paid With Association Dues**  
**Listed by Entity**

<b>Name of Entity (County)</b> <b>Association Name</b>	<b>Total Local Government Dues</b>	<b>Proportion of Dues Used for Lobbying</b>	<b>Total Dues Used for Lobbying</b>
<b>City of Red Wing</b>			
Coalition of Greater Minnesota Cities	28,121	82.5%	23,200
Coalition of Utility Cities	23,945	67.5%	16,163
League of Minnesota Cities	12,071	10.5%	1,267
Minnesota Environmental Science & Economic Review Board	4,466	25.5%	1,139
<b>Total for Entity</b>	<b>\$68,603</b>		<b>\$41,769</b>
<b>City of Redwood Falls</b>			
Coalition of Greater Minnesota Cities	7,913	82.5%	6,528
League of Minnesota Cities	4,701	10.5%	494
Minnesota Environmental Science & Economic Review Board	1,665	25.5%	425
<b>Total for Entity</b>	<b>\$14,279</b>		<b>\$7,447</b>
<b>City of Remer</b>			
League of Minnesota Cities	442	10.5%	46
<b>Total for Entity</b>	<b>\$442</b>		<b>\$46</b>
<b>City of Renville</b>			
Coalition of Greater Minnesota Cities	1,234	82.5%	1,018
League of Minnesota Cities	1,249	10.5%	131
<b>Total for Entity</b>	<b>\$2,483</b>		<b>\$1,149</b>
<b>City of Rice</b>			
Minnesota Association of Small Cities	638	75.1%	479
<b>Total for Entity</b>	<b>\$638</b>		<b>\$479</b>
<b>City of Richfield</b>			
Association of Metropolitan Municipalities	9,757	50.0%	4,878
League of Minnesota Cities	19,396	10.5%	2,037
<b>Total for Entity</b>	<b>\$29,153</b>		<b>\$6,915</b>
<b>City of Richmond</b>			
League of Minnesota Cities	1,368	10.5%	144
Minnesota Association of Small Cities	735	75.1%	552
<b>Total for Entity</b>	<b>\$2,103</b>		<b>\$696</b>



**Table 5**  
**2011 Lobbying Expenditures Paid With Association Dues**  
**Listed by Entity**

Name of Entity (County) Association Name	Total Local Government Dues	Proportion of Dues Used for Lobbying	Total Dues Used for Lobbying
<b>City of Richville</b>			
Minnesota Association of Small Cities	168	75.1%	126
<b>Total for Entity</b>	<b>\$168</b>		<b>\$126</b>
<b>City of Riverton</b>			
League of Minnesota Cities	333	10.5%	35
<b>Total for Entity</b>	<b>\$333</b>		<b>\$35</b>
<b>City of Robbinsdale</b>			
Association of Metropolitan Municipalities	5,070	50.0%	2,535
League of Minnesota Cities	10,537	10.5%	1,106
<b>Total for Entity</b>	<b>\$15,607</b>		<b>\$3,641</b>
<b>City of Rochester</b>			
Coalition of Greater Minnesota Cities	111,800	82.5%	92,235
League of Minnesota Cities	31,159	10.5%	3,272
Minnesota Environmental Science & Economic Review Board	13,000	25.5%	3,315
<b>Total for Entity</b>	<b>\$155,959</b>		<b>\$98,822</b>
<b>City of Rock Creek</b>			
League of Minnesota Cities	1,549	10.5%	163
<b>Total for Entity</b>	<b>\$1,549</b>		<b>\$163</b>
<b>City of Rockville</b>			
League of Minnesota Cities	2,271	10.5%	238
<b>Total for Entity</b>	<b>\$2,271</b>		<b>\$238</b>
<b>City of Rogers</b>			
League of Minnesota Cities	7,107	10.5%	746
<b>Total for Entity</b>	<b>\$7,107</b>		<b>\$746</b>
<b>City of Rollingstone</b>			
League of Minnesota Cities	701	10.5%	74
<b>Total for Entity</b>	<b>\$701</b>		<b>\$74</b>
<b>City of Roscoe</b>			
Minnesota Association of Small Cities	120	75.1%	90
<b>Total for Entity</b>	<b>\$120</b>		<b>\$90</b>

**Table 5**  
**2011 Lobbying Expenditures Paid With Association Dues**  
**Listed by Entity**

<b>Name of Entity (County)</b> <b>Association Name</b>	<b>Total Local Government Dues</b>	<b>Proportion of Dues Used for Lobbying</b>	<b>Total Dues Used for Lobbying</b>
<b>City of Rose Creek</b>			
League of Minnesota Cities	463	10.5%	49
<b>Total for Entity</b>	<b>\$463</b>		<b>\$49</b>
<b>City of Roseau</b>			
Coalition of Greater Minnesota Cities	4,328	82.5%	3,571
League of Minnesota Cities	2,434	10.5%	256
<b>Total for Entity</b>	<b>\$6,762</b>		<b>\$3,827</b>
<b>City of Rosemount</b>			
Association of Metropolitan Municipalities	6,951	50.0%	3,476
League of Minnesota Cities	14,937	10.5%	1,568
<b>Total for Entity</b>	<b>\$21,888</b>		<b>\$5,044</b>
<b>City of Roseville</b>			
League of Minnesota Cities	19,322	10.5%	2,029
<b>Total for Entity</b>	<b>\$19,322</b>		<b>\$2,029</b>
<b>City of Rothsay</b>			
League of Minnesota Cities	550	10.5%	58
Minnesota Association of Small Cities	345	75.1%	259
<b>Total for Entity</b>	<b>\$895</b>		<b>\$317</b>
<b>City of Round Lake</b>			
League of Minnesota Cities	447	10.5%	47
Minnesota Association of Small Cities	308	75.1%	231
<b>Total for Entity</b>	<b>\$755</b>		<b>\$278</b>
<b>City of Royalton</b>			
League of Minnesota Cities	1,210	10.5%	127
Minnesota Association of Small Cities	531	75.1%	399
<b>Total for Entity</b>	<b>\$1,741</b>		<b>\$526</b>
<b>City of Rush City</b>			
Minnesota Association of Small Cities	1,575	75.1%	1,183
<b>Total for Entity</b>	<b>\$1,575</b>		<b>\$1,183</b>

**Table 5**  
**2011 Lobbying Expenditures Paid With Association Dues**  
**Listed by Entity**

<b>Name of Entity (County)</b> <b>Association Name</b>	<b>Total Local Government Dues</b>	<b>Proportion of Dues Used for Lobbying</b>	<b>Total Dues Used for Lobbying</b>
<b>City of Rushford</b>			
Coalition of Greater Minnesota Cities	3,061	82.5%	2,525
League of Minnesota Cities	1,640	10.5%	172
<b>Total for Entity</b>	<b>\$4,701</b>		<b>\$2,697</b>
<b>City of Rushford Village</b>			
League of Minnesota Cities	827	10.5%	87
<b>Total for Entity</b>	<b>\$827</b>		<b>\$87</b>
<b>City of Rushmore</b>			
League of Minnesota Cities	417	10.5%	44
Minnesota Association of Small Cities	284	75.1%	213
<b>Total for Entity</b>	<b>\$701</b>		<b>\$257</b>
<b>City of Russell</b>			
League of Minnesota Cities	414	10.5%	43
<b>Total for Entity</b>	<b>\$414</b>		<b>\$43</b>
<b>City of Ruthton</b>			
League of Minnesota Cities	333	10.5%	35
Minnesota Association of Small Cities	234	75.1%	176
<b>Total for Entity</b>	<b>\$567</b>		<b>\$211</b>
<b>City of Rutledge</b>			
League of Minnesota Cities	333	10.5%	35
<b>Total for Entity</b>	<b>\$333</b>		<b>\$35</b>
<b>City of Sabin</b>			
League of Minnesota Cities	576	10.5%	60
Minnesota Association of Small Cities	309	75.1%	232
<b>Total for Entity</b>	<b>\$885</b>		<b>\$292</b>
<b>City of Sacred Heart</b>			
League of Minnesota Cities	599	10.5%	63
Minnesota Association of Small Cities	351	75.1%	264
<b>Total for Entity</b>	<b>\$950</b>		<b>\$327</b>

**Table 5**  
**2011 Lobbying Expenditures Paid With Association Dues**  
**Listed by Entity**

<b>Name of Entity (County)</b> <b>Association Name</b>	<b>Total Local Government Dues</b>	<b>Proportion of Dues Used for Lobbying</b>	<b>Total Dues Used for Lobbying</b>
<b>City of Saint Anthony</b>			
Association of Metropolitan Municipalities	3,336	50.0%	1,668
League of Minnesota Cities	6,840	10.5%	718
<b>Total for Entity</b>	<b>\$10,176</b>		<b>\$2,386</b>
<b>City of Saint Anthony [Stearns]</b>			
League of Minnesota Cities	333	10.5%	35
<b>Total for Entity</b>	<b>\$333</b>		<b>\$35</b>
<b>City of Saint Augusta</b>			
League of Minnesota Cities	3,037	10.5%	319
<b>Total for Entity</b>	<b>\$3,037</b>		<b>\$319</b>
<b>City of Saint Bonifacius</b>			
League of Minnesota Cities	2,126	10.5%	223
<b>Total for Entity</b>	<b>\$2,126</b>		<b>\$223</b>
<b>City of Saint Charles</b>			
Coalition of Greater Minnesota Cities	5,140	82.5%	4,240
League of Minnesota Cities	3,405	10.5%	358
Minnesota Association of Small Cities	1,802	75.1%	1,353
<b>Total for Entity</b>	<b>\$10,347</b>		<b>\$5,951</b>
<b>City of Saint Clair</b>			
League of Minnesota Cities	880	10.5%	92
Minnesota Association of Small Cities	478	75.1%	359
<b>Total for Entity</b>	<b>\$1,358</b>		<b>\$451</b>
<b>City of Saint Cloud</b>			
League of Minnesota Cities	27,072	10.5%	2,843
Minnesota Environmental Science & Economic Review Board	13,000	25.5%	3,315
<b>Total for Entity</b>	<b>\$40,072</b>		<b>\$6,158</b>
<b>City of Saint Francis</b>			
Association of Metropolitan Municipalities	2,985	50.0%	1,492
League of Minnesota Cities	6,115	10.5%	642
<b>Total for Entity</b>	<b>\$9,100</b>		<b>\$2,134</b>

**Table 5**  
**2011 Lobbying Expenditures Paid With Association Dues**  
**Listed by Entity**

<b>Name of Entity (County)</b> <b>Association Name</b>	<b>Total Local Government Dues</b>	<b>Proportion of Dues Used for Lobbying</b>	<b>Total Dues Used for Lobbying</b>
<b>City of Saint Hilaire</b>			
League of Minnesota Cities	362	10.5%	38
Minnesota Association of Small Cities	244	75.1%	183
<b>Total for Entity</b>	<b>\$606</b>		<b>\$221</b>
<b>City of Saint James</b>			
Coalition of Greater Minnesota Cities	6,365	82.5%	5,251
League of Minnesota Cities	4,054	10.5%	426
<b>Total for Entity</b>	<b>\$10,419</b>		<b>\$5,677</b>
<b>City of Saint Joseph</b>			
League of Minnesota Cities	5,622	10.5%	590
<b>Total for Entity</b>	<b>\$5,622</b>		<b>\$590</b>
<b>City of Saint Leo</b>			
League of Minnesota Cities	333	10.5%	35
Minnesota Association of Small Cities	164	75.1%	123
<b>Total for Entity</b>	<b>\$497</b>		<b>\$158</b>
<b>City of Saint Louis Park</b>			
Association of Metropolitan Municipalities	11,605	50.0%	5,802
League of Minnesota Cities	23,633	10.5%	2,481
<b>Total for Entity</b>	<b>\$35,238</b>		<b>\$8,283</b>
<b>City of Saint Martin</b>			
League of Minnesota Cities	387	10.5%	41
Minnesota Association of Small Cities	274	75.1%	206
<b>Total for Entity</b>	<b>\$661</b>		<b>\$247</b>
<b>City of Saint Mary's Point</b>			
League of Minnesota Cities	881	10.5%	93
<b>Total for Entity</b>	<b>\$881</b>		<b>\$93</b>
<b>City of Saint Michael</b>			
Association of Metropolitan Municipalities	300	50.0%	150
League of Minnesota Cities	23,383	10.5%	2,455
<b>Total for Entity</b>	<b>\$23,683</b>		<b>\$2,605</b>

**Table 5**  
**2011 Lobbying Expenditures Paid With Association Dues**  
**Listed by Entity**

<b>Name of Entity (County)</b> <b>Association Name</b>	<b>Total Local Government Dues</b>	<b>Proportion of Dues Used for Lobbying</b>	<b>Total Dues Used for Lobbying</b>
<b>City of Saint Paul</b>			
Association of Metropolitan Municipalities	24,054	50.0%	12,027
League of Minnesota Cities	50,201	10.5%	5,271
<b>Total for Entity</b>	<b>\$74,255</b>		<b>\$17,298</b>
<b>City of Saint Paul Park</b>			
Association of Metropolitan Municipalities	2,259	50.0%	1,130
League of Minnesota Cities	4,719	10.5%	495
<b>Total for Entity</b>	<b>\$6,978</b>		<b>\$1,625</b>
<b>City of Saint Peter</b>			
Coalition of Greater Minnesota Cities	15,585	82.5%	12,858
League of Minnesota Cities	8,848	10.5%	929
<b>Total for Entity</b>	<b>\$24,433</b>		<b>\$13,787</b>
<b>City of Saint Rosa</b>			
League of Minnesota Cities	333	10.5%	35
<b>Total for Entity</b>	<b>\$333</b>		<b>\$35</b>
<b>City of Saint Stephen</b>			
League of Minnesota Cities	865	10.5%	91
<b>Total for Entity</b>	<b>\$865</b>		<b>\$91</b>
<b>City of Saint Vincent</b>			
League of Minnesota Cities	555	10.5%	58
<b>Total for Entity</b>	<b>\$555</b>		<b>\$58</b>
<b>City of Sanborn</b>			
League of Minnesota Cities	414	10.5%	43
<b>Total for Entity</b>	<b>\$414</b>		<b>\$43</b>
<b>City of Sandstone</b>			
League of Minnesota Cities	2,625	10.5%	276
<b>Total for Entity</b>	<b>\$2,625</b>		<b>\$276</b>
<b>City of Sargeant</b>			
League of Minnesota Cities	333	10.5%	35
<b>Total for Entity</b>	<b>\$333</b>		<b>\$35</b>

**Table 5**  
**2011 Lobbying Expenditures Paid With Association Dues**  
**Listed by Entity**

Name of Entity (County) Association Name	Total Local Government Dues	Proportion of Dues Used for Lobbying	Total Dues Used for Lobbying
<b>City of Sartell</b>			
Coalition of Greater Minnesota Cities	20,578	82.5%	16,977
League of Minnesota Cities	11,714	10.5%	1,230
<b>Total for Entity</b>	<b>\$32,292</b>		<b>\$18,207</b>
<b>City of Sauk Centre</b>			
League of Minnesota Cities	3,917	10.5%	411
Minnesota Environmental Science & Economic Review Board	1,248	25.5%	318
<b>Total for Entity</b>	<b>\$5,165</b>		<b>\$729</b>
<b>City of Sauk Rapids</b>			
League of Minnesota Cities	9,814	10.5%	1,030
<b>Total for Entity</b>	<b>\$9,814</b>		<b>\$1,030</b>
<b>City of Savage</b>			
Association of Metropolitan Municipalities	7,996	50.0%	3,998
League of Minnesota Cities	17,055	10.5%	1,791
Municipal Legislative Commission	2,700	92.7%	2,503
<b>Total for Entity</b>	<b>\$27,751</b>		<b>\$8,292</b>
<b>City of Scandia</b>			
League of Minnesota Cities	3,582	10.5%	376
<b>Total for Entity</b>	<b>\$3,582</b>		<b>\$376</b>
<b>City of Scanlon</b>			
League of Minnesota Cities	989	10.5%	104
Minnesota Association of Small Cities	502	75.1%	377
<b>Total for Entity</b>	<b>\$1,491</b>		<b>\$481</b>
<b>City of Seaforth</b>			
League of Minnesota Cities	333	10.5%	35
<b>Total for Entity</b>	<b>\$333</b>		<b>\$35</b>
<b>City of Sebeka</b>			
League of Minnesota Cities	742	10.5%	78
Minnesota Association of Small Cities	424	75.1%	318
<b>Total for Entity</b>	<b>\$1,166</b>		<b>\$396</b>

**Table 5**  
**2011 Lobbying Expenditures Paid With Association Dues**  
**Listed by Entity**

<b>Name of Entity (County)</b> <b>Association Name</b>	<b>Total Local Government Dues</b>	<b>Proportion of Dues Used for Lobbying</b>	<b>Total Dues Used for Lobbying</b>
<b>City of Sedan</b>			
League of Minnesota Cities	333	10.5%	35
<b>Total for Entity</b>	<b>\$333</b>		<b>\$35</b>
<b>City of Shafer</b>			
League of Minnesota Cities	1,036	10.5%	109
Minnesota Association of Small Cities	511	75.1%	384
<b>Total for Entity</b>	<b>\$1,547</b>		<b>\$493</b>
<b>City of Shakopee</b>			
Association of Metropolitan Municipalities	9,257	50.0%	4,628
League of Minnesota Cities	20,592	10.5%	2,162
Municipal Legislative Commission	3,950	92.7%	3,662
<b>Total for Entity</b>	<b>\$33,799</b>		<b>\$10,452</b>
<b>City of Shelly</b>			
League of Minnesota Cities	333	10.5%	35
Minnesota Association of Small Cities	231	75.1%	173
<b>Total for Entity</b>	<b>\$564</b>		<b>\$208</b>
<b>City of Sherburn</b>			
League of Minnesota Cities	1,117	10.5%	117
<b>Total for Entity</b>	<b>\$1,117</b>		<b>\$117</b>
<b>City of Shevlin</b>			
League of Minnesota Cities	333	10.5%	35
<b>Total for Entity</b>	<b>\$333</b>		<b>\$35</b>
<b>City of Shoreview</b>			
Association of Metropolitan Municipalities	7,851	50.0%	3,926
League of Minnesota Cities	16,116	10.5%	1,692
Municipal Legislative Commission	5,700	92.7%	5,284
<b>Total for Entity</b>	<b>\$29,667</b>		<b>\$10,902</b>
<b>City of Shorewood</b>			
Association of Metropolitan Municipalities	3,036	50.0%	1,518
League of Minnesota Cities	6,179	10.5%	649
<b>Total for Entity</b>	<b>\$9,215</b>		<b>\$2,167</b>



**Table 5**  
**2011 Lobbying Expenditures Paid With Association Dues**  
**Listed by Entity**

<b>Name of Entity (County)</b> <b>Association Name</b>	<b>Total Local Government Dues</b>	<b>Proportion of Dues Used for Lobbying</b>	<b>Total Dues Used for Lobbying</b>
<b>City of Silver Bay</b>			
League of Minnesota Cities	1,778	10.5%	187
Range Association of Municipalities and Schools	700	57.3%	401
<b>Total for Entity</b>	<b>\$2,478</b>		<b>\$588</b>
<b>City of Silver Lake</b>			
League of Minnesota Cities	853	10.5%	90
<b>Total for Entity</b>	<b>\$853</b>		<b>\$90</b>
<b>City of Skyline</b>			
League of Minnesota Cities	370	10.5%	39
Minnesota Association of Small Cities	255	75.1%	192
<b>Total for Entity</b>	<b>\$625</b>		<b>\$231</b>
<b>City of Slayton</b>			
League of Minnesota Cities	2,012	10.5%	211
Minnesota Association of Small Cities	1,116	75.1%	838
<b>Total for Entity</b>	<b>\$3,128</b>		<b>\$1,049</b>
<b>City of Sleepy Eye</b>			
Coalition of Greater Minnesota Cities	1,288	82.5%	1,063
Highway 14 Partnership	600	63.6%	382
League of Minnesota Cities	3,285	10.5%	345
<b>Total for Entity</b>	<b>\$5,173</b>		<b>\$1,790</b>
<b>City of Sobieski</b>			
Minnesota Association of Small Cities	201	75.1%	151
<b>Total for Entity</b>	<b>\$201</b>		<b>\$151</b>
<b>City of Solway</b>			
Minnesota Association of Small Cities	153	75.1%	115
<b>Total for Entity</b>	<b>\$153</b>		<b>\$115</b>
<b>City of South Haven</b>			
League of Minnesota Cities	333	10.5%	35
Minnesota Association of Small Cities	214	75.1%	161
<b>Total for Entity</b>	<b>\$547</b>		<b>\$196</b>

**Table 5**  
**2011 Lobbying Expenditures Paid With Association Dues**  
**Listed by Entity**

<b>Name of Entity (County)</b> <b>Association Name</b>	<b>Total Local Government Dues</b>	<b>Proportion of Dues Used for Lobbying</b>	<b>Total Dues Used for Lobbying</b>
<b>City of South Saint Paul</b>			
Association of Metropolitan Municipalities	6,826	50.0%	3,413
League of Minnesota Cities	14,300	10.5%	1,502
<b>Total for Entity</b>	<b>\$21,126</b>		<b>\$4,915</b>
<b>City of Spicer</b>			
League of Minnesota Cities	1,144	10.5%	120
<b>Total for Entity</b>	<b>\$1,144</b>		<b>\$120</b>
<b>City of Spring Grove</b>			
League of Minnesota Cities	1,287	10.5%	135
<b>Total for Entity</b>	<b>\$1,287</b>		<b>\$135</b>
<b>City of Spring Lake Park</b>			
League of Minnesota Cities	11,325	10.5%	1,189
North Metro Mayors Association	2,080	55.0%	1,144
<b>Total for Entity</b>	<b>\$13,405</b>		<b>\$2,333</b>
<b>City of Spring Park</b>			
Association of Metropolitan Municipalities	859	50.0%	430
League of Minnesota Cities	1,586	10.5%	167
<b>Total for Entity</b>	<b>\$2,445</b>		<b>\$597</b>
<b>City of Spring Valley</b>			
League of Minnesota Cities	2,299	10.5%	241
<b>Total for Entity</b>	<b>\$2,299</b>		<b>\$241</b>
<b>City of Springfield</b>			
League of Minnesota Cities	2,011	10.5%	211
<b>Total for Entity</b>	<b>\$2,011</b>		<b>\$211</b>
<b>City of Squaw Lake</b>			
League of Minnesota Cities	333	10.5%	35
<b>Total for Entity</b>	<b>\$333</b>		<b>\$35</b>
<b>City of Stacy</b>			
League of Minnesota Cities	1,398	10.5%	147
Minnesota Association of Small Cities	761	75.1%	572
<b>Total for Entity</b>	<b>\$2,159</b>		<b>\$719</b>

**Table 5**  
**2011 Lobbying Expenditures Paid With Association Dues**  
**Listed by Entity**

<b>Name of Entity (County)</b> <b>Association Name</b>	<b>Total Local Government Dues</b>	<b>Proportion of Dues Used for Lobbying</b>	<b>Total Dues Used for Lobbying</b>
<b>City of Staples</b>			
Coalition of Greater Minnesota Cities	4,649	82.5%	3,835
League of Minnesota Cities	2,741	10.5%	288
<b>Total for Entity</b>	<b>\$7,390</b>		<b>\$4,123</b>
<b>City of Starbuck</b>			
League of Minnesota Cities	1,262	10.5%	133
<b>Total for Entity</b>	<b>\$1,262</b>		<b>\$133</b>
<b>City of Steen</b>			
League of Minnesota Cities	333	10.5%	35
<b>Total for Entity</b>	<b>\$333</b>		<b>\$35</b>
<b>City of Stephen</b>			
League of Minnesota Cities	695	10.5%	73
Minnesota Association of Small Cities	416	75.1%	312
<b>Total for Entity</b>	<b>\$1,111</b>		<b>\$385</b>
<b>City of Stewart</b>			
League of Minnesota Cities	619	10.5%	65
Minnesota Association of Small Cities	363	75.1%	273
<b>Total for Entity</b>	<b>\$982</b>		<b>\$338</b>
<b>City of Stewartville</b>			
League of Minnesota Cities	5,177	10.5%	544
<b>Total for Entity</b>	<b>\$5,177</b>		<b>\$544</b>
<b>City of Stillwater</b>			
League of Minnesota Cities	13,153	10.5%	1,381
<b>Total for Entity</b>	<b>\$13,153</b>		<b>\$1,381</b>
<b>City of Stockton</b>			
League of Minnesota Cities	730	10.5%	77
Minnesota Association of Small Cities	465	75.1%	349
<b>Total for Entity</b>	<b>\$1,195</b>		<b>\$426</b>
<b>City of Storden</b>			
Minnesota Association of Small Cities	233	75.1%	175
<b>Total for Entity</b>	<b>\$233</b>		<b>\$175</b>

**Table 5**  
**2011 Lobbying Expenditures Paid With Association Dues**  
**Listed by Entity**

<b>Name of Entity (County)</b> <b>Association Name</b>	<b>Total Local Government Dues</b>	<b>Proportion of Dues Used for Lobbying</b>	<b>Total Dues Used for Lobbying</b>
<b>City of Strandquist</b>			
League of Minnesota Cities	333	10.5%	35
<b>Total for Entity</b>	<b>\$333</b>		<b>\$35</b>
<b>City of Sturgeon Lake</b>			
League of Minnesota Cities	463	10.5%	49
Minnesota Association of Small Cities	298	75.1%	224
<b>Total for Entity</b>	<b>\$761</b>		<b>\$273</b>
<b>City of Sunburg</b>			
League of Minnesota Cities	333	10.5%	35
Minnesota Association of Small Cities	164	75.1%	123
<b>Total for Entity</b>	<b>\$497</b>		<b>\$158</b>
<b>City of Sunfish Lake</b>			
Association of Metropolitan Municipalities	284	50.0%	142
League of Minnesota Cities	575	10.5%	60
<b>Total for Entity</b>	<b>\$859</b>		<b>\$202</b>
<b>City of Swanville</b>			
League of Minnesota Cities	424	10.5%	45
Minnesota Association of Small Cities	280	75.1%	210
<b>Total for Entity</b>	<b>\$704</b>		<b>\$255</b>
<b>City of Taconite</b>			
League of Minnesota Cities	433	10.5%	45
Minnesota Association of Small Cities	268	75.1%	201
Range Association of Municipalities and Schools	450	57.3%	258
<b>Total for Entity</b>	<b>\$1,151</b>		<b>\$504</b>
<b>City of Tamarack</b>			
League of Minnesota Cities	666	10.5%	70
Minnesota Association of Small Cities	144	75.1%	108
<b>Total for Entity</b>	<b>\$810</b>		<b>\$178</b>

**Table 5**  
**2011 Lobbying Expenditures Paid With Association Dues**  
**Listed by Entity**

<b>Name of Entity (County)</b> <b>Association Name</b>	<b>Total Local Government Dues</b>	<b>Proportion of Dues Used for Lobbying</b>	<b>Total Dues Used for Lobbying</b>
<b>City of Taunton</b>			
League of Minnesota Cities	333	10.5%	35
Minnesota Association of Small Cities	203	75.1%	152
<b>Total for Entity</b>	<b>\$536</b>		<b>\$187</b>
<b>City of Taylors Falls</b>			
League of Minnesota Cities	975	10.5%	102
<b>Total for Entity</b>	<b>\$975</b>		<b>\$102</b>
<b>City of Tenstrike</b>			
League of Minnesota Cities	333	10.5%	35
<b>Total for Entity</b>	<b>\$333</b>		<b>\$35</b>
<b>City of Thief River Falls</b>			
Coalition of Greater Minnesota Cities	11,814	82.5%	9,747
League of Minnesota Cities	7,090	10.5%	744
Minnesota Environmental Science & Economic Review Board	2,554	25.5%	651
<b>Total for Entity</b>	<b>\$21,458</b>		<b>\$11,142</b>
<b>City of Thomson</b>			
League of Minnesota Cities	333	10.5%	35
Minnesota Association of Small Cities	193	75.1%	145
<b>Total for Entity</b>	<b>\$526</b>		<b>\$180</b>
<b>City of Tintah</b>			
League of Minnesota Cities	333	10.5%	35
<b>Total for Entity</b>	<b>\$333</b>		<b>\$35</b>
<b>City of Tonka Bay</b>			
League of Minnesota Cities	1,415	10.5%	149
<b>Total for Entity</b>	<b>\$1,415</b>		<b>\$149</b>
<b>City of Tower</b>			
League of Minnesota Cities	556	10.5%	58
Minnesota Association of Small Cities	344	75.1%	258
Range Association of Municipalities and Schools	450	57.3%	258
<b>Total for Entity</b>	<b>\$1,350</b>		<b>\$574</b>

**Table 5**  
**2011 Lobbying Expenditures Paid With Association Dues**  
**Listed by Entity**

<b>Name of Entity (County)</b> <b>Association Name</b>	<b>Total Local Government Dues</b>	<b>Proportion of Dues Used for Lobbying</b>	<b>Total Dues Used for Lobbying</b>
<b>City of Tracy</b>			
Coalition of Greater Minnesota Cities	1,749	82.5%	1,443
League of Minnesota Cities	1,968	10.5%	207
<b>Total for Entity</b>	<b>\$3,717</b>		<b>\$1,650</b>
<b>City of Trail</b>			
League of Minnesota Cities	333	10.5%	35
<b>Total for Entity</b>	<b>\$333</b>		<b>\$35</b>
<b>City of Trimont</b>			
League of Minnesota Cities	774	10.5%	81
Minnesota Association of Small Cities	434	75.1%	326
<b>Total for Entity</b>	<b>\$1,208</b>		<b>\$407</b>
<b>City of Trommald</b>			
League of Minnesota Cities	333	10.5%	35
<b>Total for Entity</b>	<b>\$333</b>		<b>\$35</b>
<b>City of Truman</b>			
League of Minnesota Cities	1,098	10.5%	115
<b>Total for Entity</b>	<b>\$1,098</b>		<b>\$115</b>
<b>City of Twin Lakes</b>			
League of Minnesota Cities	333	10.5%	35
<b>Total for Entity</b>	<b>\$333</b>		<b>\$35</b>
<b>City of Twin Valley</b>			
League of Minnesota Cities	839	10.5%	88
Minnesota Association of Small Cities	489	75.1%	367
<b>Total for Entity</b>	<b>\$1,328</b>		<b>\$455</b>
<b>City of Two Harbors</b>			
League of Minnesota Cities	3,413	10.5%	358
Minnesota Association of Small Cities	1,853	75.1%	1,392
<b>Total for Entity</b>	<b>\$5,266</b>		<b>\$1,750</b>
<b>City of Tyler</b>			
League of Minnesota Cities	1,122	10.5%	118
<b>Total for Entity</b>	<b>\$1,122</b>		<b>\$118</b>

**Table 5**  
**2011 Lobbying Expenditures Paid With Association Dues**  
**Listed by Entity**

<b>Name of Entity (County)</b> <b>Association Name</b>	<b>Total Local Government Dues</b>	<b>Proportion of Dues Used for Lobbying</b>	<b>Total Dues Used for Lobbying</b>
<b>City of Ulen</b>			
League of Minnesota Cities	598	10.5%	63
<b>Total for Entity</b>	<b>\$598</b>		<b>\$63</b>
<b>City of Underwood</b>			
League of Minnesota Cities	416	10.5%	44
Minnesota Association of Small Cities	273	75.1%	205
<b>Total for Entity</b>	<b>\$689</b>		<b>\$249</b>
<b>City of Upsala</b>			
League of Minnesota Cities	492	10.5%	52
<b>Total for Entity</b>	<b>\$492</b>		<b>\$52</b>
<b>City of Utica</b>			
Minnesota Association of Small Cities	224	75.1%	168
<b>Total for Entity</b>	<b>\$224</b>		<b>\$168</b>
<b>City of Vergas</b>			
League of Minnesota Cities	407	10.5%	43
<b>Total for Entity</b>	<b>\$407</b>		<b>\$43</b>
<b>City of Verndale</b>			
League of Minnesota Cities	646	10.5%	68
Minnesota Association of Small Cities	372	75.1%	279
<b>Total for Entity</b>	<b>\$1,018</b>		<b>\$347</b>
<b>City of Vernon Center</b>			
League of Minnesota Cities	408	10.5%	43
<b>Total for Entity</b>	<b>\$408</b>		<b>\$43</b>
<b>City of Vesta</b>			
League of Minnesota Cities	397	10.5%	42
Minnesota Association of Small Cities	264	75.1%	198
<b>Total for Entity</b>	<b>\$661</b>		<b>\$240</b>
<b>City of Victoria</b>			
Association of Metropolitan Municipalities	2,722	50.0%	1,361
League of Minnesota Cities	6,206	10.5%	652
<b>Total for Entity</b>	<b>\$8,928</b>		<b>\$2,013</b>

**Table 5**  
**2011 Lobbying Expenditures Paid With Association Dues**  
**Listed by Entity**

Name of Entity (County) Association Name	Total Local Government Dues	Proportion of Dues Used for Lobbying	Total Dues Used for Lobbying
<b>City of Viking</b>			
League of Minnesota Cities	333	10.5%	35
<b>Total for Entity</b>	<b>\$333</b>		<b>\$35</b>
<b>City of Villard</b>			
League of Minnesota Cities	333	10.5%	35
Minnesota Association of Small Cities	228	75.1%	171
<b>Total for Entity</b>	<b>\$561</b>		<b>\$206</b>
<b>City of Vining</b>			
League of Minnesota Cities	333	10.5%	35
Minnesota Association of Small Cities	147	75.1%	110
<b>Total for Entity</b>	<b>\$480</b>		<b>\$145</b>
<b>City of Virginia</b>			
Coalition of Greater Minnesota Cities	12,090	82.5%	9,974
League of Minnesota Cities	7,190	10.5%	755
Range Association of Municipalities and Schools	950	57.3%	544
<b>Total for Entity</b>	<b>\$20,230</b>		<b>\$11,273</b>
<b>City of Wabasha</b>			
League of Minnesota Cities	2,336	10.5%	245
<b>Total for Entity</b>	<b>\$2,336</b>		<b>\$245</b>
<b>City of Wabasso</b>			
League of Minnesota Cities	729	10.5%	77
Minnesota Association of Small Cities	413	75.1%	310
<b>Total for Entity</b>	<b>\$1,142</b>		<b>\$387</b>
<b>City of Waconia</b>			
Association of Metropolitan Municipalities	3,852	50.0%	1,926
League of Minnesota Cities	8,543	10.5%	897
<b>Total for Entity</b>	<b>\$12,395</b>		<b>\$2,823</b>
<b>City of Wadena</b>			
League of Minnesota Cities	3,715	10.5%	390
<b>Total for Entity</b>	<b>\$3,715</b>		<b>\$390</b>



**Table 5**  
**2011 Lobbying Expenditures Paid With Association Dues**  
**Listed by Entity**

<b>Name of Entity (County)</b> <b>Association Name</b>	<b>Total Local Government Dues</b>	<b>Proportion of Dues Used for Lobbying</b>	<b>Total Dues Used for Lobbying</b>
<b>City of Waite Park</b>			
Coalition of Greater Minnesota Cities	9,546	82.5%	7,875
League of Minnesota Cities	5,752	10.5%	604
<b>Total for Entity</b>	<b>\$15,298</b>		<b>\$8,479</b>
<b>City of Waldorf</b>			
League of Minnesota Cities	333	10.5%	35
<b>Total for Entity</b>	<b>\$333</b>		<b>\$35</b>
<b>City of Walker</b>			
League of Minnesota Cities	945	10.5%	99
Minnesota Association of Small Cities	543	75.1%	408
<b>Total for Entity</b>	<b>\$1,488</b>		<b>\$507</b>
<b>City of Walnut Grove</b>			
League of Minnesota Cities	883	10.5%	93
Minnesota Association of Small Cities	428	75.1%	321
<b>Total for Entity</b>	<b>\$1,311</b>		<b>\$414</b>
<b>City of Walters</b>			
League of Minnesota Cities	333	10.5%	35
Minnesota Association of Small Cities	157	75.1%	118
<b>Total for Entity</b>	<b>\$490</b>		<b>\$153</b>
<b>City of Waltham</b>			
League of Minnesota Cities	333	10.5%	35
<b>Total for Entity</b>	<b>\$333</b>		<b>\$35</b>
<b>City of Wanamingo</b>			
League of Minnesota Cities	1,072	10.5%	113
<b>Total for Entity</b>	<b>\$1,072</b>		<b>\$113</b>
<b>City of Wanda</b>			
League of Minnesota Cities	333	10.5%	35
Minnesota Association of Small Cities	157	75.1%	118
<b>Total for Entity</b>	<b>\$490</b>		<b>\$153</b>

**Table 5**  
**2011 Lobbying Expenditures Paid With Association Dues**  
**Listed by Entity**

<b>Name of Entity (County)</b> <b>Association Name</b>	<b>Total Local Government Dues</b>	<b>Proportion of Dues Used for Lobbying</b>	<b>Total Dues Used for Lobbying</b>
<b>City of Warba</b>			
League of Minnesota Cities	333	10.5%	35
<b>Total for Entity</b>	<b>\$333</b>		<b>\$35</b>
<b>City of Warren</b>			
Coalition of Greater Minnesota Cities	3,083	82.5%	2,543
League of Minnesota Cities	1,492	10.5%	157
<b>Total for Entity</b>	<b>\$4,575</b>		<b>\$2,700</b>
<b>City of Warroad</b>			
Coalition of Greater Minnesota Cities	2,998	82.5%	2,473
League of Minnesota Cities	1,684	10.5%	177
<b>Total for Entity</b>	<b>\$4,682</b>		<b>\$2,650</b>
<b>City of Waseca</b>			
Coalition of Greater Minnesota Cities	13,480	82.5%	11,121
Highway 14 Partnership	1,725	63.6%	1,097
League of Minnesota Cities	7,692	10.5%	808
Minnesota Environmental Science & Economic Review Board	2,456	25.5%	626
<b>Total for Entity</b>	<b>\$25,353</b>		<b>\$13,652</b>
<b>City of Watertown</b>			
League of Minnesota Cities	3,819	10.5%	401
<b>Total for Entity</b>	<b>\$3,819</b>		<b>\$401</b>
<b>City of Waterville</b>			
League of Minnesota Cities	1,761	10.5%	185
Minnesota Association of Small Cities	988	75.1%	742
<b>Total for Entity</b>	<b>\$2,749</b>		<b>\$927</b>
<b>City of Watkins</b>			
League of Minnesota Cities	963	10.5%	101
Minnesota Association of Small Cities	548	75.1%	412
<b>Total for Entity</b>	<b>\$1,511</b>		<b>\$513</b>
<b>City of Watson</b>			
League of Minnesota Cities	666	10.5%	70
<b>Total for Entity</b>	<b>\$666</b>		<b>\$70</b>

**Table 5**  
**2011 Lobbying Expenditures Paid With Association Dues**  
**Listed by Entity**

<b>Name of Entity (County)</b> <b>Association Name</b>	<b>Total Local Government Dues</b>	<b>Proportion of Dues Used for Lobbying</b>	<b>Total Dues Used for Lobbying</b>
<b>City of Waubun</b>			
League of Minnesota Cities	468	10.5%	49
Minnesota Association of Small Cities	298	75.1%	224
<b>Total for Entity</b>	<b>\$766</b>		<b>\$273</b>
<b>City of Waverly</b>			
League of Minnesota Cities	1,311	10.5%	138
Minnesota Association of Small Cities	559	75.1%	420
<b>Total for Entity</b>	<b>\$1,870</b>		<b>\$558</b>
<b>City of Wayzata</b>			
League of Minnesota Cities	3,363	10.5%	353
<b>Total for Entity</b>	<b>\$3,363</b>		<b>\$353</b>
<b>City of Welcome</b>			
League of Minnesota Cities	720	10.5%	76
Minnesota Association of Small Cities	414	75.1%	311
<b>Total for Entity</b>	<b>\$1,134</b>		<b>\$387</b>
<b>City of Wells</b>			
League of Minnesota Cities	2,179	10.5%	229
<b>Total for Entity</b>	<b>\$2,179</b>		<b>\$229</b>
<b>City of Wendell</b>			
League of Minnesota Cities	333	10.5%	35
Minnesota Association of Small Cities	197	75.1%	148
<b>Total for Entity</b>	<b>\$530</b>		<b>\$183</b>
<b>City of West Concord</b>			
League of Minnesota Cities	805	10.5%	85
<b>Total for Entity</b>	<b>\$805</b>		<b>\$85</b>
<b>City of West Saint Paul</b>			
Association of Metropolitan Municipalities	6,536	50.0%	3,268
League of Minnesota Cities	13,958	10.5%	1,466
<b>Total for Entity</b>	<b>\$20,494</b>		<b>\$4,734</b>

**Table 5**  
**2011 Lobbying Expenditures Paid With Association Dues**  
**Listed by Entity**

<b>Name of Entity (County)</b> <b>Association Name</b>	<b>Total Local Government Dues</b>	<b>Proportion of Dues Used for Lobbying</b>	<b>Total Dues Used for Lobbying</b>
<b>City of Westbrook</b>			
League of Minnesota Cities	1,468	10.5%	154
Minnesota Association of Small Cities	438	75.1%	329
<b>Total for Entity</b>	<b>\$1,906</b>		<b>\$483</b>
<b>City of Westport</b>			
League of Minnesota Cities	333	10.5%	35
<b>Total for Entity</b>	<b>\$333</b>		<b>\$35</b>
<b>City of Whalan</b>			
League of Minnesota Cities	333	10.5%	35
<b>Total for Entity</b>	<b>\$333</b>		<b>\$35</b>
<b>City of Wheaton</b>			
Coalition of Greater Minnesota Cities	685	82.5%	565
League of Minnesota Cities	1,370	10.5%	144
Minnesota Association of Small Cities	701	75.1%	526
<b>Total for Entity</b>	<b>\$2,756</b>		<b>\$1,235</b>
<b>City of White Bear Lake</b>			
Association of Metropolitan Municipalities	7,758	50.0%	3,879
League of Minnesota Cities	31,653	10.5%	3,324
<b>Total for Entity</b>	<b>\$39,411</b>		<b>\$7,203</b>
<b>City of Wilder</b>			
League of Minnesota Cities	333	10.5%	35
Minnesota Association of Small Cities	150	75.1%	113
<b>Total for Entity</b>	<b>\$483</b>		<b>\$148</b>
<b>City of Willernie</b>			
League of Minnesota Cities	562	10.5%	59
<b>Total for Entity</b>	<b>\$562</b>		<b>\$59</b>
<b>City of Williams</b>			
League of Minnesota Cities	666	10.5%	70
<b>Total for Entity</b>	<b>\$666</b>		<b>\$70</b>

**Table 5**  
**2011 Lobbying Expenditures Paid With Association Dues**  
**Listed by Entity**

<b>Name of Entity (County)</b> <b>Association Name</b>	<b>Total Local Government Dues</b>	<b>Proportion of Dues Used for Lobbying</b>	<b>Total Dues Used for Lobbying</b>
<b>City of Willmar</b>			
Coalition of Greater Minnesota Cities	28,081	82.5%	23,167
League of Minnesota Cities	14,001	10.5%	1,470
Minnesota Environmental Science & Economic Review Board	4,926	25.5%	1,256
<b>Total for Entity</b>	<b>\$47,008</b>		<b>\$25,893</b>
<b>City of Willow River</b>			
League of Minnesota Cities	481	10.5%	51
<b>Total for Entity</b>	<b>\$481</b>		<b>\$51</b>
<b>City of Wilmont</b>			
League of Minnesota Cities	414	10.5%	43
<b>Total for Entity</b>	<b>\$414</b>		<b>\$43</b>
<b>City of Wilton</b>			
League of Minnesota Cities	333	10.5%	35
<b>Total for Entity</b>	<b>\$333</b>		<b>\$35</b>
<b>City of Windom</b>			
Coalition of Greater Minnesota Cities	6,130	82.5%	5,057
League of Minnesota Cities	4,207	10.5%	442
Minnesota Environmental Science & Economic Review Board	1,605	25.5%	409
<b>Total for Entity</b>	<b>\$11,942</b>		<b>\$5,908</b>
<b>City of Winger</b>			
League of Minnesota Cities	333	10.5%	35
<b>Total for Entity</b>	<b>\$333</b>		<b>\$35</b>
<b>City of Winnebago</b>			
League of Minnesota Cities	1,381	10.5%	145
<b>Total for Entity</b>	<b>\$1,381</b>		<b>\$145</b>
<b>City of Winona</b>			
Coalition of Greater Minnesota Cities	52,621	82.5%	43,412
League of Minnesota Cities	34,084	10.5%	3,579
Minnesota Environmental Science & Economic Review Board	6,160	25.5%	1,571
<b>Total for Entity</b>	<b>\$92,865</b>		<b>\$48,562</b>

**Table 5**  
**2011 Lobbying Expenditures Paid With Association Dues**  
**Listed by Entity**

<b>Name of Entity (County)</b> <b>Association Name</b>	<b>Total Local Government Dues</b>	<b>Proportion of Dues Used for Lobbying</b>	<b>Total Dues Used for Lobbying</b>
<b>City of Winsted</b>			
League of Minnesota Cities	2,190	10.5%	230
<b>Total for Entity</b>	<b>\$2,190</b>		<b>\$230</b>
<b>City of Winthrop</b>			
League of Minnesota Cities	1,348	10.5%	142
Minnesota Association of Small Cities	780	75.1%	586
<b>Total for Entity</b>	<b>\$2,128</b>		<b>\$728</b>
<b>City of Winton</b>			
League of Minnesota Cities	333	10.5%	35
<b>Total for Entity</b>	<b>\$333</b>		<b>\$35</b>
<b>City of Wolf Lake</b>			
League of Minnesota Cities	333	10.5%	35
<b>Total for Entity</b>	<b>\$333</b>		<b>\$35</b>
<b>City of Wolverton</b>			
League of Minnesota Cities	333	10.5%	35
<b>Total for Entity</b>	<b>\$333</b>		<b>\$35</b>
<b>City of Wood Lake</b>			
League of Minnesota Cities	503	10.5%	53
Minnesota Association of Small Cities	305	75.1%	229
<b>Total for Entity</b>	<b>\$808</b>		<b>\$282</b>
<b>City of Woodbury</b>			
Association of Metropolitan Municipalities	12,520	50.0%	6,260
League of Minnesota Cities	26,663	10.5%	2,800
Municipal Legislative Commission	10,000	92.7%	9,270
<b>Total for Entity</b>	<b>\$49,183</b>		<b>\$18,330</b>
<b>City of Woodland</b>			
League of Minnesota Cities	501	10.5%	53
<b>Total for Entity</b>	<b>\$501</b>		<b>\$53</b>

**Table 5**  
**2011 Lobbying Expenditures Paid With Association Dues**  
**Listed by Entity**

<b>Name of Entity (County)</b> <b>Association Name</b>	<b>Total Local Government Dues</b>	<b>Proportion of Dues Used for Lobbying</b>	<b>Total Dues Used for Lobbying</b>
<b>City of Worthington</b>			
Coalition of Greater Minnesota Cities	16,134	82.5%	13,311
League of Minnesota Cities	9,809	10.5%	1,030
<b>Total for Entity</b>	<b>\$25,943</b>		<b>\$14,341</b>
<b>City of Wrenshall</b>			
League of Minnesota Cities	467	10.5%	49
<b>Total for Entity</b>	<b>\$467</b>		<b>\$49</b>
<b>City of Wright</b>			
League of Minnesota Cities	666	10.5%	70
<b>Total for Entity</b>	<b>\$666</b>		<b>\$70</b>
<b>City of Wykoff</b>			
League of Minnesota Cities	507	10.5%	53
Minnesota Association of Small Cities	311	75.1%	234
<b>Total for Entity</b>	<b>\$818</b>		<b>\$287</b>
<b>City of Wyoming</b>			
League of Minnesota Cities	6,527	10.5%	685
<b>Total for Entity</b>	<b>\$6,527</b>		<b>\$685</b>
<b>City of Zimmerman</b>			
League of Minnesota Cities	4,682	10.5%	492
<b>Total for Entity</b>	<b>\$4,682</b>		<b>\$492</b>
<b>City of Zumbro Falls</b>			
League of Minnesota Cities	333	10.5%	35
<b>Total for Entity</b>	<b>\$333</b>		<b>\$35</b>
<b>City of Zumbrota</b>			
League of Minnesota Cities	2,979	10.5%	313
<b>Total for Entity</b>	<b>\$2,979</b>		<b>\$313</b>
<b>Claremont Township (Dodge)</b>			
Minnesota Association of Townships	444	7.0%	31
<b>Total for Entity</b>	<b>\$444</b>		<b>\$31</b>

**Table 5**  
**2011 Lobbying Expenditures Paid With Association Dues**  
**Listed by Entity**

<b>Name of Entity (County)</b> <b>Association Name</b>	<b>Total Local Government Dues</b>	<b>Proportion of Dues Used for Lobbying</b>	<b>Total Dues Used for Lobbying</b>
<b>Clark Township (Aitkin)</b>			
Minnesota Association of Townships	305	7.0%	21
<b>Total for Entity</b>	<b>\$305</b>		<b>\$21</b>
<b>Clark Township (Faribault)</b>			
Minnesota Association of Townships	403	7.0%	28
<b>Total for Entity</b>	<b>\$403</b>		<b>\$28</b>
<b>Clay County</b>			
Association of Minnesota Counties	16,772	22.6%	3,790
Minnesota Rural Counties Caucus	2,100	50.0%	1,050
<b>Total for Entity</b>	<b>\$18,872</b>		<b>\$4,840</b>
<b>Clay Soil and Water Conservation District</b>			
Minnesota Association of Soil & Water Conservation Districts	2,795	27.6%	771
<b>Total for Entity</b>	<b>\$2,795</b>		<b>\$771</b>
<b>Clay Township (Hubbard)</b>			
Minnesota Association of Townships	284	7.0%	20
<b>Total for Entity</b>	<b>\$284</b>		<b>\$20</b>
<b>Clayton Township (Mower)</b>			
Minnesota Association of Townships	304	7.0%	21
<b>Total for Entity</b>	<b>\$304</b>		<b>\$21</b>
<b>Clear Lake Township (Sherburne)</b>			
Minnesota Association of Townships	783	7.0%	55
<b>Total for Entity</b>	<b>\$783</b>		<b>\$55</b>
<b>Clearwater County</b>			
Association of Minnesota Counties	4,912	22.6%	1,110
Minnesota Rural Counties Caucus	2,100	50.0%	1,050
<b>Total for Entity</b>	<b>\$7,012</b>		<b>\$2,160</b>
<b>Clearwater River Watershed District</b>			
League of Minnesota Cities	1,488	10.5%	156
Minnesota Association of Watershed Districts	2,089	27.4%	572
<b>Total for Entity</b>	<b>\$3,577</b>		<b>\$728</b>



**Table 5**  
**2011 Lobbying Expenditures Paid With Association Dues**  
**Listed by Entity**

<b>Name of Entity (County)</b> <b>Association Name</b>	<b>Total Local Government Dues</b>	<b>Proportion of Dues Used for Lobbying</b>	<b>Total Dues Used for Lobbying</b>
<b>Clearwater Soil and Water Conservation District</b>			
Minnesota Association of Soil & Water Conservation Districts	1,895	27.6%	523
<b>Total for Entity</b>	<b>\$1,895</b>		<b>\$523</b>
<b>Clearwater Township (Wright)</b>			
Minnesota Association of Townships	724	7.0%	51
<b>Total for Entity</b>	<b>\$724</b>		<b>\$51</b>
<b>Cleveland Township (Le Sueur)</b>			
Minnesota Association of Townships	485	7.0%	34
<b>Total for Entity</b>	<b>\$485</b>		<b>\$34</b>
<b>Clifton Township (Lyon)</b>			
Minnesota Association of Townships	396	7.0%	28
<b>Total for Entity</b>	<b>\$396</b>		<b>\$28</b>
<b>Clifton Township (Traverse)</b>			
Minnesota Association of Townships	285	7.0%	20
<b>Total for Entity</b>	<b>\$285</b>		<b>\$20</b>
<b>Clinton Falls Township (Steele)</b>			
Minnesota Association of Townships	433	7.0%	30
<b>Total for Entity</b>	<b>\$433</b>		<b>\$30</b>
<b>Clinton Township (Rock)</b>			
Minnesota Association of Townships	396	7.0%	28
<b>Total for Entity</b>	<b>\$396</b>		<b>\$28</b>
<b>Clinton Township (Saint Louis)</b>			
Minnesota Association of Townships	540	7.0%	38
Range Association of Municipalities and Schools	400	57.3%	229
<b>Total for Entity</b>	<b>\$940</b>		<b>\$267</b>
<b>Clitherall Township (Otter Tail)</b>			
Minnesota Association of Townships	453	7.0%	32
<b>Total for Entity</b>	<b>\$453</b>		<b>\$32</b>
<b>Clontarf Township (Swift)</b>			
Minnesota Association of Townships	289	7.0%	20
<b>Total for Entity</b>	<b>\$289</b>		<b>\$20</b>

**Table 5**  
**2011 Lobbying Expenditures Paid With Association Dues**  
**Listed by Entity**

<b>Name of Entity (County)</b> <b>Association Name</b>	<b>Total Local Government Dues</b>	<b>Proportion of Dues Used for Lobbying</b>	<b>Total Dues Used for Lobbying</b>
<b>Clover Leaf Township (Pennington)</b>			
Minnesota Association of Townships	285	7.0%	20
<b>Total for Entity</b>	<b>\$285</b>		<b>\$20</b>
<b>Clover Township (Clearwater)</b>			
Minnesota Association of Townships	293	7.0%	21
<b>Total for Entity</b>	<b>\$293</b>		<b>\$21</b>
<b>Clover Township (Hubbard)</b>			
Minnesota Association of Townships	299	7.0%	21
<b>Total for Entity</b>	<b>\$299</b>		<b>\$21</b>
<b>Clover Township (Mahnomon)</b>			
Minnesota Association of Townships	293	7.0%	21
<b>Total for Entity</b>	<b>\$293</b>		<b>\$21</b>
<b>Clover Township (Pine)</b>			
Minnesota Association of Townships	410	7.0%	29
<b>Total for Entity</b>	<b>\$410</b>		<b>\$29</b>
<b>Clow Township (Kittson)</b>			
Minnesota Association of Townships	277	7.0%	19
<b>Total for Entity</b>	<b>\$277</b>		<b>\$19</b>
<b>Cokato Township (Wright)</b>			
Minnesota Association of Townships	724	7.0%	51
<b>Total for Entity</b>	<b>\$724</b>		<b>\$51</b>
<b>Colfax Township (Kandiyohi)</b>			
Minnesota Association of Townships	469	7.0%	33
<b>Total for Entity</b>	<b>\$469</b>		<b>\$33</b>
<b>Collegeville Township (Stearns)</b>			
Minnesota Association of Townships	1,178	7.0%	82
<b>Total for Entity</b>	<b>\$1,178</b>		<b>\$82</b>
<b>Collins Township (McLeod)</b>			
Minnesota Association of Townships	447	7.0%	31
<b>Total for Entity</b>	<b>\$447</b>		<b>\$31</b>

**Table 5**  
**2011 Lobbying Expenditures Paid With Association Dues**  
**Listed by Entity**

<b>Name of Entity (County)</b> <b>Association Name</b>	<b>Total Local Government Dues</b>	<b>Proportion of Dues Used for Lobbying</b>	<b>Total Dues Used for Lobbying</b>
<b>Collinwood Township (Meeker)</b>			
Minnesota Association of Townships	653	7.0%	46
<b>Total for Entity</b>	<b>\$653</b>		<b>\$46</b>
<b>Columbia Township (Polk)</b>			
Minnesota Association of Townships	439	7.0%	31
<b>Total for Entity</b>	<b>\$439</b>		<b>\$31</b>
<b>Colvin Township (Saint Louis)</b>			
Minnesota Association of Townships	406	7.0%	28
<b>Total for Entity</b>	<b>\$406</b>		<b>\$28</b>
<b>Comfort Lake Forest Lake Watershed District</b>			
League of Minnesota Cities	1,488	10.5%	156
Minnesota Association of Watershed Districts	2,777	27.4%	761
<b>Total for Entity</b>	<b>\$4,265</b>		<b>\$917</b>
<b>Comfort Township (Kanabec)</b>			
Minnesota Association of Townships	644	7.0%	45
<b>Total for Entity</b>	<b>\$644</b>		<b>\$45</b>
<b>Como Township (Marshall)</b>			
Minnesota Association of Townships	279	7.0%	20
<b>Total for Entity</b>	<b>\$279</b>		<b>\$20</b>
<b>Compton Township (Otter Tail)</b>			
Minnesota Association of Townships	524	7.0%	37
<b>Total for Entity</b>	<b>\$524</b>		<b>\$37</b>
<b>Comstock Township (Marshall)</b>			
Minnesota Association of Townships	296	7.0%	21
<b>Total for Entity</b>	<b>\$296</b>		<b>\$21</b>
<b>Concord Township (Dodge)</b>			
Minnesota Association of Townships	468	7.0%	33
<b>Total for Entity</b>	<b>\$468</b>		<b>\$33</b>
<b>Connelly Township (Wilkin)</b>			
Minnesota Association of Townships	293	7.0%	21
<b>Total for Entity</b>	<b>\$293</b>		<b>\$21</b>

**Table 5**  
**2011 Lobbying Expenditures Paid With Association Dues**  
**Listed by Entity**

<b>Name of Entity (County)</b> <b>Association Name</b>	<b>Total Local Government Dues</b>	<b>Proportion of Dues Used for Lobbying</b>	<b>Total Dues Used for Lobbying</b>
<b>Cook County</b>			
Arrowhead Counties Association	2,400	64.0%	1,536
Association of Minnesota Counties	4,839	22.6%	1,094
Minnesota Rural Counties Caucus	2,100	50.0%	1,050
<b>Total for Entity</b>	<b>\$9,339</b>		<b>\$3,680</b>
<b>Cook County Soil and Water Conservation District</b>			
Minnesota Association of Soil & Water Conservation Districts	1,895	27.6%	523
<b>Total for Entity</b>	<b>\$1,895</b>		<b>\$523</b>
<b>Coon Creek Township (Lyon)</b>			
Minnesota Association of Townships	398	7.0%	28
<b>Total for Entity</b>	<b>\$398</b>		<b>\$28</b>
<b>Coon Creek Watershed District</b>			
League of Minnesota Cities	1,488	10.5%	156
Minnesota Association of Watershed Districts	3,500	27.4%	959
<b>Total for Entity</b>	<b>\$4,988</b>		<b>\$1,115</b>
<b>Copley Township (Clearwater)</b>			
Minnesota Association of Townships	509	7.0%	36
<b>Total for Entity</b>	<b>\$509</b>		<b>\$36</b>
<b>Cordova Township (Le Sueur)</b>			
Minnesota Association of Townships	460	7.0%	32
<b>Total for Entity</b>	<b>\$460</b>		<b>\$32</b>
<b>Corinna Township (Wright)</b>			
Minnesota Association of Townships	947	7.0%	66
<b>Total for Entity</b>	<b>\$947</b>		<b>\$66</b>
<b>Corliss Township (Otter Tail)</b>			
Minnesota Association of Townships	441	7.0%	31
<b>Total for Entity</b>	<b>\$441</b>		<b>\$31</b>
<b>Cormant Township (Beltrami)</b>			
Minnesota Association of Townships	316	7.0%	22
<b>Total for Entity</b>	<b>\$316</b>		<b>\$22</b>

**Table 5**  
**2011 Lobbying Expenditures Paid With Association Dues**  
**Listed by Entity**

<b>Name of Entity (County)</b> <b>Association Name</b>	<b>Total Local Government Dues</b>	<b>Proportion of Dues Used for Lobbying</b>	<b>Total Dues Used for Lobbying</b>
<b>Cormorant Lakes Watershed District</b>			
Minnesota Association of Watershed Districts	670	27.4%	184
<b>Total for Entity</b>	<b>\$670</b>		<b>\$184</b>
<b>Cormorant Township (Becker)</b>			
Minnesota Association of Townships	637	7.0%	45
<b>Total for Entity</b>	<b>\$637</b>		<b>\$45</b>
<b>Cornish Township (Aitkin)</b>			
Minnesota Association of Townships	277	7.0%	19
<b>Total for Entity</b>	<b>\$277</b>		<b>\$19</b>
<b>Cornish Township (Sibley)</b>			
Minnesota Association of Townships	395	7.0%	28
<b>Total for Entity</b>	<b>\$395</b>		<b>\$28</b>
<b>Cosmos Township (Meeker)</b>			
Minnesota Association of Townships	314	7.0%	22
<b>Total for Entity</b>	<b>\$314</b>		<b>\$22</b>
<b>Cotton Township (Saint Louis)</b>			
Minnesota Association of Townships	442	7.0%	31
<b>Total for Entity</b>	<b>\$442</b>		<b>\$31</b>
<b>Cottonwood County</b>			
Association of Minnesota Counties	6,751	22.6%	1,526
<b>Total for Entity</b>	<b>\$6,751</b>		<b>\$1,526</b>
<b>Cottonwood Soil and Water Conservation District</b>			
Minnesota Association of Soil & Water Conservation Districts	1,895	27.6%	523
<b>Total for Entity</b>	<b>\$1,895</b>		<b>\$523</b>
<b>Cottonwood Township (Brown)</b>			
Minnesota Association of Townships	534	7.0%	37
<b>Total for Entity</b>	<b>\$534</b>		<b>\$37</b>
<b>Courtland Township (Nicollet)</b>			
Minnesota Association of Townships	495	7.0%	35
<b>Total for Entity</b>	<b>\$495</b>		<b>\$35</b>

**Table 5**  
**2011 Lobbying Expenditures Paid With Association Dues**  
**Listed by Entity**

<b>Name of Entity (County)</b> <b>Association Name</b>	<b>Total Local Government Dues</b>	<b>Proportion of Dues Used for Lobbying</b>	<b>Total Dues Used for Lobbying</b>
<b>Crane Lake Township (Saint Louis)</b>			
Minnesota Association of Townships	294	7.0%	21
<b>Total for Entity</b>	<b>\$294</b>		<b>\$21</b>
<b>Crane Lake Water and Sanitary District</b>			
League of Minnesota Cities	1,488	10.5%	156
<b>Total for Entity</b>	<b>\$1,488</b>		<b>\$156</b>
<b>Crate Township (Chippewa)</b>			
Minnesota Association of Townships	319	7.0%	22
<b>Total for Entity</b>	<b>\$319</b>		<b>\$22</b>
<b>Credit River Township (Scott)</b>			
Minnesota Association of Townships	1,602	7.0%	112
<b>Total for Entity</b>	<b>\$1,602</b>		<b>\$112</b>
<b>Croke Township (Traverse)</b>			
Minnesota Association of Townships	285	7.0%	20
<b>Total for Entity</b>	<b>\$285</b>		<b>\$20</b>
<b>Cromwell Township (Clay)</b>			
Minnesota Association of Townships	419	7.0%	29
<b>Total for Entity</b>	<b>\$419</b>		<b>\$29</b>
<b>Crooked Creek Township (Houston)</b>			
Minnesota Association of Townships	410	7.0%	29
<b>Total for Entity</b>	<b>\$410</b>		<b>\$29</b>
<b>Crooked Creek Watershed District</b>			
Minnesota Association of Watershed Districts	408	27.4%	112
<b>Total for Entity</b>	<b>\$408</b>		<b>\$112</b>
<b>Crooked Lake Township (Cass)</b>			
Minnesota Association of Townships	449	7.0%	31
<b>Total for Entity</b>	<b>\$449</b>		<b>\$31</b>
<b>Crooks Township (Renville)</b>			
Minnesota Association of Townships	312	7.0%	22
<b>Total for Entity</b>	<b>\$312</b>		<b>\$22</b>

**Table 5**  
**2011 Lobbying Expenditures Paid With Association Dues**  
**Listed by Entity**

<b>Name of Entity (County)</b> <b>Association Name</b>	<b>Total Local Government Dues</b>	<b>Proportion of Dues Used for Lobbying</b>	<b>Total Dues Used for Lobbying</b>
<b>Crookston Township (Polk)</b>			
Minnesota Association of Townships	459	7.0%	32
<b>Total for Entity</b>	<b>\$459</b>		<b>\$32</b>
<b>Crosby Township (Pine)</b>			
Minnesota Association of Townships	291	7.0%	20
<b>Total for Entity</b>	<b>\$291</b>		<b>\$20</b>
<b>Crow Lake Township (Stearns)</b>			
Minnesota Association of Townships	413	7.0%	29
<b>Total for Entity</b>	<b>\$413</b>		<b>\$29</b>
<b>Crow River Township (Stearns)</b>			
Minnesota Association of Townships	417	7.0%	29
<b>Total for Entity</b>	<b>\$417</b>		<b>\$29</b>
<b>Crow Wing County</b>			
Association of Minnesota Counties	19,574	22.6%	4,424
<b>Total for Entity</b>	<b>\$19,574</b>		<b>\$4,424</b>
<b>Crow Wing Lake Township (Hubbard)</b>			
Minnesota Association of Townships	400	7.0%	28
<b>Total for Entity</b>	<b>\$400</b>		<b>\$28</b>
<b>Crow Wing Soil and Water Conservation District</b>			
Minnesota Association of Soil & Water Conservation Districts	1,677	27.6%	463
<b>Total for Entity</b>	<b>\$1,677</b>		<b>\$463</b>
<b>Crow Wing Township (Crow Wing)</b>			
Minnesota Association of Townships	793	7.0%	56
<b>Total for Entity</b>	<b>\$793</b>		<b>\$56</b>
<b>Crystal Bay Township (Lake)</b>			
Minnesota Association of Townships	477	7.0%	33
<b>Total for Entity</b>	<b>\$477</b>		<b>\$33</b>
<b>Cuba Township (Becker)</b>			
Minnesota Association of Townships	317	7.0%	22
<b>Total for Entity</b>	<b>\$317</b>		<b>\$22</b>

**Table 5**  
**2011 Lobbying Expenditures Paid With Association Dues**  
**Listed by Entity**

<b>Name of Entity (County)</b> <b>Association Name</b>	<b>Total Local Government Dues</b>	<b>Proportion of Dues Used for Lobbying</b>	<b>Total Dues Used for Lobbying</b>
<b>Culdrum Township (Morrison)</b>			
Minnesota Association of Townships	443	7.0%	31
<b>Total for Entity</b>	<b>\$443</b>		<b>\$31</b>
<b>Culver Township (Saint Louis)</b>			
Minnesota Association of Townships	404	7.0%	28
<b>Total for Entity</b>	<b>\$404</b>		<b>\$28</b>
<b>Cushing Township (Morrison)</b>			
Minnesota Association of Townships	516	7.0%	36
<b>Total for Entity</b>	<b>\$516</b>		<b>\$36</b>
<b>Custer Township (Lyon)</b>			
Minnesota Association of Townships	309	7.0%	22
<b>Total for Entity</b>	<b>\$309</b>		<b>\$22</b>
<b>Daggett Brook Township (Crow Wing)</b>			
Minnesota Association of Townships	461	7.0%	32
<b>Total for Entity</b>	<b>\$461</b>		<b>\$32</b>
<b>Dahlgren Township (Carver)</b>			
Minnesota Association of Townships	750	7.0%	52
<b>Total for Entity</b>	<b>\$750</b>		<b>\$52</b>
<b>Dailey Township (Mille Lacs)</b>			
Minnesota Association of Townships	398	7.0%	28
<b>Total for Entity</b>	<b>\$398</b>		<b>\$28</b>
<b>Dakota County</b>			
Association of Minnesota Counties	46,734	22.6%	10,562
Minnesota Inter-County Association	93,695	49.0%	45,911
<b>Total for Entity</b>	<b>\$140,429</b>		<b>\$56,473</b>
<b>Dakota County Soil and Water Conservation District</b>			
Minnesota Association of Soil & Water Conservation Districts	2,795	27.6%	771
<b>Total for Entity</b>	<b>\$2,795</b>		<b>\$771</b>
<b>Dalbo Township (Isanti)</b>			
Minnesota Association of Townships	503	7.0%	35
<b>Total for Entity</b>	<b>\$503</b>		<b>\$35</b>



**Table 5**  
**2011 Lobbying Expenditures Paid With Association Dues**  
**Listed by Entity**

<b>Name of Entity (County)</b> <b>Association Name</b>	<b>Total Local Government Dues</b>	<b>Proportion of Dues Used for Lobbying</b>	<b>Total Dues Used for Lobbying</b>
<b>Dale Township (Cottonwood)</b>			
Minnesota Association of Townships	299	7.0%	21
<b>Total for Entity</b>	<b>\$299</b>		<b>\$21</b>
<b>Dane Prairie Township (Otter Tail)</b>			
Minnesota Association of Townships	519	7.0%	36
<b>Total for Entity</b>	<b>\$519</b>		<b>\$36</b>
<b>Danforth Township (Pine)</b>			
Minnesota Association of Townships	291	7.0%	20
<b>Total for Entity</b>	<b>\$291</b>		<b>\$20</b>
<b>Danielson Township (Meeker)</b>			
Minnesota Association of Townships	411	7.0%	29
<b>Total for Entity</b>	<b>\$411</b>		<b>\$29</b>
<b>Danville Township (Blue Earth)</b>			
Minnesota Association of Townships	396	7.0%	28
<b>Total for Entity</b>	<b>\$396</b>		<b>\$28</b>
<b>Darling Township (Morrison)</b>			
Minnesota Association of Townships	466	7.0%	33
<b>Total for Entity</b>	<b>\$466</b>		<b>\$33</b>
<b>Darnen Township (Stevens)</b>			
Minnesota Association of Townships	402	7.0%	28
<b>Total for Entity</b>	<b>\$402</b>		<b>\$28</b>
<b>Darwin Township (Meeker)</b>			
Minnesota Association of Townships	489	7.0%	34
<b>Total for Entity</b>	<b>\$489</b>		<b>\$34</b>
<b>Dassel Township (Meeker)</b>			
Minnesota Association of Townships	729	7.0%	51
<b>Total for Entity</b>	<b>\$729</b>		<b>\$51</b>
<b>Davis Township (Kittson)</b>			
Minnesota Association of Townships	277	7.0%	19
<b>Total for Entity</b>	<b>\$277</b>		<b>\$19</b>

**Table 5**  
**2011 Lobbying Expenditures Paid With Association Dues**  
**Listed by Entity**

<b>Name of Entity (County)</b> <b>Association Name</b>	<b>Total Local Government Dues</b>	<b>Proportion of Dues Used for Lobbying</b>	<b>Total Dues Used for Lobbying</b>
<b>Dawson (Johnson Memorial) Area Hospital District</b>			
League of Minnesota Cities	1,488	10.5%	156
<b>Total for Entity</b>	<b>\$1,488</b>		<b>\$156</b>
<b>Dead Lake Township (Otter Tail)</b>			
Minnesota Association of Townships	427	7.0%	30
<b>Total for Entity</b>	<b>\$427</b>		<b>\$30</b>
<b>Decoria Township (Blue Earth)</b>			
Minnesota Association of Townships	646	7.0%	45
<b>Total for Entity</b>	<b>\$646</b>		<b>\$45</b>
<b>Deer Creek Township (Otter Tail)</b>			
Minnesota Association of Townships	422	7.0%	30
<b>Total for Entity</b>	<b>\$422</b>		<b>\$30</b>
<b>Deer Park Township (Pennington)</b>			
Minnesota Association of Townships	301	7.0%	21
<b>Total for Entity</b>	<b>\$301</b>		<b>\$21</b>
<b>Deer River Township (Itasca)</b>			
Minnesota Association of Townships	492	7.0%	34
<b>Total for Entity</b>	<b>\$492</b>		<b>\$34</b>
<b>Deer Township (Roseau)</b>			
Minnesota Association of Townships	289	7.0%	20
<b>Total for Entity</b>	<b>\$289</b>		<b>\$20</b>
<b>Deerfield Township (Cass)</b>			
Minnesota Association of Townships	306	7.0%	21
<b>Total for Entity</b>	<b>\$306</b>		<b>\$21</b>
<b>Deerfield Township (Steele)</b>			
Minnesota Association of Townships	495	7.0%	35
<b>Total for Entity</b>	<b>\$495</b>		<b>\$35</b>
<b>Deerhorn Township (Wilkin)</b>			
Minnesota Association of Townships	292	7.0%	20
<b>Total for Entity</b>	<b>\$292</b>		<b>\$20</b>

**Table 5**  
**2011 Lobbying Expenditures Paid With Association Dues**  
**Listed by Entity**

<b>Name of Entity (County)</b> <b>Association Name</b>	<b>Total Local Government Dues</b>	<b>Proportion of Dues Used for Lobbying</b>	<b>Total Dues Used for Lobbying</b>
<b>Deerwood Township (Crow Wing)</b>			
Minnesota Association of Townships	722	7.0%	51
<b>Total for Entity</b>	<b>\$722</b>		<b>\$51</b>
<b>Deerwood Township (Kittson)</b>			
Minnesota Association of Townships	307	7.0%	21
<b>Total for Entity</b>	<b>\$307</b>		<b>\$21</b>
<b>Delafield Township (Jackson)</b>			
Minnesota Association of Townships	403	7.0%	28
<b>Total for Entity</b>	<b>\$403</b>		<b>\$28</b>
<b>Delavan Township (Faribault)</b>			
Minnesota Association of Townships	324	7.0%	23
<b>Total for Entity</b>	<b>\$324</b>		<b>\$23</b>
<b>Delaware Township (Grant)</b>			
Minnesota Association of Townships	291	7.0%	20
<b>Total for Entity</b>	<b>\$291</b>		<b>\$20</b>
<b>Delhi Township (Redwood)</b>			
Minnesota Association of Townships	402	7.0%	28
<b>Total for Entity</b>	<b>\$402</b>		<b>\$28</b>
<b>Dell Grove Township (Pine)</b>			
Minnesota Association of Townships	493	7.0%	35
<b>Total for Entity</b>	<b>\$493</b>		<b>\$35</b>
<b>Delton Township (Cottonwood)</b>			
Minnesota Association of Townships	295	7.0%	21
<b>Total for Entity</b>	<b>\$295</b>		<b>\$21</b>
<b>Denmark Township (Washington)</b>			
Minnesota Association of Townships	793	7.0%	56
<b>Total for Entity</b>	<b>\$793</b>		<b>\$56</b>
<b>Denver Township (Rock)</b>			
Minnesota Association of Townships	316	7.0%	22
<b>Total for Entity</b>	<b>\$316</b>		<b>\$22</b>

**Table 5**  
**2011 Lobbying Expenditures Paid With Association Dues**  
**Listed by Entity**

<b>Name of Entity (County)</b> <b>Association Name</b>	<b>Total Local Government Dues</b>	<b>Proportion of Dues Used for Lobbying</b>	<b>Total Dues Used for Lobbying</b>
<b>Derrynane Township (Le Sueur)</b>			
Minnesota Association of Townships	458	7.0%	32
<b>Total for Entity</b>	<b>\$458</b>		<b>\$32</b>
<b>Des Moines River Township (Murray)</b>			
Minnesota Association of Townships	303	7.0%	21
<b>Total for Entity</b>	<b>\$303</b>		<b>\$21</b>
<b>Des Moines Township (Jackson)</b>			
Minnesota Association of Townships	323	7.0%	23
<b>Total for Entity</b>	<b>\$323</b>		<b>\$23</b>
<b>Detroit Township (Becker)</b>			
Minnesota Association of Townships	896	7.0%	63
<b>Total for Entity</b>	<b>\$896</b>		<b>\$63</b>
<b>Dewald Township (Nobles)</b>			
Minnesota Association of Townships	397	7.0%	28
<b>Total for Entity</b>	<b>\$397</b>		<b>\$28</b>
<b>Dewey Township (Roseau)</b>			
Minnesota Association of Townships	291	7.0%	20
<b>Total for Entity</b>	<b>\$291</b>		<b>\$20</b>
<b>Dexter Township (Mower)</b>			
Minnesota Association of Townships	404	7.0%	28
<b>Total for Entity</b>	<b>\$404</b>		<b>\$28</b>
<b>Diamond Lake Township (Lincoln)</b>			
Minnesota Association of Townships	317	7.0%	22
<b>Total for Entity</b>	<b>\$317</b>		<b>\$22</b>
<b>Dieter Township (Roseau)</b>			
Minnesota Association of Townships	301	7.0%	21
<b>Total for Entity</b>	<b>\$301</b>		<b>\$21</b>
<b>Dodge County</b>			
Association of Minnesota Counties	9,166	22.6%	2,072
<b>Total for Entity</b>	<b>\$9,166</b>		<b>\$2,072</b>

**Table 5**  
**2011 Lobbying Expenditures Paid With Association Dues**  
**Listed by Entity**

<b>Name of Entity (County)</b> <b>Association Name</b>	<b>Total Local Government Dues</b>	<b>Proportion of Dues Used for Lobbying</b>	<b>Total Dues Used for Lobbying</b>
<b>Dodge Soil and Water Conservation District</b>			
Minnesota Association of Soil & Water Conservation Districts	2,168	27.6%	598
<b>Total for Entity</b>	<b>\$2,168</b>		<b>\$598</b>
<b>Dollymount Township (Traverse)</b>			
Minnesota Association of Townships	285	7.0%	20
<b>Total for Entity</b>	<b>\$285</b>		<b>\$20</b>
<b>Donnelly Township (Marshall)</b>			
Minnesota Association of Townships	275	7.0%	19
<b>Total for Entity</b>	<b>\$275</b>		<b>\$19</b>
<b>Donnelly Township (Stevens)</b>			
Minnesota Association of Townships	291	7.0%	20
<b>Total for Entity</b>	<b>\$291</b>		<b>\$20</b>
<b>Dora Township (Otter Tail)</b>			
Minnesota Association of Townships	496	7.0%	35
<b>Total for Entity</b>	<b>\$496</b>		<b>\$35</b>
<b>Douglas County</b>			
Association of Minnesota Counties	13,827	22.6%	3,125
Minnesota Rural Counties Caucus	2,100	50.0%	1,050
<b>Total for Entity</b>	<b>\$15,927</b>		<b>\$4,175</b>
<b>Douglas County Housing and Redevelopment Authority</b>			
League of Minnesota Cities	1,488	10.5%	156
<b>Total for Entity</b>	<b>\$1,488</b>		<b>\$156</b>
<b>Douglas Soil and Water Conservation District</b>			
Minnesota Association of Soil & Water Conservation Districts	2,795	27.6%	771
<b>Total for Entity</b>	<b>\$2,795</b>		<b>\$771</b>
<b>Douglas Township (Dakota)</b>			
Minnesota Association of Townships	517	7.0%	36
<b>Total for Entity</b>	<b>\$517</b>		<b>\$36</b>
<b>Dover Township (Olmsted)</b>			
Minnesota Association of Townships	434	7.0%	30
<b>Total for Entity</b>	<b>\$434</b>		<b>\$30</b>

**Table 5**  
**2011 Lobbying Expenditures Paid With Association Dues**  
**Listed by Entity**

<b>Name of Entity (County)</b> <b>Association Name</b>	<b>Total Local Government Dues</b>	<b>Proportion of Dues Used for Lobbying</b>	<b>Total Dues Used for Lobbying</b>
<b>Dover, Eyota, Saint Charles Area Sanitary District</b>			
League of Minnesota Cities	1,488	10.5%	156
<b>Total for Entity</b>	<b>\$1,488</b>		<b>\$156</b>
<b>Dovray Township (Murray)</b>			
Minnesota Association of Townships	301	7.0%	21
<b>Total for Entity</b>	<b>\$301</b>		<b>\$21</b>
<b>Dovre Township (Kandiyohi)</b>			
Minnesota Association of Townships	839	7.0%	59
<b>Total for Entity</b>	<b>\$839</b>		<b>\$59</b>
<b>Drammen Township (Lincoln)</b>			
Minnesota Association of Townships	293	7.0%	21
<b>Total for Entity</b>	<b>\$293</b>		<b>\$21</b>
<b>Dresbach Township (Winona)</b>			
Minnesota Association of Townships	430	7.0%	30
<b>Total for Entity</b>	<b>\$430</b>		<b>\$30</b>
<b>Dryden Township (Sibley)</b>			
Minnesota Association of Townships	396	7.0%	28
<b>Total for Entity</b>	<b>\$396</b>		<b>\$28</b>
<b>Dublin Township (Swift)</b>			
Minnesota Association of Townships	300	7.0%	21
<b>Total for Entity</b>	<b>\$300</b>		<b>\$21</b>
<b>Dudley Township (Clearwater)</b>			
Minnesota Association of Townships	432	7.0%	30
<b>Total for Entity</b>	<b>\$432</b>		<b>\$30</b>
<b>Duluth Seaway Port Authority</b>			
Minnesota Ports Association	11,500	100.0%	11,500
<b>Total for Entity</b>	<b>\$11,500</b>		<b>\$11,500</b>
<b>Duluth Township (Saint Louis)</b>			
Minnesota Association of Townships	808	7.0%	57
<b>Total for Entity</b>	<b>\$808</b>		<b>\$57</b>

**Table 5**  
**2011 Lobbying Expenditures Paid With Association Dues**  
**Listed by Entity**

<b>Name of Entity (County)</b> <b>Association Name</b>	<b>Total Local Government Dues</b>	<b>Proportion of Dues Used for Lobbying</b>	<b>Total Dues Used for Lobbying</b>
<b>Dunbar Township (Faribault)</b>			
Minnesota Association of Townships	400	7.0%	28
<b>Total for Entity</b>	<b>\$400</b>		<b>\$28</b>
<b>Dunn Township (Otter Tail)</b>			
Minnesota Association of Townships	523	7.0%	37
<b>Total for Entity</b>	<b>\$523</b>		<b>\$37</b>
<b>Durand Township (Beltrami)</b>			
Minnesota Association of Townships	311	7.0%	22
<b>Total for Entity</b>	<b>\$311</b>		<b>\$22</b>
<b>Eagle Lake Township (Otter Tail)</b>			
Minnesota Association of Townships	414	7.0%	29
<b>Total for Entity</b>	<b>\$414</b>		<b>\$29</b>
<b>Eagle Point Township (Marshall)</b>			
Minnesota Association of Townships	276	7.0%	19
<b>Total for Entity</b>	<b>\$276</b>		<b>\$19</b>
<b>Eagle Township (Carlton)</b>			
Minnesota Association of Townships	470	7.0%	33
<b>Total for Entity</b>	<b>\$470</b>		<b>\$33</b>
<b>Eagle Valley Township (Todd)</b>			
Minnesota Association of Townships	449	7.0%	31
<b>Total for Entity</b>	<b>\$449</b>		<b>\$31</b>
<b>Eagle View Township (Becker)</b>			
Minnesota Association of Townships	305	7.0%	21
<b>Total for Entity</b>	<b>\$305</b>		<b>\$21</b>
<b>Eagles Nest Township (Saint Louis)</b>			
Minnesota Association of Townships	315	7.0%	22
<b>Total for Entity</b>	<b>\$315</b>		<b>\$22</b>
<b>East Chain Township (Martin)</b>			
Minnesota Association of Townships	404	7.0%	28
<b>Total for Entity</b>	<b>\$404</b>		<b>\$28</b>

**Table 5**  
**2011 Lobbying Expenditures Paid With Association Dues**  
**Listed by Entity**

<b>Name of Entity (County)</b> <b>Association Name</b>	<b>Total Local Government Dues</b>	<b>Proportion of Dues Used for Lobbying</b>	<b>Total Dues Used for Lobbying</b>
<b>East Koochiching Sanitation District</b>			
League of Minnesota Cities	1,488	10.5%	156
<b>Total for Entity</b>	<b>\$1,488</b>		<b>\$156</b>
<b>East Lake Lillian Township (Kandiyohi)</b>			
Minnesota Association of Townships	317	7.0%	22
<b>Total for Entity</b>	<b>\$317</b>		<b>\$22</b>
<b>East Metro Integration District 6067</b>			
Association of Metropolitan School Districts, Inc.	6,567	71.0%	4,663
<b>Total for Entity</b>	<b>\$6,567</b>		<b>\$4,663</b>
<b>East Park Township (Marshall)</b>			
Minnesota Association of Townships	274	7.0%	19
<b>Total for Entity</b>	<b>\$274</b>		<b>\$19</b>
<b>East Polk Soil and Water Conservation District</b>			
Minnesota Association of Soil & Water Conservation Districts	2,795	27.6%	771
<b>Total for Entity</b>	<b>\$2,795</b>		<b>\$771</b>
<b>East Side Township (Mille Lacs)</b>			
Minnesota Association of Townships	503	7.0%	35
<b>Total for Entity</b>	<b>\$503</b>		<b>\$35</b>
<b>East Valley Township (Marshall)</b>			
Minnesota Association of Townships	278	7.0%	19
<b>Total for Entity</b>	<b>\$278</b>		<b>\$19</b>
<b>Eastern Township (Otter Tail)</b>			
Minnesota Association of Townships	325	7.0%	23
<b>Total for Entity</b>	<b>\$325</b>		<b>\$23</b>
<b>Echo Township (Yellow Medicine)</b>			
Minnesota Association of Townships	304	7.0%	21
<b>Total for Entity</b>	<b>\$304</b>		<b>\$21</b>
<b>Eckles Township (Beltrami)</b>			
Minnesota Association of Townships	713	7.0%	50
<b>Total for Entity</b>	<b>\$713</b>		<b>\$50</b>



**Table 5**  
**2011 Lobbying Expenditures Paid With Association Dues**  
**Listed by Entity**

<b>Name of Entity (County)</b> <b>Association Name</b>	<b>Total Local Government Dues</b>	<b>Proportion of Dues Used for Lobbying</b>	<b>Total Dues Used for Lobbying</b>
<b>Eckvoll Township (Marshall)</b>			
Minnesota Association of Townships	290	7.0%	20
<b>Total for Entity</b>	<b>\$290</b>		<b>\$20</b>
<b>Eddy Township (Clearwater)</b>			
Minnesota Association of Townships	404	7.0%	28
<b>Total for Entity</b>	<b>\$404</b>		<b>\$28</b>
<b>Eden Lake Township (Stearns)</b>			
Minnesota Association of Townships	775	7.0%	54
<b>Total for Entity</b>	<b>\$775</b>		<b>\$54</b>
<b>Eden Township (Brown)</b>			
Minnesota Association of Townships	396	7.0%	28
<b>Total for Entity</b>	<b>\$396</b>		<b>\$28</b>
<b>Eden Township (Pipestone)</b>			
Minnesota Association of Townships	401	7.0%	28
<b>Total for Entity</b>	<b>\$401</b>		<b>\$28</b>
<b>Eden Township (Polk)</b>			
Minnesota Association of Townships	314	7.0%	22
<b>Total for Entity</b>	<b>\$314</b>		<b>\$22</b>
<b>Edison Township (Swift)</b>			
Minnesota Association of Townships	295	7.0%	21
<b>Total for Entity</b>	<b>\$295</b>		<b>\$21</b>
<b>Edna Township (Otter Tail)</b>			
Minnesota Association of Townships	538	7.0%	38
<b>Total for Entity</b>	<b>\$538</b>		<b>\$38</b>
<b>Edwards Township (Kandiyohi)</b>			
Minnesota Association of Townships	400	7.0%	28
<b>Total for Entity</b>	<b>\$400</b>		<b>\$28</b>
<b>Effington Township (Otter Tail)</b>			
Minnesota Association of Townships	397	7.0%	28
<b>Total for Entity</b>	<b>\$397</b>		<b>\$28</b>

**Table 5**  
**2011 Lobbying Expenditures Paid With Association Dues**  
**Listed by Entity**

<b>Name of Entity (County)</b> <b>Association Name</b>	<b>Total Local Government Dues</b>	<b>Proportion of Dues Used for Lobbying</b>	<b>Total Dues Used for Lobbying</b>
<b>Egлон Township (Clay)</b>			
Minnesota Association of Townships	448	7.0%	31
<b>Total for Entity</b>	<b>\$448</b>		<b>\$31</b>
<b>Eidsvold Township (Lyon)</b>			
Minnesota Association of Townships	315	7.0%	22
<b>Total for Entity</b>	<b>\$315</b>		<b>\$22</b>
<b>Elba Township (Winona)</b>			
Minnesota Association of Townships	396	7.0%	28
<b>Total for Entity</b>	<b>\$396</b>		<b>\$28</b>
<b>Elbow Lake Township (Grant)</b>			
Minnesota Association of Townships	299	7.0%	21
<b>Total for Entity</b>	<b>\$299</b>		<b>\$21</b>
<b>Eldorado Township (Stevens)</b>			
Minnesota Association of Townships	292	7.0%	20
<b>Total for Entity</b>	<b>\$292</b>		<b>\$20</b>
<b>Elgin Township (Wabasha)</b>			
Minnesota Association of Townships	504	7.0%	35
<b>Total for Entity</b>	<b>\$504</b>		<b>\$35</b>
<b>Elizabeth Township (Otter Tail)</b>			
Minnesota Association of Townships	505	7.0%	35
<b>Total for Entity</b>	<b>\$505</b>		<b>\$35</b>
<b>Elk Lake Township (Grant)</b>			
Minnesota Association of Townships	404	7.0%	28
<b>Total for Entity</b>	<b>\$404</b>		<b>\$28</b>
<b>Elk Township (Nobles)</b>			
Minnesota Association of Townships	399	7.0%	28
<b>Total for Entity</b>	<b>\$399</b>		<b>\$28</b>
<b>Elkton Township (Clay)</b>			
Minnesota Association of Townships	401	7.0%	28
<b>Total for Entity</b>	<b>\$401</b>		<b>\$28</b>

**Table 5**  
**2011 Lobbying Expenditures Paid With Association Dues**  
**Listed by Entity**

Name of Entity (County) Association Name	Total Local Government Dues	Proportion of Dues Used for Lobbying	Total Dues Used for Lobbying
<b>Ellington Township (Dodge)</b>			
Minnesota Association of Townships	401	7.0%	28
<b>Total for Entity</b>	<b>\$401</b>		<b>\$28</b>
<b>Ellsborough Township (Murray)</b>			
Minnesota Association of Townships	308	7.0%	22
<b>Total for Entity</b>	<b>\$308</b>		<b>\$22</b>
<b>Ellsburg Township (Saint Louis)</b>			
Minnesota Association of Townships	307	7.0%	21
<b>Total for Entity</b>	<b>\$307</b>		<b>\$21</b>
<b>Ellsworth Township (Meeker)</b>			
Minnesota Association of Townships	527	7.0%	37
<b>Total for Entity</b>	<b>\$527</b>		<b>\$37</b>
<b>Elm Creek Township (Martin)</b>			
Minnesota Association of Townships	311	7.0%	22
<b>Total for Entity</b>	<b>\$311</b>		<b>\$22</b>
<b>Elmdale Township (Morrison)</b>			
Minnesota Association of Townships	559	7.0%	39
<b>Total for Entity</b>	<b>\$559</b>		<b>\$39</b>
<b>Elmer Township (Pipestone)</b>			
Minnesota Association of Townships	399	7.0%	28
<b>Total for Entity</b>	<b>\$399</b>		<b>\$28</b>
<b>Elmer Township (Saint Louis)</b>			
Minnesota Association of Townships	303	7.0%	21
<b>Total for Entity</b>	<b>\$303</b>		<b>\$21</b>
<b>Elmira Township (Olmsted)</b>			
Minnesota Association of Townships	421	7.0%	29
<b>Total for Entity</b>	<b>\$421</b>		<b>\$29</b>
<b>Elmo Township (Otter Tail)</b>			
Minnesota Association of Townships	410	7.0%	29
<b>Total for Entity</b>	<b>\$410</b>		<b>\$29</b>

**Table 5**  
**2011 Lobbying Expenditures Paid With Association Dues**  
**Listed by Entity**

<b>Name of Entity (County)</b> <b>Association Name</b>	<b>Total Local Government Dues</b>	<b>Proportion of Dues Used for Lobbying</b>	<b>Total Dues Used for Lobbying</b>
<b>Elmore Township (Faribault)</b>			
Minnesota Association of Townships	311	7.0%	22
<b>Total for Entity</b>	<b>\$311</b>		<b>\$22</b>
<b>Elmwood Township (Clay)</b>			
Minnesota Association of Townships	423	7.0%	30
<b>Total for Entity</b>	<b>\$423</b>		<b>\$30</b>
<b>Elysian Township (Le Sueur)</b>			
Minnesota Association of Townships	553	7.0%	39
<b>Total for Entity</b>	<b>\$553</b>		<b>\$39</b>
<b>Emardville Township (Red Lake)</b>			
Minnesota Association of Townships	316	7.0%	22
<b>Total for Entity</b>	<b>\$316</b>		<b>\$22</b>
<b>Embarrass Township (Saint Louis)</b>			
Minnesota Association of Townships	461	7.0%	32
<b>Total for Entity</b>	<b>\$461</b>		<b>\$32</b>
<b>Emerald Township (Faribault)</b>			
Minnesota Association of Townships	314	7.0%	22
<b>Total for Entity</b>	<b>\$314</b>		<b>\$22</b>
<b>Emmet Township (Renville)</b>			
Minnesota Association of Townships	395	7.0%	28
<b>Total for Entity</b>	<b>\$395</b>		<b>\$28</b>
<b>Empire Township (Dakota)</b>			
League of Minnesota Cities	2,268	10.5%	238
Minnesota Association of Townships	924	7.0%	65
<b>Total for Entity</b>	<b>\$3,192</b>		<b>\$303</b>
<b>Enstrom Township (Roseau)</b>			
Minnesota Association of Townships	468	7.0%	33
<b>Total for Entity</b>	<b>\$468</b>		<b>\$33</b>
<b>Enterprise Township (Jackson)</b>			
Minnesota Association of Townships	309	7.0%	22
<b>Total for Entity</b>	<b>\$309</b>		<b>\$22</b>

**Table 5**  
**2011 Lobbying Expenditures Paid With Association Dues**  
**Listed by Entity**

<b>Name of Entity (County)</b> <b>Association Name</b>	<b>Total Local Government Dues</b>	<b>Proportion of Dues Used for Lobbying</b>	<b>Total Dues Used for Lobbying</b>
<b>Equality Township (Red Lake)</b>			
Minnesota Association of Townships	299	7.0%	21
<b>Total for Entity</b>	<b>\$299</b>		<b>\$21</b>
<b>Erdahl Township (Grant)</b>			
Minnesota Association of Townships	418	7.0%	29
<b>Total for Entity</b>	<b>\$418</b>		<b>\$29</b>
<b>Erhards Grove Township (Otter Tail)</b>			
Minnesota Association of Townships	441	7.0%	31
<b>Total for Entity</b>	<b>\$441</b>		<b>\$31</b>
<b>Ericson Township (Renville)</b>			
Minnesota Association of Townships	321	7.0%	22
<b>Total for Entity</b>	<b>\$321</b>		<b>\$22</b>
<b>Erie Township (Becker)</b>			
Minnesota Association of Townships	776	7.0%	54
<b>Total for Entity</b>	<b>\$776</b>		<b>\$54</b>
<b>Erin Township (Rice)</b>			
Minnesota Association of Townships	530	7.0%	37
<b>Total for Entity</b>	<b>\$530</b>		<b>\$37</b>
<b>Espelie Township (Marshall)</b>			
Minnesota Association of Townships	282	7.0%	20
<b>Total for Entity</b>	<b>\$282</b>		<b>\$20</b>
<b>Esther Township (Polk)</b>			
Minnesota Association of Townships	302	7.0%	21
<b>Total for Entity</b>	<b>\$302</b>		<b>\$21</b>
<b>Euclid Township (Polk)</b>			
Minnesota Association of Townships	305	7.0%	21
<b>Total for Entity</b>	<b>\$305</b>		<b>\$21</b>
<b>Eureka Township (Dakota)</b>			
Minnesota Association of Townships	747	7.0%	52
<b>Total for Entity</b>	<b>\$747</b>		<b>\$52</b>

**Table 5**  
**2011 Lobbying Expenditures Paid With Association Dues**  
**Listed by Entity**

<b>Name of Entity (County)</b> <b>Association Name</b>	<b>Total Local Government Dues</b>	<b>Proportion of Dues Used for Lobbying</b>	<b>Total Dues Used for Lobbying</b>
<b>Evansville Township (Douglas)</b>			
Minnesota Association of Townships	397	7.0%	28
<b>Total for Entity</b>	<b>\$397</b>		<b>\$28</b>
<b>Everglade Township (Stevens)</b>			
Minnesota Association of Townships	295	7.0%	21
<b>Total for Entity</b>	<b>\$295</b>		<b>\$21</b>
<b>Evergreen Township (Becker)</b>			
Minnesota Association of Townships	407	7.0%	28
<b>Total for Entity</b>	<b>\$407</b>		<b>\$28</b>
<b>Everts Township (Otter Tail)</b>			
Minnesota Association of Townships	497	7.0%	35
<b>Total for Entity</b>	<b>\$497</b>		<b>\$35</b>
<b>Ewington Township (Jackson)</b>			
Minnesota Association of Townships	313	7.0%	22
<b>Total for Entity</b>	<b>\$313</b>		<b>\$22</b>
<b>Excel Township (Marshall)</b>			
Minnesota Association of Townships	398	7.0%	28
<b>Total for Entity</b>	<b>\$398</b>		<b>\$28</b>
<b>Eyota Township (Olmsted)</b>			
Minnesota Association of Townships	435	7.0%	30
<b>Total for Entity</b>	<b>\$435</b>		<b>\$30</b>
<b>Fahlun Township (Kandiyohi)</b>			
Minnesota Association of Townships	426	7.0%	30
<b>Total for Entity</b>	<b>\$426</b>		<b>\$30</b>
<b>Fair Haven Township (Stearns)</b>			
Minnesota Association of Townships	753	7.0%	53
<b>Total for Entity</b>	<b>\$753</b>		<b>\$53</b>
<b>Fairbanks Township (Saint Louis)</b>			
Minnesota Association of Townships	285	7.0%	20
<b>Total for Entity</b>	<b>\$285</b>		<b>\$20</b>

**Table 5**  
**2011 Lobbying Expenditures Paid With Association Dues**  
**Listed by Entity**

<b>Name of Entity (County)</b> <b>Association Name</b>	<b>Total Local Government Dues</b>	<b>Proportion of Dues Used for Lobbying</b>	<b>Total Dues Used for Lobbying</b>
<b>Fairfax Township (Polk)</b>			
Minnesota Association of Townships	311	7.0%	22
<b>Total for Entity</b>	<b>\$311</b>		<b>\$22</b>
<b>Fairfield Township (Crow Wing)</b>			
Minnesota Association of Townships	409	7.0%	29
<b>Total for Entity</b>	<b>\$409</b>		<b>\$29</b>
<b>Fairfield Township (Swift)</b>			
Minnesota Association of Townships	305	7.0%	21
<b>Total for Entity</b>	<b>\$305</b>		<b>\$21</b>
<b>Fairmont Township (Martin)</b>			
Minnesota Association of Townships	404	7.0%	28
<b>Total for Entity</b>	<b>\$404</b>		<b>\$28</b>
<b>Fairview Township (Cass)</b>			
Minnesota Association of Townships	492	7.0%	34
<b>Total for Entity</b>	<b>\$492</b>		<b>\$34</b>
<b>Fairview Township (Lyon)</b>			
Minnesota Association of Townships	439	7.0%	31
<b>Total for Entity</b>	<b>\$439</b>		<b>\$31</b>
<b>Falk Township (Clearwater)</b>			
Minnesota Association of Townships	396	7.0%	28
<b>Total for Entity</b>	<b>\$396</b>		<b>\$28</b>
<b>Fall Lake Township (Lake)</b>			
Minnesota Association of Townships	465	7.0%	33
<b>Total for Entity</b>	<b>\$465</b>		<b>\$33</b>
<b>Falun Township (Roseau)</b>			
Minnesota Association of Townships	310	7.0%	22
<b>Total for Entity</b>	<b>\$310</b>		<b>\$22</b>
<b>Fanny Township (Polk)</b>			
Minnesota Association of Townships	296	7.0%	21
<b>Total for Entity</b>	<b>\$296</b>		<b>\$21</b>

**Table 5**  
**2011 Lobbying Expenditures Paid With Association Dues**  
**Listed by Entity**

<b>Name of Entity (County)</b> <b>Association Name</b>	<b>Total Local Government Dues</b>	<b>Proportion of Dues Used for Lobbying</b>	<b>Total Dues Used for Lobbying</b>
<b>Farden Township (Hubbard)</b>			
Minnesota Association of Townships	560	7.0%	39
<b>Total for Entity</b>	<b>\$560</b>		<b>\$39</b>
<b>Faribault County</b>			
Association of Minnesota Counties	7,879	22.6%	1,781
<b>Total for Entity</b>	<b>\$7,879</b>		<b>\$1,781</b>
<b>Faribault County Soil and Water Conservation District</b>			
Minnesota Association of Soil & Water Conservation Districts	1,895	27.6%	523
<b>Total for Entity</b>	<b>\$1,895</b>		<b>\$523</b>
<b>Farley Township (Polk)</b>			
Minnesota Association of Townships	281	7.0%	20
<b>Total for Entity</b>	<b>\$281</b>		<b>\$20</b>
<b>Farm Island Township (Aitkin)</b>			
Minnesota Association of Townships	665	7.0%	47
<b>Total for Entity</b>	<b>\$665</b>		<b>\$47</b>
<b>Farming Township (Stearns)</b>			
Minnesota Association of Townships	555	7.0%	39
<b>Total for Entity</b>	<b>\$555</b>		<b>\$39</b>
<b>Farmington Township (Olmsted)</b>			
Minnesota Association of Townships	449	7.0%	31
<b>Total for Entity</b>	<b>\$449</b>		<b>\$31</b>
<b>Fawn Lake Township (Todd)</b>			
Minnesota Association of Townships	445	7.0%	31
<b>Total for Entity</b>	<b>\$445</b>		<b>\$31</b>
<b>Faxon Township (Sibley)</b>			
Minnesota Association of Townships	483	7.0%	34
<b>Total for Entity</b>	<b>\$483</b>		<b>\$34</b>
<b>Fayal Township (Saint Louis)</b>			
League of Minnesota Cities	1,709	10.5%	179
Minnesota Association of Townships	798	7.0%	56
<b>Total for Entity</b>	<b>\$2,507</b>		<b>\$235</b>



**Table 5**  
**2011 Lobbying Expenditures Paid With Association Dues**  
**Listed by Entity**

<b>Name of Entity (County)</b> <b>Association Name</b>	<b>Total Local Government Dues</b>	<b>Proportion of Dues Used for Lobbying</b>	<b>Total Dues Used for Lobbying</b>
<b>Featherstone Township (Goodhue)</b>			
Minnesota Association of Townships	510	7.0%	36
<b>Total for Entity</b>	<b>\$510</b>		<b>\$36</b>
<b>Feeley Township (Itasca)</b>			
Minnesota Association of Townships	414	7.0%	29
<b>Total for Entity</b>	<b>\$414</b>		<b>\$29</b>
<b>Felton Township (Clay)</b>			
Minnesota Association of Townships	292	7.0%	20
<b>Total for Entity</b>	<b>\$292</b>		<b>\$20</b>
<b>Fenton Township (Murray)</b>			
Minnesota Association of Townships	311	7.0%	22
<b>Total for Entity</b>	<b>\$311</b>		<b>\$22</b>
<b>Fergus Falls Township (Otter Tail)</b>			
Minnesota Association of Townships	560	7.0%	39
<b>Total for Entity</b>	<b>\$560</b>		<b>\$39</b>
<b>Fern Township (Hubbard)</b>			
Minnesota Association of Townships	395	7.0%	28
<b>Total for Entity</b>	<b>\$395</b>		<b>\$28</b>
<b>Field Township (Saint Louis)</b>			
Minnesota Association of Townships	413	7.0%	29
<b>Total for Entity</b>	<b>\$413</b>		<b>\$29</b>
<b>Fieldon Township (Watonwan)</b>			
Minnesota Association of Townships	322	7.0%	23
<b>Total for Entity</b>	<b>\$322</b>		<b>\$23</b>
<b>Fillmore County</b>			
Association of Minnesota Counties	9,806	22.6%	2,216
<b>Total for Entity</b>	<b>\$9,806</b>		<b>\$2,216</b>
<b>Fillmore Soil and Water Conservation District</b>			
Minnesota Association of Soil & Water Conservation Districts	2,525	27.6%	697
<b>Total for Entity</b>	<b>\$2,525</b>		<b>\$697</b>

**Table 5**  
**2011 Lobbying Expenditures Paid With Association Dues**  
**Listed by Entity**

<b>Name of Entity (County)</b> <b>Association Name</b>	<b>Total Local Government Dues</b>	<b>Proportion of Dues Used for Lobbying</b>	<b>Total Dues Used for Lobbying</b>
<b>Fillmore Township (Fillmore)</b>			
Minnesota Association of Townships	443	7.0%	31
<b>Total for Entity</b>	<b>\$443</b>		<b>\$31</b>
<b>Fine Lakes Township (Saint Louis)</b>			
Minnesota Association of Townships	298	7.0%	21
<b>Total for Entity</b>	<b>\$298</b>		<b>\$21</b>
<b>Finlayson Township (Pine)</b>			
Minnesota Association of Townships	452	7.0%	32
<b>Total for Entity</b>	<b>\$452</b>		<b>\$32</b>
<b>Fish Lake Township (Chisago)</b>			
Minnesota Association of Townships	865	7.0%	61
<b>Total for Entity</b>	<b>\$865</b>		<b>\$61</b>
<b>Fisher Township (Polk)</b>			
Minnesota Association of Townships	319	7.0%	22
<b>Total for Entity</b>	<b>\$319</b>		<b>\$22</b>
<b>Fleming Township (Aitkin)</b>			
Minnesota Association of Townships	409	7.0%	29
<b>Total for Entity</b>	<b>\$409</b>		<b>\$29</b>
<b>Fleming Township (Pine)</b>			
Minnesota Association of Townships	298	7.0%	21
<b>Total for Entity</b>	<b>\$298</b>		<b>\$21</b>
<b>Flom Township (Norman)</b>			
Minnesota Association of Townships	316	7.0%	22
<b>Total for Entity</b>	<b>\$316</b>		<b>\$22</b>
<b>Floodwood Township (Saint Louis)</b>			
Minnesota Association of Townships	402	7.0%	28
<b>Total for Entity</b>	<b>\$402</b>		<b>\$28</b>
<b>Flora Township (Renville)</b>			
Minnesota Association of Townships	320	7.0%	22
<b>Total for Entity</b>	<b>\$320</b>		<b>\$22</b>

**Table 5**  
**2011 Lobbying Expenditures Paid With Association Dues**  
**Listed by Entity**

<b>Name of Entity (County)</b> <b>Association Name</b>	<b>Total Local Government Dues</b>	<b>Proportion of Dues Used for Lobbying</b>	<b>Total Dues Used for Lobbying</b>
<b>Florence Township (Goodhue)</b>			
Minnesota Association of Townships	741	7.0%	52
<b>Total for Entity</b>	<b>\$741</b>		<b>\$52</b>
<b>Florida Township (Yellow Medicine)</b>			
Minnesota Association of Townships	302	7.0%	21
<b>Total for Entity</b>	<b>\$302</b>		<b>\$21</b>
<b>Flowing Township (Clay)</b>			
Minnesota Association of Townships	289	7.0%	20
<b>Total for Entity</b>	<b>\$289</b>		<b>\$20</b>
<b>Foldahl Township (Marshall)</b>			
Minnesota Association of Townships	287	7.0%	20
<b>Total for Entity</b>	<b>\$287</b>		<b>\$20</b>
<b>Folden Township (Otter Tail)</b>			
Minnesota Association of Townships	321	7.0%	22
<b>Total for Entity</b>	<b>\$321</b>		<b>\$22</b>
<b>Folsom Township (Traverse)</b>			
Minnesota Association of Townships	300	7.0%	21
<b>Total for Entity</b>	<b>\$300</b>		<b>\$21</b>
<b>Ford Township (Kanabec)</b>			
Minnesota Association of Townships	311	7.0%	22
<b>Total for Entity</b>	<b>\$311</b>		<b>\$22</b>
<b>Forest City Township (Meeker)</b>			
Minnesota Association of Townships	491	7.0%	34
<b>Total for Entity</b>	<b>\$491</b>		<b>\$34</b>
<b>Forest Prairie Township (Meeker)</b>			
Minnesota Association of Townships	534	7.0%	37
<b>Total for Entity</b>	<b>\$534</b>		<b>\$37</b>
<b>Forest Township (Becker)</b>			
Minnesota Association of Townships	286	7.0%	20
<b>Total for Entity</b>	<b>\$286</b>		<b>\$20</b>

**Table 5**  
**2011 Lobbying Expenditures Paid With Association Dues**  
**Listed by Entity**

<b>Name of Entity (County)</b> <b>Association Name</b>	<b>Total Local Government Dues</b>	<b>Proportion of Dues Used for Lobbying</b>	<b>Total Dues Used for Lobbying</b>
<b>Forest Township (Rice)</b>			
Minnesota Association of Townships	681	7.0%	48
<b>Total for Entity</b>	<b>\$681</b>		<b>\$48</b>
<b>Forestville Township (Fillmore)</b>			
Minnesota Association of Townships	415	7.0%	29
<b>Total for Entity</b>	<b>\$415</b>		<b>\$29</b>
<b>Fork Township (Marshall)</b>			
Minnesota Association of Townships	273	7.0%	19
<b>Total for Entity</b>	<b>\$273</b>		<b>\$19</b>
<b>Fort Ripley Township (Crow Wing)</b>			
Minnesota Association of Townships	495	7.0%	35
<b>Total for Entity</b>	<b>\$495</b>		<b>\$35</b>
<b>Fortier Township (Yellow Medicine)</b>			
Minnesota Association of Townships	293	7.0%	21
<b>Total for Entity</b>	<b>\$293</b>		<b>\$21</b>
<b>Fossum Township (Norman)</b>			
Minnesota Association of Townships	306	7.0%	21
<b>Total for Entity</b>	<b>\$306</b>		<b>\$21</b>
<b>Foster Township (Big Stone)</b>			
Minnesota Association of Townships	295	7.0%	21
<b>Total for Entity</b>	<b>\$295</b>		<b>\$21</b>
<b>Foster Township (Faribault)</b>			
Minnesota Association of Townships	401	7.0%	28
<b>Total for Entity</b>	<b>\$401</b>		<b>\$28</b>
<b>Fountain Prairie Township (Pipestone)</b>			
Minnesota Association of Townships	311	7.0%	22
<b>Total for Entity</b>	<b>\$311</b>		<b>\$22</b>
<b>Fountain Township (Fillmore)</b>			
Minnesota Association of Townships	401	7.0%	28
<b>Total for Entity</b>	<b>\$401</b>		<b>\$28</b>

**Table 5**  
**2011 Lobbying Expenditures Paid With Association Dues**  
**Listed by Entity**

<b>Name of Entity (County)</b> <b>Association Name</b>	<b>Total Local Government Dues</b>	<b>Proportion of Dues Used for Lobbying</b>	<b>Total Dues Used for Lobbying</b>
<b>Fox Lake Township (Martin)</b>			
Minnesota Association of Townships	399	7.0%	28
<b>Total for Entity</b>	<b>\$399</b>		<b>\$28</b>
<b>Foxhome Township (Wilkin)</b>			
Minnesota Association of Townships	289	7.0%	20
<b>Total for Entity</b>	<b>\$289</b>		<b>\$20</b>
<b>Framnas Township (Stevens)</b>			
Minnesota Association of Townships	415	7.0%	29
<b>Total for Entity</b>	<b>\$415</b>		<b>\$29</b>
<b>Franconia Township (Chisago)</b>			
Minnesota Association of Townships	720	7.0%	50
<b>Total for Entity</b>	<b>\$720</b>		<b>\$50</b>
<b>Frankford Township (Mower)</b>			
Minnesota Association of Townships	418	7.0%	29
<b>Total for Entity</b>	<b>\$418</b>		<b>\$29</b>
<b>Franklin Township (Wright)</b>			
Minnesota Association of Townships	1,024	7.0%	72
<b>Total for Entity</b>	<b>\$1,024</b>		<b>\$72</b>
<b>Fraser Township (Martin)</b>			
Minnesota Association of Townships	403	7.0%	28
<b>Total for Entity</b>	<b>\$403</b>		<b>\$28</b>
<b>Fredenberg Township (Saint Louis)</b>			
Minnesota Association of Townships	669	7.0%	47
<b>Total for Entity</b>	<b>\$669</b>		<b>\$47</b>
<b>Freeborn County</b>			
Association of Minnesota Counties	11,983	22.6%	2,708
<b>Total for Entity</b>	<b>\$11,983</b>		<b>\$2,708</b>
<b>Freeborn County Soil and Water Conservation District</b>			
Minnesota Association of Soil & Water Conservation Districts	2,795	27.6%	771
<b>Total for Entity</b>	<b>\$2,795</b>		<b>\$771</b>

**Table 5**  
**2011 Lobbying Expenditures Paid With Association Dues**  
**Listed by Entity**

<b>Name of Entity (County)</b> <b>Association Name</b>	<b>Total Local Government Dues</b>	<b>Proportion of Dues Used for Lobbying</b>	<b>Total Dues Used for Lobbying</b>
<b>Freeborn Township (Freeborn)</b>			
Minnesota Association of Townships	407	7.0%	28
<b>Total for Entity</b>	<b>\$407</b>		<b>\$28</b>
<b>Freedom Township (Waseca)</b>			
Minnesota Association of Townships	420	7.0%	29
<b>Total for Entity</b>	<b>\$420</b>		<b>\$29</b>
<b>Freeland Township (Lac qui Parle)</b>			
Minnesota Association of Townships	291	7.0%	20
<b>Total for Entity</b>	<b>\$291</b>		<b>\$20</b>
<b>Freeman Township (Freeborn)</b>			
Minnesota Association of Townships	443	7.0%	31
<b>Total for Entity</b>	<b>\$443</b>		<b>\$31</b>
<b>Fremont Township (Winona)</b>			
Minnesota Association of Townships	415	7.0%	29
<b>Total for Entity</b>	<b>\$415</b>		<b>\$29</b>
<b>French Lake Township (Wright)</b>			
Minnesota Association of Townships	670	7.0%	47
<b>Total for Entity</b>	<b>\$670</b>		<b>\$47</b>
<b>French Township (Saint Louis)</b>			
Minnesota Association of Townships	464	7.0%	32
<b>Total for Entity</b>	<b>\$464</b>		<b>\$32</b>
<b>Friberg Township (Otter Tail)</b>			
Minnesota Association of Townships	512	7.0%	36
<b>Total for Entity</b>	<b>\$512</b>		<b>\$36</b>
<b>Friendship Township (Yellow Medicine)</b>			
Minnesota Association of Townships	321	7.0%	22
<b>Total for Entity</b>	<b>\$321</b>		<b>\$22</b>
<b>Frohn Township (Beltrami)</b>			
Minnesota Association of Townships	747	7.0%	52
<b>Total for Entity</b>	<b>\$747</b>		<b>\$52</b>

**Table 5**  
**2011 Lobbying Expenditures Paid With Association Dues**  
**Listed by Entity**

<b>Name of Entity (County)</b> <b>Association Name</b>	<b>Total Local Government Dues</b>	<b>Proportion of Dues Used for Lobbying</b>	<b>Total Dues Used for Lobbying</b>
<b>Gail Lake Township (Crow Wing)</b>			
Minnesota Association of Townships	290	7.0%	20
<b>Total for Entity</b>	<b>\$290</b>		<b>\$20</b>
<b>Galena Township (Martin)</b>			
Minnesota Association of Townships	314	7.0%	22
<b>Total for Entity</b>	<b>\$314</b>		<b>\$22</b>
<b>Gales Township (Redwood)</b>			
Minnesota Association of Townships	300	7.0%	21
<b>Total for Entity</b>	<b>\$300</b>		<b>\$21</b>
<b>Garden City Township (Blue Earth)</b>			
Minnesota Association of Townships	491	7.0%	34
<b>Total for Entity</b>	<b>\$491</b>		<b>\$34</b>
<b>Garden Township (Polk)</b>			
Minnesota Association of Townships	319	7.0%	22
<b>Total for Entity</b>	<b>\$319</b>		<b>\$22</b>
<b>Garfield Township (Lac qui Parle)</b>			
Minnesota Association of Townships	307	7.0%	21
<b>Total for Entity</b>	<b>\$307</b>		<b>\$21</b>
<b>Garfield Township (Polk)</b>			
Minnesota Association of Townships	423	7.0%	30
<b>Total for Entity</b>	<b>\$423</b>		<b>\$30</b>
<b>Garnes Township (Red Lake)</b>			
Minnesota Association of Townships	305	7.0%	21
<b>Total for Entity</b>	<b>\$305</b>		<b>\$21</b>
<b>Garrison Township (Crow Wing)</b>			
Minnesota Association of Townships	525	7.0%	37
<b>Total for Entity</b>	<b>\$525</b>		<b>\$37</b>
<b>Garrison, Kathio, West Mille Lacs Lake Sanitary Sewer District</b>			
League of Minnesota Cities	1,488	10.5%	156
<b>Total for Entity</b>	<b>\$1,488</b>		<b>\$156</b>

**Table 5**  
**2011 Lobbying Expenditures Paid With Association Dues**  
**Listed by Entity**

<b>Name of Entity (County)</b> <b>Association Name</b>	<b>Total Local Government Dues</b>	<b>Proportion of Dues Used for Lobbying</b>	<b>Total Dues Used for Lobbying</b>
<b>Geneva Township (Freeborn)</b>			
Minnesota Association of Townships	430	7.0%	30
<b>Total for Entity</b>	<b>\$430</b>		<b>\$30</b>
<b>Genessee Township (Kandiyohi)</b>			
Minnesota Association of Townships	434	7.0%	30
<b>Total for Entity</b>	<b>\$434</b>		<b>\$30</b>
<b>Gentilly Township (Polk)</b>			
Minnesota Association of Townships	405	7.0%	28
<b>Total for Entity</b>	<b>\$405</b>		<b>\$28</b>
<b>Georgetown Township (Clay)</b>			
Minnesota Association of Townships	306	7.0%	21
<b>Total for Entity</b>	<b>\$306</b>		<b>\$21</b>
<b>Germania Township (Todd)</b>			
Minnesota Association of Townships	444	7.0%	31
<b>Total for Entity</b>	<b>\$444</b>		<b>\$31</b>
<b>Germantown Township (Cottonwood)</b>			
Minnesota Association of Townships	312	7.0%	22
<b>Total for Entity</b>	<b>\$312</b>		<b>\$22</b>
<b>Gervais Township (Red Lake)</b>			
Minnesota Association of Townships	323	7.0%	23
<b>Total for Entity</b>	<b>\$323</b>		<b>\$23</b>
<b>Getty Township (Stearns)</b>			
Minnesota Association of Townships	433	7.0%	30
<b>Total for Entity</b>	<b>\$433</b>		<b>\$30</b>
<b>Gilchrist Township (Pope)</b>			
Minnesota Association of Townships	318	7.0%	22
<b>Total for Entity</b>	<b>\$318</b>		<b>\$22</b>
<b>Gillford Township (Wabasha)</b>			
Minnesota Association of Townships	461	7.0%	32
<b>Total for Entity</b>	<b>\$461</b>		<b>\$32</b>



**Table 5**  
**2011 Lobbying Expenditures Paid With Association Dues**  
**Listed by Entity**

<b>Name of Entity (County)</b> <b>Association Name</b>	<b>Total Local Government Dues</b>	<b>Proportion of Dues Used for Lobbying</b>	<b>Total Dues Used for Lobbying</b>
<b>Gilmanton Township (Benton)</b>			
Minnesota Association of Townships	523	7.0%	37
<b>Total for Entity</b>	<b>\$523</b>		<b>\$37</b>
<b>Girard Township (Otter Tail)</b>			
Minnesota Association of Townships	497	7.0%	35
<b>Total for Entity</b>	<b>\$497</b>		<b>\$35</b>
<b>Glasgow Township (Wabasha)</b>			
Minnesota Association of Townships	398	7.0%	28
<b>Total for Entity</b>	<b>\$398</b>		<b>\$28</b>
<b>Glen Township (Aitkin)</b>			
Minnesota Association of Townships	441	7.0%	31
<b>Total for Entity</b>	<b>\$441</b>		<b>\$31</b>
<b>Glencoe Township (McLeod)</b>			
Minnesota Association of Townships	459	7.0%	32
<b>Total for Entity</b>	<b>\$459</b>		<b>\$32</b>
<b>Glendorado Township (Benton)</b>			
Minnesota Association of Townships	537	7.0%	38
<b>Total for Entity</b>	<b>\$537</b>		<b>\$38</b>
<b>Glenwood Township (Pope)</b>			
Minnesota Association of Townships	559	7.0%	39
<b>Total for Entity</b>	<b>\$559</b>		<b>\$39</b>
<b>Glyndon Township (Clay)</b>			
Minnesota Association of Townships	401	7.0%	28
<b>Total for Entity</b>	<b>\$401</b>		<b>\$28</b>
<b>Gnesen Township (Saint Louis)</b>			
Minnesota Association of Townships	746	7.0%	52
<b>Total for Entity</b>	<b>\$746</b>		<b>\$52</b>
<b>Godfrey Township (Polk)</b>			
Minnesota Association of Townships	410	7.0%	29
<b>Total for Entity</b>	<b>\$410</b>		<b>\$29</b>

**Table 5**  
**2011 Lobbying Expenditures Paid With Association Dues**  
**Listed by Entity**

<b>Name of Entity (County)</b> <b>Association Name</b>	<b>Total Local Government Dues</b>	<b>Proportion of Dues Used for Lobbying</b>	<b>Total Dues Used for Lobbying</b>
<b>Golden Valley Township (Roseau)</b>			
Minnesota Association of Townships	310	7.0%	22
<b>Total for Entity</b>	<b>\$310</b>		<b>\$22</b>
<b>Good Hope Township (Itasca)</b>			
Minnesota Association of Townships	290	7.0%	20
<b>Total for Entity</b>	<b>\$290</b>		<b>\$20</b>
<b>Good Hope Township (Norman)</b>			
Minnesota Association of Townships	277	7.0%	19
<b>Total for Entity</b>	<b>\$277</b>		<b>\$19</b>
<b>Goodhue County</b>			
Association of Minnesota Counties	15,967	22.6%	3,609
<b>Total for Entity</b>	<b>\$15,967</b>		<b>\$3,609</b>
<b>Goodhue County Soil and Water Conservation District</b>			
Minnesota Association of Soil & Water Conservation Districts	2,795	27.6%	771
<b>Total for Entity</b>	<b>\$2,795</b>		<b>\$771</b>
<b>Goodhue Township (Goodhue)</b>			
Minnesota Association of Townships	452	7.0%	32
<b>Total for Entity</b>	<b>\$452</b>		<b>\$32</b>
<b>Goodland Township (Itasca)</b>			
Minnesota Association of Townships	450	7.0%	32
<b>Total for Entity</b>	<b>\$450</b>		<b>\$32</b>
<b>Goodridge Township (Pennington)</b>			
Minnesota Association of Townships	282	7.0%	20
<b>Total for Entity</b>	<b>\$282</b>		<b>\$20</b>
<b>Goose Prairie Township (Clay)</b>			
Minnesota Association of Townships	315	7.0%	22
<b>Total for Entity</b>	<b>\$315</b>		<b>\$22</b>
<b>Gordon Township (Todd)</b>			
Minnesota Association of Townships	462	7.0%	32
<b>Total for Entity</b>	<b>\$462</b>		<b>\$32</b>

**Table 5**  
**2011 Lobbying Expenditures Paid With Association Dues**  
**Listed by Entity**

<b>Name of Entity (County)</b> <b>Association Name</b>	<b>Total Local Government Dues</b>	<b>Proportion of Dues Used for Lobbying</b>	<b>Total Dues Used for Lobbying</b>
<b>Gorman Township (Otter Tail)</b>			
Minnesota Association of Townships	422	7.0%	30
<b>Total for Entity</b>	<b>\$422</b>		<b>\$30</b>
<b>Gorton Township (Grant)</b>			
Minnesota Association of Townships	281	7.0%	20
<b>Total for Entity</b>	<b>\$281</b>		<b>\$20</b>
<b>Gould Township (Cass)</b>			
Minnesota Association of Townships	319	7.0%	22
<b>Total for Entity</b>	<b>\$319</b>		<b>\$22</b>
<b>Grace Township (Chippewa)</b>			
Minnesota Association of Townships	300	7.0%	21
<b>Total for Entity</b>	<b>\$300</b>		<b>\$21</b>
<b>Graceville Township (Big Stone)</b>			
Minnesota Association of Townships	316	7.0%	22
<b>Total for Entity</b>	<b>\$316</b>		<b>\$22</b>
<b>Grafton Township (Sibley)</b>			
Minnesota Association of Townships	324	7.0%	23
<b>Total for Entity</b>	<b>\$324</b>		<b>\$23</b>
<b>Graham Lakes Township (Nobles)</b>			
Minnesota Association of Townships	324	7.0%	23
<b>Total for Entity</b>	<b>\$324</b>		<b>\$23</b>
<b>Graham Township (Benton)</b>			
Minnesota Association of Townships	483	7.0%	34
<b>Total for Entity</b>	<b>\$483</b>		<b>\$34</b>
<b>Granby Township (Nicollet)</b>			
Minnesota Association of Townships	395	7.0%	28
<b>Total for Entity</b>	<b>\$395</b>		<b>\$28</b>
<b>Grand Forks Township (Polk)</b>			
Minnesota Association of Townships	314	7.0%	22
<b>Total for Entity</b>	<b>\$314</b>		<b>\$22</b>

**Table 5**  
**2011 Lobbying Expenditures Paid With Association Dues**  
**Listed by Entity**

<b>Name of Entity (County)</b> <b>Association Name</b>	<b>Total Local Government Dues</b>	<b>Proportion of Dues Used for Lobbying</b>	<b>Total Dues Used for Lobbying</b>
<b>Grand Lake Township (Saint Louis)</b>			
Minnesota Association of Townships	969	7.0%	68
<b>Total for Entity</b>	<b>\$969</b>		<b>\$68</b>
<b>Grand Meadow Township (Mower)</b>			
Minnesota Association of Townships	413	7.0%	29
<b>Total for Entity</b>	<b>\$413</b>		<b>\$29</b>
<b>Grand Plain Township (Marshall)</b>			
Minnesota Association of Townships	280	7.0%	20
<b>Total for Entity</b>	<b>\$280</b>		<b>\$20</b>
<b>Grand Prairie Township (Nobles)</b>			
Minnesota Association of Townships	316	7.0%	22
<b>Total for Entity</b>	<b>\$316</b>		<b>\$22</b>
<b>Grandview Township (Lyon)</b>			
Minnesota Association of Townships	404	7.0%	28
<b>Total for Entity</b>	<b>\$404</b>		<b>\$28</b>
<b>Grange Township (Pipestone)</b>			
Minnesota Association of Townships	319	7.0%	22
<b>Total for Entity</b>	<b>\$319</b>		<b>\$22</b>
<b>Granite Falls Township (Chippewa)</b>			
Minnesota Association of Townships	312	7.0%	22
<b>Total for Entity</b>	<b>\$312</b>		<b>\$22</b>
<b>Granite Ledge Township (Benton)</b>			
Minnesota Association of Townships	523	7.0%	37
<b>Total for Entity</b>	<b>\$523</b>		<b>\$37</b>
<b>Granite Rock Township (Redwood)</b>			
Minnesota Association of Townships	318	7.0%	22
<b>Total for Entity</b>	<b>\$318</b>		<b>\$22</b>
<b>Granite Township (Morrison)</b>			
Minnesota Association of Townships	440	7.0%	31
<b>Total for Entity</b>	<b>\$440</b>		<b>\$31</b>

**Table 5**  
**2011 Lobbying Expenditures Paid With Association Dues**  
**Listed by Entity**

<b>Name of Entity (County)</b> <b>Association Name</b>	<b>Total Local Government Dues</b>	<b>Proportion of Dues Used for Lobbying</b>	<b>Total Dues Used for Lobbying</b>
<b>Grant County</b>			
Association of Minnesota Counties	5,334	22.6%	1,205
Minnesota Rural Counties Caucus	2,100	50.0%	1,050
<b>Total for Entity</b>	<b>\$7,434</b>		<b>\$2,255</b>
<b>Grant Valley Township (Beltrami)</b>			
Minnesota Association of Townships	808	7.0%	57
<b>Total for Entity</b>	<b>\$808</b>		<b>\$57</b>
<b>Granville Township (Kittson)</b>			
Minnesota Association of Townships	288	7.0%	20
<b>Total for Entity</b>	<b>\$288</b>		<b>\$20</b>
<b>Grass Lake Township (Kanabec)</b>			
Minnesota Association of Townships	554	7.0%	39
<b>Total for Entity</b>	<b>\$554</b>		<b>\$39</b>
<b>Grattan Township (Itasca)</b>			
Minnesota Association of Townships	279	7.0%	20
<b>Total for Entity</b>	<b>\$279</b>		<b>\$20</b>
<b>Gray Township (Pipestone)</b>			
Minnesota Association of Townships	321	7.0%	22
<b>Total for Entity</b>	<b>\$321</b>		<b>\$22</b>
<b>Great Bend Township (Cottonwood)</b>			
Minnesota Association of Townships	402	7.0%	28
<b>Total for Entity</b>	<b>\$402</b>		<b>\$28</b>
<b>Great Scott Township (Saint Louis)</b>			
Minnesota Association of Townships	430	7.0%	30
Range Association of Municipalities and Schools	350	57.3%	201
<b>Total for Entity</b>	<b>\$780</b>		<b>\$231</b>
<b>Green Isle Township (Sibley)</b>			
Minnesota Association of Townships	449	7.0%	31
<b>Total for Entity</b>	<b>\$449</b>		<b>\$31</b>

**Table 5**  
**2011 Lobbying Expenditures Paid With Association Dues**  
**Listed by Entity**

<b>Name of Entity (County)</b> <b>Association Name</b>	<b>Total Local Government Dues</b>	<b>Proportion of Dues Used for Lobbying</b>	<b>Total Dues Used for Lobbying</b>
<b>Green Lake Township (Kandiyohi)</b>			
Minnesota Association of Townships	751	7.0%	53
<b>Total for Entity</b>	<b>\$751</b>		<b>\$53</b>
<b>Green Meadow Township (Norman)</b>			
Minnesota Association of Townships	291	7.0%	20
<b>Total for Entity</b>	<b>\$291</b>		<b>\$20</b>
<b>Green Prairie Township (Morrison)</b>			
Minnesota Association of Townships	486	7.0%	34
<b>Total for Entity</b>	<b>\$486</b>		<b>\$34</b>
<b>Green Valley Township (Becker)</b>			
Minnesota Association of Townships	416	7.0%	29
<b>Total for Entity</b>	<b>\$416</b>		<b>\$29</b>
<b>Greenbush Township (Mille Lacs)</b>			
Minnesota Association of Townships	708	7.0%	50
<b>Total for Entity</b>	<b>\$708</b>		<b>\$50</b>
<b>Greenfield Township (Wabasha)</b>			
Minnesota Association of Townships	682	7.0%	48
<b>Total for Entity</b>	<b>\$682</b>		<b>\$48</b>
<b>Greenleaf Township (Meeker)</b>			
Minnesota Association of Townships	483	7.0%	34
<b>Total for Entity</b>	<b>\$483</b>		<b>\$34</b>
<b>Greenvale Township (Dakota)</b>			
Minnesota Association of Townships	517	7.0%	36
<b>Total for Entity</b>	<b>\$517</b>		<b>\$36</b>
<b>Greenway Township (Itasca)</b>			
League of Minnesota Cities	883	10.5%	93
Minnesota Association of Townships	534	7.0%	37
Range Association of Municipalities and Schools	400	57.3%	229
<b>Total for Entity</b>	<b>\$1,817</b>		<b>\$359</b>

**Table 5**  
**2011 Lobbying Expenditures Paid With Association Dues**  
**Listed by Entity**

<b>Name of Entity (County)</b> <b>Association Name</b>	<b>Total Local Government Dues</b>	<b>Proportion of Dues Used for Lobbying</b>	<b>Total Dues Used for Lobbying</b>
<b>Greenwood Township (Clearwater)</b>			
Minnesota Association of Townships	290	7.0%	20
<b>Total for Entity</b>	<b>\$290</b>		<b>\$20</b>
<b>Greenwood Township (Saint Louis)</b>			
Minnesota Association of Townships	536	7.0%	38
<b>Total for Entity</b>	<b>\$536</b>		<b>\$38</b>
<b>Gregory Township (Mahnommen)</b>			
Minnesota Association of Townships	291	7.0%	20
<b>Total for Entity</b>	<b>\$291</b>		<b>\$20</b>
<b>Grey Cloud Island Township (Washington)</b>			
Minnesota Association of Townships	418	7.0%	29
<b>Total for Entity</b>	<b>\$418</b>		<b>\$29</b>
<b>Grey Eagle Township (Todd)</b>			
Minnesota Association of Townships	488	7.0%	34
<b>Total for Entity</b>	<b>\$488</b>		<b>\$34</b>
<b>Grimstad Township (Roseau)</b>			
Minnesota Association of Townships	306	7.0%	21
<b>Total for Entity</b>	<b>\$306</b>		<b>\$21</b>
<b>Grove Lake Township (Pope)</b>			
Minnesota Association of Townships	395	7.0%	28
<b>Total for Entity</b>	<b>\$395</b>		<b>\$28</b>
<b>Grove Park-Tilden Township (Polk)</b>			
Minnesota Association of Townships	406	7.0%	28
<b>Total for Entity</b>	<b>\$406</b>		<b>\$28</b>
<b>Grove Township (Stearns)</b>			
Minnesota Association of Townships	444	7.0%	31
<b>Total for Entity</b>	<b>\$444</b>		<b>\$31</b>
<b>Gully Township (Polk)</b>			
Minnesota Association of Townships	294	7.0%	21
<b>Total for Entity</b>	<b>\$294</b>		<b>\$21</b>

**Table 5**  
**2011 Lobbying Expenditures Paid With Association Dues**  
**Listed by Entity**

<b>Name of Entity (County)</b> <b>Association Name</b>	<b>Total Local Government Dues</b>	<b>Proportion of Dues Used for Lobbying</b>	<b>Total Dues Used for Lobbying</b>
<b>Guthrie Township (Hubbard)</b>			
Minnesota Association of Townships	448	7.0%	31
<b>Total for Entity</b>	<b>\$448</b>		<b>\$31</b>
<b>Hagali Township (Beltrami)</b>			
Minnesota Association of Townships	416	7.0%	29
<b>Total for Entity</b>	<b>\$416</b>		<b>\$29</b>
<b>Hagen Township (Clay)</b>			
Minnesota Association of Townships	300	7.0%	21
<b>Total for Entity</b>	<b>\$300</b>		<b>\$21</b>
<b>Halden Township (Saint Louis)</b>			
Minnesota Association of Townships	301	7.0%	21
<b>Total for Entity</b>	<b>\$301</b>		<b>\$21</b>
<b>Hale Township (McLeod)</b>			
Minnesota Association of Townships	558	7.0%	39
<b>Total for Entity</b>	<b>\$558</b>		<b>\$39</b>
<b>Hallock Township (Kittson)</b>			
Minnesota Association of Townships	290	7.0%	20
<b>Total for Entity</b>	<b>\$290</b>		<b>\$20</b>
<b>Halstad Township (Norman)</b>			
Minnesota Association of Townships	297	7.0%	21
<b>Total for Entity</b>	<b>\$297</b>		<b>\$21</b>
<b>Hamden Township (Becker)</b>			
Minnesota Association of Townships	314	7.0%	22
<b>Total for Entity</b>	<b>\$314</b>		<b>\$22</b>
<b>Hamlin Township (Lac qui Parle)</b>			
Minnesota Association of Townships	310	7.0%	22
<b>Total for Entity</b>	<b>\$310</b>		<b>\$22</b>
<b>Hammer Township (Yellow Medicine)</b>			
Minnesota Association of Townships	314	7.0%	22
<b>Total for Entity</b>	<b>\$314</b>		<b>\$22</b>



**Table 5**  
**2011 Lobbying Expenditures Paid With Association Dues**  
**Listed by Entity**

<b>Name of Entity (County)</b> <b>Association Name</b>	<b>Total Local Government Dues</b>	<b>Proportion of Dues Used for Lobbying</b>	<b>Total Dues Used for Lobbying</b>
<b>Hammond Township (Polk)</b>			
Minnesota Association of Townships	281	7.0%	20
<b>Total for Entity</b>	<b>\$281</b>		<b>\$20</b>
<b>Hampden Township (Kittson)</b>			
Minnesota Association of Townships	278	7.0%	19
<b>Total for Entity</b>	<b>\$278</b>		<b>\$19</b>
<b>Hampton Township (Dakota)</b>			
Minnesota Association of Townships	555	7.0%	39
<b>Total for Entity</b>	<b>\$555</b>		<b>\$39</b>
<b>Hamre Township (Beltrami)</b>			
Minnesota Association of Townships	274	7.0%	19
<b>Total for Entity</b>	<b>\$274</b>		<b>\$19</b>
<b>Hancock Township (Carver)</b>			
Minnesota Association of Townships	427	7.0%	30
<b>Total for Entity</b>	<b>\$427</b>		<b>\$30</b>
<b>Hangaard Township (Clearwater)</b>			
Minnesota Association of Townships	272	7.0%	19
<b>Total for Entity</b>	<b>\$272</b>		<b>\$19</b>
<b>Hansonville Township (Lincoln)</b>			
Minnesota Association of Townships	292	7.0%	20
<b>Total for Entity</b>	<b>\$292</b>		<b>\$20</b>
<b>Hantho Township (Lac qui Parle)</b>			
Minnesota Association of Townships	298	7.0%	21
<b>Total for Entity</b>	<b>\$298</b>		<b>\$21</b>
<b>Harmony Township (Fillmore)</b>			
Minnesota Association of Townships	424	7.0%	30
<b>Total for Entity</b>	<b>\$424</b>		<b>\$30</b>
<b>Harris Township (Itasca)</b>			
Minnesota Association of Townships	1,132	7.0%	79
<b>Total for Entity</b>	<b>\$1,132</b>		<b>\$79</b>

**Table 5**  
**2011 Lobbying Expenditures Paid With Association Dues**  
**Listed by Entity**

<b>Name of Entity (County)</b> <b>Association Name</b>	<b>Total Local Government Dues</b>	<b>Proportion of Dues Used for Lobbying</b>	<b>Total Dues Used for Lobbying</b>
<b>Harrison Township (Kandiyohi)</b>			
Minnesota Association of Townships	468	7.0%	33
<b>Total for Entity</b>	<b>\$468</b>		<b>\$33</b>
<b>Hart Lake Township (Hubbard)</b>			
Minnesota Association of Townships	444	7.0%	31
<b>Total for Entity</b>	<b>\$444</b>		<b>\$31</b>
<b>Hart Township (Winona)</b>			
Minnesota Association of Townships	398	7.0%	28
<b>Total for Entity</b>	<b>\$398</b>		<b>\$28</b>
<b>Hartford Township (Todd)</b>			
Minnesota Association of Townships	494	7.0%	35
<b>Total for Entity</b>	<b>\$494</b>		<b>\$35</b>
<b>Hartland Township (Freeborn)</b>			
Minnesota Association of Townships	401	7.0%	28
<b>Total for Entity</b>	<b>\$401</b>		<b>\$28</b>
<b>Harvey Township (Meeker)</b>			
Minnesota Association of Townships	432	7.0%	30
<b>Total for Entity</b>	<b>\$432</b>		<b>\$30</b>
<b>Hassan Valley Township (McLeod)</b>			
Minnesota Association of Townships	501	7.0%	35
<b>Total for Entity</b>	<b>\$501</b>		<b>\$35</b>
<b>Haugen Township (Aitkin)</b>			
Minnesota Association of Townships	305	7.0%	21
<b>Total for Entity</b>	<b>\$305</b>		<b>\$21</b>
<b>Havana Township (Steele)</b>			
Minnesota Association of Townships	464	7.0%	32
<b>Total for Entity</b>	<b>\$464</b>		<b>\$32</b>
<b>Havelock Township (Chippewa)</b>			
Minnesota Association of Townships	310	7.0%	22
<b>Total for Entity</b>	<b>\$310</b>		<b>\$22</b>

**Table 5**  
**2011 Lobbying Expenditures Paid With Association Dues**  
**Listed by Entity**

<b>Name of Entity (County)</b> <b>Association Name</b>	<b>Total Local Government Dues</b>	<b>Proportion of Dues Used for Lobbying</b>	<b>Total Dues Used for Lobbying</b>
<b>Haven Township (Sherburne)</b>			
Minnesota Association of Townships	885	7.0%	62
<b>Total for Entity</b>	<b>\$885</b>		<b>\$62</b>
<b>Haverhill Township (Olmsted)</b>			
Minnesota Association of Townships	781	7.0%	55
<b>Total for Entity</b>	<b>\$781</b>		<b>\$55</b>
<b>Hawk Creek Township (Renville)</b>			
Minnesota Association of Townships	317	7.0%	22
<b>Total for Entity</b>	<b>\$317</b>		<b>\$22</b>
<b>Hawley Township (Clay)</b>			
Minnesota Association of Townships	447	7.0%	31
<b>Total for Entity</b>	<b>\$447</b>		<b>\$31</b>
<b>Hay Brook Township (Kanabec)</b>			
Minnesota Association of Townships	321	7.0%	22
<b>Total for Entity</b>	<b>\$321</b>		<b>\$22</b>
<b>Hay Creek Township (Goodhue)</b>			
Minnesota Association of Townships	536	7.0%	38
<b>Total for Entity</b>	<b>\$536</b>		<b>\$38</b>
<b>Hayes Township (Swift)</b>			
Minnesota Association of Townships	315	7.0%	22
<b>Total for Entity</b>	<b>\$315</b>		<b>\$22</b>
<b>Hayfield Township (Dodge)</b>			
Minnesota Association of Townships	454	7.0%	32
<b>Total for Entity</b>	<b>\$454</b>		<b>\$32</b>
<b>Hayland Township (Mille Lacs)</b>			
Minnesota Association of Townships	472	7.0%	33
<b>Total for Entity</b>	<b>\$472</b>		<b>\$33</b>
<b>Hayward Township (Freeborn)</b>			
Minnesota Association of Townships	432	7.0%	30
<b>Total for Entity</b>	<b>\$432</b>		<b>\$30</b>

**Table 5**  
**2011 Lobbying Expenditures Paid With Association Dues**  
**Listed by Entity**

<b>Name of Entity (County)</b> <b>Association Name</b>	<b>Total Local Government Dues</b>	<b>Proportion of Dues Used for Lobbying</b>	<b>Total Dues Used for Lobbying</b>
<b>Hazel Run Township (Yellow Medicine)</b>			
Minnesota Association of Townships	310	7.0%	22
<b>Total for Entity</b>	<b>\$310</b>		<b>\$22</b>
<b>Hazelton Township (Aitkin)</b>			
Minnesota Association of Townships	505	7.0%	35
<b>Total for Entity</b>	<b>\$505</b>		<b>\$35</b>
<b>Hazelton Township (Kittson)</b>			
Minnesota Association of Townships	289	7.0%	20
<b>Total for Entity</b>	<b>\$289</b>		<b>\$20</b>
<b>Headwaters Regional Development Commission</b>			
League of Minnesota Cities	1,488	10.5%	156
<b>Total for Entity</b>	<b>\$1,488</b>		<b>\$156</b>
<b>Hector Township (Renville)</b>			
Minnesota Association of Townships	319	7.0%	22
<b>Total for Entity</b>	<b>\$319</b>		<b>\$22</b>
<b>Hegbert Township (Swift)</b>			
Minnesota Association of Townships	292	7.0%	20
<b>Total for Entity</b>	<b>\$292</b>		<b>\$20</b>
<b>Hegne Township (Norman)</b>			
Minnesota Association of Townships	278	7.0%	19
<b>Total for Entity</b>	<b>\$278</b>		<b>\$19</b>
<b>Heier Township (Mahnomen)</b>			
Minnesota Association of Townships	305	7.0%	21
<b>Total for Entity</b>	<b>\$305</b>		<b>\$21</b>
<b>Height of Land Township (Becker)</b>			
Minnesota Association of Townships	485	7.0%	34
<b>Total for Entity</b>	<b>\$485</b>		<b>\$34</b>
<b>Helen Township (McLeod)</b>			
Minnesota Association of Townships	523	7.0%	37
<b>Total for Entity</b>	<b>\$523</b>		<b>\$37</b>

**Table 5**  
**2011 Lobbying Expenditures Paid With Association Dues**  
**Listed by Entity**

<b>Name of Entity (County)</b> <b>Association Name</b>	<b>Total Local Government Dues</b>	<b>Proportion of Dues Used for Lobbying</b>	<b>Total Dues Used for Lobbying</b>
<b>Helena Township (Scott)</b>			
Minnesota Association of Townships	802	7.0%	56
<b>Total for Entity</b>	<b>\$802</b>		<b>\$56</b>
<b>Helga Township (Hubbard)</b>			
Minnesota Association of Townships	684	7.0%	48
<b>Total for Entity</b>	<b>\$684</b>		<b>\$48</b>
<b>Helgeland Township (Polk)</b>			
Minnesota Association of Townships	282	7.0%	20
<b>Total for Entity</b>	<b>\$282</b>		<b>\$20</b>
<b>Henderson Township (Sibley)</b>			
Minnesota Association of Townships	497	7.0%	35
<b>Total for Entity</b>	<b>\$497</b>		<b>\$35</b>
<b>Hendricks Township (Lincoln)</b>			
Minnesota Association of Townships	312	7.0%	22
<b>Total for Entity</b>	<b>\$312</b>		<b>\$22</b>
<b>Hendrickson Township (Hubbard)</b>			
Minnesota Association of Townships	319	7.0%	22
<b>Total for Entity</b>	<b>\$319</b>		<b>\$22</b>
<b>Hendrum Township (Norman)</b>			
Minnesota Association of Townships	291	7.0%	20
<b>Total for Entity</b>	<b>\$291</b>		<b>\$20</b>
<b>Hennepin County</b>			
Association of Minnesota Counties	72,950	22.6%	16,487
North Metro Crossing Coalition	10,000	100.0%	10,000
North Metro Mayors Association	10,000	55.0%	5,500
<b>Total for Entity</b>	<b>\$92,950</b>		<b>\$31,987</b>
<b>Hennepin Soil and Water Conservation District</b>			
Minnesota Association of Soil & Water Conservation Districts	1,350	27.6%	373
<b>Total for Entity</b>	<b>\$1,350</b>		<b>\$373</b>

**Table 5**  
**2011 Lobbying Expenditures Paid With Association Dues**  
**Listed by Entity**

<b>Name of Entity (County)</b> <b>Association Name</b>	<b>Total Local Government Dues</b>	<b>Proportion of Dues Used for Lobbying</b>	<b>Total Dues Used for Lobbying</b>
<b>Henning Township (Otter Tail)</b>			
Minnesota Association of Townships	418	7.0%	29
<b>Total for Entity</b>	<b>\$418</b>		<b>\$29</b>
<b>Henrietta Township (Hubbard)</b>			
Minnesota Association of Townships	736	7.0%	52
<b>Total for Entity</b>	<b>\$736</b>		<b>\$52</b>
<b>Henryville Township (Renville)</b>			
Minnesota Association of Townships	314	7.0%	22
<b>Total for Entity</b>	<b>\$314</b>		<b>\$22</b>
<b>Hereim Township (Roseau)</b>			
Minnesota Association of Townships	318	7.0%	22
<b>Total for Entity</b>	<b>\$318</b>		<b>\$22</b>
<b>Heron Lake Township (Jackson)</b>			
Minnesota Association of Townships	422	7.0%	30
<b>Total for Entity</b>	<b>\$422</b>		<b>\$30</b>
<b>Heron Lake Watershed District</b>			
Minnesota Association of Watershed Districts	1,976	27.4%	541
<b>Total for Entity</b>	<b>\$1,976</b>		<b>\$541</b>
<b>Hersey Township (Nobles)</b>			
Minnesota Association of Townships	396	7.0%	28
<b>Total for Entity</b>	<b>\$396</b>		<b>\$28</b>
<b>Hickory Township (Pennington)</b>			
Minnesota Association of Townships	286	7.0%	20
<b>Total for Entity</b>	<b>\$286</b>		<b>\$20</b>
<b>Higdem Township (Polk)</b>			
Minnesota Association of Townships	290	7.0%	20
<b>Total for Entity</b>	<b>\$290</b>		<b>\$20</b>
<b>High Forest Township (Olmsted)</b>			
Minnesota Association of Townships	651	7.0%	46
<b>Total for Entity</b>	<b>\$651</b>		<b>\$46</b>

**Table 5**  
**2011 Lobbying Expenditures Paid With Association Dues**  
**Listed by Entity**

<b>Name of Entity (County)</b> <b>Association Name</b>	<b>Total Local Government Dues</b>	<b>Proportion of Dues Used for Lobbying</b>	<b>Total Dues Used for Lobbying</b>
<b>High Island Creek Watershed District</b>			
Minnesota Association of Watershed Districts	1,539	27.4%	422
<b>Total for Entity</b>	<b>\$1,539</b>		<b>\$422</b>
<b>Highland Grove Township (Clay)</b>			
Minnesota Association of Townships	410	7.0%	29
<b>Total for Entity</b>	<b>\$410</b>		<b>\$29</b>
<b>Highland Township (Wabasha)</b>			
Minnesota Association of Townships	448	7.0%	31
<b>Total for Entity</b>	<b>\$448</b>		<b>\$31</b>
<b>Highlanding Township (Pennington)</b>			
Minnesota Association of Townships	312	7.0%	22
<b>Total for Entity</b>	<b>\$312</b>		<b>\$22</b>
<b>Highwater Township (Cottonwood)</b>			
Minnesota Association of Townships	302	7.0%	21
<b>Total for Entity</b>	<b>\$302</b>		<b>\$21</b>
<b>Hill Lake Township (Aitkin)</b>			
Minnesota Association of Townships	442	7.0%	31
<b>Total for Entity</b>	<b>\$442</b>		<b>\$31</b>
<b>Hill River Township (Polk)</b>			
Minnesota Association of Townships	303	7.0%	21
<b>Total for Entity</b>	<b>\$303</b>		<b>\$21</b>
<b>Hill Township (Kittson)</b>			
Minnesota Association of Townships	272	7.0%	19
<b>Total for Entity</b>	<b>\$272</b>		<b>\$19</b>
<b>Hillman Township (Kanabec)</b>			
Minnesota Association of Townships	422	7.0%	30
<b>Total for Entity</b>	<b>\$422</b>		<b>\$30</b>
<b>Hillman Township (Morrison)</b>			
Minnesota Association of Townships	310	7.0%	22
<b>Total for Entity</b>	<b>\$310</b>		<b>\$22</b>

**Table 5**  
**2011 Lobbying Expenditures Paid With Association Dues**  
**Listed by Entity**

<b>Name of Entity (County)</b> <b>Association Name</b>	<b>Total Local Government Dues</b>	<b>Proportion of Dues Used for Lobbying</b>	<b>Total Dues Used for Lobbying</b>
<b>Hillsdale Township (Winona)</b>			
Minnesota Association of Townships	529	7.0%	37
<b>Total for Entity</b>	<b>\$529</b>		<b>\$37</b>
<b>Hinckley Township (Pine)</b>			
Minnesota Association of Townships	529	7.0%	37
<b>Total for Entity</b>	<b>\$529</b>		<b>\$37</b>
<b>Hines Township (Beltrami)</b>			
Minnesota Association of Townships	500	7.0%	35
<b>Total for Entity</b>	<b>\$500</b>		<b>\$35</b>
<b>Hiram Township (Cass)</b>			
Minnesota Association of Townships	408	7.0%	29
<b>Total for Entity</b>	<b>\$408</b>		<b>\$29</b>
<b>Hobart Township (Otter Tail)</b>			
Minnesota Association of Townships	501	7.0%	35
<b>Total for Entity</b>	<b>\$501</b>		<b>\$35</b>
<b>Hodges Township (Stevens)</b>			
Minnesota Association of Townships	399	7.0%	28
<b>Total for Entity</b>	<b>\$399</b>		<b>\$28</b>
<b>Hoff Township (Pope)</b>			
Minnesota Association of Townships	308	7.0%	22
<b>Total for Entity</b>	<b>\$308</b>		<b>\$22</b>
<b>Hokah Township (Houston)</b>			
Minnesota Association of Townships	457	7.0%	32
<b>Total for Entity</b>	<b>\$457</b>		<b>\$32</b>
<b>Holden Township (Goodhue)</b>			
Minnesota Association of Townships	445	7.0%	31
<b>Total for Entity</b>	<b>\$445</b>		<b>\$31</b>
<b>Holding Township (Stearns)</b>			
Minnesota Association of Townships	693	7.0%	49
<b>Total for Entity</b>	<b>\$693</b>		<b>\$49</b>



**Table 5**  
**2011 Lobbying Expenditures Paid With Association Dues**  
**Listed by Entity**

<b>Name of Entity (County)</b> <b>Association Name</b>	<b>Total Local Government Dues</b>	<b>Proportion of Dues Used for Lobbying</b>	<b>Total Dues Used for Lobbying</b>
<b>Holland Township (Kandiyohi)</b>			
Minnesota Association of Townships	411	7.0%	29
<b>Total for Entity</b>	<b>\$411</b>		<b>\$29</b>
<b>Holly Township (Murray)</b>			
Minnesota Association of Townships	304	7.0%	21
<b>Total for Entity</b>	<b>\$304</b>		<b>\$21</b>
<b>Hollywood Township (Carver)</b>			
Minnesota Association of Townships	652	7.0%	46
<b>Total for Entity</b>	<b>\$652</b>		<b>\$46</b>
<b>Holmes City Township (Douglas)</b>			
Minnesota Association of Townships	504	7.0%	35
<b>Total for Entity</b>	<b>\$504</b>		<b>\$35</b>
<b>Holmesville Township (Becker)</b>			
Minnesota Association of Townships	451	7.0%	32
<b>Total for Entity</b>	<b>\$451</b>		<b>\$32</b>
<b>Holst Township (Clearwater)</b>			
Minnesota Association of Townships	410	7.0%	29
<b>Total for Entity</b>	<b>\$410</b>		<b>\$29</b>
<b>Holt Township (Fillmore)</b>			
Minnesota Association of Townships	410	7.0%	29
<b>Total for Entity</b>	<b>\$410</b>		<b>\$29</b>
<b>Holt Township (Marshall)</b>			
Minnesota Association of Townships	300	7.0%	21
<b>Total for Entity</b>	<b>\$300</b>		<b>\$21</b>
<b>Holy Cross Township (Clay)</b>			
Minnesota Association of Townships	298	7.0%	21
<b>Total for Entity</b>	<b>\$298</b>		<b>\$21</b>
<b>Holyoke Township (Carlton)</b>			
Minnesota Association of Townships	310	7.0%	22
<b>Total for Entity</b>	<b>\$310</b>		<b>\$22</b>

**Table 5**  
**2011 Lobbying Expenditures Paid With Association Dues**  
**Listed by Entity**

<b>Name of Entity (County)</b> <b>Association Name</b>	<b>Total Local Government Dues</b>	<b>Proportion of Dues Used for Lobbying</b>	<b>Total Dues Used for Lobbying</b>
<b>Home Brook Township (Cass)</b>			
Minnesota Association of Townships	317	7.0%	22
<b>Total for Entity</b>	<b>\$317</b>		<b>\$22</b>
<b>Home Lake Township (Norman)</b>			
Minnesota Association of Townships	304	7.0%	21
<b>Total for Entity</b>	<b>\$304</b>		<b>\$21</b>
<b>Home Township (Brown)</b>			
Minnesota Association of Townships	478	7.0%	33
<b>Total for Entity</b>	<b>\$478</b>		<b>\$33</b>
<b>Homer Township (Winona)</b>			
Minnesota Association of Townships	728	7.0%	51
<b>Total for Entity</b>	<b>\$728</b>		<b>\$51</b>
<b>Homestead Township (Otter Tail)</b>			
Minnesota Association of Townships	423	7.0%	30
<b>Total for Entity</b>	<b>\$423</b>		<b>\$30</b>
<b>Honner Township (Redwood)</b>			
Minnesota Association of Townships	287	7.0%	20
<b>Total for Entity</b>	<b>\$287</b>		<b>\$20</b>
<b>Hope Township (Lincoln)</b>			
Minnesota Association of Townships	397	7.0%	28
<b>Total for Entity</b>	<b>\$397</b>		<b>\$28</b>
<b>Hornet Township (Beltrami)</b>			
Minnesota Association of Townships	325	7.0%	23
<b>Total for Entity</b>	<b>\$325</b>		<b>\$23</b>
<b>Horton Township (Stevens)</b>			
Minnesota Association of Townships	313	7.0%	22
<b>Total for Entity</b>	<b>\$313</b>		<b>\$22</b>
<b>Houston County</b>			
Association of Minnesota Counties	8,914	22.6%	2,015
<b>Total for Entity</b>	<b>\$8,914</b>		<b>\$2,015</b>

**Table 5**  
**2011 Lobbying Expenditures Paid With Association Dues**  
**Listed by Entity**

<b>Name of Entity (County)</b> <b>Association Name</b>	<b>Total Local Government Dues</b>	<b>Proportion of Dues Used for Lobbying</b>	<b>Total Dues Used for Lobbying</b>
<b>Houston Township (Houston)</b>			
Minnesota Association of Townships	432	7.0%	30
<b>Total for Entity</b>	<b>\$432</b>		<b>\$30</b>
<b>Hubbard County</b>			
Association of Minnesota Counties	10,111	22.6%	2,285
<b>Total for Entity</b>	<b>\$10,111</b>		<b>\$2,285</b>
<b>Hubbard County Soil and Water Conservation District</b>			
Minnesota Association of Soil & Water Conservation Districts	2,795	27.6%	771
<b>Total for Entity</b>	<b>\$2,795</b>		<b>\$771</b>
<b>Hubbard Township (Hubbard)</b>			
Minnesota Association of Townships	505	7.0%	35
<b>Total for Entity</b>	<b>\$505</b>		<b>\$35</b>
<b>Hubbard Township (Polk)</b>			
Minnesota Association of Townships	285	7.0%	20
<b>Total for Entity</b>	<b>\$285</b>		<b>\$20</b>
<b>Hudson Township (Douglas)</b>			
Minnesota Association of Townships	507	7.0%	35
<b>Total for Entity</b>	<b>\$507</b>		<b>\$35</b>
<b>Humboldt Township (Clay)</b>			
Minnesota Association of Townships	322	7.0%	23
<b>Total for Entity</b>	<b>\$322</b>		<b>\$23</b>
<b>Hunter Township (Jackson)</b>			
Minnesota Association of Townships	320	7.0%	22
<b>Total for Entity</b>	<b>\$320</b>		<b>\$22</b>
<b>Huntersville Township (Wadena)</b>			
Minnesota Association of Townships	299	7.0%	21
<b>Total for Entity</b>	<b>\$299</b>		<b>\$21</b>
<b>Huntly Township (Marshall)</b>			
Minnesota Association of Townships	280	7.0%	20
<b>Total for Entity</b>	<b>\$280</b>		<b>\$20</b>

**Table 5**  
**2011 Lobbying Expenditures Paid With Association Dues**  
**Listed by Entity**

<b>Name of Entity (County)</b> <b>Association Name</b>	<b>Total Local Government Dues</b>	<b>Proportion of Dues Used for Lobbying</b>	<b>Total Dues Used for Lobbying</b>
<b>Huntsville Township (Polk)</b>			
Minnesota Association of Townships	461	7.0%	32
<b>Total for Entity</b>	<b>\$461</b>		<b>\$32</b>
<b>Huss Township (Roseau)</b>			
Minnesota Association of Townships	299	7.0%	21
<b>Total for Entity</b>	<b>\$299</b>		<b>\$21</b>
<b>Hutchinson Township (McLeod)</b>			
Minnesota Association of Townships	680	7.0%	48
<b>Total for Entity</b>	<b>\$680</b>		<b>\$48</b>
<b>Hyde Park Township (Wabasha)</b>			
Minnesota Association of Townships	396	7.0%	28
<b>Total for Entity</b>	<b>\$396</b>		<b>\$28</b>
<b>I.S.D. # 1 - Aitkin</b>			
Minnesota School Board Association	3,941	40.3%	1,588
Range Association of Municipalities and Schools	1,250	57.3%	716
<b>Total for Entity</b>	<b>\$5,191</b>		<b>\$2,304</b>
<b>I.S.D. # 100 - Wrenshall</b>			
Consortium for Legislation for Lake Superior Schools	979	100.0%	979
Minnesota School Board Association	2,159	40.3%	870
<b>Total for Entity</b>	<b>\$3,138</b>		<b>\$1,849</b>
<b>I.S.D. # 108 - Norwood</b>			
Minnesota School Board Association	3,573	40.3%	1,440
Schools for Equity in Education	1,947	84.1%	1,637
<b>Total for Entity</b>	<b>\$5,520</b>		<b>\$3,077</b>
<b>I.S.D. # 11 - Anoka-Hennepin</b>			
Association of Metropolitan School Districts, Inc.	14,374	71.0%	10,206
Minnesota School Board Association	14,383	40.3%	5,796
Schools for Equity in Education	16,984	84.1%	14,284
<b>Total for Entity</b>	<b>\$45,741</b>		<b>\$30,286</b>

**Table 5**  
**2011 Lobbying Expenditures Paid With Association Dues**  
**Listed by Entity**

<b>Name of Entity (County)</b> <b>Association Name</b>	<b>Total Local Government Dues</b>	<b>Proportion of Dues Used for Lobbying</b>	<b>Total Dues Used for Lobbying</b>
<b>I.S.D. # 110 - Waconia</b>			
Minnesota School Board Association	6,524	40.3%	2,629
Schools for Equity in Education	3,746	84.1%	3,150
<b>Total for Entity</b>	<b>\$10,270</b>		<b>\$5,779</b>
<b>I.S.D. # 111 - Watertown-Mayer</b>			
Minnesota School Board Association	4,708	40.3%	1,897
<b>Total for Entity</b>	<b>\$4,708</b>		<b>\$1,897</b>
<b>I.S.D. # 112 - Eastern Carver County</b>			
Association of Metropolitan School Districts, Inc.	1,000	71.0%	710
Minnesota School Board Association	11,392	40.3%	4,591
<b>Total for Entity</b>	<b>\$12,392</b>		<b>\$5,301</b>
<b>I.S.D. # 113 - Walker-Hackensack-Akeley</b>			
Minnesota School Board Association	3,199	40.3%	1,289
<b>Total for Entity</b>	<b>\$3,199</b>		<b>\$1,289</b>
<b>I.S.D. # 115 - Cass Lake-Bena Schools</b>			
Minnesota School Board Association	3,614	40.3%	1,456
<b>Total for Entity</b>	<b>\$3,614</b>		<b>\$1,456</b>
<b>I.S.D. # 116 - Pillager</b>			
Minnesota School Board Association	3,126	40.3%	1,260
<b>Total for Entity</b>	<b>\$3,126</b>		<b>\$1,260</b>
<b>I.S.D. # 118 - Northland Community Schools</b>			
Minnesota Rural Education Association	1,471	40.0%	588
Minnesota School Board Association	2,397	40.3%	966
<b>Total for Entity</b>	<b>\$3,868</b>		<b>\$1,554</b>
<b>I.S.D. # 12 - Centennial</b>			
Minnesota School Board Association	10,010	40.3%	4,034
Schools for Equity in Education	6,996	84.1%	5,884
<b>Total for Entity</b>	<b>\$17,006</b>		<b>\$9,918</b>

**Table 5**  
**2011 Lobbying Expenditures Paid With Association Dues**  
**Listed by Entity**

<b>Name of Entity (County)</b> <b>Association Name</b>	<b>Total Local Government Dues</b>	<b>Proportion of Dues Used for Lobbying</b>	<b>Total Dues Used for Lobbying</b>
<b>I.S.D. # 129 - Montevideo</b>			
Minnesota Rural Education Association	2,400	40.0%	960
Minnesota School Board Association	4,442	40.3%	1,790
<b>Total for Entity</b>	<b>\$6,842</b>		<b>\$2,750</b>
<b>I.S.D. # 13 - Columbia Heights</b>			
Association of Metropolitan School Districts, Inc.	8,512	71.0%	6,044
Minnesota School Board Association	6,322	40.3%	2,548
<b>Total for Entity</b>	<b>\$14,834</b>		<b>\$8,592</b>
<b>I.S.D. # 138 - North Branch</b>			
Minnesota School Board Association	7,123	40.3%	2,871
Schools for Equity in Education	3,835	84.1%	3,225
<b>Total for Entity</b>	<b>\$10,958</b>		<b>\$6,096</b>
<b>I.S.D. # 139 - Rush City</b>			
Minnesota School Board Association	3,319	40.3%	1,338
Schools for Equity in Education	1,923	84.1%	1,617
<b>Total for Entity</b>	<b>\$5,242</b>		<b>\$2,955</b>
<b>I.S.D. # 14 - Fridley</b>			
Association of Metropolitan School Districts, Inc.	8,040	71.0%	5,708
Minnesota School Board Association	6,071	40.3%	2,447
Schools for Equity in Education	3,289	84.1%	2,766
<b>Total for Entity</b>	<b>\$17,400</b>		<b>\$10,921</b>
<b>I.S.D. # 146 - Barnesville</b>			
Minnesota Rural Education Association	1,938	40.0%	775
Minnesota School Board Association	3,107	40.3%	1,252
<b>Total for Entity</b>	<b>\$5,045</b>		<b>\$2,027</b>
<b>I.S.D. # 15 - Saint Francis</b>			
Minnesota School Board Association	8,949	40.3%	3,606
Schools for Equity in Education	5,638	84.1%	4,742
<b>Total for Entity</b>	<b>\$14,587</b>		<b>\$8,348</b>

**Table 5**  
**2011 Lobbying Expenditures Paid With Association Dues**  
**Listed by Entity**

<b>Name of Entity (County)</b> <b>Association Name</b>	<b>Total Local Government Dues</b>	<b>Proportion of Dues Used for Lobbying</b>	<b>Total Dues Used for Lobbying</b>
<b>I.S.D. # 150 - Hawley</b>			
Minnesota Rural Education Association	2,028	40.0%	811
Minnesota School Board Association	3,323	40.3%	1,339
<b>Total for Entity</b>	<b>\$5,351</b>		<b>\$2,150</b>
<b>I.S.D. # 152 - Moorhead</b>			
Minnesota Rural Education Association	2,400	40.0%	960
Minnesota School Board Association	8,829	40.3%	3,558
Schools for Equity in Education	5,807	84.1%	4,884
<b>Total for Entity</b>	<b>\$17,036</b>		<b>\$9,402</b>
<b>I.S.D. # 16 - Spring Lake Park</b>			
Association of Metropolitan School Districts, Inc.	9,373	71.0%	6,655
Minnesota School Board Association	7,931	40.3%	3,196
<b>Total for Entity</b>	<b>\$17,304</b>		<b>\$9,851</b>
<b>I.S.D. # 162 - Bagley</b>			
Minnesota Rural Education Association	2,135	40.0%	854
Minnesota School Board Association	3,455	40.3%	1,392
<b>Total for Entity</b>	<b>\$5,590</b>		<b>\$2,246</b>
<b>I.S.D. # 166 - Cook County</b>			
Consortium for Legislation for Lake Superior Schools	1,130	100.0%	1,130
Minnesota School Board Association	2,609	40.3%	1,051
Range Association of Municipalities and Schools	1,250	57.3%	716
<b>Total for Entity</b>	<b>\$4,989</b>		<b>\$2,897</b>
<b>I.S.D. # 173 - Mountain Lake</b>			
Minnesota Rural Education Association	1,541	40.0%	616
Minnesota School Board Association	2,542	40.3%	1,024
<b>Total for Entity</b>	<b>\$4,083</b>		<b>\$1,640</b>
<b>I.S.D. # 177 - Windom</b>			
Minnesota Rural Education Association	2,083	40.0%	833
Minnesota School Board Association	3,377	40.3%	1,361
<b>Total for Entity</b>	<b>\$5,460</b>		<b>\$2,194</b>

**Table 5**  
**2011 Lobbying Expenditures Paid With Association Dues**  
**Listed by Entity**

<b>Name of Entity (County)</b> <b>Association Name</b>	<b>Total Local Government Dues</b>	<b>Proportion of Dues Used for Lobbying</b>	<b>Total Dues Used for Lobbying</b>
<b>I.S.D. # 181 - Brainerd</b>			
Minnesota Rural Education Association	2,400	40.0%	960
Minnesota School Board Association	9,922	40.3%	3,999
Schools for Equity in Education	7,030	84.1%	5,912
<b>Total for Entity</b>	<b>\$19,352</b>		<b>\$10,871</b>
<b>I.S.D. # 182 - Crosby-Ironton</b>			
Minnesota School Board Association	3,840	40.3%	1,548
Range Association of Municipalities and Schools	1,250	57.3%	716
<b>Total for Entity</b>	<b>\$5,090</b>		<b>\$2,264</b>
<b>I.S.D. # 186 - Pequot Lakes</b>			
Minnesota School Board Association	4,535	40.3%	1,828
<b>Total for Entity</b>	<b>\$4,535</b>		<b>\$1,828</b>
<b>I.S.D. # 191 - Burnsville</b>			
Association of Metropolitan School Districts, Inc.	12,766	71.0%	9,064
Minnesota School Board Association	11,910	40.3%	4,800
<b>Total for Entity</b>	<b>\$24,676</b>		<b>\$13,864</b>
<b>I.S.D. # 192 - Farmington</b>			
Minnesota School Board Association	9,742	40.3%	3,926
<b>Total for Entity</b>	<b>\$9,742</b>		<b>\$3,926</b>
<b>I.S.D. # 194 - Lakeville</b>			
Association of Metropolitan School Districts, Inc.	1,000	71.0%	710
Minnesota School Board Association	12,218	40.3%	4,924
<b>Total for Entity</b>	<b>\$13,218</b>		<b>\$5,634</b>
<b>I.S.D. # 195 - Randolph</b>			
Minnesota School Board Association	2,646	40.3%	1,066
<b>Total for Entity</b>	<b>\$2,646</b>		<b>\$1,066</b>
<b>I.S.D. # 196 - Rosemount-Apple Valley-Eagan</b>			
Association of Metropolitan School Districts, Inc.	14,374	71.0%	10,206
Minnesota School Board Association	14,383	40.3%	5,796
Schools for Equity in Education	14,173	84.1%	11,919
<b>Total for Entity</b>	<b>\$42,930</b>		<b>\$27,921</b>



**Table 5**  
**2011 Lobbying Expenditures Paid With Association Dues**  
**Listed by Entity**

<b>Name of Entity (County)</b> <b>Association Name</b>	<b>Total Local Government Dues</b>	<b>Proportion of Dues Used for Lobbying</b>	<b>Total Dues Used for Lobbying</b>
<b>I.S.D. # 197 - West Saint Paul-Mendota Heights-Eagan</b>			
Association of Metropolitan School Districts, Inc.	9,133	71.0%	6,484
Minnesota School Board Association	7,798	40.3%	3,143
<b>Total for Entity</b>	<b>\$16,931</b>		<b>\$9,627</b>
<b>I.S.D. # 199 - Inver Grove Heights Schools</b>			
Association of Metropolitan School Districts, Inc.	8,905	71.0%	6,323
<b>Total for Entity</b>	<b>\$8,905</b>		<b>\$6,323</b>
<b>I.S.D. # 1S - Minneapolis</b>			
Association of Metropolitan School Districts, Inc.	10,928	71.0%	7,759
Minnesota School Board Association	14,383	40.3%	5,796
<b>Total for Entity</b>	<b>\$25,311</b>		<b>\$13,555</b>
<b>I.S.D. # 2 - Hill City</b>			
Minnesota Rural Education Association	1,350	40.0%	540
Minnesota School Board Association	2,123	40.3%	856
<b>Total for Entity</b>	<b>\$3,473</b>		<b>\$1,396</b>
<b>I.S.D. # 200 - Hastings</b>			
Minnesota School Board Association	8,235	40.3%	3,319
<b>Total for Entity</b>	<b>\$8,235</b>		<b>\$3,319</b>
<b>I.S.D. # 203 - Hayfield</b>			
Minnesota School Board Association	3,215	40.3%	1,296
<b>Total for Entity</b>	<b>\$3,215</b>		<b>\$1,296</b>
<b>I.S.D. # 204 - Kasson-Mantorville</b>			
Minnesota Rural Education Association	2,400	40.0%	960
Minnesota School Board Association	5,341	40.3%	2,152
Schools for Equity in Education	2,523	84.1%	2,122
<b>Total for Entity</b>	<b>\$10,264</b>		<b>\$5,234</b>
<b>I.S.D. # 206 - Alexandria</b>			
Minnesota School Board Association	7,314	40.3%	2,948
<b>Total for Entity</b>	<b>\$7,314</b>		<b>\$2,948</b>

**Table 5**  
**2011 Lobbying Expenditures Paid With Association Dues**  
**Listed by Entity**

<b>Name of Entity (County)</b> <b>Association Name</b>	<b>Total Local Government Dues</b>	<b>Proportion of Dues Used for Lobbying</b>	<b>Total Dues Used for Lobbying</b>
<b>I.S.D. # 207 - Brandon</b>			
Minnesota School Board Association	2,105	40.3%	848
<b>Total for Entity</b>	<b>\$2,105</b>		<b>\$848</b>
<b>I.S.D. # 2071 - Lake Crystal-Wellcome Memorial</b>			
Minnesota Rural Education Association	1,905	40.0%	762
Minnesota School Board Association	3,162	40.3%	1,274
<b>Total for Entity</b>	<b>\$5,067</b>		<b>\$2,036</b>
<b>I.S.D. # 208 - Evansville</b>			
Minnesota School Board Association	1,843	40.3%	743
<b>Total for Entity</b>	<b>\$1,843</b>		<b>\$743</b>
<b>I.S.D. # 2125 - Triton</b>			
Minnesota School Board Association	3,708	40.3%	1,494
<b>Total for Entity</b>	<b>\$3,708</b>		<b>\$1,494</b>
<b>I.S.D. # 213 - Osakis</b>			
Minnesota Rural Education Association	1,915	40.0%	766
Minnesota School Board Association	3,079	40.3%	1,241
<b>Total for Entity</b>	<b>\$4,994</b>		<b>\$2,007</b>
<b>I.S.D. # 2134 - United South Central</b>			
Minnesota Rural Education Association	1,806	40.0%	722
Minnesota School Board Association	3,033	40.3%	1,222
<b>Total for Entity</b>	<b>\$4,839</b>		<b>\$1,944</b>
<b>I.S.D. # 2135 - Maple River</b>			
Minnesota Rural Education Association	2,272	40.0%	909
Minnesota School Board Association	3,744	40.3%	1,509
<b>Total for Entity</b>	<b>\$6,016</b>		<b>\$2,418</b>
<b>I.S.D. # 2137 - Kingsland</b>			
Minnesota Rural Education Association	1,762	40.0%	705
Minnesota School Board Association	2,964	40.3%	1,194
<b>Total for Entity</b>	<b>\$4,726</b>		<b>\$1,899</b>

**Table 5**  
**2011 Lobbying Expenditures Paid With Association Dues**  
**Listed by Entity**

<b>Name of Entity (County)</b> <b>Association Name</b>	<b>Total Local Government Dues</b>	<b>Proportion of Dues Used for Lobbying</b>	<b>Total Dues Used for Lobbying</b>
<b>I.S.D. # 2142 - Saint Louis County</b>			
Minnesota Rural Education Association	2,400	40.0%	960
Minnesota School Board Association	5,249	40.3%	2,115
Range Association of Municipalities and Schools	1,750	57.3%	1,003
<b>Total for Entity</b>	<b>\$9,399</b>		<b>\$4,078</b>
<b>I.S.D. # 2143 - Waterville-Elysian-Morristown</b>			
Minnesota School Board Association	3,344	40.3%	1,348
<b>Total for Entity</b>	<b>\$3,344</b>		<b>\$1,348</b>
<b>I.S.D. # 2144 - Chisago Lakes</b>			
Minnesota School Board Association	6,936	40.3%	2,795
Schools for Equity in Education	3,867	84.1%	3,252
<b>Total for Entity</b>	<b>\$10,803</b>		<b>\$6,047</b>
<b>I.S.D. # 2149 - Minnewaska</b>			
Minnesota Rural Education Association	2,227	40.0%	891
Minnesota School Board Association	3,702	40.3%	1,492
<b>Total for Entity</b>	<b>\$5,929</b>		<b>\$2,383</b>
<b>I.S.D. # 2154 - Eveleth-Gilbert</b>			
Minnesota School Board Association	3,872	40.3%	1,560
Range Association of Municipalities and Schools	1,250	57.3%	716
<b>Total for Entity</b>	<b>\$5,122</b>		<b>\$2,276</b>
<b>I.S.D. # 2155 - Wadena-Deer Creek</b>			
Minnesota School Board Association	3,626	40.3%	1,461
<b>Total for Entity</b>	<b>\$3,626</b>		<b>\$1,461</b>
<b>I.S.D. # 2159 - Buffalo Lake-Hector</b>			
Minnesota School Board Association	2,756	40.3%	1,111
<b>Total for Entity</b>	<b>\$2,756</b>		<b>\$1,111</b>
<b>I.S.D. # 2164 - Dilworth-Glyndon-Felton</b>			
Minnesota Rural Education Association	2,400	40.0%	960
Minnesota School Board Association	4,068	40.3%	1,639
<b>Total for Entity</b>	<b>\$6,468</b>		<b>\$2,599</b>

**Table 5**  
**2011 Lobbying Expenditures Paid With Association Dues**  
**Listed by Entity**

<b>Name of Entity (County)</b> <b>Association Name</b>	<b>Total Local Government Dues</b>	<b>Proportion of Dues Used for Lobbying</b>	<b>Total Dues Used for Lobbying</b>
<b>I.S.D. # 2165 - Hinckley-Finlayson</b>			
Minnesota School Board Association	3,548	40.3%	1,430
Schools for Equity in Education	1,952	84.1%	1,642
<b>Total for Entity</b>	<b>\$5,500</b>		<b>\$3,072</b>
<b>I.S.D. # 2167 - Lakeview</b>			
Minnesota Rural Education Association	1,658	40.0%	663
Minnesota School Board Association	2,706	40.3%	1,091
<b>Total for Entity</b>	<b>\$4,364</b>		<b>\$1,754</b>
<b>I.S.D. # 2168 - N.R.H.E.G.</b>			
Minnesota School Board Association	3,447	40.3%	1,389
<b>Total for Entity</b>	<b>\$3,447</b>		<b>\$1,389</b>
<b>I.S.D. # 2169 - Murray County Central</b>			
Minnesota Rural Education Association	1,855	40.0%	742
Minnesota School Board Association	3,044	40.3%	1,227
<b>Total for Entity</b>	<b>\$4,899</b>		<b>\$1,969</b>
<b>I.S.D. # 2170 - Staples-Motley</b>			
Minnesota Rural Education Association	2,400	40.0%	960
Minnesota School Board Association	4,072	40.3%	1,641
<b>Total for Entity</b>	<b>\$6,472</b>		<b>\$2,601</b>
<b>I.S.D. # 2171 - Kittson Central</b>			
Minnesota Rural Education Association	1,305	40.0%	522
Minnesota School Board Association	2,123	40.3%	856
<b>Total for Entity</b>	<b>\$3,428</b>		<b>\$1,378</b>
<b>I.S.D. # 2172 - Kenyon-Wanamingo</b>			
Minnesota School Board Association	3,259	40.3%	1,313
<b>Total for Entity</b>	<b>\$3,259</b>		<b>\$1,313</b>
<b>I.S.D. # 2174 - Pine River-Backus</b>			
Minnesota School Board Association	3,347	40.3%	1,349
Schools for Equity in Education	1,928	84.1%	1,621
<b>Total for Entity</b>	<b>\$5,275</b>		<b>\$2,970</b>

**Table 5**  
**2011 Lobbying Expenditures Paid With Association Dues**  
**Listed by Entity**

<b>Name of Entity (County)</b> <b>Association Name</b>	<b>Total Local Government Dues</b>	<b>Proportion of Dues Used for Lobbying</b>	<b>Total Dues Used for Lobbying</b>
<b>I.S.D. # 2176 - Warren-Alvarado-Oslo</b>			
Minnesota Rural Education Association	1,512	40.0%	605
Minnesota School Board Association	2,425	40.3%	977
<b>Total for Entity</b>	<b>\$3,937</b>		<b>\$1,582</b>
<b>I.S.D. # 2180 - M.A.C.C.R.A.Y.</b>			
Minnesota School Board Association	2,975	40.3%	1,199
<b>Total for Entity</b>	<b>\$2,975</b>		<b>\$1,199</b>
<b>I.S.D. # 2184 - Luverne</b>			
Minnesota Rural Education Association	2,347	40.0%	939
Minnesota School Board Association	3,837	40.3%	1,546
<b>Total for Entity</b>	<b>\$6,184</b>		<b>\$2,485</b>
<b>I.S.D. # 2190 - Yellow Medicine East</b>			
Minnesota Rural Education Association	2,008	40.0%	803
Minnesota School Board Association	3,299	40.3%	1,329
<b>Total for Entity</b>	<b>\$5,307</b>		<b>\$2,132</b>
<b>I.S.D. # 2198 - Fillmore Central</b>			
Minnesota Rural Education Association	1,611	40.0%	644
Minnesota School Board Association	2,692	40.3%	1,085
<b>Total for Entity</b>	<b>\$4,303</b>		<b>\$1,729</b>
<b>I.S.D. # 22 - Detroit Lakes</b>			
Minnesota Rural Education Association	2,400	40.0%	960
Minnesota School Board Association	6,105	40.3%	2,460
<b>Total for Entity</b>	<b>\$8,505</b>		<b>\$3,420</b>
<b>I.S.D. # 2215 - Norman County East</b>			
Minnesota Rural Education Association	1,374	40.0%	550
Minnesota School Board Association	2,226	40.3%	897
<b>Total for Entity</b>	<b>\$3,600</b>		<b>\$1,447</b>
<b>I.S.D. # 227 - Chatfield</b>			
Minnesota School Board Association	3,302	40.3%	1,331
<b>Total for Entity</b>	<b>\$3,302</b>		<b>\$1,331</b>

**Table 5**  
**2011 Lobbying Expenditures Paid With Association Dues**  
**Listed by Entity**

<b>Name of Entity (County)</b> <b>Association Name</b>	<b>Total Local Government Dues</b>	<b>Proportion of Dues Used for Lobbying</b>	<b>Total Dues Used for Lobbying</b>
<b>I.S.D. # 229 - Lanesboro</b>			
Minnesota School Board Association	2,276	40.3%	917
<b>Total for Entity</b>	<b>\$2,276</b>		<b>\$917</b>
<b>I.S.D. # 23 - Frazee-Vergas</b>			
Minnesota Rural Education Association	2,025	40.0%	810
Minnesota School Board Association	3,406	40.3%	1,373
<b>Total for Entity</b>	<b>\$5,431</b>		<b>\$2,183</b>
<b>I.S.D. # 2310 - Sibley East</b>			
Minnesota School Board Association	3,877	40.3%	1,562
<b>Total for Entity</b>	<b>\$3,877</b>		<b>\$1,562</b>
<b>I.S.D. # 2311 - Clearbrook-Gonvick</b>			
Minnesota Rural Education Association	1,541	40.0%	616
Minnesota School Board Association	2,481	40.3%	1,000
<b>Total for Entity</b>	<b>\$4,022</b>		<b>\$1,616</b>
<b>I.S.D. # 2342 - West Central Area</b>			
Minnesota Rural Education Association	1,837	40.0%	735
Minnesota School Board Association	3,081	40.3%	1,242
<b>Total for Entity</b>	<b>\$4,918</b>		<b>\$1,977</b>
<b>I.S.D. # 2358 - Tri-County</b>			
Minnesota Rural Education Association	1,276	40.0%	510
Minnesota School Board Association	1,978	40.3%	797
<b>Total for Entity</b>	<b>\$3,254</b>		<b>\$1,307</b>
<b>I.S.D. # 2364 - Belgrade-Brooten-Elrosa</b>			
Minnesota School Board Association	2,927	40.3%	1,180
<b>Total for Entity</b>	<b>\$2,927</b>		<b>\$1,180</b>
<b>I.S.D. # 2365 - G.F.W.</b>			
Minnesota School Board Association	3,071	40.3%	1,238
<b>Total for Entity</b>	<b>\$3,071</b>		<b>\$1,238</b>

**Table 5**  
**2011 Lobbying Expenditures Paid With Association Dues**  
**Listed by Entity**

<b>Name of Entity (County)</b> <b>Association Name</b>	<b>Total Local Government Dues</b>	<b>Proportion of Dues Used for Lobbying</b>	<b>Total Dues Used for Lobbying</b>
<b>I.S.D. # 238 - Mabel-Canton</b>			
Minnesota Rural Education Association	1,315	40.0%	526
Minnesota School Board Association	2,158	40.3%	870
<b>Total for Entity</b>	<b>\$3,473</b>		<b>\$1,396</b>
<b>I.S.D. # 239 - Rushford-Peterson</b>			
Minnesota School Board Association	2,819	40.3%	1,136
<b>Total for Entity</b>	<b>\$2,819</b>		<b>\$1,136</b>
<b>I.S.D. # 2396 - A.C.G.C.</b>			
Minnesota School Board Association	3,145	40.3%	1,267
<b>Total for Entity</b>	<b>\$3,145</b>		<b>\$1,267</b>
<b>I.S.D. # 2397 - Le Sueur-Henderson</b>			
Minnesota School Board Association	3,789	40.3%	1,527
<b>Total for Entity</b>	<b>\$3,789</b>		<b>\$1,527</b>
<b>I.S.D. # 241 - Albert Lea</b>			
Minnesota School Board Association	6,708	40.3%	2,703
Schools for Equity in Education	3,595	84.1%	3,023
<b>Total for Entity</b>	<b>\$10,303</b>		<b>\$5,726</b>
<b>I.S.D. # 242 - Alden-Conger</b>			
Minnesota Rural Education Association	1,555	40.0%	622
Minnesota School Board Association	2,483	40.3%	1,001
<b>Total for Entity</b>	<b>\$4,038</b>		<b>\$1,623</b>
<b>I.S.D. # 2448 - Martin County West</b>			
Minnesota School Board Association	3,136	40.3%	1,264
<b>Total for Entity</b>	<b>\$3,136</b>		<b>\$1,264</b>
<b>I.S.D. # 25 - Pine Point</b>			
Minnesota School Board Association	1,633	40.3%	658
<b>Total for Entity</b>	<b>\$1,633</b>		<b>\$658</b>
<b>I.S.D. # 252 - Cannon Falls</b>			
Minnesota School Board Association	3,960	40.3%	1,596
Schools for Equity in Education	2,001	84.1%	1,683
<b>Total for Entity</b>	<b>\$5,961</b>		<b>\$3,279</b>

**Table 5**  
**2011 Lobbying Expenditures Paid With Association Dues**  
**Listed by Entity**

<b>Name of Entity (County)</b> <b>Association Name</b>	<b>Total Local Government Dues</b>	<b>Proportion of Dues Used for Lobbying</b>	<b>Total Dues Used for Lobbying</b>
<b>I.S.D. # 2527 - Norman County West</b>			
Minnesota Rural Education Association	1,296	40.0%	518
Minnesota School Board Association	2,072	40.3%	835
<b>Total for Entity</b>	<b>\$3,368</b>		<b>\$1,353</b>
<b>I.S.D. # 253 - Goodhue</b>			
Minnesota Rural Education Association	1,746	40.0%	698
Minnesota School Board Association	2,864	40.3%	1,154
<b>Total for Entity</b>	<b>\$4,610</b>		<b>\$1,852</b>
<b>I.S.D. # 2534 - Bird Island-Olivia-Lake Lillian</b>			
Minnesota Rural Education Association	1,834	40.0%	734
Minnesota School Board Association	3,099	40.3%	1,249
<b>Total for Entity</b>	<b>\$4,933</b>		<b>\$1,983</b>
<b>I.S.D. # 2536 - Granada Huntley-East Chain</b>			
Minnesota School Board Association	2,019	40.3%	814
<b>Total for Entity</b>	<b>\$2,019</b>		<b>\$814</b>
<b>I.S.D. # 255 - Pine Island</b>			
Minnesota School Board Association	3,907	40.3%	1,575
<b>Total for Entity</b>	<b>\$3,907</b>		<b>\$1,575</b>
<b>I.S.D. # 256 - Red Wing</b>			
Minnesota School Board Association	6,212	40.3%	2,503
<b>Total for Entity</b>	<b>\$6,212</b>		<b>\$2,503</b>
<b>I.S.D. # 2580 - East Central</b>			
Minnesota School Board Association	3,064	40.3%	1,235
<b>Total for Entity</b>	<b>\$3,064</b>		<b>\$1,235</b>
<b>I.S.D. # 2609 - Win-E-Mac</b>			
Minnesota Rural Education Association	1,503	40.0%	601
Minnesota School Board Association	2,480	40.3%	999
<b>Total for Entity</b>	<b>\$3,983</b>		<b>\$1,600</b>
<b>I.S.D. # 261 - Ashby</b>			
Minnesota School Board Association	2,050	40.3%	826
<b>Total for Entity</b>	<b>\$2,050</b>		<b>\$826</b>



**Table 5**  
**2011 Lobbying Expenditures Paid With Association Dues**  
**Listed by Entity**

<b>Name of Entity (County)</b> <b>Association Name</b>	<b>Total Local Government Dues</b>	<b>Proportion of Dues Used for Lobbying</b>	<b>Total Dues Used for Lobbying</b>
<b>I.S.D. # 264 - Herman-Norcross</b>			
Minnesota Rural Education Association	1,119	40.0%	448
Minnesota School Board Association	1,701	40.3%	686
<b>Total for Entity</b>	<b>\$2,820</b>		<b>\$1,134</b>
<b>I.S.D. # 2683 - Greenbush-Middle River</b>			
Minnesota Rural Education Association	1,504	40.0%	602
Minnesota School Board Association	2,495	40.3%	1,005
<b>Total for Entity</b>	<b>\$3,999</b>		<b>\$1,607</b>
<b>I.S.D. # 2687 - Howard Lake-Waverly-Winsted</b>			
Minnesota School Board Association	3,522	40.3%	1,419
Schools for Equity in Education	1,966	84.1%	1,653
<b>Total for Entity</b>	<b>\$5,488</b>		<b>\$3,072</b>
<b>I.S.D. # 2689 - Pipestone Area Schools</b>			
Minnesota Rural Education Association	2,350	40.0%	940
Minnesota School Board Association	3,854	40.3%	1,553
<b>Total for Entity</b>	<b>\$6,204</b>		<b>\$2,493</b>
<b>I.S.D. # 270 - Hopkins</b>			
Association of Metropolitan School Districts, Inc.	10,885	71.0%	7,728
Minnesota School Board Association	10,429	40.3%	4,203
<b>Total for Entity</b>	<b>\$21,314</b>		<b>\$11,931</b>
<b>I.S.D. # 271 - Bloomington</b>			
Association of Metropolitan School Districts, Inc.	12,803	71.0%	9,090
Minnesota School Board Association	12,004	40.3%	4,838
<b>Total for Entity</b>	<b>\$24,807</b>		<b>\$13,928</b>
<b>I.S.D. # 2711 - Mesabi East</b>			
Minnesota School Board Association	3,269	40.3%	1,317
Range Association of Municipalities and Schools	1,500	57.3%	860
<b>Total for Entity</b>	<b>\$4,769</b>		<b>\$2,177</b>

**Table 5**  
**2011 Lobbying Expenditures Paid With Association Dues**  
**Listed by Entity**

<b>Name of Entity (County)</b> <b>Association Name</b>	<b>Total Local Government Dues</b>	<b>Proportion of Dues Used for Lobbying</b>	<b>Total Dues Used for Lobbying</b>
<b>I.S.D. # 272 - Eden Prairie</b>			
Association of Metropolitan School Districts, Inc.	12,486	71.0%	8,865
Minnesota School Board Association	11,867	40.3%	4,782
<b>Total for Entity</b>	<b>\$24,353</b>		<b>\$13,647</b>
<b>I.S.D. # 273 - Edina</b>			
Association of Metropolitan School Districts, Inc.	10,922	71.0%	7,755
Minnesota School Board Association	10,733	40.3%	4,325
<b>Total for Entity</b>	<b>\$21,655</b>		<b>\$12,080</b>
<b>I.S.D. # 2752 - Fairmont Area Schools</b>			
Minnesota School Board Association	4,871	40.3%	1,963
<b>Total for Entity</b>	<b>\$4,871</b>		<b>\$1,963</b>
<b>I.S.D. # 2753 - Long Prairie-Grey Eagle</b>			
Minnesota School Board Association	3,718	40.3%	1,498
<b>Total for Entity</b>	<b>\$3,718</b>		<b>\$1,498</b>
<b>I.S.D. # 2754 - Cedar Mountain</b>			
Minnesota Rural Education Association	1,523	40.0%	609
Minnesota School Board Association	2,407	40.3%	970
<b>Total for Entity</b>	<b>\$3,930</b>		<b>\$1,579</b>
<b>I.S.D. # 2759 - Eagle Valley Public Schools</b>			
Minnesota School Board Association	2,206	40.3%	889
<b>Total for Entity</b>	<b>\$2,206</b>		<b>\$889</b>
<b>I.S.D. # 276 - Minnetonka</b>			
Association of Metropolitan School Districts, Inc.	10,979	71.0%	7,795
Minnesota School Board Association	10,892	40.3%	4,389
<b>Total for Entity</b>	<b>\$21,871</b>		<b>\$12,184</b>
<b>I.S.D. # 277 - Westonka</b>			
Minnesota School Board Association	5,522	40.3%	2,225
<b>Total for Entity</b>	<b>\$5,522</b>		<b>\$2,225</b>

**Table 5**  
**2011 Lobbying Expenditures Paid With Association Dues**  
**Listed by Entity**

<b>Name of Entity (County)</b> <b>Association Name</b>	<b>Total Local Government Dues</b>	<b>Proportion of Dues Used for Lobbying</b>	<b>Total Dues Used for Lobbying</b>
<b>I.S.D. # 278 - Orono</b>			
Association of Metropolitan School Districts, Inc.	7,838	71.0%	5,565
Minnesota School Board Association	6,087	40.3%	2,453
<b>Total for Entity</b>	<b>\$13,925</b>		<b>\$8,018</b>
<b>I.S.D. # 279 - Osseo</b>			
Association of Metropolitan School Districts, Inc.	14,374	71.0%	10,206
Minnesota School Board Association	14,383	40.3%	5,796
<b>Total for Entity</b>	<b>\$28,757</b>		<b>\$16,002</b>
<b>I.S.D. # 280 - Richfield</b>			
Association of Metropolitan School Districts, Inc.	9,361	71.0%	6,646
Minnesota School Board Association	7,464	40.3%	3,008
<b>Total for Entity</b>	<b>\$16,825</b>		<b>\$9,654</b>
<b>I.S.D. # 2805 - Zumbrota-Mazeppa</b>			
Minnesota Rural Education Association	2,251	40.0%	900
Minnesota School Board Association	3,642	40.3%	1,468
<b>Total for Entity</b>	<b>\$5,893</b>		<b>\$2,368</b>
<b>I.S.D. # 281 - Robbinsdale</b>			
Association of Metropolitan School Districts, Inc.	13,879	71.0%	9,854
Minnesota School Board Association	12,556	40.3%	5,060
<b>Total for Entity</b>	<b>\$26,435</b>		<b>\$14,914</b>
<b>I.S.D. # 282 - St. Anthony-New Brighton</b>			
Association of Metropolitan School Districts, Inc.	7,187	71.0%	5,103
Minnesota School Board Association	4,772	40.3%	1,923
<b>Total for Entity</b>	<b>\$11,959</b>		<b>\$7,026</b>
<b>I.S.D. # 283 - St. Louis Park</b>			
Association of Metropolitan School Districts, Inc.	9,092	71.0%	6,455
Minnesota School Board Association	7,692	40.3%	3,100
<b>Total for Entity</b>	<b>\$16,784</b>		<b>\$9,555</b>

**Table 5**  
**2011 Lobbying Expenditures Paid With Association Dues**  
**Listed by Entity**

<b>Name of Entity (County)</b> <b>Association Name</b>	<b>Total Local Government Dues</b>	<b>Proportion of Dues Used for Lobbying</b>	<b>Total Dues Used for Lobbying</b>
<b>I.S.D. # 2835 - Janesville-Waldorf-Pemberton</b>			
Minnesota Rural Education Association	1,619	40.0%	648
Minnesota School Board Association	2,635	40.3%	1,062
<b>Total for Entity</b>	<b>\$4,254</b>		<b>\$1,710</b>
<b>I.S.D. # 284 - Wayzata</b>			
Association of Metropolitan School Districts, Inc.	12,476	71.0%	8,858
Minnesota School Board Association	11,967	40.3%	4,823
<b>Total for Entity</b>	<b>\$24,443</b>		<b>\$13,681</b>
<b>I.S.D. # 2853 - Lac qui Parle Valley</b>			
Minnesota School Board Association	3,284	40.3%	1,323
<b>Total for Entity</b>	<b>\$3,284</b>		<b>\$1,323</b>
<b>I.S.D. # 2854 - Ada-Borup</b>			
Minnesota Rural Education Association	1,628	40.0%	651
Minnesota School Board Association	2,665	40.3%	1,074
<b>Total for Entity</b>	<b>\$4,293</b>		<b>\$1,725</b>
<b>I.S.D. # 2856 - Stephen-Argyle Central Schools</b>			
Minnesota Rural Education Association	1,396	40.0%	558
Minnesota School Board Association	2,242	40.3%	904
<b>Total for Entity</b>	<b>\$3,638</b>		<b>\$1,462</b>
<b>I.S.D. # 2859 - Glencoe-Silver Lake</b>			
Minnesota School Board Association	4,646	40.3%	1,872
<b>Total for Entity</b>	<b>\$4,646</b>		<b>\$1,872</b>
<b>I.S.D. # 286 - Brooklyn Center</b>			
Association of Metropolitan School Districts, Inc.	7,500	71.0%	5,325
Minnesota School Board Association	5,292	40.3%	2,133
<b>Total for Entity</b>	<b>\$12,792</b>		<b>\$7,458</b>
<b>I.S.D. # 2860 - Blue Earth Area Schools</b>			
Minnesota School Board Association	3,879	40.3%	1,563
<b>Total for Entity</b>	<b>\$3,879</b>		<b>\$1,563</b>

**Table 5**  
**2011 Lobbying Expenditures Paid With Association Dues**  
**Listed by Entity**

<b>Name of Entity (County)</b> <b>Association Name</b>	<b>Total Local Government Dues</b>	<b>Proportion of Dues Used for Lobbying</b>	<b>Total Dues Used for Lobbying</b>
<b>I.S.D. # 2884 - Red Rock Central</b>			
Minnesota Rural Education Association	1,495	40.0%	598
Minnesota School Board Association	2,503	40.3%	1,009
<b>Total for Entity</b>	<b>\$3,998</b>		<b>\$1,607</b>
<b>I.S.D. # 2886 - Glenville-Emmons</b>			
Minnesota Rural Education Association	1,454	40.0%	582
Minnesota School Board Association	2,374	40.3%	957
<b>Total for Entity</b>	<b>\$3,828</b>		<b>\$1,539</b>
<b>I.S.D. # 2888 - Clinton-Graceville-Beardsley</b>			
Minnesota Rural Education Association	1,362	40.0%	545
Minnesota School Board Association	2,290	40.3%	923
<b>Total for Entity</b>	<b>\$3,652</b>		<b>\$1,468</b>
<b>I.S.D. # 2889 - Lake Park Audubon District</b>			
Minnesota Rural Education Association	1,705	40.0%	682
Minnesota School Board Association	2,815	40.3%	1,134
<b>Total for Entity</b>	<b>\$4,520</b>		<b>\$1,816</b>
<b>I.S.D. # 2890 - Renville County West</b>			
Minnesota Rural Education Association	1,577	40.0%	631
Minnesota School Board Association	2,655	40.3%	1,070
<b>Total for Entity</b>	<b>\$4,232</b>		<b>\$1,701</b>
<b>I.S.D. # 2895 - Jackson County Central</b>			
Minnesota Rural Education Association	2,361	40.0%	944
Minnesota School Board Association	3,786	40.3%	1,526
<b>Total for Entity</b>	<b>\$6,147</b>		<b>\$2,470</b>
<b>I.S.D. # 2897 - Redwood Area Schools</b>			
Minnesota Rural Education Association	2,382	40.0%	953
Minnesota School Board Association	3,918	40.3%	1,579
<b>Total for Entity</b>	<b>\$6,300</b>		<b>\$2,532</b>

**Table 5**  
**2011 Lobbying Expenditures Paid With Association Dues**  
**Listed by Entity**

<b>Name of Entity (County)</b> <b>Association Name</b>	<b>Total Local Government Dues</b>	<b>Proportion of Dues Used for Lobbying</b>	<b>Total Dues Used for Lobbying</b>
<b>I.S.D. # 2898 - Westbrook-Walnut Grove Schools</b>			
Minnesota Rural Education Association	1,550	40.0%	620
Minnesota School Board Association	2,634	40.3%	1,062
<b>Total for Entity</b>	<b>\$4,184</b>		<b>\$1,682</b>
<b>I.S.D. # 2899 - Plainview-Elgin-Millville</b>			
Minnesota Rural Education Association	2,400	40.0%	960
Minnesota School Board Association	4,581	40.3%	1,846
<b>Total for Entity</b>	<b>\$6,981</b>		<b>\$2,806</b>
<b>I.S.D. # 2902 - RTR Public Schools</b>			
Minnesota Rural Education Association	1,633	40.0%	653
Minnesota School Board Association	2,659	40.3%	1,072
<b>Total for Entity</b>	<b>\$4,292</b>		<b>\$1,725</b>
<b>I.S.D. # 2903 - Ortonville</b>			
Minnesota Rural Education Association	1,572	40.0%	629
Minnesota School Board Association	2,642	40.3%	1,065
<b>Total for Entity</b>	<b>\$4,214</b>		<b>\$1,694</b>
<b>I.S.D. # 294 - Houston</b>			
Minnesota Rural Education Association	2,400	40.0%	960
Minnesota School Board Association	4,510	40.3%	1,818
<b>Total for Entity</b>	<b>\$6,910</b>		<b>\$2,778</b>
<b>I.S.D. # 297 - Spring Grove</b>			
Minnesota Rural Education Association	1,356	40.0%	542
Minnesota School Board Association	2,203	40.3%	888
<b>Total for Entity</b>	<b>\$3,559</b>		<b>\$1,430</b>
<b>I.S.D. # 299 - Caledonia</b>			
Minnesota School Board Association	3,081	40.3%	1,242
<b>Total for Entity</b>	<b>\$3,081</b>		<b>\$1,242</b>
<b>I.S.D. # 300 - La Crescent-Hokah</b>			
Minnesota School Board Association	4,048	40.3%	1,631
Schools for Equity in Education	2,020	84.1%	1,699
<b>Total for Entity</b>	<b>\$6,068</b>		<b>\$3,330</b>

**Table 5**  
**2011 Lobbying Expenditures Paid With Association Dues**  
**Listed by Entity**

<b>Name of Entity (County)</b> <b>Association Name</b>	<b>Total Local Government Dues</b>	<b>Proportion of Dues Used for Lobbying</b>	<b>Total Dues Used for Lobbying</b>
<b>I.S.D. # 306 - Laporte</b>			
Minnesota Rural Education Association	1,292	40.0%	517
Minnesota School Board Association	2,081	40.3%	839
<b>Total for Entity</b>	<b>\$3,373</b>		<b>\$1,356</b>
<b>I.S.D. # 308 - Nevis</b>			
Minnesota Rural Education Association	1,614	40.0%	646
Minnesota School Board Association	2,665	40.3%	1,074
<b>Total for Entity</b>	<b>\$4,279</b>		<b>\$1,720</b>
<b>I.S.D. # 309 - Park Rapids</b>			
Minnesota Rural Education Association	2,400	40.0%	960
Minnesota School Board Association	4,509	40.3%	1,817
<b>Total for Entity</b>	<b>\$6,909</b>		<b>\$2,777</b>
<b>I.S.D. # 31 - Bemidji</b>			
Minnesota Rural Education Association	2,400	40.0%	960
Minnesota School Board Association	7,992	40.3%	3,221
<b>Total for Entity</b>	<b>\$10,392</b>		<b>\$4,181</b>
<b>I.S.D. # 314 - Braham</b>			
Minnesota School Board Association	3,391	40.3%	1,367
Schools for Equity in Education	1,926	84.1%	1,620
<b>Total for Entity</b>	<b>\$5,317</b>		<b>\$2,987</b>
<b>I.S.D. # 316 - Greenway</b>			
Minnesota Rural Education Association	2,252	40.0%	901
Minnesota School Board Association	3,754	40.3%	1,513
Range Association of Municipalities and Schools	1,250	57.3%	716
<b>Total for Entity</b>	<b>\$7,256</b>		<b>\$3,130</b>
<b>I.S.D. # 317 - Deer River</b>			
Minnesota Rural Education Association	1,967	40.0%	787
Minnesota School Board Association	3,298	40.3%	1,329
<b>Total for Entity</b>	<b>\$5,265</b>		<b>\$2,116</b>

**Table 5**  
**2011 Lobbying Expenditures Paid With Association Dues**  
**Listed by Entity**

<b>Name of Entity (County)</b> <b>Association Name</b>	<b>Total Local Government Dues</b>	<b>Proportion of Dues Used for Lobbying</b>	<b>Total Dues Used for Lobbying</b>
<b>I.S.D. # 318 - Grand Rapids</b>			
Minnesota Rural Education Association	2,400	40.0%	960
Minnesota School Board Association	7,155	40.3%	2,883
Range Association of Municipalities and Schools	1,750	57.3%	1,003
<b>Total for Entity</b>	<b>\$11,305</b>		<b>\$4,846</b>
<b>I.S.D. # 319 - Nashwauk-Keewatin</b>			
Minnesota Rural Education Association	1,653	40.0%	661
Minnesota School Board Association	2,801	40.3%	1,129
Range Association of Municipalities and Schools	1,250	57.3%	716
<b>Total for Entity</b>	<b>\$5,704</b>		<b>\$2,506</b>
<b>I.S.D. # 32 - Blackduck</b>			
Minnesota School Board Association	2,816	40.3%	1,135
<b>Total for Entity</b>	<b>\$2,816</b>		<b>\$1,135</b>
<b>I.S.D. # 330 - Heron Lake-Okabena</b>			
Minnesota Rural Education Association	1,357	40.0%	543
Minnesota School Board Association	2,199	40.3%	886
<b>Total for Entity</b>	<b>\$3,556</b>		<b>\$1,429</b>
<b>I.S.D. # 332 - Mora</b>			
Minnesota School Board Association	4,947	40.3%	1,994
Schools for Equity in Education	2,214	84.1%	1,862
<b>Total for Entity</b>	<b>\$7,161</b>		<b>\$3,856</b>
<b>I.S.D. # 333 - Ogilvie</b>			
Minnesota School Board Association	2,771	40.3%	1,117
Schools for Equity in Education	1,840	84.1%	1,547
<b>Total for Entity</b>	<b>\$4,611</b>		<b>\$2,664</b>
<b>I.S.D. # 345 - New London-Spicer</b>			
Minnesota School Board Association	4,492	40.3%	1,810
Schools for Equity in Education	2,065	84.1%	1,737
<b>Total for Entity</b>	<b>\$6,557</b>		<b>\$3,547</b>



**Table 5**  
**2011 Lobbying Expenditures Paid With Association Dues**  
**Listed by Entity**

Name of Entity (County) Association Name	Total Local Government Dues	Proportion of Dues Used for Lobbying	Total Dues Used for Lobbying
<b>I.S.D. # 347 - Willmar</b>			
Minnesota School Board Association	7,481	40.3%	3,015
<b>Total for Entity</b>	<b>\$7,481</b>		<b>\$3,015</b>
<b>I.S.D. # 356 - Lancaster</b>			
Minnesota Rural Education Association	1,201	40.0%	480
Minnesota School Board Association	1,907	40.3%	769
<b>Total for Entity</b>	<b>\$3,108</b>		<b>\$1,249</b>
<b>I.S.D. # 36 - Kelliher</b>			
Minnesota School Board Association	1,955	40.3%	788
<b>Total for Entity</b>	<b>\$1,955</b>		<b>\$788</b>
<b>I.S.D. # 361 - International Falls</b>			
Minnesota Rural Education Association	2,400	40.0%	960
Minnesota School Board Association	3,888	40.3%	1,567
<b>Total for Entity</b>	<b>\$6,288</b>		<b>\$2,527</b>
<b>I.S.D. # 362 - Littlefork-Big Falls</b>			
Minnesota School Board Association	2,225	40.3%	897
<b>Total for Entity</b>	<b>\$2,225</b>		<b>\$897</b>
<b>I.S.D. # 363 - South Koochiching</b>			
Minnesota Rural Education Association	1,399	40.0%	560
Minnesota School Board Association	2,300	40.3%	927
<b>Total for Entity</b>	<b>\$3,699</b>		<b>\$1,487</b>
<b>I.S.D. # 378 - Dawson-Boyd</b>			
Minnesota School Board Association	2,593	40.3%	1,045
<b>Total for Entity</b>	<b>\$2,593</b>		<b>\$1,045</b>
<b>I.S.D. # 38 - Red Lake</b>			
Minnesota School Board Association	4,063	40.3%	1,637
<b>Total for Entity</b>	<b>\$4,063</b>		<b>\$1,637</b>

**Table 5**  
**2011 Lobbying Expenditures Paid With Association Dues**  
**Listed by Entity**

<b>Name of Entity (County)</b> <b>Association Name</b>	<b>Total Local Government Dues</b>	<b>Proportion of Dues Used for Lobbying</b>	<b>Total Dues Used for Lobbying</b>
<b>I.S.D. # 381 - Lake Superior</b>			
Consortium for Legislation for Lake Superior Schools	2,009	100.0%	2,009
Minnesota School Board Association	4,368	40.3%	1,760
Range Association of Municipalities and Schools	1,750	57.3%	1,003
<b>Total for Entity</b>	<b>\$8,127</b>		<b>\$4,772</b>
<b>I.S.D. # 390 - Lake of The Woods</b>			
Minnesota Rural Education Association	1,618	40.0%	647
Minnesota School Board Association	2,614	40.3%	1,053
<b>Total for Entity</b>	<b>\$4,232</b>		<b>\$1,700</b>
<b>I.S.D. # 391 - Cleveland Public School</b>			
Minnesota School Board Association	2,390	40.3%	963
<b>Total for Entity</b>	<b>\$2,390</b>		<b>\$963</b>
<b>I.S.D. # 392 - Le Center</b>			
Minnesota School Board Association	2,866	40.3%	1,155
<b>Total for Entity</b>	<b>\$2,866</b>		<b>\$1,155</b>
<b>I.S.D. # 394 - Montgomery-Lonsdale</b>			
Minnesota School Board Association	3,634	40.3%	1,465
<b>Total for Entity</b>	<b>\$3,634</b>		<b>\$1,465</b>
<b>I.S.D. # 4 - McGregor</b>			
Consortium for Legislation for Lake Superior Schools	1,019	100.0%	1,019
Minnesota School Board Association	2,330	40.3%	939
<b>Total for Entity</b>	<b>\$3,349</b>		<b>\$1,958</b>
<b>I.S.D. # 402 - Hendricks</b>			
Minnesota Rural Education Association	643	40.0%	257
Minnesota School Board Association	1,824	40.3%	735
<b>Total for Entity</b>	<b>\$2,467</b>		<b>\$992</b>
<b>I.S.D. # 403 - Ivanhoe</b>			
Minnesota Rural Education Association	689	40.0%	276
Minnesota School Board Association	1,845	40.3%	744
<b>Total for Entity</b>	<b>\$2,534</b>		<b>\$1,020</b>

**Table 5**  
**2011 Lobbying Expenditures Paid With Association Dues**  
**Listed by Entity**

<b>Name of Entity (County)</b> <b>Association Name</b>	<b>Total Local Government Dues</b>	<b>Proportion of Dues Used for Lobbying</b>	<b>Total Dues Used for Lobbying</b>
<b>I.S.D. # 404 - Lake Benton</b>			
Minnesota Rural Education Association	1,187	40.0%	475
Minnesota School Board Association	1,877	40.3%	756
<b>Total for Entity</b>	<b>\$3,064</b>		<b>\$1,231</b>
<b>I.S.D. # 413 - Marshall</b>			
Minnesota Rural Education Association	2,400	40.0%	960
Minnesota School Board Association	5,379	40.3%	2,168
<b>Total for Entity</b>	<b>\$7,779</b>		<b>\$3,128</b>
<b>I.S.D. # 414 - Minneota</b>			
Minnesota School Board Association	2,451	40.3%	988
<b>Total for Entity</b>	<b>\$2,451</b>		<b>\$988</b>
<b>I.S.D. # 417 - Tracy</b>			
Minnesota Rural Education Association	1,918	40.0%	767
Minnesota School Board Association	3,136	40.3%	1,264
<b>Total for Entity</b>	<b>\$5,054</b>		<b>\$2,031</b>
<b>I.S.D. # 423 - Hutchinson</b>			
Minnesota School Board Association	6,339	40.3%	2,555
Schools for Equity in Education	3,338	84.1%	2,807
<b>Total for Entity</b>	<b>\$9,677</b>		<b>\$5,362</b>
<b>I.S.D. # 424 - Lester Prairie</b>			
Minnesota School Board Association	2,422	40.3%	976
<b>Total for Entity</b>	<b>\$2,422</b>		<b>\$976</b>
<b>I.S.D. # 432 - Mahanomen</b>			
Minnesota Rural Education Association	1,842	40.0%	737
Minnesota School Board Association	2,781	40.3%	1,121
<b>Total for Entity</b>	<b>\$4,623</b>		<b>\$1,858</b>
<b>I.S.D. # 435 - Waubun</b>			
Minnesota Rural Education Association	1,763	40.0%	705
Minnesota School Board Association	2,757	40.3%	1,111
<b>Total for Entity</b>	<b>\$4,520</b>		<b>\$1,816</b>

**Table 5**  
**2011 Lobbying Expenditures Paid With Association Dues**  
**Listed by Entity**

<b>Name of Entity (County)</b> <b>Association Name</b>	<b>Total Local Government Dues</b>	<b>Proportion of Dues Used for Lobbying</b>	<b>Total Dues Used for Lobbying</b>
<b>I.S.D. # 441 - Marshall County Central School</b>			
Minnesota Rural Education Association	1,443	40.0%	577
Minnesota School Board Association	2,333	40.3%	940
<b>Total for Entity</b>	<b>\$3,776</b>		<b>\$1,517</b>
<b>I.S.D. # 447 - Grygla</b>			
Minnesota Rural Education Association	1,205	40.0%	482
Minnesota School Board Association	1,905	40.3%	768
<b>Total for Entity</b>	<b>\$3,110</b>		<b>\$1,250</b>
<b>I.S.D. # 458 - Truman</b>			
Minnesota School Board Association	2,183	40.3%	880
<b>Total for Entity</b>	<b>\$2,183</b>		<b>\$880</b>
<b>I.S.D. # 463 - Eden Valley-Watkins</b>			
Minnesota School Board Association	3,257	40.3%	1,313
Schools for Equity in Education	1,921	84.1%	1,616
<b>Total for Entity</b>	<b>\$5,178</b>		<b>\$2,929</b>
<b>I.S.D. # 465 - Litchfield</b>			
Minnesota School Board Association	4,876	40.3%	1,965
Schools for Equity in Education	2,128	84.1%	1,790
<b>Total for Entity</b>	<b>\$7,004</b>		<b>\$3,755</b>
<b>I.S.D. # 466 - Dassel-Cokato</b>			
Minnesota School Board Association	5,615	40.3%	2,263
Schools for Equity in Education	2,674	84.1%	2,249
<b>Total for Entity</b>	<b>\$8,289</b>		<b>\$4,512</b>
<b>I.S.D. # 47 - Sauk Rapids</b>			
Minnesota School Board Association	7,099	40.3%	2,861
Schools for Equity in Education	4,177	84.1%	3,513
<b>Total for Entity</b>	<b>\$11,276</b>		<b>\$6,374</b>
<b>I.S.D. # 473 - Isle</b>			
Minnesota School Board Association	2,611	40.3%	1,052
<b>Total for Entity</b>	<b>\$2,611</b>		<b>\$1,052</b>

**Table 5**  
**2011 Lobbying Expenditures Paid With Association Dues**  
**Listed by Entity**

<b>Name of Entity (County)</b> <b>Association Name</b>	<b>Total Local Government Dues</b>	<b>Proportion of Dues Used for Lobbying</b>	<b>Total Dues Used for Lobbying</b>
<b>I.S.D. # 477 - Princeton</b>			
Minnesota School Board Association	6,898	40.3%	2,780
Schools for Equity in Education	3,830	84.1%	3,221
<b>Total for Entity</b>	<b>\$10,728</b>		<b>\$6,001</b>
<b>I.S.D. # 480 - Onamia</b>			
Minnesota Rural Education Association	1,739	40.0%	696
Minnesota School Board Association	2,862	40.3%	1,153
<b>Total for Entity</b>	<b>\$4,601</b>		<b>\$1,849</b>
<b>I.S.D. # 482 - Little Falls</b>			
Minnesota Rural Education Association	2,400	40.0%	960
Minnesota School Board Association	5,841	40.3%	2,354
<b>Total for Entity</b>	<b>\$8,241</b>		<b>\$3,314</b>
<b>I.S.D. # 484 - Pierz</b>			
Minnesota Rural Education Association	2,207	40.0%	883
Minnesota School Board Association	3,562	40.3%	1,435
<b>Total for Entity</b>	<b>\$5,769</b>		<b>\$2,318</b>
<b>I.S.D. # 485 - Royalton</b>			
Minnesota School Board Association	3,037	40.3%	1,224
<b>Total for Entity</b>	<b>\$3,037</b>		<b>\$1,224</b>
<b>I.S.D. # 486 - Swanville</b>			
Minnesota School Board Association	2,238	40.3%	902
<b>Total for Entity</b>	<b>\$2,238</b>		<b>\$902</b>
<b>I.S.D. # 487 - Upsala</b>			
Minnesota School Board Association	2,365	40.3%	953
<b>Total for Entity</b>	<b>\$2,365</b>		<b>\$953</b>
<b>I.S.D. # 492 - Austin</b>			
Minnesota School Board Association	7,695	40.3%	3,101
Schools for Equity in Education	4,845	84.1%	4,075
<b>Total for Entity</b>	<b>\$12,540</b>		<b>\$7,176</b>

**Table 5**  
**2011 Lobbying Expenditures Paid With Association Dues**  
**Listed by Entity**

Name of Entity (County) Association Name	Total Local Government Dues	Proportion of Dues Used for Lobbying	Total Dues Used for Lobbying
<b>I.S.D. # 495 - Grand Meadow</b>			
Minnesota School Board Association	2,299	40.3%	926
<b>Total for Entity</b>	<b>\$2,299</b>		<b>\$926</b>
<b>I.S.D. # 497 - Lyle</b>			
Minnesota School Board Association	1,984	40.3%	800
<b>Total for Entity</b>	<b>\$1,984</b>		<b>\$800</b>
<b>I.S.D. # 499 - Leroy</b>			
Minnesota School Board Association	2,144	40.3%	864
<b>Total for Entity</b>	<b>\$2,144</b>		<b>\$864</b>
<b>I.S.D. # 500 - Southland</b>			
Minnesota Rural Education Association	1,618	40.0%	647
Minnesota School Board Association	2,676	40.3%	1,078
<b>Total for Entity</b>	<b>\$4,294</b>		<b>\$1,725</b>
<b>I.S.D. # 505 - Fulda</b>			
Minnesota Rural Education Association	1,384	40.0%	554
Minnesota School Board Association	2,295	40.3%	925
<b>Total for Entity</b>	<b>\$3,679</b>		<b>\$1,479</b>
<b>I.S.D. # 507 - Nicollet</b>			
Minnesota Rural Education Association	1,388	40.0%	555
Minnesota School Board Association	2,178	40.3%	878
<b>Total for Entity</b>	<b>\$3,566</b>		<b>\$1,433</b>
<b>I.S.D. # 508 - Saint Peter</b>			
Minnesota School Board Association	4,950	40.3%	1,995
<b>Total for Entity</b>	<b>\$4,950</b>		<b>\$1,995</b>
<b>I.S.D. # 51 - Foley</b>			
Minnesota Rural Education Association	2,400	40.0%	960
Minnesota School Board Association	4,735	40.3%	1,908
<b>Total for Entity</b>	<b>\$7,135</b>		<b>\$2,868</b>
<b>I.S.D. # 511 - Adrian</b>			
Minnesota School Board Association	2,779	40.3%	1,120
<b>Total for Entity</b>	<b>\$2,779</b>		<b>\$1,120</b>

**Table 5**  
**2011 Lobbying Expenditures Paid With Association Dues**  
**Listed by Entity**

<b>Name of Entity (County)</b> <b>Association Name</b>	<b>Total Local Government Dues</b>	<b>Proportion of Dues Used for Lobbying</b>	<b>Total Dues Used for Lobbying</b>
<b>I.S.D. # 513 - Brewster</b>			
Minnesota Rural Education Association	1,202	40.0%	481
Minnesota School Board Association	1,836	40.3%	740
<b>Total for Entity</b>	<b>\$3,038</b>		<b>\$1,221</b>
<b>I.S.D. # 514 - Ellsworth</b>			
Minnesota School Board Association	1,875	40.3%	756
<b>Total for Entity</b>	<b>\$1,875</b>		<b>\$756</b>
<b>I.S.D. # 516 - Round Lake</b>			
Minnesota School Board Association	1,699	40.3%	685
<b>Total for Entity</b>	<b>\$1,699</b>		<b>\$685</b>
<b>I.S.D. # 518 - Worthington</b>			
Minnesota Rural Education Association	2,400	40.0%	960
Minnesota School Board Association	5,607	40.3%	2,260
<b>Total for Entity</b>	<b>\$8,007</b>		<b>\$3,220</b>
<b>I.S.D. # 531 - Byron</b>			
Minnesota School Board Association	4,764	40.3%	1,920
Schools for Equity in Education	2,182	84.1%	1,835
<b>Total for Entity</b>	<b>\$6,946</b>		<b>\$3,755</b>
<b>I.S.D. # 533 - Dover-Eyota</b>			
Minnesota Rural Education Association	2,400	40.0%	960
Minnesota School Board Association	3,860	40.3%	1,556
<b>Total for Entity</b>	<b>\$6,260</b>		<b>\$2,516</b>
<b>I.S.D. # 534 - Stewartville</b>			
Minnesota School Board Association	4,863	40.3%	1,960
Schools for Equity in Education	2,256	84.1%	1,897
<b>Total for Entity</b>	<b>\$7,119</b>		<b>\$3,857</b>
<b>I.S.D. # 535 - Rochester</b>			
Minnesota School Board Association	13,360	40.3%	5,384
<b>Total for Entity</b>	<b>\$13,360</b>		<b>\$5,384</b>

**Table 5**  
**2011 Lobbying Expenditures Paid With Association Dues**  
**Listed by Entity**

<b>Name of Entity (County)</b> <b>Association Name</b>	<b>Total Local Government Dues</b>	<b>Proportion of Dues Used for Lobbying</b>	<b>Total Dues Used for Lobbying</b>
<b>I.S.D. # 542 - Battle Lake</b>			
Minnesota School Board Association	2,578	40.3%	1,039
<b>Total for Entity</b>	<b>\$2,578</b>		<b>\$1,039</b>
<b>I.S.D. # 544 - Fergus Falls</b>			
Minnesota Rural Education Association	2,400	40.0%	960
Minnesota School Board Association	5,872	40.3%	2,366
<b>Total for Entity</b>	<b>\$8,272</b>		<b>\$3,326</b>
<b>I.S.D. # 545 - Henning</b>			
Minnesota School Board Association	2,293	40.3%	924
<b>Total for Entity</b>	<b>\$2,293</b>		<b>\$924</b>
<b>I.S.D. # 547 - Parkers Prairie</b>			
Minnesota School Board Association	2,664	40.3%	1,074
<b>Total for Entity</b>	<b>\$2,664</b>		<b>\$1,074</b>
<b>I.S.D. # 548 - Pelican Rapids</b>			
Minnesota Rural Education Association	2,060	40.0%	824
Minnesota School Board Association	3,436	40.3%	1,385
<b>Total for Entity</b>	<b>\$5,496</b>		<b>\$2,209</b>
<b>I.S.D. # 549 - Perham</b>			
Minnesota Rural Education Association	2,400	40.0%	960
Minnesota School Board Association	4,421	40.3%	1,782
<b>Total for Entity</b>	<b>\$6,821</b>		<b>\$2,742</b>
<b>I.S.D. # 550 - Underwood</b>			
Minnesota School Board Association	2,635	40.3%	1,062
<b>Total for Entity</b>	<b>\$2,635</b>		<b>\$1,062</b>
<b>I.S.D. # 553 - New York Mills</b>			
Minnesota School Board Association	2,975	40.3%	1,199
<b>Total for Entity</b>	<b>\$2,975</b>		<b>\$1,199</b>
<b>I.S.D. # 561 - Goodridge</b>			
Minnesota Rural Education Association	1,221	40.0%	488
Minnesota School Board Association	1,895	40.3%	764
<b>Total for Entity</b>	<b>\$3,116</b>		<b>\$1,252</b>



**Table 5**  
**2011 Lobbying Expenditures Paid With Association Dues**  
**Listed by Entity**

<b>Name of Entity (County)</b> <b>Association Name</b>	<b>Total Local Government Dues</b>	<b>Proportion of Dues Used for Lobbying</b>	<b>Total Dues Used for Lobbying</b>
<b>I.S.D. # 564 - Thief River Falls</b>			
Minnesota Rural Education Association	2,400	40.0%	960
Minnesota School Board Association	5,180	40.3%	2,088
<b>Total for Entity</b>	<b>\$7,580</b>		<b>\$3,048</b>
<b>I.S.D. # 577 - Willow River</b>			
Consortium for Legislation for Lake Superior Schools	1,062	100.0%	1,062
Minnesota School Board Association	2,441	40.3%	984
<b>Total for Entity</b>	<b>\$3,503</b>		<b>\$2,046</b>
<b>I.S.D. # 578 - Pine City</b>			
Minnesota School Board Association	4,648	40.3%	1,873
Schools for Equity in Education	2,107	84.1%	1,772
<b>Total for Entity</b>	<b>\$6,755</b>		<b>\$3,645</b>
<b>I.S.D. # 581 - Edgerton</b>			
Minnesota Rural Education Association	1,367	40.0%	547
Minnesota School Board Association	2,167	40.3%	873
<b>Total for Entity</b>	<b>\$3,534</b>		<b>\$1,420</b>
<b>I.S.D. # 592 - Climax</b>			
Minnesota School Board Association	1,784	40.3%	719
<b>Total for Entity</b>	<b>\$1,784</b>		<b>\$719</b>
<b>I.S.D. # 593 - Crookston</b>			
Minnesota Rural Education Association	2,400	40.0%	960
Minnesota School Board Association	3,978	40.3%	1,603
<b>Total for Entity</b>	<b>\$6,378</b>		<b>\$2,563</b>
<b>I.S.D. # 595 - East Grand Forks</b>			
Minnesota Rural Education Association	2,400	40.0%	960
Minnesota School Board Association	4,824	40.3%	1,944
<b>Total for Entity</b>	<b>\$7,224</b>		<b>\$2,904</b>
<b>I.S.D. # 599 - Fertile-Beltrami</b>			
Minnesota Rural Education Association	1,539	40.0%	616
Minnesota School Board Association	2,476	40.3%	998
<b>Total for Entity</b>	<b>\$4,015</b>		<b>\$1,614</b>

**Table 5**  
**2011 Lobbying Expenditures Paid With Association Dues**  
**Listed by Entity**

<b>Name of Entity (County)</b> <b>Association Name</b>	<b>Total Local Government Dues</b>	<b>Proportion of Dues Used for Lobbying</b>	<b>Total Dues Used for Lobbying</b>
<b>I.S.D. # 6 - South Saint Paul</b>			
Association of Metropolitan School Districts, Inc.	8,314	71.0%	5,903
Minnesota School Board Association	6,813	40.3%	2,746
<b>Total for Entity</b>	<b>\$15,127</b>		<b>\$8,649</b>
<b>I.S.D. # 600 - Fisher</b>			
Minnesota Rural Education Association	1,298	40.0%	519
Minnesota School Board Association	2,048	40.3%	825
<b>Total for Entity</b>	<b>\$3,346</b>		<b>\$1,344</b>
<b>I.S.D. # 601 - Fosston</b>			
Minnesota Rural Education Association	1,761	40.0%	704
Minnesota School Board Association	2,887	40.3%	1,163
<b>Total for Entity</b>	<b>\$4,648</b>		<b>\$1,867</b>
<b>I.S.D. # 611 - Cyrus</b>			
Minnesota Rural Education Association	1,123	40.0%	449
Minnesota School Board Association	1,680	40.3%	677
<b>Total for Entity</b>	<b>\$2,803</b>		<b>\$1,126</b>
<b>I.S.D. # 621 - Mounds View</b>			
Association of Metropolitan School Districts, Inc.	12,391	71.0%	8,798
Minnesota School Board Association	11,895	40.3%	4,794
<b>Total for Entity</b>	<b>\$24,286</b>		<b>\$13,592</b>
<b>I.S.D. # 622 - North Saint Paul-Maplewood</b>			
Association of Metropolitan School Districts, Inc.	13,138	71.0%	9,328
Minnesota School Board Association	12,255	40.3%	4,939
<b>Total for Entity</b>	<b>\$25,393</b>		<b>\$14,267</b>
<b>I.S.D. # 623 - Roseville</b>			
Association of Metropolitan School Districts, Inc.	10,354	71.0%	7,351
Minnesota School Board Association	9,942	40.3%	4,007
<b>Total for Entity</b>	<b>\$20,296</b>		<b>\$11,358</b>

**Table 5**  
**2011 Lobbying Expenditures Paid With Association Dues**  
**Listed by Entity**

<b>Name of Entity (County)</b> <b>Association Name</b>	<b>Total Local Government Dues</b>	<b>Proportion of Dues Used for Lobbying</b>	<b>Total Dues Used for Lobbying</b>
<b>I.S.D. # 624 - White Bear Lake</b>			
Association of Metropolitan School Districts, Inc.	11,467	71.0%	8,142
Minnesota School Board Association	10,957	40.3%	4,416
<b>Total for Entity</b>	<b>\$22,424</b>		<b>\$12,558</b>
<b>I.S.D. # 625 - Saint Paul</b>			
Association of Metropolitan School Districts, Inc.	10,928	71.0%	7,759
Minnesota School Board Association	14,383	40.3%	5,796
<b>Total for Entity</b>	<b>\$25,311</b>		<b>\$13,555</b>
<b>I.S.D. # 627 - Oklee</b>			
Minnesota School Board Association	1,900	40.3%	766
<b>Total for Entity</b>	<b>\$1,900</b>		<b>\$766</b>
<b>I.S.D. # 628 - Plummer</b>			
Minnesota Rural Education Association	1,181	40.0%	472
Minnesota School Board Association	1,802	40.3%	726
<b>Total for Entity</b>	<b>\$2,983</b>		<b>\$1,198</b>
<b>I.S.D. # 630 - Red Lake Falls</b>			
Minnesota Rural Education Association	1,429	40.0%	572
Minnesota School Board Association	2,317	40.3%	934
<b>Total for Entity</b>	<b>\$3,746</b>		<b>\$1,506</b>
<b>I.S.D. # 635 - Milroy</b>			
Minnesota School Board Association	1,642	40.3%	662
<b>Total for Entity</b>	<b>\$1,642</b>		<b>\$662</b>
<b>I.S.D. # 640 - Wabasso</b>			
Minnesota School Board Association	2,377	40.3%	958
<b>Total for Entity</b>	<b>\$2,377</b>		<b>\$958</b>
<b>I.S.D. # 656 - Faribault</b>			
Minnesota School Board Association	7,449	40.3%	3,002
Schools for Equity in Education	4,250	84.1%	3,574
<b>Total for Entity</b>	<b>\$11,699</b>		<b>\$6,576</b>

**Table 5**  
**2011 Lobbying Expenditures Paid With Association Dues**  
**Listed by Entity**

<b>Name of Entity (County)</b> <b>Association Name</b>	<b>Total Local Government Dues</b>	<b>Proportion of Dues Used for Lobbying</b>	<b>Total Dues Used for Lobbying</b>
<b>I.S.D. # 659 - Northfield</b>			
Minnesota School Board Association	7,277	40.3%	2,933
Schools for Equity in Education	4,213	84.1%	3,543
<b>Total for Entity</b>	<b>\$11,490</b>		<b>\$6,476</b>
<b>I.S.D. # 671 - Hills-Beaver Creek</b>			
Minnesota Rural Education Association	1,444	40.0%	578
Minnesota School Board Association	2,195	40.3%	885
<b>Total for Entity</b>	<b>\$3,639</b>		<b>\$1,463</b>
<b>I.S.D. # 676 - Badger</b>			
Minnesota Rural Education Association	1,257	40.0%	503
Minnesota School Board Association	1,979	40.3%	798
<b>Total for Entity</b>	<b>\$3,236</b>		<b>\$1,301</b>
<b>I.S.D. # 682 - Roseau</b>			
Minnesota Rural Education Association	2,400	40.0%	960
Minnesota School Board Association	3,955	40.3%	1,594
Schools for Equity in Education	1,618	84.1%	1,361
<b>Total for Entity</b>	<b>\$7,973</b>		<b>\$3,915</b>
<b>I.S.D. # 690 - Warroad</b>			
Minnesota Rural Education Association	2,293	40.0%	917
Minnesota School Board Association	3,713	40.3%	1,496
<b>Total for Entity</b>	<b>\$6,006</b>		<b>\$2,413</b>
<b>I.S.D. # 695 - Chisholm</b>			
Minnesota School Board Association	3,093	40.3%	1,246
Range Association of Municipalities and Schools	1,250	57.3%	716
<b>Total for Entity</b>	<b>\$4,343</b>		<b>\$1,962</b>
<b>I.S.D. # 696 - Ely</b>			
Minnesota School Board Association	2,641	40.3%	1,064
Range Association of Municipalities and Schools	1,250	57.3%	716
<b>Total for Entity</b>	<b>\$3,891</b>		<b>\$1,780</b>

**Table 5**  
**2011 Lobbying Expenditures Paid With Association Dues**  
**Listed by Entity**

<b>Name of Entity (County)</b> <b>Association Name</b>	<b>Total Local Government Dues</b>	<b>Proportion of Dues Used for Lobbying</b>	<b>Total Dues Used for Lobbying</b>
<b>I.S.D. # 698 - Floodwood</b>			
Minnesota School Board Association	2,212	40.3%	891
<b>Total for Entity</b>	<b>\$2,212</b>		<b>\$891</b>
<b>I.S.D. # 700 - Hermantown</b>			
Consortium for Legislation for Lake Superior Schools	2,655	100.0%	2,655
Minnesota School Board Association	5,255	40.3%	2,118
<b>Total for Entity</b>	<b>\$7,910</b>		<b>\$4,773</b>
<b>I.S.D. # 701 - Hibbing</b>			
Minnesota School Board Association	5,643	40.3%	2,274
Range Association of Municipalities and Schools	1,750	57.3%	1,003
<b>Total for Entity</b>	<b>\$7,393</b>		<b>\$3,277</b>
<b>I.S.D. # 704 - Proctor</b>			
Consortium for Legislation for Lake Superior Schools	2,386	100.0%	2,386
Minnesota School Board Association	4,834	40.3%	1,948
<b>Total for Entity</b>	<b>\$7,220</b>		<b>\$4,334</b>
<b>I.S.D. # 706 - Virginia</b>			
Minnesota Rural Education Association	2,400	40.0%	960
Minnesota School Board Association	4,591	40.3%	1,850
Range Association of Municipalities and Schools	1,750	57.3%	1,003
<b>Total for Entity</b>	<b>\$8,741</b>		<b>\$3,813</b>
<b>I.S.D. # 707 - Nett Lake</b>			
Minnesota School Board Association	1,754	40.3%	707
<b>Total for Entity</b>	<b>\$1,754</b>		<b>\$707</b>
<b>I.S.D. # 709 - Duluth</b>			
Minnesota School Board Association	11,648	40.3%	4,694
<b>Total for Entity</b>	<b>\$11,648</b>		<b>\$4,694</b>
<b>I.S.D. # 712 - Mountain Iron-Buhl</b>			
Minnesota School Board Association	2,625	40.3%	1,058
Range Association of Municipalities and Schools	1,250	57.3%	716
<b>Total for Entity</b>	<b>\$3,875</b>		<b>\$1,774</b>

**Table 5**  
**2011 Lobbying Expenditures Paid With Association Dues**  
**Listed by Entity**

<b>Name of Entity (County)</b> <b>Association Name</b>	<b>Total Local Government Dues</b>	<b>Proportion of Dues Used for Lobbying</b>	<b>Total Dues Used for Lobbying</b>
<b>I.S.D. # 716 - Belle Plaine</b>			
Minnesota School Board Association	4,519	40.3%	1,821
Schools for Equity in Education	2,092	84.1%	1,759
<b>Total for Entity</b>	<b>\$6,611</b>		<b>\$3,580</b>
<b>I.S.D. # 717 - Jordan</b>			
Minnesota School Board Association	4,722	40.3%	1,903
Schools for Equity in Education	2,119	84.1%	1,782
<b>Total for Entity</b>	<b>\$6,841</b>		<b>\$3,685</b>
<b>I.S.D. # 719 - Prior Lake-Savage Area Schools</b>			
Minnesota School Board Association	10,083	40.3%	4,063
Schools for Equity in Education	7,500	84.1%	6,308
<b>Total for Entity</b>	<b>\$17,583</b>		<b>\$10,371</b>
<b>I.S.D. # 720 - Shakopee</b>			
Association of Metropolitan School Districts, Inc.	10,988	71.0%	7,801
Minnesota School Board Association	9,855	40.3%	3,972
<b>Total for Entity</b>	<b>\$20,843</b>		<b>\$11,773</b>
<b>I.S.D. # 721 - New Prague Area Schools</b>			
Minnesota School Board Association	7,011	40.3%	2,825
Schools for Equity in Education	4,169	84.1%	3,506
<b>Total for Entity</b>	<b>\$11,180</b>		<b>\$6,331</b>
<b>I.S.D. # 726 - Becker</b>			
Minnesota School Board Association	6,146	40.3%	2,477
<b>Total for Entity</b>	<b>\$6,146</b>		<b>\$2,477</b>
<b>I.S.D. # 727 - Big Lake</b>			
Minnesota School Board Association	7,014	40.3%	2,827
Schools for Equity in Education	3,911	84.1%	3,289
<b>Total for Entity</b>	<b>\$10,925</b>		<b>\$6,116</b>

**Table 5**  
**2011 Lobbying Expenditures Paid With Association Dues**  
**Listed by Entity**

<b>Name of Entity (County)</b> <b>Association Name</b>	<b>Total Local Government Dues</b>	<b>Proportion of Dues Used for Lobbying</b>	<b>Total Dues Used for Lobbying</b>
<b>I.S.D. # 728 - Elk River</b>			
Association of Metropolitan School Districts, Inc.	14,374	71.0%	10,206
Minnesota School Board Association	12,474	40.3%	5,027
Schools for Equity in Education	10,568	84.1%	8,888
<b>Total for Entity</b>	<b>\$37,416</b>		<b>\$24,121</b>
<b>I.S.D. # 738 - Holdingford</b>			
Minnesota Rural Education Association	2,121	40.0%	848
Minnesota School Board Association	3,541	40.3%	1,427
<b>Total for Entity</b>	<b>\$5,662</b>		<b>\$2,275</b>
<b>I.S.D. # 739 - Kimball</b>			
Minnesota School Board Association	3,030	40.3%	1,221
Schools for Equity in Education	1,872	84.1%	1,574
<b>Total for Entity</b>	<b>\$4,902</b>		<b>\$2,795</b>
<b>I.S.D. # 740 - Melrose</b>			
Minnesota School Board Association	4,136	40.3%	1,667
Schools for Equity in Education	2,023	84.1%	1,701
<b>Total for Entity</b>	<b>\$6,159</b>		<b>\$3,368</b>
<b>I.S.D. # 741 - Paynesville</b>			
Minnesota School Board Association	3,581	40.3%	1,443
Schools for Equity in Education	1,953	84.1%	1,642
<b>Total for Entity</b>	<b>\$5,534</b>		<b>\$3,085</b>
<b>I.S.D. # 742 - Saint Cloud</b>			
Association of Metropolitan School Districts, Inc.	12,011	71.0%	8,528
Minnesota School Board Association	11,544	40.3%	4,652
<b>Total for Entity</b>	<b>\$23,555</b>		<b>\$13,180</b>
<b>I.S.D. # 743 - Sauk Centre</b>			
Minnesota School Board Association	3,576	40.3%	1,441
<b>Total for Entity</b>	<b>\$3,576</b>		<b>\$1,441</b>

**Table 5**  
**2011 Lobbying Expenditures Paid With Association Dues**  
**Listed by Entity**

<b>Name of Entity (County)</b> <b>Association Name</b>	<b>Total Local Government Dues</b>	<b>Proportion of Dues Used for Lobbying</b>	<b>Total Dues Used for Lobbying</b>
<b>I.S.D. # 745 - Albany</b>			
Minnesota School Board Association	4,576	40.3%	1,844
Schools for Equity in Education	2,116	84.1%	1,780
<b>Total for Entity</b>	<b>\$6,692</b>		<b>\$3,624</b>
<b>I.S.D. # 748 - Sartell-Saint Stephen</b>			
Minnesota School Board Association	6,782	40.3%	2,733
Schools for Equity in Education	3,946	84.1%	3,319
<b>Total for Entity</b>	<b>\$10,728</b>		<b>\$6,052</b>
<b>I.S.D. # 75 - Saint Clair</b>			
Minnesota Rural Education Association	1,678	40.0%	671
Minnesota School Board Association	2,735	40.3%	1,102
<b>Total for Entity</b>	<b>\$4,413</b>		<b>\$1,773</b>
<b>I.S.D. # 750 - Rocori</b>			
Minnesota School Board Association	5,436	40.3%	2,191
Schools for Equity in Education	2,447	84.1%	2,058
<b>Total for Entity</b>	<b>\$7,883</b>		<b>\$4,249</b>
<b>I.S.D. # 756 - Blooming Prairie</b>			
Minnesota School Board Association	2,969	40.3%	1,197
<b>Total for Entity</b>	<b>\$2,969</b>		<b>\$1,197</b>
<b>I.S.D. # 761 - Owatonna</b>			
Minnesota School Board Association	8,205	40.3%	3,307
Schools for Equity in Education	5,266	84.1%	4,429
<b>Total for Entity</b>	<b>\$13,471</b>		<b>\$7,736</b>
<b>I.S.D. # 763 - Medford</b>			
Minnesota School Board Association	3,053	40.3%	1,230
<b>Total for Entity</b>	<b>\$3,053</b>		<b>\$1,230</b>
<b>I.S.D. # 768 - Hancock</b>			
Minnesota Rural Education Association	1,289	40.0%	516
Minnesota School Board Association	2,023	40.3%	815
<b>Total for Entity</b>	<b>\$3,312</b>		<b>\$1,331</b>



**Table 5**  
**2011 Lobbying Expenditures Paid With Association Dues**  
**Listed by Entity**

<b>Name of Entity (County)</b> <b>Association Name</b>	<b>Total Local Government Dues</b>	<b>Proportion of Dues Used for Lobbying</b>	<b>Total Dues Used for Lobbying</b>
<b>I.S.D. # 769 - Morris</b>			
Minnesota School Board Association	3,353	40.3%	1,351
<b>Total for Entity</b>	<b>\$3,353</b>		<b>\$1,351</b>
<b>I.S.D. # 77 - Mankato</b>			
Minnesota School Board Association	10,249	40.3%	4,130
<b>Total for Entity</b>	<b>\$10,249</b>		<b>\$4,130</b>
<b>I.S.D. # 771 - Chokio-Alberta</b>			
Minnesota School Board Association	1,829	40.3%	737
<b>Total for Entity</b>	<b>\$1,829</b>		<b>\$737</b>
<b>I.S.D. # 775 - Kerkhoven-Murdock-Sunburg</b>			
Minnesota Rural Education Association	1,620	40.0%	648
Minnesota School Board Association	2,617	40.3%	1,055
<b>Total for Entity</b>	<b>\$4,237</b>		<b>\$1,703</b>
<b>I.S.D. # 777 - Benson</b>			
Minnesota School Board Association	3,439	40.3%	1,386
<b>Total for Entity</b>	<b>\$3,439</b>		<b>\$1,386</b>
<b>I.S.D. # 786 - Bertha-Hewitt</b>			
Minnesota Rural Education Association	1,507	40.0%	603
Minnesota School Board Association	2,487	40.3%	1,002
<b>Total for Entity</b>	<b>\$3,994</b>		<b>\$1,605</b>
<b>I.S.D. # 787 - Browerville</b>			
Minnesota Rural Education Association	1,536	40.0%	614
Minnesota School Board Association	2,543	40.3%	1,025
<b>Total for Entity</b>	<b>\$4,079</b>		<b>\$1,639</b>
<b>I.S.D. # 801 - Browns Valley</b>			
Minnesota Rural Education Association	1,127	40.0%	451
Minnesota School Board Association	1,724	40.3%	695
<b>Total for Entity</b>	<b>\$2,851</b>		<b>\$1,146</b>

**Table 5**  
**2011 Lobbying Expenditures Paid With Association Dues**  
**Listed by Entity**

<b>Name of Entity (County)</b> <b>Association Name</b>	<b>Total Local Government Dues</b>	<b>Proportion of Dues Used for Lobbying</b>	<b>Total Dues Used for Lobbying</b>
<b>I.S.D. # 803 - Wheaton Area Schools</b>			
Minnesota Rural Education Association	1,437	40.0%	575
Minnesota School Board Association	2,362	40.3%	952
<b>Total for Entity</b>	<b>\$3,799</b>		<b>\$1,527</b>
<b>I.S.D. # 81 - Comfrey</b>			
Minnesota School Board Association	1,812	40.3%	730
<b>Total for Entity</b>	<b>\$1,812</b>		<b>\$730</b>
<b>I.S.D. # 811 - Wabasha-Kellogg</b>			
Minnesota School Board Association	2,827	40.3%	1,139
<b>Total for Entity</b>	<b>\$2,827</b>		<b>\$1,139</b>
<b>I.S.D. # 813 - Lake City</b>			
Minnesota Rural Education Association	2,400	40.0%	960
Minnesota School Board Association	3,998	40.3%	1,611
<b>Total for Entity</b>	<b>\$6,398</b>		<b>\$2,571</b>
<b>I.S.D. # 818 - Verndale</b>			
Minnesota School Board Association	2,493	40.3%	1,005
<b>Total for Entity</b>	<b>\$2,493</b>		<b>\$1,005</b>
<b>I.S.D. # 820 - Sebeka</b>			
Minnesota Rural Education Association	1,576	40.0%	630
Minnesota School Board Association	2,578	40.3%	1,039
<b>Total for Entity</b>	<b>\$4,154</b>		<b>\$1,669</b>
<b>I.S.D. # 821 - Menahga</b>			
Minnesota Rural Education Association	1,883	40.0%	753
Minnesota School Board Association	3,092	40.3%	1,246
<b>Total for Entity</b>	<b>\$4,975</b>		<b>\$1,999</b>
<b>I.S.D. # 829 - Waseca</b>			
Minnesota School Board Association	4,981	40.3%	2,007
<b>Total for Entity</b>	<b>\$4,981</b>		<b>\$2,007</b>

**Table 5**  
**2011 Lobbying Expenditures Paid With Association Dues**  
**Listed by Entity**

<b>Name of Entity (County)</b> <b>Association Name</b>	<b>Total Local Government Dues</b>	<b>Proportion of Dues Used for Lobbying</b>	<b>Total Dues Used for Lobbying</b>
<b>I.S.D. # 831 - Forest Lake</b>			
Minnesota School Board Association	10,160	40.3%	4,094
Schools for Equity in Education	7,228	84.1%	6,079
<b>Total for Entity</b>	<b>\$17,388</b>		<b>\$10,173</b>
<b>I.S.D. # 832 - Mahtomedi</b>			
Association of Metropolitan School Districts, Inc.	8,096	71.0%	5,748
Minnesota School Board Association	6,708	40.3%	2,703
<b>Total for Entity</b>	<b>\$14,804</b>		<b>\$8,451</b>
<b>I.S.D. # 833 - South Washington County</b>			
Association of Metropolitan School Districts, Inc.	1,000	71.0%	710
Minnesota School Board Association	13,575	40.3%	5,471
Schools for Equity in Education	11,586	84.1%	9,744
<b>Total for Entity</b>	<b>\$26,161</b>		<b>\$15,925</b>
<b>I.S.D. # 834 - Stillwater</b>			
Association of Metropolitan School Districts, Inc.	12,374	71.0%	8,786
Minnesota School Board Association	11,243	40.3%	4,531
Schools for Equity in Education	8,814	84.1%	7,413
<b>Total for Entity</b>	<b>\$32,431</b>		<b>\$20,730</b>
<b>I.S.D. # 836 - Butterfield</b>			
Minnesota School Board Association	2,003	40.3%	807
<b>Total for Entity</b>	<b>\$2,003</b>		<b>\$807</b>
<b>I.S.D. # 837 - Madelia</b>			
Minnesota School Board Association	2,672	40.3%	1,077
<b>Total for Entity</b>	<b>\$2,672</b>		<b>\$1,077</b>
<b>I.S.D. # 84 - Sleepy Eye</b>			
Minnesota Rural Education Association	1,650	40.0%	660
Minnesota School Board Association	2,729	40.3%	1,100
<b>Total for Entity</b>	<b>\$4,379</b>		<b>\$1,760</b>

**Table 5**  
**2011 Lobbying Expenditures Paid With Association Dues**  
**Listed by Entity**

<b>Name of Entity (County)</b> <b>Association Name</b>	<b>Total Local Government Dues</b>	<b>Proportion of Dues Used for Lobbying</b>	<b>Total Dues Used for Lobbying</b>
<b>I.S.D. # 840 - Saint James</b>			
Minnesota Rural Education Association	566	40.0%	226
Minnesota School Board Association	3,761	40.3%	1,516
<b>Total for Entity</b>	<b>\$4,327</b>		<b>\$1,742</b>
<b>I.S.D. # 846 - Breckenridge</b>			
Minnesota School Board Association	3,167	40.3%	1,276
<b>Total for Entity</b>	<b>\$3,167</b>		<b>\$1,276</b>
<b>I.S.D. # 85 - Springfield</b>			
Minnesota Rural Education Association	1,665	40.0%	666
Minnesota School Board Association	2,719	40.3%	1,096
<b>Total for Entity</b>	<b>\$4,384</b>		<b>\$1,762</b>
<b>I.S.D. # 850 - Rothsay</b>			
Minnesota Rural Education Association	1,223	40.0%	489
Minnesota School Board Association	1,925	40.3%	776
<b>Total for Entity</b>	<b>\$3,148</b>		<b>\$1,265</b>
<b>I.S.D. # 852 - Campbell-Tintah</b>			
Minnesota School Board Association	1,747	40.3%	704
<b>Total for Entity</b>	<b>\$1,747</b>		<b>\$704</b>
<b>I.S.D. # 857 - Lewiston-Altura</b>			
Minnesota Rural Education Association	1,880	40.0%	752
Minnesota School Board Association	3,032	40.3%	1,222
<b>Total for Entity</b>	<b>\$4,912</b>		<b>\$1,974</b>
<b>I.S.D. # 858 - Saint Charles</b>			
Minnesota Rural Education Association	2,148	40.0%	859
Minnesota School Board Association	3,529	40.3%	1,422
<b>Total for Entity</b>	<b>\$5,677</b>		<b>\$2,281</b>
<b>I.S.D. # 861 - Winona Area Public Schools</b>			
Minnesota School Board Association	6,900	40.3%	2,781
<b>Total for Entity</b>	<b>\$6,900</b>		<b>\$2,781</b>

**Table 5**  
**2011 Lobbying Expenditures Paid With Association Dues**  
**Listed by Entity**

<b>Name of Entity (County)</b> <b>Association Name</b>	<b>Total Local Government Dues</b>	<b>Proportion of Dues Used for Lobbying</b>	<b>Total Dues Used for Lobbying</b>
<b>I.S.D. # 876 - Annandale</b>			
Minnesota School Board Association	4,775	40.3%	1,924
Schools for Equity in Education	2,120	84.1%	1,783
<b>Total for Entity</b>	<b>\$6,895</b>		<b>\$3,707</b>
<b>I.S.D. # 877 - Buffalo</b>			
Minnesota School Board Association	9,239	40.3%	3,723
Schools for Equity in Education	6,240	84.1%	5,248
<b>Total for Entity</b>	<b>\$15,479</b>		<b>\$8,971</b>
<b>I.S.D. # 879 - Delano</b>			
Minnesota School Board Association	5,558	40.3%	2,240
Schools for Equity in Education	2,701	84.1%	2,272
<b>Total for Entity</b>	<b>\$8,259</b>		<b>\$4,512</b>
<b>I.S.D. # 88 - New Ulm</b>			
Minnesota School Board Association	5,335	40.3%	2,150
<b>Total for Entity</b>	<b>\$5,335</b>		<b>\$2,150</b>
<b>I.S.D. # 881 - Maple Lake</b>			
Minnesota School Board Association	3,476	40.3%	1,401
Schools for Equity in Education	1,948	84.1%	1,638
<b>Total for Entity</b>	<b>\$5,424</b>		<b>\$3,039</b>
<b>I.S.D. # 882 - Monticello</b>			
Minnesota School Board Association	7,335	40.3%	2,956
Schools for Equity in Education	4,386	84.1%	3,689
<b>Total for Entity</b>	<b>\$11,721</b>		<b>\$6,645</b>
<b>I.S.D. # 883 - Rockford</b>			
Minnesota School Board Association	4,534	40.3%	1,827
Schools for Equity in Education	2,082	84.1%	1,751
<b>Total for Entity</b>	<b>\$6,616</b>		<b>\$3,578</b>
<b>I.S.D. # 885 - Saint Michael-Albertville</b>			
Minnesota School Board Association	8,165	40.3%	3,290
Schools for Equity in Education	5,735	84.1%	4,823
<b>Total for Entity</b>	<b>\$13,900</b>		<b>\$8,113</b>

**Table 5**  
**2011 Lobbying Expenditures Paid With Association Dues**  
**Listed by Entity**

<b>Name of Entity (County)</b> <b>Association Name</b>	<b>Total Local Government Dues</b>	<b>Proportion of Dues Used for Lobbying</b>	<b>Total Dues Used for Lobbying</b>
<b>I.S.D. # 891 - Canby</b>			
Minnesota Rural Education Association	1,615	40.0%	646
Minnesota School Board Association	2,543	40.3%	1,025
<b>Total for Entity</b>	<b>\$4,158</b>		<b>\$1,671</b>
<b>I.S.D. # 91 - Barnum</b>			
Consortium for Legislation for Lake Superior Schools	1,360	100.0%	1,360
Minnesota School Board Association	3,004	40.3%	1,211
<b>Total for Entity</b>	<b>\$4,364</b>		<b>\$2,571</b>
<b>I.S.D. # 911 - Cambridge-Isanti</b>			
Minnesota School Board Association	8,641	40.3%	3,482
Schools for Equity in Education	5,534	84.1%	4,654
<b>Total for Entity</b>	<b>\$14,175</b>		<b>\$8,136</b>
<b>I.S.D. # 912 - Milaca</b>			
Minnesota School Board Association	4,969	40.3%	2,003
Schools for Equity in Education	2,231	84.1%	1,876
<b>Total for Entity</b>	<b>\$7,200</b>		<b>\$3,879</b>
<b>I.S.D. # 914 - Ulen-Hitterdal</b>			
Minnesota Rural Education Association	1,334	40.0%	534
Minnesota School Board Association	2,082	40.3%	839
<b>Total for Entity</b>	<b>\$3,416</b>		<b>\$1,373</b>
<b>I.S.D. # 93 - Carlton</b>			
Consortium for Legislation for Lake Superior Schools	1,176	100.0%	1,176
Minnesota School Board Association	2,709	40.3%	1,092
<b>Total for Entity</b>	<b>\$3,885</b>		<b>\$2,268</b>
<b>I.S.D. # 94 - Cloquet</b>			
Consortium for Legislation for Lake Superior Schools	3,141	100.0%	3,141
Minnesota School Board Association	5,979	40.3%	2,410
<b>Total for Entity</b>	<b>\$9,120</b>		<b>\$5,551</b>

**Table 5**  
**2011 Lobbying Expenditures Paid With Association Dues**  
**Listed by Entity**

<b>Name of Entity (County)</b> <b>Association Name</b>	<b>Total Local Government Dues</b>	<b>Proportion of Dues Used for Lobbying</b>	<b>Total Dues Used for Lobbying</b>
<b>I.S.D. # 95 - Cromwell-Wright</b>			
Consortium for Legislation for Lake Superior Schools	944	100.0%	944
Minnesota School Board Association	2,139	40.3%	862
<b>Total for Entity</b>	<b>\$3,083</b>		<b>\$1,806</b>
<b>I.S.D. # 97 - Moose Lake</b>			
Consortium for Legislation for Lake Superior Schools	1,357	100.0%	1,357
Minnesota School Board Association	3,015	40.3%	1,215
<b>Total for Entity</b>	<b>\$4,372</b>		<b>\$2,572</b>
<b>I.S.D. # 99 - Esko</b>			
Consortium for Legislation for Lake Superior Schools	1,782	100.0%	1,782
Minnesota School Board Association	3,771	40.3%	1,520
<b>Total for Entity</b>	<b>\$5,553</b>		<b>\$3,302</b>
<b>Ida Township (Douglas)</b>			
Minnesota Association of Townships	665	7.0%	47
<b>Total for Entity</b>	<b>\$665</b>		<b>\$47</b>
<b>Ideal Township (Crow Wing)</b>			
Minnesota Association of Townships	559	7.0%	39
<b>Total for Entity</b>	<b>\$559</b>		<b>\$39</b>
<b>Idun Township (Aitkin)</b>			
Minnesota Association of Townships	324	7.0%	23
<b>Total for Entity</b>	<b>\$324</b>		<b>\$23</b>
<b>Indian Lake Township (Nobles)</b>			
Minnesota Association of Townships	325	7.0%	23
<b>Total for Entity</b>	<b>\$325</b>		<b>\$23</b>
<b>Industrial Township (Saint Louis)</b>			
Minnesota Association of Townships	479	7.0%	34
<b>Total for Entity</b>	<b>\$479</b>		<b>\$34</b>
<b>Inguadona Township (Cass)</b>			
Minnesota Association of Townships	312	7.0%	22
<b>Total for Entity</b>	<b>\$312</b>		<b>\$22</b>

**Table 5**  
**2011 Lobbying Expenditures Paid With Association Dues**  
**Listed by Entity**

<b>Name of Entity (County)</b> <b>Association Name</b>	<b>Total Local Government Dues</b>	<b>Proportion of Dues Used for Lobbying</b>	<b>Total Dues Used for Lobbying</b>
<b>Inman Township (Otter Tail)</b>			
Minnesota Association of Townships	414	7.0%	29
<b>Total for Entity</b>	<b>\$414</b>		<b>\$29</b>
<b>Intermediate School District 287</b>			
Association of Metropolitan School Districts, Inc.	6,567	71.0%	4,663
Minnesota School Board Association	8,302	40.3%	3,346
<b>Total for Entity</b>	<b>\$14,869</b>		<b>\$8,009</b>
<b>Intermediate School District 917</b>			
Association of Metropolitan School Districts, Inc.	3,250	71.0%	2,308
Minnesota School Board Association	4,144	40.3%	1,670
<b>Total for Entity</b>	<b>\$7,394</b>		<b>\$3,978</b>
<b>Iona Township (Murray)</b>			
Minnesota Association of Townships	310	7.0%	22
<b>Total for Entity</b>	<b>\$310</b>		<b>\$22</b>
<b>Iona Township (Todd)</b>			
Minnesota Association of Townships	435	7.0%	30
<b>Total for Entity</b>	<b>\$435</b>		<b>\$30</b>
<b>Iosco Township (Waseca)</b>			
Minnesota Association of Townships	463	7.0%	32
<b>Total for Entity</b>	<b>\$463</b>		<b>\$32</b>
<b>Iron Range Township (Itasca)</b>			
Minnesota Association of Townships	420	7.0%	29
<b>Total for Entity</b>	<b>\$420</b>		<b>\$29</b>
<b>Irondale Township (Crow Wing)</b>			
Minnesota Association of Townships	673	7.0%	47
<b>Total for Entity</b>	<b>\$673</b>		<b>\$47</b>
<b>Irving Township (Kandiyohi)</b>			
Minnesota Association of Townships	525	7.0%	37
<b>Total for Entity</b>	<b>\$525</b>		<b>\$37</b>



**Table 5**  
**2011 Lobbying Expenditures Paid With Association Dues**  
**Listed by Entity**

Name of Entity (County) Association Name	Total Local Government Dues	Proportion of Dues Used for Lobbying	Total Dues Used for Lobbying
<b>Isanti County</b>			
Association of Minnesota Counties	13,864	22.6%	3,133
<b>Total for Entity</b>	<b>\$13,864</b>		<b>\$3,133</b>
<b>Isanti Soil and Water Conservation District</b>			
Minnesota Association of Soil & Water Conservation Districts	1,375	27.6%	380
<b>Total for Entity</b>	<b>\$1,375</b>		<b>\$380</b>
<b>Isanti Township (Isanti)</b>			
Minnesota Association of Townships	972	7.0%	68
<b>Total for Entity</b>	<b>\$972</b>		<b>\$68</b>
<b>Island Lake Township (Lyon)</b>			
Minnesota Association of Townships	306	7.0%	21
<b>Total for Entity</b>	<b>\$306</b>		<b>\$21</b>
<b>Island Lake Township (Mahnomen)</b>			
Minnesota Association of Townships	318	7.0%	22
<b>Total for Entity</b>	<b>\$318</b>		<b>\$22</b>
<b>Isle Harbor Township (Mille Lacs)</b>			
Minnesota Association of Townships	478	7.0%	33
<b>Total for Entity</b>	<b>\$478</b>		<b>\$33</b>
<b>Itasca County</b>			
Arrowhead Counties Association	2,400	64.0%	1,536
Association of Minnesota Counties	15,766	22.6%	3,563
Minnesota Rural Counties Caucus	2,100	50.0%	1,050
<b>Total for Entity</b>	<b>\$20,266</b>		<b>\$6,149</b>
<b>Itasca County Soil and Water Conservation District</b>			
Minnesota Association of Soil & Water Conservation Districts	2,795	27.6%	771
<b>Total for Entity</b>	<b>\$2,795</b>		<b>\$771</b>
<b>Itasca Township (Clearwater)</b>			
Minnesota Association of Townships	299	7.0%	21
<b>Total for Entity</b>	<b>\$299</b>		<b>\$21</b>

**Table 5**  
**2011 Lobbying Expenditures Paid With Association Dues**  
**Listed by Entity**

<b>Name of Entity (County)</b> <b>Association Name</b>	<b>Total Local Government Dues</b>	<b>Proportion of Dues Used for Lobbying</b>	<b>Total Dues Used for Lobbying</b>
<b>Jackson County</b>			
Association of Minnesota Counties	6,957	22.6%	1,572
<b>Total for Entity</b>	<b>\$6,957</b>		<b>\$1,572</b>
<b>Jackson Soil and Water Conservation District</b>			
Minnesota Association of Soil & Water Conservation Districts	1,895	27.6%	523
<b>Total for Entity</b>	<b>\$1,895</b>		<b>\$523</b>
<b>Jackson Township (Scott)</b>			
Minnesota Association of Townships	767	7.0%	54
<b>Total for Entity</b>	<b>\$767</b>		<b>\$54</b>
<b>Jadis Township (Roseau)</b>			
Minnesota Association of Townships	463	7.0%	32
<b>Total for Entity</b>	<b>\$463</b>		<b>\$32</b>
<b>Jamestown Township (Blue Earth)</b>			
Minnesota Association of Townships	486	7.0%	34
<b>Total for Entity</b>	<b>\$486</b>		<b>\$34</b>
<b>Janesville Township (Waseca)</b>			
Minnesota Association of Townships	443	7.0%	31
<b>Total for Entity</b>	<b>\$443</b>		<b>\$31</b>
<b>Jay Township (Martin)</b>			
Minnesota Association of Townships	396	7.0%	28
<b>Total for Entity</b>	<b>\$396</b>		<b>\$28</b>
<b>Jefferson Township (Houston)</b>			
Minnesota Association of Townships	298	7.0%	21
<b>Total for Entity</b>	<b>\$298</b>		<b>\$21</b>
<b>Jenkins Township (Crow Wing)</b>			
Minnesota Association of Townships	431	7.0%	30
<b>Total for Entity</b>	<b>\$431</b>		<b>\$30</b>
<b>Jessenland Township (Sibley)</b>			
Minnesota Association of Townships	442	7.0%	31
<b>Total for Entity</b>	<b>\$442</b>		<b>\$31</b>

**Table 5**  
**2011 Lobbying Expenditures Paid With Association Dues**  
**Listed by Entity**

<b>Name of Entity (County)</b> <b>Association Name</b>	<b>Total Local Government Dues</b>	<b>Proportion of Dues Used for Lobbying</b>	<b>Total Dues Used for Lobbying</b>
<b>Jevne Township (Aitkin)</b>			
Minnesota Association of Townships	406	7.0%	28
<b>Total for Entity</b>	<b>\$406</b>		<b>\$28</b>
<b>Jo Daviess Township (Faribault)</b>			
Minnesota Association of Townships	325	7.0%	23
<b>Total for Entity</b>	<b>\$325</b>		<b>\$23</b>
<b>Joe River Watershed District</b>			
Minnesota Association of Watershed Districts	226	27.4%	62
<b>Total for Entity</b>	<b>\$226</b>		<b>\$62</b>
<b>Johnson Township (Polk)</b>			
Minnesota Association of Townships	282	7.0%	20
<b>Total for Entity</b>	<b>\$282</b>		<b>\$20</b>
<b>Johnsonville Township (Redwood)</b>			
Minnesota Association of Townships	300	7.0%	21
<b>Total for Entity</b>	<b>\$300</b>		<b>\$21</b>
<b>Jones Township (Beltrami)</b>			
Minnesota Association of Townships	405	7.0%	28
<b>Total for Entity</b>	<b>\$405</b>		<b>\$28</b>
<b>Jordan Township (Fillmore)</b>			
Minnesota Association of Townships	427	7.0%	30
<b>Total for Entity</b>	<b>\$427</b>		<b>\$30</b>
<b>Judson Township (Blue Earth)</b>			
Minnesota Association of Townships	460	7.0%	32
<b>Total for Entity</b>	<b>\$460</b>		<b>\$32</b>
<b>Jupiter Township (Kittson)</b>			
Minnesota Association of Townships	293	7.0%	21
<b>Total for Entity</b>	<b>\$293</b>		<b>\$21</b>
<b>Kabetogama Township (Saint Louis)</b>			
Minnesota Association of Townships	300	7.0%	21
<b>Total for Entity</b>	<b>\$300</b>		<b>\$21</b>

**Table 5**  
**2011 Lobbying Expenditures Paid With Association Dues**  
**Listed by Entity**

<b>Name of Entity (County)</b> <b>Association Name</b>	<b>Total Local Government Dues</b>	<b>Proportion of Dues Used for Lobbying</b>	<b>Total Dues Used for Lobbying</b>
<b>Kalevala Township (Carlton)</b>			
Minnesota Association of Townships	417	7.0%	29
<b>Total for Entity</b>	<b>\$417</b>		<b>\$29</b>
<b>Kalmar Township (Olmsted)</b>			
Minnesota Association of Townships	668	7.0%	47
<b>Total for Entity</b>	<b>\$668</b>		<b>\$47</b>
<b>Kanabec County</b>			
Association of Minnesota Counties	7,726	22.6%	1,746
<b>Total for Entity</b>	<b>\$7,726</b>		<b>\$1,746</b>
<b>Kanabec Soil and Water Conservation District</b>			
Minnesota Association of Soil & Water Conservation Districts	1,895	27.6%	523
<b>Total for Entity</b>	<b>\$1,895</b>		<b>\$523</b>
<b>Kanabec Township (Kanabec)</b>			
Minnesota Association of Townships	550	7.0%	38
<b>Total for Entity</b>	<b>\$550</b>		<b>\$38</b>
<b>Kanaranzi Township (Rock)</b>			
Minnesota Association of Townships	405	7.0%	28
<b>Total for Entity</b>	<b>\$405</b>		<b>\$28</b>
<b>Kanaranzi-Little Rock Watershed District</b>			
League of Minnesota Cities	1,488	10.5%	156
Minnesota Association of Watershed Districts	1,323	27.4%	363
<b>Total for Entity</b>	<b>\$2,811</b>		<b>\$519</b>
<b>Kandiyohi County</b>			
Association of Minnesota Counties	14,728	22.6%	3,329
<b>Total for Entity</b>	<b>\$14,728</b>		<b>\$3,329</b>
<b>Kandiyohi Soil and Water Conservation District</b>			
Minnesota Association of Soil & Water Conservation Districts	2,795	27.6%	771
<b>Total for Entity</b>	<b>\$2,795</b>		<b>\$771</b>
<b>Kandiyohi Township (Kandiyohi)</b>			
Minnesota Association of Townships	460	7.0%	32
<b>Total for Entity</b>	<b>\$460</b>		<b>\$32</b>

**Table 5**  
**2011 Lobbying Expenditures Paid With Association Dues**  
**Listed by Entity**

<b>Name of Entity (County)</b> <b>Association Name</b>	<b>Total Local Government Dues</b>	<b>Proportion of Dues Used for Lobbying</b>	<b>Total Dues Used for Lobbying</b>
<b>Kandota Township (Todd)</b>			
Minnesota Association of Townships	498	7.0%	35
<b>Total for Entity</b>	<b>\$498</b>		<b>\$35</b>
<b>Kasota Township (Le Sueur)</b>			
Minnesota Association of Townships	739	7.0%	52
<b>Total for Entity</b>	<b>\$739</b>		<b>\$52</b>
<b>Kathio Township (Mille Lacs)</b>			
Minnesota Association of Townships	740	7.0%	52
<b>Total for Entity</b>	<b>\$740</b>		<b>\$52</b>
<b>Keene Township (Clay)</b>			
Minnesota Association of Townships	296	7.0%	21
<b>Total for Entity</b>	<b>\$296</b>		<b>\$21</b>
<b>Kego Township (Cass)</b>			
Minnesota Association of Townships	447	7.0%	31
<b>Total for Entity</b>	<b>\$447</b>		<b>\$31</b>
<b>Kelliher Township (Beltrami)</b>			
Minnesota Association of Townships	308	7.0%	22
<b>Total for Entity</b>	<b>\$308</b>		<b>\$22</b>
<b>Kelsey Township (Saint Louis)</b>			
Minnesota Association of Townships	295	7.0%	21
<b>Total for Entity</b>	<b>\$295</b>		<b>\$21</b>
<b>Kelso Township (Sibley)</b>			
Minnesota Association of Townships	412	7.0%	29
<b>Total for Entity</b>	<b>\$412</b>		<b>\$29</b>
<b>Kenyon Township (Goodhue)</b>			
Minnesota Association of Townships	433	7.0%	30
<b>Total for Entity</b>	<b>\$433</b>		<b>\$30</b>
<b>Kerkhoven Township (Swift)</b>			
Minnesota Association of Townships	399	7.0%	28
<b>Total for Entity</b>	<b>\$399</b>		<b>\$28</b>

**Table 5**  
**2011 Lobbying Expenditures Paid With Association Dues**  
**Listed by Entity**

<b>Name of Entity (County)</b> <b>Association Name</b>	<b>Total Local Government Dues</b>	<b>Proportion of Dues Used for Lobbying</b>	<b>Total Dues Used for Lobbying</b>
<b>Kerrick Township (Pine)</b>			
Minnesota Association of Townships	400	7.0%	28
<b>Total for Entity</b>	<b>\$400</b>		<b>\$28</b>
<b>Kertsonville Township (Polk)</b>			
Minnesota Association of Townships	289	7.0%	20
<b>Total for Entity</b>	<b>\$289</b>		<b>\$20</b>
<b>Kettle River Township (Pine)</b>			
Minnesota Association of Townships	456	7.0%	32
<b>Total for Entity</b>	<b>\$456</b>		<b>\$32</b>
<b>Keystone Township (Polk)</b>			
Minnesota Association of Townships	289	7.0%	20
<b>Total for Entity</b>	<b>\$289</b>		<b>\$20</b>
<b>Kiester Township (Faribault)</b>			
Minnesota Association of Townships	403	7.0%	28
<b>Total for Entity</b>	<b>\$403</b>		<b>\$28</b>
<b>Kildare Township (Swift)</b>			
Minnesota Association of Townships	310	7.0%	22
<b>Total for Entity</b>	<b>\$310</b>		<b>\$22</b>
<b>Kilkenny Township (Le Sueur)</b>			
Minnesota Association of Townships	422	7.0%	30
<b>Total for Entity</b>	<b>\$422</b>		<b>\$30</b>
<b>Kimball Township (Jackson)</b>			
Minnesota Association of Townships	300	7.0%	21
<b>Total for Entity</b>	<b>\$300</b>		<b>\$21</b>
<b>Kimberly Township (Aitkin)</b>			
Minnesota Association of Townships	323	7.0%	23
<b>Total for Entity</b>	<b>\$323</b>		<b>\$23</b>
<b>King Township (Polk)</b>			
Minnesota Association of Townships	311	7.0%	22
<b>Total for Entity</b>	<b>\$311</b>		<b>\$22</b>

**Table 5**  
**2011 Lobbying Expenditures Paid With Association Dues**  
**Listed by Entity**

<b>Name of Entity (County)</b> <b>Association Name</b>	<b>Total Local Government Dues</b>	<b>Proportion of Dues Used for Lobbying</b>	<b>Total Dues Used for Lobbying</b>
<b>Kinghurst Township (Itasca)</b>			
Minnesota Association of Townships	293	7.0%	21
<b>Total for Entity</b>	<b>\$293</b>		<b>\$21</b>
<b>Kingman Township (Renville)</b>			
Minnesota Association of Townships	321	7.0%	22
<b>Total for Entity</b>	<b>\$321</b>		<b>\$22</b>
<b>Kingston Township (Meeker)</b>			
Minnesota Association of Townships	702	7.0%	49
<b>Total for Entity</b>	<b>\$702</b>		<b>\$49</b>
<b>Kintire Township (Redwood)</b>			
Minnesota Association of Townships	310	7.0%	22
<b>Total for Entity</b>	<b>\$310</b>		<b>\$22</b>
<b>Kittson County</b>			
Association of Minnesota Counties	4,107	22.6%	928
Minnesota Rural Counties Caucus	2,100	50.0%	1,050
<b>Total for Entity</b>	<b>\$6,207</b>		<b>\$1,978</b>
<b>Kittson Soil and Water Conservation District</b>			
Minnesota Association of Soil & Water Conservation Districts	1,895	27.6%	523
<b>Total for Entity</b>	<b>\$1,895</b>		<b>\$523</b>
<b>Knife Lake Township (Kanabec)</b>			
Minnesota Association of Townships	644	7.0%	45
<b>Total for Entity</b>	<b>\$644</b>		<b>\$45</b>
<b>Knife River-Larsmont Sanitary District</b>			
League of Minnesota Cities	1,364	10.5%	143
<b>Total for Entity</b>	<b>\$1,364</b>		<b>\$143</b>
<b>Knute Township (Polk)</b>			
Minnesota Association of Townships	455	7.0%	32
<b>Total for Entity</b>	<b>\$455</b>		<b>\$32</b>

**Table 5**  
**2011 Lobbying Expenditures Paid With Association Dues**  
**Listed by Entity**

<b>Name of Entity (County)</b> <b>Association Name</b>	<b>Total Local Government Dues</b>	<b>Proportion of Dues Used for Lobbying</b>	<b>Total Dues Used for Lobbying</b>
<b>Koochiching County</b>			
Arrowhead Counties Association	2,400	64.0%	1,536
Association of Minnesota Counties	6,477	22.6%	1,464
Minnesota Rural Counties Caucus	2,100	50.0%	1,050
<b>Total for Entity</b>	<b>\$10,977</b>		<b>\$4,050</b>
<b>Koochiching Soil and Water Conservation District</b>			
Minnesota Association of Soil & Water Conservation Districts	1,895	27.6%	523
<b>Total for Entity</b>	<b>\$1,895</b>		<b>\$523</b>
<b>Kragero Township (Chippewa)</b>			
Minnesota Association of Townships	300	7.0%	21
<b>Total for Entity</b>	<b>\$300</b>		<b>\$21</b>
<b>Kragnes Township (Clay)</b>			
Minnesota Association of Townships	402	7.0%	28
<b>Total for Entity</b>	<b>\$402</b>		<b>\$28</b>
<b>Krain Township (Stearns)</b>			
Minnesota Association of Townships	550	7.0%	38
<b>Total for Entity</b>	<b>\$550</b>		<b>\$38</b>
<b>Kratka Township (Pennington)</b>			
Minnesota Association of Townships	300	7.0%	21
<b>Total for Entity</b>	<b>\$300</b>		<b>\$21</b>
<b>Kroschel Township (Kanabec)</b>			
Minnesota Association of Townships	312	7.0%	22
<b>Total for Entity</b>	<b>\$312</b>		<b>\$22</b>
<b>Kugler Township (Saint Louis)</b>			
Minnesota Association of Townships	312	7.0%	22
<b>Total for Entity</b>	<b>\$312</b>		<b>\$22</b>
<b>Kurtz Township (Clay)</b>			
Minnesota Association of Townships	400	7.0%	28
<b>Total for Entity</b>	<b>\$400</b>		<b>\$28</b>



**Table 5**  
**2011 Lobbying Expenditures Paid With Association Dues**  
**Listed by Entity**

<b>Name of Entity (County)</b> <b>Association Name</b>	<b>Total Local Government Dues</b>	<b>Proportion of Dues Used for Lobbying</b>	<b>Total Dues Used for Lobbying</b>
<b>La Crescent Township (Houston)</b>			
Minnesota Association of Townships	716	7.0%	50
<b>Total for Entity</b>	<b>\$716</b>		<b>\$50</b>
<b>La Crosse Township (Jackson)</b>			
Minnesota Association of Townships	309	7.0%	22
<b>Total for Entity</b>	<b>\$309</b>		<b>\$22</b>
<b>La Garde Township (Mahnomen)</b>			
Minnesota Association of Townships	301	7.0%	21
<b>Total for Entity</b>	<b>\$301</b>		<b>\$21</b>
<b>La Grand Township (Douglas)</b>			
Minnesota Association of Townships	1,388	7.0%	97
<b>Total for Entity</b>	<b>\$1,388</b>		<b>\$97</b>
<b>La Prairie Township (Clearwater)</b>			
Minnesota Association of Townships	416	7.0%	29
<b>Total for Entity</b>	<b>\$416</b>		<b>\$29</b>
<b>Lac qui Parle County</b>			
Association of Minnesota Counties	5,857	22.6%	1,324
<b>Total for Entity</b>	<b>\$5,857</b>		<b>\$1,324</b>
<b>Lac qui Parle Soil and Water Conservation District</b>			
Minnesota Association of Soil & Water Conservation Districts	1,895	27.6%	523
<b>Total for Entity</b>	<b>\$1,895</b>		<b>\$523</b>
<b>Lac qui Parle Township (Lac qui Parle)</b>			
Minnesota Association of Townships	307	7.0%	21
<b>Total for Entity</b>	<b>\$307</b>		<b>\$21</b>
<b>Lac qui Parle-Yellow Bank Watershed District</b>			
Minnesota Association of Watershed Districts	2,000	27.4%	548
<b>Total for Entity</b>	<b>\$2,000</b>		<b>\$548</b>
<b>Lafayette Township (Nicollet)</b>			
Minnesota Association of Townships	493	7.0%	35
<b>Total for Entity</b>	<b>\$493</b>		<b>\$35</b>

**Table 5**  
**2011 Lobbying Expenditures Paid With Association Dues**  
**Listed by Entity**

<b>Name of Entity (County)</b> <b>Association Name</b>	<b>Total Local Government Dues</b>	<b>Proportion of Dues Used for Lobbying</b>	<b>Total Dues Used for Lobbying</b>
<b>Lake Alice Township (Hubbard)</b>			
Minnesota Association of Townships	285	7.0%	20
<b>Total for Entity</b>	<b>\$285</b>		<b>\$20</b>
<b>Lake Andrew Township (Kandiyohi)</b>			
Minnesota Association of Townships	641	7.0%	45
<b>Total for Entity</b>	<b>\$641</b>		<b>\$45</b>
<b>Lake Belt Township (Martin)</b>			
Minnesota Association of Townships	317	7.0%	22
<b>Total for Entity</b>	<b>\$317</b>		<b>\$22</b>
<b>Lake Benton Township (Lincoln)</b>			
Minnesota Association of Townships	313	7.0%	22
<b>Total for Entity</b>	<b>\$313</b>		<b>\$22</b>
<b>Lake County</b>			
Arrowhead Counties Association	2,400	64.0%	1,536
Association of Minnesota Counties	6,645	22.6%	1,502
<b>Total for Entity</b>	<b>\$9,045</b>		<b>\$3,038</b>
<b>Lake County Soil and Water Conservation District</b>			
Minnesota Association of Soil & Water Conservation Districts	1,895	27.6%	523
<b>Total for Entity</b>	<b>\$1,895</b>		<b>\$523</b>
<b>Lake Edward Township (Crow Wing)</b>			
Minnesota Association of Townships	868	7.0%	61
<b>Total for Entity</b>	<b>\$868</b>		<b>\$61</b>
<b>Lake Elizabeth Township (Kandiyohi)</b>			
Minnesota Association of Townships	398	7.0%	28
<b>Total for Entity</b>	<b>\$398</b>		<b>\$28</b>
<b>Lake Emma Township (Hubbard)</b>			
Minnesota Association of Townships	550	7.0%	38
<b>Total for Entity</b>	<b>\$550</b>		<b>\$38</b>
<b>Lake Eunice Township (Becker)</b>			
Minnesota Association of Townships	718	7.0%	50
<b>Total for Entity</b>	<b>\$718</b>		<b>\$50</b>

**Table 5**  
**2011 Lobbying Expenditures Paid With Association Dues**  
**Listed by Entity**

<b>Name of Entity (County)</b> <b>Association Name</b>	<b>Total Local Government Dues</b>	<b>Proportion of Dues Used for Lobbying</b>	<b>Total Dues Used for Lobbying</b>
<b>Lake Fremont Township (Martin)</b>			
Minnesota Association of Townships	300	7.0%	21
<b>Total for Entity</b>	<b>\$300</b>		<b>\$21</b>
<b>Lake George Township (Hubbard)</b>			
Minnesota Association of Townships	422	7.0%	30
<b>Total for Entity</b>	<b>\$422</b>		<b>\$30</b>
<b>Lake George Township (Stearns)</b>			
Minnesota Association of Townships	422	7.0%	30
<b>Total for Entity</b>	<b>\$422</b>		<b>\$30</b>
<b>Lake Grove Township (Mahnommen)</b>			
Minnesota Association of Townships	319	7.0%	22
<b>Total for Entity</b>	<b>\$319</b>		<b>\$22</b>
<b>Lake Hanska Township (Brown)</b>			
Minnesota Association of Townships	408	7.0%	29
<b>Total for Entity</b>	<b>\$408</b>		<b>\$29</b>
<b>Lake Hattie Township (Hubbard)</b>			
Minnesota Association of Townships	301	7.0%	21
<b>Total for Entity</b>	<b>\$301</b>		<b>\$21</b>
<b>Lake Henry Township (Stearns)</b>			
Minnesota Association of Townships	404	7.0%	28
<b>Total for Entity</b>	<b>\$404</b>		<b>\$28</b>
<b>Lake Ida Township (Norman)</b>			
Minnesota Association of Townships	302	7.0%	21
<b>Total for Entity</b>	<b>\$302</b>		<b>\$21</b>
<b>Lake Jessie Township (Itasca)</b>			
Minnesota Association of Townships	416	7.0%	29
<b>Total for Entity</b>	<b>\$416</b>		<b>\$29</b>
<b>Lake Johanna Township (Pope)</b>			
Minnesota Association of Townships	299	7.0%	21
<b>Total for Entity</b>	<b>\$299</b>		<b>\$21</b>

**Table 5**  
**2011 Lobbying Expenditures Paid With Association Dues**  
**Listed by Entity**

<b>Name of Entity (County)</b> <b>Association Name</b>	<b>Total Local Government Dues</b>	<b>Proportion of Dues Used for Lobbying</b>	<b>Total Dues Used for Lobbying</b>
<b>Lake Lillian Township (Kandiyohi)</b>			
Minnesota Association of Townships	310	7.0%	22
<b>Total for Entity</b>	<b>\$310</b>		<b>\$22</b>
<b>Lake Marshall Township (Lyon)</b>			
Minnesota Association of Townships	450	7.0%	32
<b>Total for Entity</b>	<b>\$450</b>		<b>\$32</b>
<b>Lake Mary Township (Douglas)</b>			
Minnesota Association of Townships	661	7.0%	46
<b>Total for Entity</b>	<b>\$661</b>		<b>\$46</b>
<b>Lake Minnetonka Conservation District</b>			
League of Minnesota Cities	1,488	10.5%	156
<b>Total for Entity</b>	<b>\$1,488</b>		<b>\$156</b>
<b>Lake of The Woods County</b>			
Association of Minnesota Counties	3,559	22.6%	804
Minnesota Rural Counties Caucus	2,100	50.0%	1,050
<b>Total for Entity</b>	<b>\$5,659</b>		<b>\$1,854</b>
<b>Lake of the Woods Soil and Water Conservation District</b>			
Minnesota Association of Soil & Water Conservation Districts	1,895	27.6%	523
<b>Total for Entity</b>	<b>\$1,895</b>		<b>\$523</b>
<b>Lake Park Township (Becker)</b>			
Minnesota Association of Townships	433	7.0%	30
<b>Total for Entity</b>	<b>\$433</b>		<b>\$30</b>
<b>Lake Pleasant Township (Red Lake)</b>			
Minnesota Association of Townships	297	7.0%	21
<b>Total for Entity</b>	<b>\$297</b>		<b>\$21</b>
<b>Lake Prairie Township (Nicollet)</b>			
Minnesota Association of Townships	472	7.0%	33
<b>Total for Entity</b>	<b>\$472</b>		<b>\$33</b>
<b>Lake Pulaski Improvement District</b>			
League of Minnesota Cities	1,488	10.5%	156
<b>Total for Entity</b>	<b>\$1,488</b>		<b>\$156</b>

**Table 5**  
**2011 Lobbying Expenditures Paid With Association Dues**  
**Listed by Entity**

<b>Name of Entity (County)</b> <b>Association Name</b>	<b>Total Local Government Dues</b>	<b>Proportion of Dues Used for Lobbying</b>	<b>Total Dues Used for Lobbying</b>
<b>Lake Sarah Township (Murray)</b>			
Minnesota Association of Townships	417	7.0%	29
<b>Total for Entity</b>	<b>\$417</b>		<b>\$29</b>
<b>Lake Shore Township (Lac qui Parle)</b>			
Minnesota Association of Townships	318	7.0%	22
<b>Total for Entity</b>	<b>\$318</b>		<b>\$22</b>
<b>Lake Stay Township (Lincoln)</b>			
Minnesota Association of Townships	296	7.0%	21
<b>Total for Entity</b>	<b>\$296</b>		<b>\$21</b>
<b>Lake Township (Roseau)</b>			
Minnesota Association of Townships	874	7.0%	61
<b>Total for Entity</b>	<b>\$874</b>		<b>\$61</b>
<b>Lake Township (Wabasha)</b>			
Minnesota Association of Townships	437	7.0%	31
<b>Total for Entity</b>	<b>\$437</b>		<b>\$31</b>
<b>Lake Valley Township (Traverse)</b>			
Minnesota Association of Townships	397	7.0%	28
<b>Total for Entity</b>	<b>\$397</b>		<b>\$28</b>
<b>Lake View Township (Becker)</b>			
Minnesota Association of Townships	807	7.0%	56
<b>Total for Entity</b>	<b>\$807</b>		<b>\$56</b>
<b>Lake Washington Sanitary District</b>			
League of Minnesota Cities	1,488	10.5%	156
<b>Total for Entity</b>	<b>\$1,488</b>		<b>\$156</b>
<b>Lakeport Township (Hubbard)</b>			
Minnesota Association of Townships	508	7.0%	36
<b>Total for Entity</b>	<b>\$508</b>		<b>\$36</b>
<b>Lakes Country Service Cooperative</b>			
Minnesota Rural Education Association	1,600	40.0%	640
<b>Total for Entity</b>	<b>\$1,600</b>		<b>\$640</b>

**Table 5**  
**2011 Lobbying Expenditures Paid With Association Dues**  
**Listed by Entity**

<b>Name of Entity (County)</b> <b>Association Name</b>	<b>Total Local Government Dues</b>	<b>Proportion of Dues Used for Lobbying</b>	<b>Total Dues Used for Lobbying</b>
<b>Lakeside Township (Aitkin)</b>			
Minnesota Association of Townships	453	7.0%	32
<b>Total for Entity</b>	<b>\$453</b>		<b>\$32</b>
<b>Lakeside Township (Cottonwood)</b>			
Minnesota Association of Townships	320	7.0%	22
<b>Total for Entity</b>	<b>\$320</b>		<b>\$22</b>
<b>Laketown Township (Carver)</b>			
Minnesota Association of Townships	881	7.0%	62
<b>Total for Entity</b>	<b>\$881</b>		<b>\$62</b>
<b>Lakeview Township (Carlton)</b>			
Minnesota Association of Townships	313	7.0%	22
<b>Total for Entity</b>	<b>\$313</b>		<b>\$22</b>
<b>Lakewood Township (Saint Louis)</b>			
Minnesota Association of Townships	890	7.0%	62
<b>Total for Entity</b>	<b>\$890</b>		<b>\$62</b>
<b>Lakin Township (Morrison)</b>			
Minnesota Association of Townships	442	7.0%	31
<b>Total for Entity</b>	<b>\$442</b>		<b>\$31</b>
<b>Lambert Township (Red Lake)</b>			
Minnesota Association of Townships	300	7.0%	21
<b>Total for Entity</b>	<b>\$300</b>		<b>\$21</b>
<b>Lamberton Township (Redwood)</b>			
Minnesota Association of Townships	317	7.0%	22
<b>Total for Entity</b>	<b>\$317</b>		<b>\$22</b>
<b>Lammers Township (Beltrami)</b>			
Minnesota Association of Townships	467	7.0%	33
<b>Total for Entity</b>	<b>\$467</b>		<b>\$33</b>
<b>Land Township (Grant)</b>			
Minnesota Association of Townships	324	7.0%	23
<b>Total for Entity</b>	<b>\$324</b>		<b>\$23</b>

**Table 5**  
**2011 Lobbying Expenditures Paid With Association Dues**  
**Listed by Entity**

<b>Name of Entity (County)</b> <b>Association Name</b>	<b>Total Local Government Dues</b>	<b>Proportion of Dues Used for Lobbying</b>	<b>Total Dues Used for Lobbying</b>
<b>Lanesburgh Township (Le Sueur)</b>			
Minnesota Association of Townships	915	7.0%	64
<b>Total for Entity</b>	<b>\$915</b>		<b>\$64</b>
<b>Langhei Township (Pope)</b>			
Minnesota Association of Townships	315	7.0%	22
<b>Total for Entity</b>	<b>\$315</b>		<b>\$22</b>
<b>Langola Township (Benton)</b>			
Minnesota Association of Townships	634	7.0%	44
<b>Total for Entity</b>	<b>\$634</b>		<b>\$44</b>
<b>Langor Township (Beltrami)</b>			
Minnesota Association of Townships	312	7.0%	22
<b>Total for Entity</b>	<b>\$312</b>		<b>\$22</b>
<b>Lansing Township (Mower)</b>			
Minnesota Association of Townships	542	7.0%	38
<b>Total for Entity</b>	<b>\$542</b>		<b>\$38</b>
<b>Laona Township (Roseau)</b>			
Minnesota Association of Townships	456	7.0%	32
<b>Total for Entity</b>	<b>\$456</b>		<b>\$32</b>
<b>Larkin Township (Nobles)</b>			
Minnesota Association of Townships	315	7.0%	22
<b>Total for Entity</b>	<b>\$315</b>		<b>\$22</b>
<b>Lavell Township (Saint Louis)</b>			
Minnesota Association of Townships	416	7.0%	29
<b>Total for Entity</b>	<b>\$416</b>		<b>\$29</b>
<b>Lawrence Township (Grant)</b>			
Minnesota Association of Townships	288	7.0%	20
<b>Total for Entity</b>	<b>\$288</b>		<b>\$20</b>
<b>Lawrence Township (Itasca)</b>			
Minnesota Association of Townships	443	7.0%	31
<b>Total for Entity</b>	<b>\$443</b>		<b>\$31</b>

**Table 5**  
**2011 Lobbying Expenditures Paid With Association Dues**  
**Listed by Entity**

<b>Name of Entity (County)</b> <b>Association Name</b>	<b>Total Local Government Dues</b>	<b>Proportion of Dues Used for Lobbying</b>	<b>Total Dues Used for Lobbying</b>
<b>Le Ray Township (Blue Earth)</b>			
Minnesota Association of Townships	528	7.0%	37
<b>Total for Entity</b>	<b>\$528</b>		<b>\$37</b>
<b>Le Sauk Township (Stearns)</b>			
Minnesota Association of Townships	758	7.0%	53
<b>Total for Entity</b>	<b>\$758</b>		<b>\$53</b>
<b>Le Sueur County</b>			
Association of Minnesota Counties	11,599	22.6%	2,621
<b>Total for Entity</b>	<b>\$11,599</b>		<b>\$2,621</b>
<b>Le Sueur County Soil and Water Conservation District</b>			
Minnesota Association of Soil & Water Conservation Districts	2,795	27.6%	771
<b>Total for Entity</b>	<b>\$2,795</b>		<b>\$771</b>
<b>Leaf Lake Township (Otter Tail)</b>			
Minnesota Association of Townships	454	7.0%	32
<b>Total for Entity</b>	<b>\$454</b>		<b>\$32</b>
<b>Leaf Mountain Township (Otter Tail)</b>			
Minnesota Association of Townships	405	7.0%	28
<b>Total for Entity</b>	<b>\$405</b>		<b>\$28</b>
<b>Leaf River Township (Wadena)</b>			
Minnesota Association of Townships	446	7.0%	31
<b>Total for Entity</b>	<b>\$446</b>		<b>\$31</b>
<b>Leaf Valley Township (Douglas)</b>			
Minnesota Association of Townships	447	7.0%	31
<b>Total for Entity</b>	<b>\$447</b>		<b>\$31</b>
<b>Leavenworth Township (Brown)</b>			
Minnesota Association of Townships	406	7.0%	28
<b>Total for Entity</b>	<b>\$406</b>		<b>\$28</b>
<b>Lee Township (Aitkin)</b>			
Minnesota Association of Townships	282	7.0%	20
<b>Total for Entity</b>	<b>\$282</b>		<b>\$20</b>



**Table 5**  
**2011 Lobbying Expenditures Paid With Association Dues**  
**Listed by Entity**

<b>Name of Entity (County)</b> <b>Association Name</b>	<b>Total Local Government Dues</b>	<b>Proportion of Dues Used for Lobbying</b>	<b>Total Dues Used for Lobbying</b>
<b>Lee Township (Beltrami)</b>			
Minnesota Association of Townships	279	7.0%	20
<b>Total for Entity</b>	<b>\$279</b>		<b>\$20</b>
<b>Lee Township (Norman)</b>			
Minnesota Association of Townships	300	7.0%	21
<b>Total for Entity</b>	<b>\$300</b>		<b>\$21</b>
<b>Leech Lake Township (Cass)</b>			
Minnesota Association of Townships	430	7.0%	30
<b>Total for Entity</b>	<b>\$430</b>		<b>\$30</b>
<b>Leeds Township (Murray)</b>			
Minnesota Association of Townships	318	7.0%	22
<b>Total for Entity</b>	<b>\$318</b>		<b>\$22</b>
<b>Leenthrop Township (Chippewa)</b>			
Minnesota Association of Townships	396	7.0%	28
<b>Total for Entity</b>	<b>\$396</b>		<b>\$28</b>
<b>Leiding Township (Saint Louis)</b>			
Minnesota Association of Townships	435	7.0%	30
<b>Total for Entity</b>	<b>\$435</b>		<b>\$30</b>
<b>Leigh Township (Morrison)</b>			
Minnesota Association of Townships	319	7.0%	22
<b>Total for Entity</b>	<b>\$319</b>		<b>\$22</b>
<b>Lemond Township (Steele)</b>			
Minnesota Association of Townships	456	7.0%	32
<b>Total for Entity</b>	<b>\$456</b>		<b>\$32</b>
<b>Lent Township (Chisago)</b>			
Minnesota Association of Townships	949	7.0%	66
<b>Total for Entity</b>	<b>\$949</b>		<b>\$66</b>
<b>Leon Township (Clearwater)</b>			
Minnesota Association of Townships	412	7.0%	29
<b>Total for Entity</b>	<b>\$412</b>		<b>\$29</b>

**Table 5**  
**2011 Lobbying Expenditures Paid With Association Dues**  
**Listed by Entity**

<b>Name of Entity (County)</b> <b>Association Name</b>	<b>Total Local Government Dues</b>	<b>Proportion of Dues Used for Lobbying</b>	<b>Total Dues Used for Lobbying</b>
<b>Leon Township (Goodhue)</b>			
Minnesota Association of Townships	541	7.0%	38
<b>Total for Entity</b>	<b>\$541</b>		<b>\$38</b>
<b>Leonardsville Township (Traverse)</b>			
Minnesota Association of Townships	297	7.0%	21
<b>Total for Entity</b>	<b>\$297</b>		<b>\$21</b>
<b>Leota Township (Nobles)</b>			
Minnesota Association of Townships	428	7.0%	30
<b>Total for Entity</b>	<b>\$428</b>		<b>\$30</b>
<b>LeRoy Township (Mower)</b>			
Minnesota Association of Townships	421	7.0%	29
<b>Total for Entity</b>	<b>\$421</b>		<b>\$29</b>
<b>Leslie Township (Todd)</b>			
Minnesota Association of Townships	482	7.0%	34
<b>Total for Entity</b>	<b>\$482</b>		<b>\$34</b>
<b>Lessor Township (Polk)</b>			
Minnesota Association of Townships	309	7.0%	22
<b>Total for Entity</b>	<b>\$309</b>		<b>\$22</b>
<b>Leven Township (Pope)</b>			
Minnesota Association of Townships	448	7.0%	31
<b>Total for Entity</b>	<b>\$448</b>		<b>\$31</b>
<b>Lewis Township (Mille Lacs)</b>			
Minnesota Association of Townships	281	7.0%	20
<b>Total for Entity</b>	<b>\$281</b>		<b>\$20</b>
<b>Lexington Township (Le Sueur)</b>			
Minnesota Association of Townships	500	7.0%	35
<b>Total for Entity</b>	<b>\$500</b>		<b>\$35</b>
<b>Libby Township (Aitkin)</b>			
Minnesota Association of Townships	282	7.0%	20
<b>Total for Entity</b>	<b>\$282</b>		<b>\$20</b>

**Table 5**  
**2011 Lobbying Expenditures Paid With Association Dues**  
**Listed by Entity**

<b>Name of Entity (County)</b> <b>Association Name</b>	<b>Total Local Government Dues</b>	<b>Proportion of Dues Used for Lobbying</b>	<b>Total Dues Used for Lobbying</b>
<b>Liberty Township (Beltrami)</b>			
Minnesota Association of Townships	497	7.0%	35
<b>Total for Entity</b>	<b>\$497</b>		<b>\$35</b>
<b>Liberty Township (Itasca)</b>			
Minnesota Association of Townships	290	7.0%	20
<b>Total for Entity</b>	<b>\$290</b>		<b>\$20</b>
<b>Liberty Township (Polk)</b>			
Minnesota Association of Townships	299	7.0%	21
<b>Total for Entity</b>	<b>\$299</b>		<b>\$21</b>
<b>Lida Township (Otter Tail)</b>			
Minnesota Association of Townships	503	7.0%	35
<b>Total for Entity</b>	<b>\$503</b>		<b>\$35</b>
<b>Lien Township (Grant)</b>			
Minnesota Association of Townships	292	7.0%	20
<b>Total for Entity</b>	<b>\$292</b>		<b>\$20</b>
<b>Lima Township (Cass)</b>			
Minnesota Association of Townships	296	7.0%	21
<b>Total for Entity</b>	<b>\$296</b>		<b>\$21</b>
<b>Lime Lake Township (Murray)</b>			
Minnesota Association of Townships	312	7.0%	22
<b>Total for Entity</b>	<b>\$312</b>		<b>\$22</b>
<b>Lime Township (Blue Earth)</b>			
Minnesota Association of Townships	690	7.0%	48
<b>Total for Entity</b>	<b>\$690</b>		<b>\$48</b>
<b>Limestone Township (Lincoln)</b>			
Minnesota Association of Townships	298	7.0%	21
<b>Total for Entity</b>	<b>\$298</b>		<b>\$21</b>
<b>Lincoln County</b>			
Association of Minnesota Counties	5,235	22.6%	1,183
<b>Total for Entity</b>	<b>\$5,235</b>		<b>\$1,183</b>

**Table 5**  
**2011 Lobbying Expenditures Paid With Association Dues**  
**Listed by Entity**

<b>Name of Entity (County)</b> <b>Association Name</b>	<b>Total Local Government Dues</b>	<b>Proportion of Dues Used for Lobbying</b>	<b>Total Dues Used for Lobbying</b>
<b>Lincoln Soil and Water Conservation District</b>			
Minnesota Association of Soil & Water Conservation Districts	1,895	27.6%	523
<b>Total for Entity</b>	<b>\$1,895</b>		<b>\$523</b>
<b>Lincoln Township (Blue Earth)</b>			
Minnesota Association of Townships	318	7.0%	22
<b>Total for Entity</b>	<b>\$318</b>		<b>\$22</b>
<b>Lincoln Township (Marshall)</b>			
Minnesota Association of Townships	295	7.0%	21
<b>Total for Entity</b>	<b>\$295</b>		<b>\$21</b>
<b>Lincoln-Pipestone Rural Water System</b>			
League of Minnesota Cities	1,488	10.5%	156
<b>Total for Entity</b>	<b>\$1,488</b>		<b>\$156</b>
<b>Lind Township (Roseau)</b>			
Minnesota Association of Townships	283	7.0%	20
<b>Total for Entity</b>	<b>\$283</b>		<b>\$20</b>
<b>Linden Grove Township (Saint Louis)</b>			
Minnesota Association of Townships	298	7.0%	21
<b>Total for Entity</b>	<b>\$298</b>		<b>\$21</b>
<b>Linden Township (Brown)</b>			
Minnesota Association of Townships	410	7.0%	29
<b>Total for Entity</b>	<b>\$410</b>		<b>\$29</b>
<b>Linsell Township (Marshall)</b>			
Minnesota Association of Townships	276	7.0%	19
<b>Total for Entity</b>	<b>\$276</b>		<b>\$19</b>
<b>Linwood Township (Anoka)</b>			
Minnesota Association of Townships	1,609	7.0%	113
<b>Total for Entity</b>	<b>\$1,609</b>		<b>\$113</b>
<b>Lisbon Township (Yellow Medicine)</b>			
Minnesota Association of Townships	312	7.0%	22
<b>Total for Entity</b>	<b>\$312</b>		<b>\$22</b>

**Table 5**  
**2011 Lobbying Expenditures Paid With Association Dues**  
**Listed by Entity**

<b>Name of Entity (County)</b> <b>Association Name</b>	<b>Total Local Government Dues</b>	<b>Proportion of Dues Used for Lobbying</b>	<b>Total Dues Used for Lobbying</b>
<b>Lismore Township (Nobles)</b>			
Minnesota Association of Townships	317	7.0%	22
<b>Total for Entity</b>	<b>\$317</b>		<b>\$22</b>
<b>Litchfield Township (Meeker)</b>			
Minnesota Association of Townships	525	7.0%	37
<b>Total for Entity</b>	<b>\$525</b>		<b>\$37</b>
<b>Little Elbow Township (Mahnomen)</b>			
Minnesota Association of Townships	315	7.0%	22
<b>Total for Entity</b>	<b>\$315</b>		<b>\$22</b>
<b>Little Elk Township (Todd)</b>			
Minnesota Association of Townships	410	7.0%	29
<b>Total for Entity</b>	<b>\$410</b>		<b>\$29</b>
<b>Little Falls Township (Morrison)</b>			
Minnesota Association of Townships	775	7.0%	54
<b>Total for Entity</b>	<b>\$775</b>		<b>\$54</b>
<b>Little Pine Township (Crow Wing)</b>			
Minnesota Association of Townships	286	7.0%	20
<b>Total for Entity</b>	<b>\$286</b>		<b>\$20</b>
<b>Little Rock Township (Nobles)</b>			
Minnesota Association of Townships	325	7.0%	23
<b>Total for Entity</b>	<b>\$325</b>		<b>\$23</b>
<b>Little Sauk Township (Todd)</b>			
Minnesota Association of Townships	517	7.0%	36
<b>Total for Entity</b>	<b>\$517</b>		<b>\$36</b>
<b>Livonia Township (Sherburne)</b>			
Minnesota Association of Townships	1,671	7.0%	117
<b>Total for Entity</b>	<b>\$1,671</b>		<b>\$117</b>
<b>Lockhart Township (Norman)</b>			
Minnesota Association of Townships	280	7.0%	20
<b>Total for Entity</b>	<b>\$280</b>		<b>\$20</b>

**Table 5**  
**2011 Lobbying Expenditures Paid With Association Dues**  
**Listed by Entity**

<b>Name of Entity (County)</b> <b>Association Name</b>	<b>Total Local Government Dues</b>	<b>Proportion of Dues Used for Lobbying</b>	<b>Total Dues Used for Lobbying</b>
<b>Lodi Township (Mower)</b>			
Minnesota Association of Townships	319	7.0%	22
<b>Total for Entity</b>	<b>\$319</b>		<b>\$22</b>
<b>Logan Township (Aitkin)</b>			
Minnesota Association of Townships	313	7.0%	22
<b>Total for Entity</b>	<b>\$313</b>		<b>\$22</b>
<b>Logan Township (Grant)</b>			
Minnesota Association of Townships	290	7.0%	20
<b>Total for Entity</b>	<b>\$290</b>		<b>\$20</b>
<b>London Township (Freeborn)</b>			
Minnesota Association of Townships	404	7.0%	28
<b>Total for Entity</b>	<b>\$404</b>		<b>\$28</b>
<b>Lone Pine Township (Itasca)</b>			
Minnesota Association of Townships	445	7.0%	31
Range Association of Municipalities and Schools	350	57.3%	201
<b>Total for Entity</b>	<b>\$795</b>		<b>\$232</b>
<b>Lone Tree Township (Chippewa)</b>			
Minnesota Association of Townships	395	7.0%	28
<b>Total for Entity</b>	<b>\$395</b>		<b>\$28</b>
<b>Long Lake Township (Crow Wing)</b>			
Minnesota Association of Townships	657	7.0%	46
<b>Total for Entity</b>	<b>\$657</b>		<b>\$46</b>
<b>Long Lake Township (Watonwan)</b>			
Minnesota Association of Townships	416	7.0%	29
<b>Total for Entity</b>	<b>\$416</b>		<b>\$29</b>
<b>Long Lost Lake Township (Clearwater)</b>			
Minnesota Association of Townships	285	7.0%	20
<b>Total for Entity</b>	<b>\$285</b>		<b>\$20</b>
<b>Long Prairie Township (Todd)</b>			
Minnesota Association of Townships	523	7.0%	37
<b>Total for Entity</b>	<b>\$523</b>		<b>\$37</b>

**Table 5**  
**2011 Lobbying Expenditures Paid With Association Dues**  
**Listed by Entity**

<b>Name of Entity (County)</b> <b>Association Name</b>	<b>Total Local Government Dues</b>	<b>Proportion of Dues Used for Lobbying</b>	<b>Total Dues Used for Lobbying</b>
<b>Loon Lake Township (Cass)</b>			
Minnesota Association of Townships	443	7.0%	31
<b>Total for Entity</b>	<b>\$443</b>		<b>\$31</b>
<b>Lorain Township (Nobles)</b>			
Minnesota Association of Townships	325	7.0%	23
<b>Total for Entity</b>	<b>\$325</b>		<b>\$23</b>
<b>Louisville Township (Red Lake)</b>			
Minnesota Association of Townships	308	7.0%	22
<b>Total for Entity</b>	<b>\$308</b>		<b>\$22</b>
<b>Louisville Township (Scott)</b>			
Minnesota Association of Townships	709	7.0%	50
<b>Total for Entity</b>	<b>\$709</b>		<b>\$50</b>
<b>Louriston Township (Chippewa)</b>			
Minnesota Association of Townships	313	7.0%	22
<b>Total for Entity</b>	<b>\$313</b>		<b>\$22</b>
<b>Lowell Township (Polk)</b>			
Minnesota Association of Townships	303	7.0%	21
<b>Total for Entity</b>	<b>\$303</b>		<b>\$21</b>
<b>Lower Minnesota River Watershed District</b>			
Minnesota Association of Watershed Districts	2,267	27.4%	621
<b>Total for Entity</b>	<b>\$2,267</b>		<b>\$621</b>
<b>Lowville Township (Murray)</b>			
Minnesota Association of Townships	302	7.0%	21
<b>Total for Entity</b>	<b>\$302</b>		<b>\$21</b>
<b>Lucas Township (Lyon)</b>			
Minnesota Association of Townships	319	7.0%	22
<b>Total for Entity</b>	<b>\$319</b>		<b>\$22</b>
<b>Lund Township (Douglas)</b>			
Minnesota Association of Townships	417	7.0%	29
<b>Total for Entity</b>	<b>\$417</b>		<b>\$29</b>

**Table 5**  
**2011 Lobbying Expenditures Paid With Association Dues**  
**Listed by Entity**

<b>Name of Entity (County)</b> <b>Association Name</b>	<b>Total Local Government Dues</b>	<b>Proportion of Dues Used for Lobbying</b>	<b>Total Dues Used for Lobbying</b>
<b>Lura Township (Faribault)</b>			
Minnesota Association of Townships	313	7.0%	22
<b>Total for Entity</b>	<b>\$313</b>		<b>\$22</b>
<b>Lutsen Township (Cook)</b>			
Minnesota Association of Townships	432	7.0%	30
<b>Total for Entity</b>	<b>\$432</b>		<b>\$30</b>
<b>Luverne Township (Rock)</b>			
Minnesota Association of Townships	449	7.0%	31
<b>Total for Entity</b>	<b>\$449</b>		<b>\$31</b>
<b>Luxemburg Township (Stearns)</b>			
Minnesota Association of Townships	480	7.0%	34
<b>Total for Entity</b>	<b>\$480</b>		<b>\$34</b>
<b>Lyle Township (Mower)</b>			
Minnesota Association of Townships	420	7.0%	29
<b>Total for Entity</b>	<b>\$420</b>		<b>\$29</b>
<b>Lynd Township (Lyon)</b>			
Minnesota Association of Townships	438	7.0%	31
<b>Total for Entity</b>	<b>\$438</b>		<b>\$31</b>
<b>Lynden Township (Stearns)</b>			
Minnesota Association of Townships	843	7.0%	59
<b>Total for Entity</b>	<b>\$843</b>		<b>\$59</b>
<b>Lynn Township (McLeod)</b>			
Minnesota Association of Townships	469	7.0%	33
<b>Total for Entity</b>	<b>\$469</b>		<b>\$33</b>
<b>Lyon County</b>			
Association of Minnesota Counties	10,540	22.6%	2,382
<b>Total for Entity</b>	<b>\$10,540</b>		<b>\$2,382</b>
<b>Lyon Soil and Water Conservation District</b>			
Minnesota Association of Soil & Water Conservation Districts	2,629	27.6%	726
<b>Total for Entity</b>	<b>\$2,629</b>		<b>\$726</b>



**Table 5**  
**2011 Lobbying Expenditures Paid With Association Dues**  
**Listed by Entity**

<b>Name of Entity (County)</b> <b>Association Name</b>	<b>Total Local Government Dues</b>	<b>Proportion of Dues Used for Lobbying</b>	<b>Total Dues Used for Lobbying</b>
<b>Lyons Township (Lyon)</b>			
Minnesota Association of Townships	313	7.0%	22
<b>Total for Entity</b>	<b>\$313</b>		<b>\$22</b>
<b>Lyons Township (Wadena)</b>			
Minnesota Association of Townships	307	7.0%	21
<b>Total for Entity</b>	<b>\$307</b>		<b>\$21</b>
<b>Lyra Township (Blue Earth)</b>			
Minnesota Association of Townships	417	7.0%	29
<b>Total for Entity</b>	<b>\$417</b>		<b>\$29</b>
<b>Macsville Township (Grant)</b>			
Minnesota Association of Townships	291	7.0%	20
<b>Total for Entity</b>	<b>\$291</b>		<b>\$20</b>
<b>Macville Township (Aitkin)</b>			
Minnesota Association of Townships	314	7.0%	22
<b>Total for Entity</b>	<b>\$314</b>		<b>\$22</b>
<b>Madelia Township (Watonwan)</b>			
Minnesota Association of Townships	419	7.0%	29
<b>Total for Entity</b>	<b>\$419</b>		<b>\$29</b>
<b>Madison Township (Lac qui Parle)</b>			
Minnesota Association of Townships	319	7.0%	22
<b>Total for Entity</b>	<b>\$319</b>		<b>\$22</b>
<b>Magnolia Township (Rock)</b>			
Minnesota Association of Townships	396	7.0%	28
<b>Total for Entity</b>	<b>\$396</b>		<b>\$28</b>
<b>Mahnomen County</b>			
Association of Minnesota Counties	4,200	22.6%	949
Minnesota Rural Counties Caucus	2,100	50.0%	1,050
<b>Total for Entity</b>	<b>\$6,300</b>		<b>\$1,999</b>
<b>Mahnomen Soil and Water Conservation District</b>			
Minnesota Association of Soil & Water Conservation Districts	500	27.6%	138
<b>Total for Entity</b>	<b>\$500</b>		<b>\$138</b>

**Table 5**  
**2011 Lobbying Expenditures Paid With Association Dues**  
**Listed by Entity**

<b>Name of Entity (County)</b> <b>Association Name</b>	<b>Total Local Government Dues</b>	<b>Proportion of Dues Used for Lobbying</b>	<b>Total Dues Used for Lobbying</b>
<b>Mahtowa Township (Carlton)</b>			
Minnesota Association of Townships	460	7.0%	32
<b>Total for Entity</b>	<b>\$460</b>		<b>\$32</b>
<b>Maine Prairie Township (Stearns)</b>			
Minnesota Association of Townships	830	7.0%	58
<b>Total for Entity</b>	<b>\$830</b>		<b>\$58</b>
<b>Maine Township (Otter Tail)</b>			
Minnesota Association of Townships	479	7.0%	34
<b>Total for Entity</b>	<b>\$479</b>		<b>\$34</b>
<b>Malmo Township (Aitkin)</b>			
Minnesota Association of Townships	421	7.0%	29
<b>Total for Entity</b>	<b>\$421</b>		<b>\$29</b>
<b>Malta Township (Big Stone)</b>			
Minnesota Association of Townships	290	7.0%	20
<b>Total for Entity</b>	<b>\$290</b>		<b>\$20</b>
<b>Malung Township (Roseau)</b>			
Minnesota Association of Townships	433	7.0%	30
<b>Total for Entity</b>	<b>\$433</b>		<b>\$30</b>
<b>Mamre Township (Kandiyohi)</b>			
Minnesota Association of Townships	419	7.0%	29
<b>Total for Entity</b>	<b>\$419</b>		<b>\$29</b>
<b>Manannah Township (Meeker)</b>			
Minnesota Association of Townships	478	7.0%	33
<b>Total for Entity</b>	<b>\$478</b>		<b>\$33</b>
<b>Manchester Township (Freeborn)</b>			
Minnesota Association of Townships	437	7.0%	31
<b>Total for Entity</b>	<b>\$437</b>		<b>\$31</b>
<b>Mandt Township (Chippewa)</b>			
Minnesota Association of Townships	301	7.0%	21
<b>Total for Entity</b>	<b>\$301</b>		<b>\$21</b>

**Table 5**  
**2011 Lobbying Expenditures Paid With Association Dues**  
**Listed by Entity**

<b>Name of Entity (County)</b> <b>Association Name</b>	<b>Total Local Government Dues</b>	<b>Proportion of Dues Used for Lobbying</b>	<b>Total Dues Used for Lobbying</b>
<b>Manfred Township (Lac qui Parle)</b>			
Minnesota Association of Townships	288	7.0%	20
<b>Total for Entity</b>	<b>\$288</b>		<b>\$20</b>
<b>Mankato Township (Blue Earth)</b>			
Minnesota Association of Townships	796	7.0%	56
<b>Total for Entity</b>	<b>\$796</b>		<b>\$56</b>
<b>Mansfield Township (Freeborn)</b>			
Minnesota Association of Townships	323	7.0%	23
<b>Total for Entity</b>	<b>\$323</b>		<b>\$23</b>
<b>Manston Township (Wilkin)</b>			
Minnesota Association of Townships	281	7.0%	20
<b>Total for Entity</b>	<b>\$281</b>		<b>\$20</b>
<b>Mantorville Township (Dodge)</b>			
Minnesota Association of Townships	818	7.0%	57
<b>Total for Entity</b>	<b>\$818</b>		<b>\$57</b>
<b>Mantrap Township (Hubbard)</b>			
Minnesota Association of Townships	438	7.0%	31
<b>Total for Entity</b>	<b>\$438</b>		<b>\$31</b>
<b>Manyaska Township (Martin)</b>			
Minnesota Association of Townships	407	7.0%	28
<b>Total for Entity</b>	<b>\$407</b>		<b>\$28</b>
<b>Maple Grove Township (Becker)</b>			
Minnesota Association of Townships	433	7.0%	30
<b>Total for Entity</b>	<b>\$433</b>		<b>\$30</b>
<b>Maple Grove Township (Crow Wing)</b>			
Minnesota Association of Townships	508	7.0%	36
<b>Total for Entity</b>	<b>\$508</b>		<b>\$36</b>
<b>Maple Grove Transit</b>			
Suburban Transit Association	9,500	95.2%	9,044
<b>Total for Entity</b>	<b>\$9,500</b>		<b>\$9,044</b>

**Table 5**  
**2011 Lobbying Expenditures Paid With Association Dues**  
**Listed by Entity**

<b>Name of Entity (County)</b> <b>Association Name</b>	<b>Total Local Government Dues</b>	<b>Proportion of Dues Used for Lobbying</b>	<b>Total Dues Used for Lobbying</b>
<b>Maple Lake Township (Wright)</b>			
Minnesota Association of Townships	888	7.0%	62
<b>Total for Entity</b>	<b>\$888</b>		<b>\$62</b>
<b>Maple Ridge Township (Beltrami)</b>			
Minnesota Association of Townships	296	7.0%	21
<b>Total for Entity</b>	<b>\$296</b>		<b>\$21</b>
<b>Maple Ridge Township (Isanti)</b>			
Minnesota Association of Townships	530	7.0%	37
<b>Total for Entity</b>	<b>\$530</b>		<b>\$37</b>
<b>Maple Township (Cass)</b>			
Minnesota Association of Townships	412	7.0%	29
<b>Total for Entity</b>	<b>\$412</b>		<b>\$29</b>
<b>Mapleton Township (Blue Earth)</b>			
Minnesota Association of Townships	403	7.0%	28
<b>Total for Entity</b>	<b>\$403</b>		<b>\$28</b>
<b>Maplewood Township (Otter Tail)</b>			
Minnesota Association of Townships	412	7.0%	29
<b>Total for Entity</b>	<b>\$412</b>		<b>\$29</b>
<b>Marble Township (Lincoln)</b>			
Minnesota Association of Townships	308	7.0%	22
<b>Total for Entity</b>	<b>\$308</b>		<b>\$22</b>
<b>Marcell Township (Itasca)</b>			
Minnesota Association of Townships	431	7.0%	30
<b>Total for Entity</b>	<b>\$431</b>		<b>\$30</b>
<b>Marion Township (Olmsted)</b>			
Minnesota Association of Townships	1,290	7.0%	90
<b>Total for Entity</b>	<b>\$1,290</b>		<b>\$90</b>
<b>Marsh Creek Township (Mahnommen)</b>			
Minnesota Association of Townships	295	7.0%	21
<b>Total for Entity</b>	<b>\$295</b>		<b>\$21</b>

**Table 5**  
**2011 Lobbying Expenditures Paid With Association Dues**  
**Listed by Entity**

<b>Name of Entity (County)</b> <b>Association Name</b>	<b>Total Local Government Dues</b>	<b>Proportion of Dues Used for Lobbying</b>	<b>Total Dues Used for Lobbying</b>
<b>Marsh Grove Township (Marshall)</b>			
Minnesota Association of Townships	299	7.0%	21
<b>Total for Entity</b>	<b>\$299</b>		<b>\$21</b>
<b>Marshall County</b>			
Association of Minnesota Counties	5,655	22.6%	1,278
Minnesota Rural Counties Caucus	2,100	50.0%	1,050
<b>Total for Entity</b>	<b>\$7,755</b>		<b>\$2,328</b>
<b>Marshall Soil and Water Conservation District</b>			
Minnesota Association of Soil & Water Conservation Districts	1,895	27.6%	523
<b>Total for Entity</b>	<b>\$1,895</b>		<b>\$523</b>
<b>Marshall Township (Mower)</b>			
Minnesota Association of Townships	421	7.0%	29
<b>Total for Entity</b>	<b>\$421</b>		<b>\$29</b>
<b>Marshan Township (Dakota)</b>			
Minnesota Association of Townships	701	7.0%	49
<b>Total for Entity</b>	<b>\$701</b>		<b>\$49</b>
<b>Marshfield Township (Lincoln)</b>			
Minnesota Association of Townships	319	7.0%	22
<b>Total for Entity</b>	<b>\$319</b>		<b>\$22</b>
<b>Martin County</b>			
Association of Minnesota Counties	9,722	22.6%	2,197
<b>Total for Entity</b>	<b>\$9,722</b>		<b>\$2,197</b>
<b>Martin Soil and Water Conservation District</b>			
Minnesota Association of Soil & Water Conservation Districts	2,781	27.6%	768
<b>Total for Entity</b>	<b>\$2,781</b>		<b>\$768</b>
<b>Martin Township (Rock)</b>			
Minnesota Association of Townships	435	7.0%	30
<b>Total for Entity</b>	<b>\$435</b>		<b>\$30</b>
<b>Martinsburg Township (Renville)</b>			
Minnesota Association of Townships	315	7.0%	22
<b>Total for Entity</b>	<b>\$315</b>		<b>\$22</b>

**Table 5**  
**2011 Lobbying Expenditures Paid With Association Dues**  
**Listed by Entity**

<b>Name of Entity (County)</b> <b>Association Name</b>	<b>Total Local Government Dues</b>	<b>Proportion of Dues Used for Lobbying</b>	<b>Total Dues Used for Lobbying</b>
<b>Mary Township (Norman)</b>			
Minnesota Association of Townships	286	7.0%	20
<b>Total for Entity</b>	<b>\$286</b>		<b>\$20</b>
<b>Marysland Township (Swift)</b>			
Minnesota Association of Townships	290	7.0%	20
<b>Total for Entity</b>	<b>\$290</b>		<b>\$20</b>
<b>Marysville Township (Wright)</b>			
Minnesota Association of Townships	875	7.0%	61
<b>Total for Entity</b>	<b>\$875</b>		<b>\$61</b>
<b>Mason Township (Murray)</b>			
Minnesota Association of Townships	399	7.0%	28
<b>Total for Entity</b>	<b>\$399</b>		<b>\$28</b>
<b>Max Township (Itasca)</b>			
Minnesota Association of Townships	304	7.0%	21
<b>Total for Entity</b>	<b>\$304</b>		<b>\$21</b>
<b>Maxwell Township (Lac qui Parle)</b>			
Minnesota Association of Townships	312	7.0%	22
<b>Total for Entity</b>	<b>\$312</b>		<b>\$22</b>
<b>May Township (Cass)</b>			
Minnesota Association of Townships	526	7.0%	37
<b>Total for Entity</b>	<b>\$526</b>		<b>\$37</b>
<b>May Township (Washington)</b>			
Minnesota Association of Townships	1,121	7.0%	78
<b>Total for Entity</b>	<b>\$1,121</b>		<b>\$78</b>
<b>Mayfield Township (Pennington)</b>			
Minnesota Association of Townships	285	7.0%	20
<b>Total for Entity</b>	<b>\$285</b>		<b>\$20</b>
<b>Mayhew Lake Township (Benton)</b>			
Minnesota Association of Townships	544	7.0%	38
<b>Total for Entity</b>	<b>\$544</b>		<b>\$38</b>

**Table 5**  
**2011 Lobbying Expenditures Paid With Association Dues**  
**Listed by Entity**

<b>Name of Entity (County)</b> <b>Association Name</b>	<b>Total Local Government Dues</b>	<b>Proportion of Dues Used for Lobbying</b>	<b>Total Dues Used for Lobbying</b>
<b>Mayville Township (Houston)</b>			
Minnesota Association of Townships	432	7.0%	30
<b>Total for Entity</b>	<b>\$432</b>		<b>\$30</b>
<b>Maywood Township (Benton)</b>			
Minnesota Association of Townships	551	7.0%	39
<b>Total for Entity</b>	<b>\$551</b>		<b>\$39</b>
<b>Mazeppa Township (Wabasha)</b>			
Minnesota Association of Townships	507	7.0%	35
<b>Total for Entity</b>	<b>\$507</b>		<b>\$35</b>
<b>McCauleyville Township (Wilkin)</b>			
Minnesota Association of Townships	280	7.0%	20
<b>Total for Entity</b>	<b>\$280</b>		<b>\$20</b>
<b>McCrea Township (Marshall)</b>			
Minnesota Association of Townships	317	7.0%	22
<b>Total for Entity</b>	<b>\$317</b>		<b>\$22</b>
<b>McDavitt Township (Saint Louis)</b>			
Minnesota Association of Townships	438	7.0%	31
Range Association of Municipalities and Schools	350	57.3%	201
<b>Total for Entity</b>	<b>\$788</b>		<b>\$232</b>
<b>McDonaldsville Township (Norman)</b>			
Minnesota Association of Townships	301	7.0%	21
<b>Total for Entity</b>	<b>\$301</b>		<b>\$21</b>
<b>McGregor Township (Aitkin)</b>			
Minnesota Association of Townships	293	7.0%	21
<b>Total for Entity</b>	<b>\$293</b>		<b>\$21</b>
<b>McKinley Township (Cass)</b>			
Minnesota Association of Townships	303	7.0%	21
<b>Total for Entity</b>	<b>\$303</b>		<b>\$21</b>

**Table 5**  
**2011 Lobbying Expenditures Paid With Association Dues**  
**Listed by Entity**

<b>Name of Entity (County)</b> <b>Association Name</b>	<b>Total Local Government Dues</b>	<b>Proportion of Dues Used for Lobbying</b>	<b>Total Dues Used for Lobbying</b>
<b>McLeod County</b>			
Association of Minnesota Counties	13,432	22.6%	3,036
Minnesota Rural Counties Caucus	2,100	50.0%	1,050
<b>Total for Entity</b>	<b>\$15,532</b>		<b>\$4,086</b>
<b>McLeod Soil and Water Conservation District</b>			
Minnesota Association of Soil & Water Conservation Districts	2,795	27.6%	771
<b>Total for Entity</b>	<b>\$2,795</b>		<b>\$771</b>
<b>McPherson Township (Blue Earth)</b>			
Minnesota Association of Townships	444	7.0%	31
<b>Total for Entity</b>	<b>\$444</b>		<b>\$31</b>
<b>Meadow Brook Township (Cass)</b>			
Minnesota Association of Townships	309	7.0%	22
<b>Total for Entity</b>	<b>\$309</b>		<b>\$22</b>
<b>Meadow Township (Wadena)</b>			
Minnesota Association of Townships	322	7.0%	23
<b>Total for Entity</b>	<b>\$322</b>		<b>\$23</b>
<b>Meadowlands Township (Saint Louis)</b>			
Minnesota Association of Townships	406	7.0%	28
<b>Total for Entity</b>	<b>\$406</b>		<b>\$28</b>
<b>Meadows Township (Wilkin)</b>			
Minnesota Association of Townships	281	7.0%	20
<b>Total for Entity</b>	<b>\$281</b>		<b>\$20</b>
<b>Medford Township (Steele)</b>			
Minnesota Association of Townships	494	7.0%	35
<b>Total for Entity</b>	<b>\$494</b>		<b>\$35</b>
<b>Medo Township (Blue Earth)</b>			
Minnesota Association of Townships	422	7.0%	30
<b>Total for Entity</b>	<b>\$422</b>		<b>\$30</b>
<b>Meeker County</b>			
Association of Minnesota Counties	10,352	22.6%	2,340
<b>Total for Entity</b>	<b>\$10,352</b>		<b>\$2,340</b>



**Table 5**  
**2011 Lobbying Expenditures Paid With Association Dues**  
**Listed by Entity**

<b>Name of Entity (County)</b> <b>Association Name</b>	<b>Total Local Government Dues</b>	<b>Proportion of Dues Used for Lobbying</b>	<b>Total Dues Used for Lobbying</b>
<b>Meeker Soil and Water Conservation District</b>			
Minnesota Association of Soil & Water Conservation Districts	2,615	27.6%	722
<b>Total for Entity</b>	<b>\$2,615</b>		<b>\$722</b>
<b>Mehurin Township (Lac qui Parle)</b>			
Minnesota Association of Townships	287	7.0%	20
<b>Total for Entity</b>	<b>\$287</b>		<b>\$20</b>
<b>Melrose Township (Stearns)</b>			
Minnesota Association of Townships	520	7.0%	36
<b>Total for Entity</b>	<b>\$520</b>		<b>\$36</b>
<b>Melville Township (Renville)</b>			
Minnesota Association of Townships	317	7.0%	22
<b>Total for Entity</b>	<b>\$317</b>		<b>\$22</b>
<b>Meriden Township (Steele)</b>			
Minnesota Association of Townships	476	7.0%	33
<b>Total for Entity</b>	<b>\$476</b>		<b>\$33</b>
<b>Merton Township (Steele)</b>			
Minnesota Association of Townships	423	7.0%	30
<b>Total for Entity</b>	<b>\$423</b>		<b>\$30</b>
<b>Metropolitan Council</b>			
League of Minnesota Cities	1,488	10.5%	156
<b>Total for Entity</b>	<b>\$1,488</b>		<b>\$156</b>
<b>Metropolitan Mosquito Control District</b>			
League of Minnesota Cities	1,488	10.5%	156
<b>Total for Entity</b>	<b>\$1,488</b>		<b>\$156</b>
<b>Mickinock Township (Roseau)</b>			
Minnesota Association of Townships	405	7.0%	28
<b>Total for Entity</b>	<b>\$405</b>		<b>\$28</b>
<b>Middle Fork Crow River Watershed District</b>			
League of Minnesota Cities	1,488	10.5%	156
Minnesota Association of Watershed Districts	3,500	27.4%	959
<b>Total for Entity</b>	<b>\$4,988</b>		<b>\$1,115</b>

**Table 5**  
**2011 Lobbying Expenditures Paid With Association Dues**  
**Listed by Entity**

<b>Name of Entity (County)</b> <b>Association Name</b>	<b>Total Local Government Dues</b>	<b>Proportion of Dues Used for Lobbying</b>	<b>Total Dues Used for Lobbying</b>
<b>Middle River Township (Marshall)</b>			
Minnesota Association of Townships	290	7.0%	20
<b>Total for Entity</b>	<b>\$290</b>		<b>\$20</b>
<b>Middle-Snake-Tamarac Rivers Watershed District</b>			
Minnesota Association of Watershed Districts	1,826	27.4%	500
<b>Total for Entity</b>	<b>\$1,826</b>		<b>\$500</b>
<b>Middletown Township (Jackson)</b>			
Minnesota Association of Townships	321	7.0%	22
<b>Total for Entity</b>	<b>\$321</b>		<b>\$22</b>
<b>Middleville Township (Wright)</b>			
Minnesota Association of Townships	637	7.0%	45
<b>Total for Entity</b>	<b>\$637</b>		<b>\$45</b>
<b>Mid-Minnesota Development Commission</b>			
League of Minnesota Cities	1,488	10.5%	156
<b>Total for Entity</b>	<b>\$1,488</b>		<b>\$156</b>
<b>Midway Township (Cottonwood)</b>			
Minnesota Association of Townships	396	7.0%	28
<b>Total for Entity</b>	<b>\$396</b>		<b>\$28</b>
<b>Midway Township (Saint Louis)</b>			
Minnesota Association of Townships	701	7.0%	49
<b>Total for Entity</b>	<b>\$701</b>		<b>\$49</b>
<b>Milaca Township (Mille Lacs)</b>			
Minnesota Association of Townships	755	7.0%	53
<b>Total for Entity</b>	<b>\$755</b>		<b>\$53</b>
<b>Milford Township (Brown)</b>			
Minnesota Association of Townships	507	7.0%	35
<b>Total for Entity</b>	<b>\$507</b>		<b>\$35</b>
<b>Mille Lacs County</b>			
Association of Minnesota Counties	10,663	22.6%	2,410
Minnesota Rural Counties Caucus	2,100	50.0%	1,050
<b>Total for Entity</b>	<b>\$12,763</b>		<b>\$3,460</b>

**Table 5**  
**2011 Lobbying Expenditures Paid With Association Dues**  
**Listed by Entity**

<b>Name of Entity (County)</b> <b>Association Name</b>	<b>Total Local Government Dues</b>	<b>Proportion of Dues Used for Lobbying</b>	<b>Total Dues Used for Lobbying</b>
<b>Mille Lacs Soil and Water Conservation District</b>			
Minnesota Association of Soil & Water Conservation Districts	2,547	27.6%	703
<b>Total for Entity</b>	<b>\$2,547</b>		<b>\$703</b>
<b>Millerville Township (Douglas)</b>			
Minnesota Association of Townships	426	7.0%	30
<b>Total for Entity</b>	<b>\$426</b>		<b>\$30</b>
<b>Millward Township (Aitkin)</b>			
Minnesota Association of Townships	284	7.0%	20
<b>Total for Entity</b>	<b>\$284</b>		<b>\$20</b>
<b>Millwood Township (Stearns)</b>			
Minnesota Association of Townships	634	7.0%	44
<b>Total for Entity</b>	<b>\$634</b>		<b>\$44</b>
<b>Milo Township (Mille Lacs)</b>			
Minnesota Association of Townships	733	7.0%	51
<b>Total for Entity</b>	<b>\$733</b>		<b>\$51</b>
<b>Milton Township (Dodge)</b>			
Minnesota Association of Townships	505	7.0%	35
<b>Total for Entity</b>	<b>\$505</b>		<b>\$35</b>
<b>Miltona Township (Douglas)</b>			
Minnesota Association of Townships	509	7.0%	36
<b>Total for Entity</b>	<b>\$509</b>		<b>\$36</b>
<b>Minden Township (Benton)</b>			
Minnesota Association of Townships	795	7.0%	56
<b>Total for Entity</b>	<b>\$795</b>		<b>\$56</b>
<b>Minerva Township (Clearwater)</b>			
Minnesota Association of Townships	403	7.0%	28
<b>Total for Entity</b>	<b>\$403</b>		<b>\$28</b>
<b>Minnehaha Creek Watershed District</b>			
League of Minnesota Cities	1,488	10.5%	156
Minnesota Association of Watershed Districts	3,500	27.4%	959
<b>Total for Entity</b>	<b>\$4,988</b>		<b>\$1,115</b>

**Table 5**  
**2011 Lobbying Expenditures Paid With Association Dues**  
**Listed by Entity**

<b>Name of Entity (County)</b> <b>Association Name</b>	<b>Total Local Government Dues</b>	<b>Proportion of Dues Used for Lobbying</b>	<b>Total Dues Used for Lobbying</b>
<b>Minneiska Township (Wabasha)</b>			
Minnesota Association of Townships	307	7.0%	21
<b>Total for Entity</b>	<b>\$307</b>		<b>\$21</b>
<b>Minneola Township (Goodhue)</b>			
Minnesota Association of Townships	478	7.0%	33
<b>Total for Entity</b>	<b>\$478</b>		<b>\$33</b>
<b>Minneota Township (Jackson)</b>			
Minnesota Association of Townships	402	7.0%	28
<b>Total for Entity</b>	<b>\$402</b>		<b>\$28</b>
<b>Minnesota Falls Township (Yellow Medicine)</b>			
Minnesota Association of Townships	413	7.0%	29
<b>Total for Entity</b>	<b>\$413</b>		<b>\$29</b>
<b>Minnesota Lake Township (Faribault)</b>			
Minnesota Association of Townships	318	7.0%	22
<b>Total for Entity</b>	<b>\$318</b>		<b>\$22</b>
<b>Minnesota Valley Transit Association</b>			
Suburban Transit Association	34,755	95.2%	33,087
<b>Total for Entity</b>	<b>\$34,755</b>		<b>\$33,087</b>
<b>Minnewaska Township (Pope)</b>			
Minnesota Association of Townships	450	7.0%	32
<b>Total for Entity</b>	<b>\$450</b>		<b>\$32</b>
<b>Minnie Township (Beltrami)</b>			
Minnesota Association of Townships	276	7.0%	19
<b>Total for Entity</b>	<b>\$276</b>		<b>\$19</b>
<b>Mission Creek Township (Pine)</b>			
Minnesota Association of Townships	472	7.0%	33
<b>Total for Entity</b>	<b>\$472</b>		<b>\$33</b>
<b>Mission Township (Crow Wing)</b>			
Minnesota Association of Townships	512	7.0%	36
<b>Total for Entity</b>	<b>\$512</b>		<b>\$36</b>

**Table 5**  
**2011 Lobbying Expenditures Paid With Association Dues**  
**Listed by Entity**

<b>Name of Entity (County)</b> <b>Association Name</b>	<b>Total Local Government Dues</b>	<b>Proportion of Dues Used for Lobbying</b>	<b>Total Dues Used for Lobbying</b>
<b>Mississippi Watershed Management Organization</b>			
League of Minnesota Cities	1,488	10.5%	156
<b>Total for Entity</b>	<b>\$1,488</b>		<b>\$156</b>
<b>Mitchell Township (Wilkin)</b>			
Minnesota Association of Townships	287	7.0%	20
<b>Total for Entity</b>	<b>\$287</b>		<b>\$20</b>
<b>Moe Township (Douglas)</b>			
Minnesota Association of Townships	502	7.0%	35
<b>Total for Entity</b>	<b>\$502</b>		<b>\$35</b>
<b>Moland Township (Clay)</b>			
Minnesota Association of Townships	411	7.0%	29
<b>Total for Entity</b>	<b>\$411</b>		<b>\$29</b>
<b>Moltke Township (Sibley)</b>			
Minnesota Association of Townships	407	7.0%	28
<b>Total for Entity</b>	<b>\$407</b>		<b>\$28</b>
<b>Money Creek Township (Houston)</b>			
Minnesota Association of Townships	468	7.0%	33
<b>Total for Entity</b>	<b>\$468</b>		<b>\$33</b>
<b>Monroe Township (Lyon)</b>			
Minnesota Association of Townships	318	7.0%	22
<b>Total for Entity</b>	<b>\$318</b>		<b>\$22</b>
<b>Monson Township (Traverse)</b>			
Minnesota Association of Townships	297	7.0%	21
<b>Total for Entity</b>	<b>\$297</b>		<b>\$21</b>
<b>Montgomery Township (Le Sueur)</b>			
Minnesota Association of Townships	502	7.0%	35
<b>Total for Entity</b>	<b>\$502</b>		<b>\$35</b>
<b>Monticello Township (Wright)</b>			
Minnesota Association of Townships	1,202	7.0%	84
<b>Total for Entity</b>	<b>\$1,202</b>		<b>\$84</b>

**Table 5**  
**2011 Lobbying Expenditures Paid With Association Dues**  
**Listed by Entity**

<b>Name of Entity (County)</b> <b>Association Name</b>	<b>Total Local Government Dues</b>	<b>Proportion of Dues Used for Lobbying</b>	<b>Total Dues Used for Lobbying</b>
<b>Moonshine Township (Big Stone)</b>			
Minnesota Association of Townships	293	7.0%	21
<b>Total for Entity</b>	<b>\$293</b>		<b>\$21</b>
<b>Moore Township (Stevens)</b>			
Minnesota Association of Townships	321	7.0%	22
<b>Total for Entity</b>	<b>\$321</b>		<b>\$22</b>
<b>Moorhead Township (Clay)</b>			
Minnesota Association of Townships	395	7.0%	28
<b>Total for Entity</b>	<b>\$395</b>		<b>\$28</b>
<b>Moose Creek Township (Clearwater)</b>			
Minnesota Association of Townships	322	7.0%	23
<b>Total for Entity</b>	<b>\$322</b>		<b>\$23</b>
<b>Moose Lake Township (Beltrami)</b>			
Minnesota Association of Townships	323	7.0%	23
<b>Total for Entity</b>	<b>\$323</b>		<b>\$23</b>
<b>Moose Lake Township (Carlton)</b>			
Minnesota Association of Townships	632	7.0%	44
<b>Total for Entity</b>	<b>\$632</b>		<b>\$44</b>
<b>Moose Lake Township (Cass)</b>			
Minnesota Association of Townships	300	7.0%	21
<b>Total for Entity</b>	<b>\$300</b>		<b>\$21</b>
<b>Moose Lake-Windemere Area Sanitary Sewer District</b>			
League of Minnesota Cities	1,488	10.5%	156
<b>Total for Entity</b>	<b>\$1,488</b>		<b>\$156</b>
<b>Moose Park Township (Itasca)</b>			
Minnesota Association of Townships	290	7.0%	20
<b>Total for Entity</b>	<b>\$290</b>		<b>\$20</b>
<b>Moose River Township (Marshall)</b>			
Minnesota Association of Townships	274	7.0%	19
<b>Total for Entity</b>	<b>\$274</b>		<b>\$19</b>

**Table 5**  
**2011 Lobbying Expenditures Paid With Association Dues**  
**Listed by Entity**

<b>Name of Entity (County)</b> <b>Association Name</b>	<b>Total Local Government Dues</b>	<b>Proportion of Dues Used for Lobbying</b>	<b>Total Dues Used for Lobbying</b>
<b>Moose Township (Roseau)</b>			
Minnesota Association of Townships	297	7.0%	21
<b>Total for Entity</b>	<b>\$297</b>		<b>\$21</b>
<b>Moran Township (Todd)</b>			
Minnesota Association of Townships	449	7.0%	31
<b>Total for Entity</b>	<b>\$449</b>		<b>\$31</b>
<b>Moranville Township (Roseau)</b>			
Minnesota Association of Townships	543	7.0%	38
<b>Total for Entity</b>	<b>\$543</b>		<b>\$38</b>
<b>Morcom Township (Saint Louis)</b>			
Minnesota Association of Townships	290	7.0%	20
<b>Total for Entity</b>	<b>\$290</b>		<b>\$20</b>
<b>Morgan Township (Redwood)</b>			
Minnesota Association of Townships	401	7.0%	28
<b>Total for Entity</b>	<b>\$401</b>		<b>\$28</b>
<b>Morken Township (Clay)</b>			
Minnesota Association of Townships	312	7.0%	22
<b>Total for Entity</b>	<b>\$312</b>		<b>\$22</b>
<b>Morrill Township (Morrison)</b>			
Minnesota Association of Townships	492	7.0%	34
<b>Total for Entity</b>	<b>\$492</b>		<b>\$34</b>
<b>Morris Township (Stevens)</b>			
Minnesota Association of Townships	428	7.0%	30
<b>Total for Entity</b>	<b>\$428</b>		<b>\$30</b>
<b>Morrison County</b>			
Association of Minnesota Counties	12,548	22.6%	2,836
<b>Total for Entity</b>	<b>\$12,548</b>		<b>\$2,836</b>
<b>Morrison Soil and Water Conservation District</b>			
Minnesota Association of Soil & Water Conservation Districts	2,096	27.6%	578
<b>Total for Entity</b>	<b>\$2,096</b>		<b>\$578</b>

**Table 5**  
**2011 Lobbying Expenditures Paid With Association Dues**  
**Listed by Entity**

<b>Name of Entity (County)</b> <b>Association Name</b>	<b>Total Local Government Dues</b>	<b>Proportion of Dues Used for Lobbying</b>	<b>Total Dues Used for Lobbying</b>
<b>Morrison Township (Aitkin)</b>			
Minnesota Association of Townships	312	7.0%	22
<b>Total for Entity</b>	<b>\$312</b>		<b>\$22</b>
<b>Morristown Township (Rice)</b>			
Minnesota Association of Townships	483	7.0%	34
<b>Total for Entity</b>	<b>\$483</b>		<b>\$34</b>
<b>Morse Township (Itasca)</b>			
Minnesota Association of Townships	481	7.0%	34
<b>Total for Entity</b>	<b>\$481</b>		<b>\$34</b>
<b>Morse Township (Saint Louis)</b>			
Minnesota Association of Townships	674	7.0%	47
Range Association of Municipalities and Schools	400	57.3%	229
<b>Total for Entity</b>	<b>\$1,074</b>		<b>\$276</b>
<b>Moscow Township (Freeborn)</b>			
Minnesota Association of Townships	465	7.0%	33
<b>Total for Entity</b>	<b>\$465</b>		<b>\$33</b>
<b>Motley Township (Morrison)</b>			
Minnesota Association of Townships	316	7.0%	22
<b>Total for Entity</b>	<b>\$316</b>		<b>\$22</b>
<b>Moulton Township (Murray)</b>			
Minnesota Association of Townships	319	7.0%	22
<b>Total for Entity</b>	<b>\$319</b>		<b>\$22</b>
<b>Mound Prairie Township (Houston)</b>			
Minnesota Association of Townships	485	7.0%	34
<b>Total for Entity</b>	<b>\$485</b>		<b>\$34</b>
<b>Mound Township (Rock)</b>			
Minnesota Association of Townships	324	7.0%	23
<b>Total for Entity</b>	<b>\$324</b>		<b>\$23</b>
<b>Mount Morris Township (Morrison)</b>			
Minnesota Association of Townships	292	7.0%	20
<b>Total for Entity</b>	<b>\$292</b>		<b>\$20</b>



**Table 5**  
**2011 Lobbying Expenditures Paid With Association Dues**  
**Listed by Entity**

<b>Name of Entity (County)</b> <b>Association Name</b>	<b>Total Local Government Dues</b>	<b>Proportion of Dues Used for Lobbying</b>	<b>Total Dues Used for Lobbying</b>
<b>Mount Pleasant Township (Wabasha)</b>			
Minnesota Association of Townships	447	7.0%	31
<b>Total for Entity</b>	<b>\$447</b>		<b>\$31</b>
<b>Mount Vernon Township (Winona)</b>			
Minnesota Association of Townships	396	7.0%	28
<b>Total for Entity</b>	<b>\$396</b>		<b>\$28</b>
<b>Mountain Lake Township (Cottonwood)</b>			
Minnesota Association of Townships	429	7.0%	30
<b>Total for Entity</b>	<b>\$429</b>		<b>\$30</b>
<b>Mower County</b>			
Association of Minnesota Counties	13,449	22.6%	3,039
<b>Total for Entity</b>	<b>\$13,449</b>		<b>\$3,039</b>
<b>Mower County Soil and Water Conservation District</b>			
Minnesota Association of Soil & Water Conservation Districts	2,795	27.6%	771
<b>Total for Entity</b>	<b>\$2,795</b>		<b>\$771</b>
<b>Moyer Township (Swift)</b>			
Minnesota Association of Townships	290	7.0%	20
<b>Total for Entity</b>	<b>\$290</b>		<b>\$20</b>
<b>Moylan Township (Marshall)</b>			
Minnesota Association of Townships	294	7.0%	21
<b>Total for Entity</b>	<b>\$294</b>		<b>\$21</b>
<b>Mudgett Township (Mille Lacs)</b>			
Minnesota Association of Townships	288	7.0%	20
<b>Total for Entity</b>	<b>\$288</b>		<b>\$20</b>
<b>Mulligan Township (Brown)</b>			
Minnesota Association of Townships	317	7.0%	22
<b>Total for Entity</b>	<b>\$317</b>		<b>\$22</b>
<b>Munch Township (Pine)</b>			
Minnesota Association of Townships	401	7.0%	28
<b>Total for Entity</b>	<b>\$401</b>		<b>\$28</b>

**Table 5**  
**2011 Lobbying Expenditures Paid With Association Dues**  
**Listed by Entity**

<b>Name of Entity (County)</b> <b>Association Name</b>	<b>Total Local Government Dues</b>	<b>Proportion of Dues Used for Lobbying</b>	<b>Total Dues Used for Lobbying</b>
<b>Munson Township (Stearns)</b>			
Minnesota Association of Townships	710	7.0%	50
<b>Total for Entity</b>	<b>\$710</b>		<b>\$50</b>
<b>Murray County</b>			
Association of Minnesota Counties	6,372	22.6%	1,440
<b>Total for Entity</b>	<b>\$6,372</b>		<b>\$1,440</b>
<b>Murray Soil and Water Conservation District</b>			
Minnesota Association of Soil & Water Conservation Districts	1,895	27.6%	523
<b>Total for Entity</b>	<b>\$1,895</b>		<b>\$523</b>
<b>Murray Township (Murray)</b>			
Minnesota Association of Townships	306	7.0%	21
<b>Total for Entity</b>	<b>\$306</b>		<b>\$21</b>
<b>Nashville Township (Martin)</b>			
Minnesota Association of Townships	311	7.0%	22
<b>Total for Entity</b>	<b>\$311</b>		<b>\$22</b>
<b>Nashwauk Township (Itasca)</b>			
League of Minnesota Cities	731	10.5%	77
Minnesota Association of Townships	494	7.0%	35
Range Association of Municipalities and Schools	350	57.3%	201
<b>Total for Entity</b>	<b>\$1,575</b>		<b>\$313</b>
<b>National Joint Powers Alliance</b>			
Minnesota Rural Education Association	1,600	40.0%	640
<b>Total for Entity</b>	<b>\$1,600</b>		<b>\$640</b>
<b>Nebish Township (Beltrami)</b>			
Minnesota Association of Townships	416	7.0%	29
<b>Total for Entity</b>	<b>\$416</b>		<b>\$29</b>
<b>Nelson Park Township (Marshall)</b>			
Minnesota Association of Townships	300	7.0%	21
<b>Total for Entity</b>	<b>\$300</b>		<b>\$21</b>

**Table 5**  
**2011 Lobbying Expenditures Paid With Association Dues**  
**Listed by Entity**

<b>Name of Entity (County)</b> <b>Association Name</b>	<b>Total Local Government Dues</b>	<b>Proportion of Dues Used for Lobbying</b>	<b>Total Dues Used for Lobbying</b>
<b>Nelson Township (Watonwan)</b>			
Minnesota Association of Townships	403	7.0%	28
<b>Total for Entity</b>	<b>\$403</b>		<b>\$28</b>
<b>Nereson Township (Roseau)</b>			
Minnesota Association of Townships	280	7.0%	20
<b>Total for Entity</b>	<b>\$280</b>		<b>\$20</b>
<b>Nesbit Township (Polk)</b>			
Minnesota Association of Townships	299	7.0%	21
<b>Total for Entity</b>	<b>\$299</b>		<b>\$21</b>
<b>Ness Township (Saint Louis)</b>			
Minnesota Association of Townships	283	7.0%	20
<b>Total for Entity</b>	<b>\$283</b>		<b>\$20</b>
<b>Nessel Township (Chisago)</b>			
Minnesota Association of Townships	849	7.0%	59
<b>Total for Entity</b>	<b>\$849</b>		<b>\$59</b>
<b>Nevada Township (Mower)</b>			
Minnesota Association of Townships	413	7.0%	29
<b>Total for Entity</b>	<b>\$413</b>		<b>\$29</b>
<b>Nevis Township (Hubbard)</b>			
Minnesota Association of Townships	541	7.0%	38
<b>Total for Entity</b>	<b>\$541</b>		<b>\$38</b>
<b>New Auburn Township (Sibley)</b>			
Minnesota Association of Townships	437	7.0%	31
<b>Total for Entity</b>	<b>\$437</b>		<b>\$31</b>
<b>New Avon Township (Redwood)</b>			
Minnesota Association of Townships	320	7.0%	22
<b>Total for Entity</b>	<b>\$320</b>		<b>\$22</b>
<b>New Dosey Township (Pine)</b>			
Minnesota Association of Townships	288	7.0%	20
<b>Total for Entity</b>	<b>\$288</b>		<b>\$20</b>

**Table 5**  
**2011 Lobbying Expenditures Paid With Association Dues**  
**Listed by Entity**

<b>Name of Entity (County)</b> <b>Association Name</b>	<b>Total Local Government Dues</b>	<b>Proportion of Dues Used for Lobbying</b>	<b>Total Dues Used for Lobbying</b>
<b>New Folden Township (Marshall)</b>			
Minnesota Association of Townships	317	7.0%	22
<b>Total for Entity</b>	<b>\$317</b>		<b>\$22</b>
<b>New Hartford Township (Winona)</b>			
Minnesota Association of Townships	519	7.0%	36
<b>Total for Entity</b>	<b>\$519</b>		<b>\$36</b>
<b>New Haven Township (Olmsted)</b>			
Minnesota Association of Townships	680	7.0%	48
<b>Total for Entity</b>	<b>\$680</b>		<b>\$48</b>
<b>New Independence Township (Saint Louis)</b>			
Minnesota Association of Townships	397	7.0%	28
<b>Total for Entity</b>	<b>\$397</b>		<b>\$28</b>
<b>New London Township (Kandiyohi)</b>			
Minnesota Association of Townships	1,084	7.0%	76
<b>Total for Entity</b>	<b>\$1,084</b>		<b>\$76</b>
<b>New Maine Township (Marshall)</b>			
Minnesota Association of Townships	306	7.0%	21
<b>Total for Entity</b>	<b>\$306</b>		<b>\$21</b>
<b>New Market Township (Scott)</b>			
Minnesota Association of Townships	1,216	7.0%	85
<b>Total for Entity</b>	<b>\$1,216</b>		<b>\$85</b>
<b>New Prairie Township (Pope)</b>			
Minnesota Association of Townships	322	7.0%	23
<b>Total for Entity</b>	<b>\$322</b>		<b>\$23</b>
<b>New Richland Township (Waseca)</b>			
Minnesota Association of Townships	445	7.0%	31
<b>Total for Entity</b>	<b>\$445</b>		<b>\$31</b>
<b>New Solum Township (Marshall)</b>			
Minnesota Association of Townships	411	7.0%	29
<b>Total for Entity</b>	<b>\$411</b>		<b>\$29</b>

**Table 5**  
**2011 Lobbying Expenditures Paid With Association Dues**  
**Listed by Entity**

<b>Name of Entity (County)</b> <b>Association Name</b>	<b>Total Local Government Dues</b>	<b>Proportion of Dues Used for Lobbying</b>	<b>Total Dues Used for Lobbying</b>
<b>New Sweden Township (Nicollet)</b>			
Minnesota Association of Townships	413	7.0%	29
<b>Total for Entity</b>	<b>\$413</b>		<b>\$29</b>
<b>Newburg Township (Fillmore)</b>			
Minnesota Association of Townships	428	7.0%	30
<b>Total for Entity</b>	<b>\$428</b>		<b>\$30</b>
<b>Newry Township (Freeborn)</b>			
Minnesota Association of Townships	443	7.0%	31
<b>Total for Entity</b>	<b>\$443</b>		<b>\$31</b>
<b>Newton Township (Otter Tail)</b>			
Minnesota Association of Townships	507	7.0%	35
<b>Total for Entity</b>	<b>\$507</b>		<b>\$35</b>
<b>Nickerson Township (Pine)</b>			
Minnesota Association of Townships	305	7.0%	21
<b>Total for Entity</b>	<b>\$305</b>		<b>\$21</b>
<b>Nicollet County</b>			
Association of Minnesota Counties	12,073	22.6%	2,728
Highway 14 Partnership	1,500	63.6%	954
<b>Total for Entity</b>	<b>\$13,573</b>		<b>\$3,682</b>
<b>Nicollet Soil and Water Conservation District</b>			
Minnesota Association of Soil & Water Conservation Districts	2,795	27.6%	771
<b>Total for Entity</b>	<b>\$2,795</b>		<b>\$771</b>
<b>Nicollet Township (Nicollet)</b>			
Minnesota Association of Townships	449	7.0%	31
<b>Total for Entity</b>	<b>\$449</b>		<b>\$31</b>
<b>Nidaros Township (Otter Tail)</b>			
Minnesota Association of Townships	409	7.0%	29
<b>Total for Entity</b>	<b>\$409</b>		<b>\$29</b>
<b>Nilsen Township (Wilkin)</b>			
Minnesota Association of Townships	279	7.0%	20
<b>Total for Entity</b>	<b>\$279</b>		<b>\$20</b>

**Table 5**  
**2011 Lobbying Expenditures Paid With Association Dues**  
**Listed by Entity**

<b>Name of Entity (County)</b> <b>Association Name</b>	<b>Total Local Government Dues</b>	<b>Proportion of Dues Used for Lobbying</b>	<b>Total Dues Used for Lobbying</b>
<b>Nine Mile Creek Watershed District</b>			
League of Minnesota Cities	1,488	10.5%	156
Minnesota Association of Watershed Districts	3,500	27.4%	959
<b>Total for Entity</b>	<b>\$4,988</b>		<b>\$1,115</b>
<b>Nininger Township (Dakota)</b>			
Minnesota Association of Townships	549	7.0%	38
<b>Total for Entity</b>	<b>\$549</b>		<b>\$38</b>
<b>Nobles County</b>			
Association of Minnesota Counties	9,528	22.6%	2,153
<b>Total for Entity</b>	<b>\$9,528</b>		<b>\$2,153</b>
<b>Nobles Soil and Water Conservation District</b>			
Minnesota Association of Soil & Water Conservation Districts	2,066	27.6%	570
<b>Total for Entity</b>	<b>\$2,066</b>		<b>\$570</b>
<b>Nokay Lake Township (Crow Wing)</b>			
Minnesota Association of Townships	517	7.0%	36
<b>Total for Entity</b>	<b>\$517</b>		<b>\$36</b>
<b>Nora Township (Clearwater)</b>			
Minnesota Association of Townships	432	7.0%	30
<b>Total for Entity</b>	<b>\$432</b>		<b>\$30</b>
<b>Nora Township (Pope)</b>			
Minnesota Association of Townships	308	7.0%	22
<b>Total for Entity</b>	<b>\$308</b>		<b>\$22</b>
<b>Norden Township (Pennington)</b>			
Minnesota Association of Townships	431	7.0%	30
<b>Total for Entity</b>	<b>\$431</b>		<b>\$30</b>
<b>Nordick Township (Wilkin)</b>			
Minnesota Association of Townships	292	7.0%	20
<b>Total for Entity</b>	<b>\$292</b>		<b>\$20</b>
<b>Nordland Township (Aitkin)</b>			
Minnesota Association of Townships	544	7.0%	38
<b>Total for Entity</b>	<b>\$544</b>		<b>\$38</b>

**Table 5**  
**2011 Lobbying Expenditures Paid With Association Dues**  
**Listed by Entity**

<b>Name of Entity (County)</b> <b>Association Name</b>	<b>Total Local Government Dues</b>	<b>Proportion of Dues Used for Lobbying</b>	<b>Total Dues Used for Lobbying</b>
<b>Nordland Township (Lyon)</b>			
Minnesota Association of Townships	317	7.0%	22
<b>Total for Entity</b>	<b>\$317</b>		<b>\$22</b>
<b>Nore Township (Itasca)</b>			
Minnesota Association of Townships	283	7.0%	20
<b>Total for Entity</b>	<b>\$283</b>		<b>\$20</b>
<b>Norfolk Township (Renville)</b>			
Minnesota Association of Townships	308	7.0%	22
<b>Total for Entity</b>	<b>\$308</b>		<b>\$22</b>
<b>Norman County</b>			
Association of Minnesota Counties	5,265	22.6%	1,190
Minnesota Rural Counties Caucus	2,100	50.0%	1,050
<b>Total for Entity</b>	<b>\$7,365</b>		<b>\$2,240</b>
<b>Norman County Soil and Water Conservation District</b>			
Minnesota Association of Soil & Water Conservation Districts	1,895	27.6%	523
<b>Total for Entity</b>	<b>\$1,895</b>		<b>\$523</b>
<b>Norman Township (Pine)</b>			
Minnesota Association of Townships	398	7.0%	28
<b>Total for Entity</b>	<b>\$398</b>		<b>\$28</b>
<b>Norman Township (Yellow Medicine)</b>			
Minnesota Association of Townships	399	7.0%	28
<b>Total for Entity</b>	<b>\$399</b>		<b>\$28</b>
<b>Normania Township (Yellow Medicine)</b>			
Minnesota Association of Townships	307	7.0%	21
<b>Total for Entity</b>	<b>\$307</b>		<b>\$21</b>
<b>Normanna Township (Saint Louis)</b>			
Minnesota Association of Townships	489	7.0%	34
<b>Total for Entity</b>	<b>\$489</b>		<b>\$34</b>
<b>North Branch Township (Isanti)</b>			
Minnesota Association of Townships	813	7.0%	57
<b>Total for Entity</b>	<b>\$813</b>		<b>\$57</b>

**Table 5**  
**2011 Lobbying Expenditures Paid With Association Dues**  
**Listed by Entity**

<b>Name of Entity (County)</b> <b>Association Name</b>	<b>Total Local Government Dues</b>	<b>Proportion of Dues Used for Lobbying</b>	<b>Total Dues Used for Lobbying</b>
<b>North Fork Crow River Watershed District</b>			
League of Minnesota Cities	1,488	10.5%	156
Minnesota Association of Watershed Districts	1,615	27.4%	443
<b>Total for Entity</b>	<b>\$3,103</b>		<b>\$599</b>
<b>North Fork Township (Stearns)</b>			
Minnesota Association of Townships	399	7.0%	28
<b>Total for Entity</b>	<b>\$399</b>		<b>\$28</b>
<b>North Germany Township (Wadena)</b>			
Minnesota Association of Townships	407	7.0%	28
<b>Total for Entity</b>	<b>\$407</b>		<b>\$28</b>
<b>North Hero Township (Redwood)</b>			
Minnesota Association of Townships	299	7.0%	21
<b>Total for Entity</b>	<b>\$299</b>		<b>\$21</b>
<b>North Koochiching Area Sanitary District</b>			
League of Minnesota Cities	1,488	10.5%	156
Minnesota Environmental Science & Economic Review Board	2,592	25.5%	661
<b>Total for Entity</b>	<b>\$4,080</b>		<b>\$817</b>
<b>North Ottawa Township (Grant)</b>			
Minnesota Association of Townships	281	7.0%	20
<b>Total for Entity</b>	<b>\$281</b>		<b>\$20</b>
<b>North Saint Louis Soil and Water Conservation District</b>			
Minnesota Association of Soil & Water Conservation Districts	2,795	27.6%	771
<b>Total for Entity</b>	<b>\$2,795</b>		<b>\$771</b>
<b>North Star Township (Brown)</b>			
Minnesota Association of Townships	407	7.0%	28
<b>Total for Entity</b>	<b>\$407</b>		<b>\$28</b>
<b>North Star Township (Saint Louis)</b>			
Minnesota Association of Townships	322	7.0%	23
<b>Total for Entity</b>	<b>\$322</b>		<b>\$23</b>



**Table 5**  
**2011 Lobbying Expenditures Paid With Association Dues**  
**Listed by Entity**

<b>Name of Entity (County) Association Name</b>	<b>Total Local Government Dues</b>	<b>Proportion of Dues Used for Lobbying</b>	<b>Total Dues Used for Lobbying</b>
<b>North Township (Pennington)</b>			
Minnesota Association of Townships	502	7.0%	35
<b>Total for Entity</b>	<b>\$502</b>		<b>\$35</b>
<b>Northeast Metro 916 Intermediate School District</b>			
Association of Metropolitan School Districts, Inc.	3,250	71.0%	2,308
Minnesota School Board Association	4,789	40.3%	1,930
Schools for Equity in Education	550	84.1%	463
<b>Total for Entity</b>	<b>\$8,589</b>		<b>\$4,701</b>
<b>Northeast Service Cooperative</b>			
Minnesota Rural Education Association	600	40.0%	240
<b>Total for Entity</b>	<b>\$600</b>		<b>\$240</b>
<b>Northern Township (Beltrami)</b>			
Minnesota Association of Townships	1,409	7.0%	99
<b>Total for Entity</b>	<b>\$1,409</b>		<b>\$99</b>
<b>Northfield Township (Rice)</b>			
Minnesota Association of Townships	522	7.0%	37
<b>Total for Entity</b>	<b>\$522</b>		<b>\$37</b>
<b>Northland Township (Polk)</b>			
Minnesota Association of Townships	311	7.0%	22
<b>Total for Entity</b>	<b>\$311</b>		<b>\$22</b>
<b>Northland Township (Saint Louis)</b>			
Minnesota Association of Townships	299	7.0%	21
<b>Total for Entity</b>	<b>\$299</b>		<b>\$21</b>
<b>Northwest Service Cooperative</b>			
Minnesota Rural Education Association	1,600	40.0%	640
<b>Total for Entity</b>	<b>\$1,600</b>		<b>\$640</b>
<b>Northwest Suburban Integration School District #6078</b>			
Association of Metropolitan School Districts, Inc.	3,250	71.0%	2,308
<b>Total for Entity</b>	<b>\$3,250</b>		<b>\$2,308</b>

**Table 5**  
**2011 Lobbying Expenditures Paid With Association Dues**  
**Listed by Entity**

<b>Name of Entity (County)</b> <b>Association Name</b>	<b>Total Local Government Dues</b>	<b>Proportion of Dues Used for Lobbying</b>	<b>Total Dues Used for Lobbying</b>
<b>Norton Township (Winona)</b>			
Minnesota Association of Townships	447	7.0%	31
<b>Total for Entity</b>	<b>\$447</b>		<b>\$31</b>
<b>Norway Lake Township (Kandiyohi)</b>			
Minnesota Association of Townships	397	7.0%	28
<b>Total for Entity</b>	<b>\$397</b>		<b>\$28</b>
<b>Norway Township (Fillmore)</b>			
Minnesota Association of Townships	415	7.0%	29
<b>Total for Entity</b>	<b>\$415</b>		<b>\$29</b>
<b>Norway Township (Kittson)</b>			
Minnesota Association of Townships	288	7.0%	20
<b>Total for Entity</b>	<b>\$288</b>		<b>\$20</b>
<b>Norwegian Grove Township (Otter Tail)</b>			
Minnesota Association of Townships	406	7.0%	28
<b>Total for Entity</b>	<b>\$406</b>		<b>\$28</b>
<b>Numedal Township (Pennington)</b>			
Minnesota Association of Townships	289	7.0%	20
<b>Total for Entity</b>	<b>\$289</b>		<b>\$20</b>
<b>Nunda Township (Freeborn)</b>			
Minnesota Association of Townships	397	7.0%	28
<b>Total for Entity</b>	<b>\$397</b>		<b>\$28</b>
<b>Oak Lawn Township (Crow Wing)</b>			
Minnesota Association of Townships	798	7.0%	56
<b>Total for Entity</b>	<b>\$798</b>		<b>\$56</b>
<b>Oak Park Township (Marshall)</b>			
Minnesota Association of Townships	303	7.0%	21
<b>Total for Entity</b>	<b>\$303</b>		<b>\$21</b>
<b>Oak Township (Stearns)</b>			
Minnesota Association of Townships	473	7.0%	33
<b>Total for Entity</b>	<b>\$473</b>		<b>\$33</b>

**Table 5**  
**2011 Lobbying Expenditures Paid With Association Dues**  
**Listed by Entity**

<b>Name of Entity (County)</b> <b>Association Name</b>	<b>Total Local Government Dues</b>	<b>Proportion of Dues Used for Lobbying</b>	<b>Total Dues Used for Lobbying</b>
<b>Oak Valley Township (Otter Tail)</b>			
Minnesota Association of Townships	413	7.0%	29
<b>Total for Entity</b>	<b>\$413</b>		<b>\$29</b>
<b>Oakland Township (Freeborn)</b>			
Minnesota Association of Townships	426	7.0%	30
<b>Total for Entity</b>	<b>\$426</b>		<b>\$30</b>
<b>Oakland Township (Mahnomon)</b>			
Minnesota Association of Townships	399	7.0%	28
<b>Total for Entity</b>	<b>\$399</b>		<b>\$28</b>
<b>Oakport Township (Clay)</b>			
Minnesota Association of Townships	771	7.0%	54
<b>Total for Entity</b>	<b>\$771</b>		<b>\$54</b>
<b>Oakwood Township (Wabasha)</b>			
Minnesota Association of Townships	435	7.0%	30
<b>Total for Entity</b>	<b>\$435</b>		<b>\$30</b>
<b>O'Brien Township (Beltrami)</b>			
Minnesota Association of Townships	282	7.0%	20
<b>Total for Entity</b>	<b>\$282</b>		<b>\$20</b>
<b>Odessa Township (Big Stone)</b>			
Minnesota Association of Townships	299	7.0%	21
<b>Total for Entity</b>	<b>\$299</b>		<b>\$21</b>
<b>Odin Township (Watonwan)</b>			
Minnesota Association of Townships	307	7.0%	21
<b>Total for Entity</b>	<b>\$307</b>		<b>\$21</b>
<b>Ogema Township (Pine)</b>			
Minnesota Association of Townships	413	7.0%	29
<b>Total for Entity</b>	<b>\$413</b>		<b>\$29</b>
<b>Okabena-Ocheda Watershed District</b>			
Minnesota Association of Watershed Districts	884	27.4%	242
<b>Total for Entity</b>	<b>\$884</b>		<b>\$242</b>

**Table 5**  
**2011 Lobbying Expenditures Paid With Association Dues**  
**Listed by Entity**

Name of Entity (County) Association Name	Total Local Government Dues	Proportion of Dues Used for Lobbying	Total Dues Used for Lobbying
<b>Olmsted County</b>			
Association of Minnesota Counties	27,677	22.6%	6,255
Highway 14 Partnership	1,500	63.6%	954
Minnesota Inter-County Association	33,911	49.0%	16,616
<b>Total for Entity</b>	<b>\$63,088</b>		<b>\$23,825</b>
<b>Olmsted Soil and Water Conservation District</b>			
Minnesota Association of Soil & Water Conservation Districts	2,795	27.6%	771
<b>Total for Entity</b>	<b>\$2,795</b>		<b>\$771</b>
<b>Olney Township (Nobles)</b>			
Minnesota Association of Townships	317	7.0%	22
<b>Total for Entity</b>	<b>\$317</b>		<b>\$22</b>
<b>Omro Township (Yellow Medicine)</b>			
Minnesota Association of Townships	306	7.0%	21
<b>Total for Entity</b>	<b>\$306</b>		<b>\$21</b>
<b>Onamia Township (Mille Lacs)</b>			
Minnesota Association of Townships	486	7.0%	34
<b>Total for Entity</b>	<b>\$486</b>		<b>\$34</b>
<b>Onstad Township (Polk)</b>			
Minnesota Association of Townships	283	7.0%	20
<b>Total for Entity</b>	<b>\$283</b>		<b>\$20</b>
<b>Orange Township (Douglas)</b>			
Minnesota Association of Townships	412	7.0%	29
<b>Total for Entity</b>	<b>\$412</b>		<b>\$29</b>
<b>Orion Township (Olmsted)</b>			
Minnesota Association of Townships	475	7.0%	33
<b>Total for Entity</b>	<b>\$475</b>		<b>\$33</b>
<b>Oronoco Township (Olmsted)</b>			
Minnesota Association of Townships	939	7.0%	66
<b>Total for Entity</b>	<b>\$939</b>		<b>\$66</b>

**Table 5**  
**2011 Lobbying Expenditures Paid With Association Dues**  
**Listed by Entity**

<b>Name of Entity (County)</b> <b>Association Name</b>	<b>Total Local Government Dues</b>	<b>Proportion of Dues Used for Lobbying</b>	<b>Total Dues Used for Lobbying</b>
<b>Orrock Township (Sherburne)</b>			
Minnesota Association of Townships	1,211	7.0%	85
<b>Total for Entity</b>	<b>\$1,211</b>		<b>\$85</b>
<b>Orton Township (Wadena)</b>			
Minnesota Association of Townships	321	7.0%	22
<b>Total for Entity</b>	<b>\$321</b>		<b>\$22</b>
<b>Ortonville Township (Big Stone)</b>			
Minnesota Association of Townships	293	7.0%	21
<b>Total for Entity</b>	<b>\$293</b>		<b>\$21</b>
<b>Orwell Township (Otter Tail)</b>			
Minnesota Association of Townships	305	7.0%	21
<b>Total for Entity</b>	<b>\$305</b>		<b>\$21</b>
<b>Osage Township (Becker)</b>			
Minnesota Association of Townships	528	7.0%	37
<b>Total for Entity</b>	<b>\$528</b>		<b>\$37</b>
<b>Osakis Township (Douglas)</b>			
Minnesota Association of Townships	471	7.0%	33
<b>Total for Entity</b>	<b>\$471</b>		<b>\$33</b>
<b>Osborne Township (Pipestone)</b>			
Minnesota Association of Townships	399	7.0%	28
<b>Total for Entity</b>	<b>\$399</b>		<b>\$28</b>
<b>Oscar Township (Otter Tail)</b>			
Minnesota Association of Townships	317	7.0%	22
<b>Total for Entity</b>	<b>\$317</b>		<b>\$22</b>
<b>Osceola Township (Renville)</b>			
Minnesota Association of Townships	314	7.0%	22
<b>Total for Entity</b>	<b>\$314</b>		<b>\$22</b>
<b>Oshawa Township (Nicollet)</b>			
Minnesota Association of Townships	457	7.0%	32
<b>Total for Entity</b>	<b>\$457</b>		<b>\$32</b>

**Table 5**  
**2011 Lobbying Expenditures Paid With Association Dues**  
**Listed by Entity**

<b>Name of Entity (County)</b> <b>Association Name</b>	<b>Total Local Government Dues</b>	<b>Proportion of Dues Used for Lobbying</b>	<b>Total Dues Used for Lobbying</b>
<b>Oshkosh Township (Yellow Medicine)</b>			
Minnesota Association of Townships	322	7.0%	23
<b>Total for Entity</b>	<b>\$322</b>		<b>\$23</b>
<b>Oteneagen Township (Itasca)</b>			
Minnesota Association of Townships	397	7.0%	28
<b>Total for Entity</b>	<b>\$397</b>		<b>\$28</b>
<b>Otisco Township (Waseca)</b>			
Minnesota Association of Townships	474	7.0%	33
<b>Total for Entity</b>	<b>\$474</b>		<b>\$33</b>
<b>Otrey Township (Big Stone)</b>			
Minnesota Association of Townships	292	7.0%	20
<b>Total for Entity</b>	<b>\$292</b>		<b>\$20</b>
<b>Ottawa Township (Le Sueur)</b>			
Minnesota Association of Townships	400	7.0%	28
<b>Total for Entity</b>	<b>\$400</b>		<b>\$28</b>
<b>Otter Tail County</b>			
Association of Minnesota Counties	18,448	22.6%	4,169
Minnesota Rural Counties Caucus	2,100	50.0%	1,050
<b>Total for Entity</b>	<b>\$20,548</b>		<b>\$5,219</b>
<b>Otter Tail East Soil and Water Conservation District</b>			
Minnesota Association of Soil & Water Conservation Districts	2,795	27.6%	771
<b>Total for Entity</b>	<b>\$2,795</b>		<b>\$771</b>
<b>Otter Tail Peninsula Township (Cass)</b>			
Minnesota Association of Townships	281	7.0%	20
<b>Total for Entity</b>	<b>\$281</b>		<b>\$20</b>
<b>Ottertail Township (Otter Tail)</b>			
Minnesota Association of Townships	452	7.0%	32
<b>Total for Entity</b>	<b>\$452</b>		<b>\$32</b>
<b>Otto Township (Otter Tail)</b>			
Minnesota Association of Townships	444	7.0%	31
<b>Total for Entity</b>	<b>\$444</b>		<b>\$31</b>

**Table 5**  
**2011 Lobbying Expenditures Paid With Association Dues**  
**Listed by Entity**

<b>Name of Entity (County)</b> <b>Association Name</b>	<b>Total Local Government Dues</b>	<b>Proportion of Dues Used for Lobbying</b>	<b>Total Dues Used for Lobbying</b>
<b>Owatonna Township (Steele)</b>			
Minnesota Association of Townships	503	7.0%	35
<b>Total for Entity</b>	<b>\$503</b>		<b>\$35</b>
<b>Owens Township (Saint Louis)</b>			
Minnesota Association of Townships	324	7.0%	23
<b>Total for Entity</b>	<b>\$324</b>		<b>\$23</b>
<b>Oxford Township (Isanti)</b>			
Minnesota Association of Townships	547	7.0%	38
<b>Total for Entity</b>	<b>\$547</b>		<b>\$38</b>
<b>Paddock Township (Otter Tail)</b>			
Minnesota Association of Townships	403	7.0%	28
<b>Total for Entity</b>	<b>\$403</b>		<b>\$28</b>
<b>Page Township (Mille Lacs)</b>			
Minnesota Association of Townships	513	7.0%	36
<b>Total for Entity</b>	<b>\$513</b>		<b>\$36</b>
<b>Palmer Township (Sherburne)</b>			
Minnesota Association of Townships	977	7.0%	68
<b>Total for Entity</b>	<b>\$977</b>		<b>\$68</b>
<b>Palmville Township (Roseau)</b>			
Minnesota Association of Townships	282	7.0%	20
<b>Total for Entity</b>	<b>\$282</b>		<b>\$20</b>
<b>Palmyra Township (Renville)</b>			
Minnesota Association of Townships	308	7.0%	22
<b>Total for Entity</b>	<b>\$308</b>		<b>\$22</b>
<b>Park Township (Pine)</b>			
Minnesota Association of Townships	277	7.0%	19
<b>Total for Entity</b>	<b>\$277</b>		<b>\$19</b>
<b>Parke Township (Clay)</b>			
Minnesota Association of Townships	449	7.0%	31
<b>Total for Entity</b>	<b>\$449</b>		<b>\$31</b>

**Table 5**  
**2011 Lobbying Expenditures Paid With Association Dues**  
**Listed by Entity**

<b>Name of Entity (County)</b> <b>Association Name</b>	<b>Total Local Government Dues</b>	<b>Proportion of Dues Used for Lobbying</b>	<b>Total Dues Used for Lobbying</b>
<b>Parker Township (Marshall)</b>			
Minnesota Association of Townships	280	7.0%	20
<b>Total for Entity</b>	<b>\$280</b>		<b>\$20</b>
<b>Parker Township (Morrison)</b>			
Minnesota Association of Townships	446	7.0%	31
<b>Total for Entity</b>	<b>\$446</b>		<b>\$31</b>
<b>Parkers Prairie Township (Otter Tail)</b>			
Minnesota Association of Townships	413	7.0%	29
<b>Total for Entity</b>	<b>\$413</b>		<b>\$29</b>
<b>Parnell Township (Polk)</b>			
Minnesota Association of Townships	286	7.0%	20
<b>Total for Entity</b>	<b>\$286</b>		<b>\$20</b>
<b>Parnell Township (Traverse)</b>			
Minnesota Association of Townships	280	7.0%	20
<b>Total for Entity</b>	<b>\$280</b>		<b>\$20</b>
<b>Partridge Township (Pine)</b>			
Minnesota Association of Townships	467	7.0%	33
<b>Total for Entity</b>	<b>\$467</b>		<b>\$33</b>
<b>Paxton Township (Redwood)</b>			
Minnesota Association of Townships	455	7.0%	32
<b>Total for Entity</b>	<b>\$455</b>		<b>\$32</b>
<b>Paynesville Township (Stearns)</b>			
Minnesota Association of Townships	725	7.0%	51
<b>Total for Entity</b>	<b>\$725</b>		<b>\$51</b>
<b>Peace Township (Kanabec)</b>			
Minnesota Association of Townships	639	7.0%	45
<b>Total for Entity</b>	<b>\$639</b>		<b>\$45</b>
<b>Pelan Township (Kittson)</b>			
Minnesota Association of Townships	280	7.0%	20
<b>Total for Entity</b>	<b>\$280</b>		<b>\$20</b>



**Table 5**  
**2011 Lobbying Expenditures Paid With Association Dues**  
**Listed by Entity**

<b>Name of Entity (County)</b> <b>Association Name</b>	<b>Total Local Government Dues</b>	<b>Proportion of Dues Used for Lobbying</b>	<b>Total Dues Used for Lobbying</b>
<b>Pelican Lake Township (Grant)</b>			
Minnesota Association of Townships	432	7.0%	30
<b>Total for Entity</b>	<b>\$432</b>		<b>\$30</b>
<b>Pelican River Watershed District</b>			
League of Minnesota Cities	1,488	10.5%	156
Minnesota Association of Watershed Districts	2,677	27.4%	733
<b>Total for Entity</b>	<b>\$4,165</b>		<b>\$889</b>
<b>Pelican Township (Crow Wing)</b>			
Minnesota Association of Townships	446	7.0%	31
<b>Total for Entity</b>	<b>\$446</b>		<b>\$31</b>
<b>Pelican Township (Otter Tail)</b>			
Minnesota Association of Townships	518	7.0%	36
<b>Total for Entity</b>	<b>\$518</b>		<b>\$36</b>
<b>Pembina Township (Mahnomen)</b>			
Minnesota Association of Townships	435	7.0%	30
<b>Total for Entity</b>	<b>\$435</b>		<b>\$30</b>
<b>Penn Township (McLeod)</b>			
Minnesota Association of Townships	405	7.0%	28
<b>Total for Entity</b>	<b>\$405</b>		<b>\$28</b>
<b>Pennington County</b>			
Association of Minnesota Counties	6,263	22.6%	1,415
Minnesota Rural Counties Caucus	2,100	50.0%	1,050
<b>Total for Entity</b>	<b>\$8,363</b>		<b>\$2,465</b>
<b>Pennington Soil and Water Conservation District</b>			
Minnesota Association of Soil & Water Conservation Districts	1,895	27.6%	523
<b>Total for Entity</b>	<b>\$1,895</b>		<b>\$523</b>
<b>Pepin Township (Wabasha)</b>			
Minnesota Association of Townships	440	7.0%	31
<b>Total for Entity</b>	<b>\$440</b>		<b>\$31</b>

**Table 5**  
**2011 Lobbying Expenditures Paid With Association Dues**  
**Listed by Entity**

<b>Name of Entity (County)</b> <b>Association Name</b>	<b>Total Local Government Dues</b>	<b>Proportion of Dues Used for Lobbying</b>	<b>Total Dues Used for Lobbying</b>
<b>Pepperton Township (Stevens)</b>			
Minnesota Association of Townships	301	7.0%	21
<b>Total for Entity</b>	<b>\$301</b>		<b>\$21</b>
<b>Pequaywan Township (Saint Louis)</b>			
Minnesota Association of Townships	298	7.0%	21
<b>Total for Entity</b>	<b>\$298</b>		<b>\$21</b>
<b>Perch Lake Township (Carlton)</b>			
Minnesota Association of Townships	634	7.0%	44
<b>Total for Entity</b>	<b>\$634</b>		<b>\$44</b>
<b>Percy Township (Kittson)</b>			
Minnesota Association of Townships	279	7.0%	20
<b>Total for Entity</b>	<b>\$279</b>		<b>\$20</b>
<b>Perham Township (Otter Tail)</b>			
Minnesota Association of Townships	550	7.0%	38
<b>Total for Entity</b>	<b>\$550</b>		<b>\$38</b>
<b>Perry Lake Township (Crow Wing)</b>			
Minnesota Association of Townships	404	7.0%	28
<b>Total for Entity</b>	<b>\$404</b>		<b>\$28</b>
<b>Perry Township (Lac qui Parle)</b>			
Minnesota Association of Townships	295	7.0%	21
<b>Total for Entity</b>	<b>\$295</b>		<b>\$21</b>
<b>Petersburg Township (Jackson)</b>			
Minnesota Association of Townships	397	7.0%	28
<b>Total for Entity</b>	<b>\$397</b>		<b>\$28</b>
<b>Pickerel Lake Township (Freeborn)</b>			
Minnesota Association of Townships	494	7.0%	35
<b>Total for Entity</b>	<b>\$494</b>		<b>\$35</b>
<b>Pierz Township (Morrison)</b>			
Minnesota Association of Townships	448	7.0%	31
<b>Total for Entity</b>	<b>\$448</b>		<b>\$31</b>

**Table 5**  
**2011 Lobbying Expenditures Paid With Association Dues**  
**Listed by Entity**

<b>Name of Entity (County)</b> <b>Association Name</b>	<b>Total Local Government Dues</b>	<b>Proportion of Dues Used for Lobbying</b>	<b>Total Dues Used for Lobbying</b>
<b>Pike Bay Township (Cass)</b>			
Minnesota Association of Townships	761	7.0%	53
<b>Total for Entity</b>	<b>\$761</b>		<b>\$53</b>
<b>Pike Creek Township (Morrison)</b>			
Minnesota Association of Townships	551	7.0%	39
<b>Total for Entity</b>	<b>\$551</b>		<b>\$39</b>
<b>Pike Township (Saint Louis)</b>			
Minnesota Association of Townships	436	7.0%	31
<b>Total for Entity</b>	<b>\$436</b>		<b>\$31</b>
<b>Pillsbury Township (Swift)</b>			
Minnesota Association of Townships	402	7.0%	28
<b>Total for Entity</b>	<b>\$402</b>		<b>\$28</b>
<b>Pilot Grove Township (Faribault)</b>			
Minnesota Association of Townships	303	7.0%	21
<b>Total for Entity</b>	<b>\$303</b>		<b>\$21</b>
<b>Pilot Mound Township (Fillmore)</b>			
Minnesota Association of Townships	418	7.0%	29
<b>Total for Entity</b>	<b>\$418</b>		<b>\$29</b>
<b>Pine City Township (Pine)</b>			
Minnesota Association of Townships	696	7.0%	49
<b>Total for Entity</b>	<b>\$696</b>		<b>\$49</b>
<b>Pine County</b>			
Arrowhead Counties Association	2,400	64.0%	1,536
Association of Minnesota Counties	11,426	22.6%	2,582
<b>Total for Entity</b>	<b>\$13,826</b>		<b>\$4,118</b>
<b>Pine Island Township (Goodhue)</b>			
Minnesota Association of Townships	463	7.0%	32
<b>Total for Entity</b>	<b>\$463</b>		<b>\$32</b>
<b>Pine Lake Township (Cass)</b>			
Minnesota Association of Townships	313	7.0%	22
<b>Total for Entity</b>	<b>\$313</b>		<b>\$22</b>

**Table 5**  
**2011 Lobbying Expenditures Paid With Association Dues**  
**Listed by Entity**

<b>Name of Entity (County)</b> <b>Association Name</b>	<b>Total Local Government Dues</b>	<b>Proportion of Dues Used for Lobbying</b>	<b>Total Dues Used for Lobbying</b>
<b>Pine Lake Township (Clearwater)</b>			
Minnesota Association of Townships	408	7.0%	29
<b>Total for Entity</b>	<b>\$408</b>		<b>\$29</b>
<b>Pine Lake Township (Otter Tail)</b>			
Minnesota Association of Townships	483	7.0%	34
<b>Total for Entity</b>	<b>\$483</b>		<b>\$34</b>
<b>Pine Lake Township (Pine)</b>			
Minnesota Association of Townships	470	7.0%	33
<b>Total for Entity</b>	<b>\$470</b>		<b>\$33</b>
<b>Pine Point Township (Becker)</b>			
Minnesota Association of Townships	421	7.0%	29
<b>Total for Entity</b>	<b>\$421</b>		<b>\$29</b>
<b>Pine River Township (Cass)</b>			
Minnesota Association of Townships	669	7.0%	47
<b>Total for Entity</b>	<b>\$669</b>		<b>\$47</b>
<b>Pine Soil and Water Conservation District</b>			
Minnesota Association of Soil & Water Conservation Districts	2,795	27.6%	771
<b>Total for Entity</b>	<b>\$2,795</b>		<b>\$771</b>
<b>Pipestone County</b>			
Association of Minnesota Counties	5,635	22.6%	1,274
<b>Total for Entity</b>	<b>\$5,635</b>		<b>\$1,274</b>
<b>Pipestone Soil and Water Conservation District</b>			
Minnesota Association of Soil & Water Conservation Districts	1,895	27.6%	523
<b>Total for Entity</b>	<b>\$1,895</b>		<b>\$523</b>
<b>Plainview Township (Wabasha)</b>			
Minnesota Association of Townships	448	7.0%	31
<b>Total for Entity</b>	<b>\$448</b>		<b>\$31</b>
<b>Plainview-Elgin Sanitary District</b>			
League of Minnesota Cities	1,488	10.5%	156
<b>Total for Entity</b>	<b>\$1,488</b>		<b>\$156</b>

**Table 5**  
**2011 Lobbying Expenditures Paid With Association Dues**  
**Listed by Entity**

<b>Name of Entity (County)</b> <b>Association Name</b>	<b>Total Local Government Dues</b>	<b>Proportion of Dues Used for Lobbying</b>	<b>Total Dues Used for Lobbying</b>
<b>Platte Lake Township (Crow Wing)</b>			
Minnesota Association of Townships	420	7.0%	29
<b>Total for Entity</b>	<b>\$420</b>		<b>\$29</b>
<b>Platte Township (Morrison)</b>			
Minnesota Association of Townships	406	7.0%	28
<b>Total for Entity</b>	<b>\$406</b>		<b>\$28</b>
<b>Pleasant Grove Township (Olmsted)</b>			
Minnesota Association of Townships	519	7.0%	36
<b>Total for Entity</b>	<b>\$519</b>		<b>\$36</b>
<b>Pleasant Hill Township (Winona)</b>			
Minnesota Association of Townships	452	7.0%	32
<b>Total for Entity</b>	<b>\$452</b>		<b>\$32</b>
<b>Pleasant Mound Township (Blue Earth)</b>			
Minnesota Association of Townships	317	7.0%	22
<b>Total for Entity</b>	<b>\$317</b>		<b>\$22</b>
<b>Pleasant Prairie Township (Martin)</b>			
Minnesota Association of Townships	320	7.0%	22
<b>Total for Entity</b>	<b>\$320</b>		<b>\$22</b>
<b>Pleasant Valley Township (Mower)</b>			
Minnesota Association of Townships	408	7.0%	29
<b>Total for Entity</b>	<b>\$408</b>		<b>\$29</b>
<b>Pleasant View Township (Norman)</b>			
Minnesota Association of Townships	297	7.0%	21
<b>Total for Entity</b>	<b>\$297</b>		<b>\$21</b>
<b>Pliny Township (Aitkin)</b>			
Minnesota Association of Townships	295	7.0%	21
<b>Total for Entity</b>	<b>\$295</b>		<b>\$21</b>
<b>Plymouth Metrolink</b>			
Suburban Transit Association	9,500	95.2%	9,044
<b>Total for Entity</b>	<b>\$9,500</b>		<b>\$9,044</b>

**Table 5**  
**2011 Lobbying Expenditures Paid With Association Dues**  
**Listed by Entity**

<b>Name of Entity (County)</b> <b>Association Name</b>	<b>Total Local Government Dues</b>	<b>Proportion of Dues Used for Lobbying</b>	<b>Total Dues Used for Lobbying</b>
<b>Pohlitz Township (Roseau)</b>			
Minnesota Association of Townships	276	7.0%	19
<b>Total for Entity</b>	<b>\$276</b>		<b>\$19</b>
<b>Pokegama Township (Pine)</b>			
Minnesota Association of Townships	988	7.0%	69
<b>Total for Entity</b>	<b>\$988</b>		<b>\$69</b>
<b>Polk Centre Township (Pennington)</b>			
Minnesota Association of Townships	288	7.0%	20
<b>Total for Entity</b>	<b>\$288</b>		<b>\$20</b>
<b>Polk County</b>			
Association of Minnesota Counties	11,893	22.6%	2,688
Minnesota Rural Counties Caucus	2,100	50.0%	1,050
<b>Total for Entity</b>	<b>\$13,993</b>		<b>\$3,738</b>
<b>Polonia Township (Roseau)</b>			
Minnesota Association of Townships	276	7.0%	19
<b>Total for Entity</b>	<b>\$276</b>		<b>\$19</b>
<b>Pomme de Terre Township (Grant)</b>			
Minnesota Association of Townships	301	7.0%	21
<b>Total for Entity</b>	<b>\$301</b>		<b>\$21</b>
<b>Pomroy Township (Itasca)</b>			
Minnesota Association of Townships	276	7.0%	19
<b>Total for Entity</b>	<b>\$276</b>		<b>\$19</b>
<b>Pomroy Township (Kanabec)</b>			
Minnesota Association of Townships	431	7.0%	30
<b>Total for Entity</b>	<b>\$431</b>		<b>\$30</b>
<b>Ponto Lake Township (Cass)</b>			
Minnesota Association of Townships	447	7.0%	31
<b>Total for Entity</b>	<b>\$447</b>		<b>\$31</b>

**Table 5**  
**2011 Lobbying Expenditures Paid With Association Dues**  
**Listed by Entity**

<b>Name of Entity (County)</b> <b>Association Name</b>	<b>Total Local Government Dues</b>	<b>Proportion of Dues Used for Lobbying</b>	<b>Total Dues Used for Lobbying</b>
<b>Pope County</b>			
Association of Minnesota Counties	6,772	22.6%	1,530
Minnesota Rural Counties Caucus	2,100	50.0%	1,050
<b>Total for Entity</b>	<b>\$8,872</b>		<b>\$2,580</b>
<b>Pope Soil and Water Conservation District</b>			
Minnesota Association of Soil & Water Conservation Districts	1,895	27.6%	523
<b>Total for Entity</b>	<b>\$1,895</b>		<b>\$523</b>
<b>Poplar Grove Township (Roseau)</b>			
Minnesota Association of Townships	284	7.0%	20
<b>Total for Entity</b>	<b>\$284</b>		<b>\$20</b>
<b>Poplar River Township (Red Lake)</b>			
Minnesota Association of Townships	294	7.0%	21
<b>Total for Entity</b>	<b>\$294</b>		<b>\$21</b>
<b>Poplar Township (Cass)</b>			
Minnesota Association of Townships	306	7.0%	21
<b>Total for Entity</b>	<b>\$306</b>		<b>\$21</b>
<b>Popple Grove Township (Mahnommen)</b>			
Minnesota Association of Townships	305	7.0%	21
<b>Total for Entity</b>	<b>\$305</b>		<b>\$21</b>
<b>Popple Township (Clearwater)</b>			
Minnesota Association of Townships	464	7.0%	32
<b>Total for Entity</b>	<b>\$464</b>		<b>\$32</b>
<b>Poppleton Township (Kittson)</b>			
Minnesota Association of Townships	293	7.0%	21
<b>Total for Entity</b>	<b>\$293</b>		<b>\$21</b>
<b>Port Hope Township (Beltrami)</b>			
Minnesota Association of Townships	485	7.0%	34
<b>Total for Entity</b>	<b>\$485</b>		<b>\$34</b>
<b>Portage Township (Saint Louis)</b>			
Minnesota Association of Townships	308	7.0%	22
<b>Total for Entity</b>	<b>\$308</b>		<b>\$22</b>

**Table 5**  
**2011 Lobbying Expenditures Paid With Association Dues**  
**Listed by Entity**

<b>Name of Entity (County)</b> <b>Association Name</b>	<b>Total Local Government Dues</b>	<b>Proportion of Dues Used for Lobbying</b>	<b>Total Dues Used for Lobbying</b>
<b>Posen Township (Yellow Medicine)</b>			
Minnesota Association of Townships	314	7.0%	22
<b>Total for Entity</b>	<b>\$314</b>		<b>\$22</b>
<b>Powers Township (Cass)</b>			
Minnesota Association of Townships	549	7.0%	38
<b>Total for Entity</b>	<b>\$549</b>		<b>\$38</b>
<b>Prairie Lake Township (Saint Louis)</b>			
Minnesota Association of Townships	279	7.0%	20
<b>Total for Entity</b>	<b>\$279</b>		<b>\$20</b>
<b>Prairie View Township (Wilkin)</b>			
Minnesota Association of Townships	315	7.0%	22
<b>Total for Entity</b>	<b>\$315</b>		<b>\$22</b>
<b>Prairieville Township (Brown)</b>			
Minnesota Association of Townships	410	7.0%	29
<b>Total for Entity</b>	<b>\$410</b>		<b>\$29</b>
<b>Preble Township (Fillmore)</b>			
Minnesota Association of Townships	397	7.0%	28
<b>Total for Entity</b>	<b>\$397</b>		<b>\$28</b>
<b>Prescott Township (Faribault)</b>			
Minnesota Association of Townships	312	7.0%	22
<b>Total for Entity</b>	<b>\$312</b>		<b>\$22</b>
<b>Preston Lake Township (Renville)</b>			
Minnesota Association of Townships	401	7.0%	28
<b>Total for Entity</b>	<b>\$401</b>		<b>\$28</b>
<b>Preston Township (Fillmore)</b>			
Minnesota Association of Townships	427	7.0%	30
<b>Total for Entity</b>	<b>\$427</b>		<b>\$30</b>
<b>Princeton Township (Mille Lacs)</b>			
Minnesota Association of Townships	901	7.0%	63
<b>Total for Entity</b>	<b>\$901</b>		<b>\$63</b>



**Table 5**  
**2011 Lobbying Expenditures Paid With Association Dues**  
**Listed by Entity**

<b>Name of Entity (County)</b> <b>Association Name</b>	<b>Total Local Government Dues</b>	<b>Proportion of Dues Used for Lobbying</b>	<b>Total Dues Used for Lobbying</b>
<b>Prior Lake-Spring Lake Watershed District</b>			
League of Minnesota Cities	1,488	10.5%	156
Minnesota Association of Watershed Districts	3,500	27.4%	959
<b>Total for Entity</b>	<b>\$4,988</b>		<b>\$1,115</b>
<b>Prior Township (Big Stone)</b>			
Minnesota Association of Townships	410	7.0%	29
<b>Total for Entity</b>	<b>\$410</b>		<b>\$29</b>
<b>Providence Township (Lac qui Parle)</b>			
Minnesota Association of Townships	307	7.0%	21
<b>Total for Entity</b>	<b>\$307</b>		<b>\$21</b>
<b>Pulaski Township (Morrison)</b>			
Minnesota Association of Townships	407	7.0%	28
<b>Total for Entity</b>	<b>\$407</b>		<b>\$28</b>
<b>Queen Township (Polk)</b>			
Minnesota Association of Townships	310	7.0%	22
<b>Total for Entity</b>	<b>\$310</b>		<b>\$22</b>
<b>Quincy Township (Olmsted)</b>			
Minnesota Association of Townships	413	7.0%	29
<b>Total for Entity</b>	<b>\$413</b>		<b>\$29</b>
<b>Quiring Township (Beltrami)</b>			
Minnesota Association of Townships	287	7.0%	20
<b>Total for Entity</b>	<b>\$287</b>		<b>\$20</b>
<b>Rabbit Lake Township (Crow Wing)</b>			
Minnesota Association of Townships	428	7.0%	30
<b>Total for Entity</b>	<b>\$428</b>		<b>\$30</b>
<b>Racine Township (Mower)</b>			
Minnesota Association of Townships	430	7.0%	30
<b>Total for Entity</b>	<b>\$430</b>		<b>\$30</b>

**Table 5**  
**2011 Lobbying Expenditures Paid With Association Dues**  
**Listed by Entity**

<b>Name of Entity (County)</b> <b>Association Name</b>	<b>Total Local Government Dues</b>	<b>Proportion of Dues Used for Lobbying</b>	<b>Total Dues Used for Lobbying</b>
<b>Ramsey County</b>			
Association of Minnesota Counties	51,171	22.6%	11,565
North Metro I35W Corridor Coalition	20,000	93.5%	18,700
<b>Total for Entity</b>	<b>\$71,171</b>		<b>\$30,265</b>
<b>Ramsey Soil and Water Conservation District</b>			
Minnesota Association of Soil & Water Conservation Districts	2,795	27.6%	771
<b>Total for Entity</b>	<b>\$2,795</b>		<b>\$771</b>
<b>Ramsey-Washington Metro Watershed District</b>			
League of Minnesota Cities	1,488	10.5%	156
Minnesota Association of Watershed Districts	3,500	27.4%	959
<b>Total for Entity</b>	<b>\$4,988</b>		<b>\$1,115</b>
<b>Randolph Township (Dakota)</b>			
Minnesota Association of Townships	487	7.0%	34
<b>Total for Entity</b>	<b>\$487</b>		<b>\$34</b>
<b>Ransom Township (Nobles)</b>			
Minnesota Association of Townships	322	7.0%	23
<b>Total for Entity</b>	<b>\$322</b>		<b>\$23</b>
<b>Rapidan Township (Blue Earth)</b>			
Minnesota Association of Townships	637	7.0%	45
<b>Total for Entity</b>	<b>\$637</b>		<b>\$45</b>
<b>Ravenna Township (Dakota)</b>			
Minnesota Association of Townships	944	7.0%	66
<b>Total for Entity</b>	<b>\$944</b>		<b>\$66</b>
<b>Raymond Township (Stearns)</b>			
Minnesota Association of Townships	395	7.0%	28
<b>Total for Entity</b>	<b>\$395</b>		<b>\$28</b>
<b>Red Eye Township (Wadena)</b>			
Minnesota Association of Townships	437	7.0%	31
<b>Total for Entity</b>	<b>\$437</b>		<b>\$31</b>

**Table 5**  
**2011 Lobbying Expenditures Paid With Association Dues**  
**Listed by Entity**

<b>Name of Entity (County)</b> <b>Association Name</b>	<b>Total Local Government Dues</b>	<b>Proportion of Dues Used for Lobbying</b>	<b>Total Dues Used for Lobbying</b>
<b>Red Lake County</b>			
Association of Minnesota Counties	3,659	22.6%	827
Minnesota Rural Counties Caucus	2,100	50.0%	1,050
<b>Total for Entity</b>	<b>\$5,759</b>		<b>\$1,877</b>
<b>Red Lake Falls Township (Red Lake)</b>			
Minnesota Association of Townships	313	7.0%	22
<b>Total for Entity</b>	<b>\$313</b>		<b>\$22</b>
<b>Red Lake Soil and Water Conservation District</b>			
Minnesota Association of Soil & Water Conservation Districts	1,895	27.6%	523
<b>Total for Entity</b>	<b>\$1,895</b>		<b>\$523</b>
<b>Red Lake Watershed District</b>			
Minnesota Association of Watershed Districts	3,500	27.4%	959
<b>Total for Entity</b>	<b>\$3,500</b>		<b>\$959</b>
<b>Red Rock Township (Mower)</b>			
Minnesota Association of Townships	497	7.0%	35
<b>Total for Entity</b>	<b>\$497</b>		<b>\$35</b>
<b>Red Wing Port Authority</b>			
Minnesota Ports Association	3,000	100.0%	3,000
<b>Total for Entity</b>	<b>\$3,000</b>		<b>\$3,000</b>
<b>Redpath Township (Traverse)</b>			
Minnesota Association of Townships	276	7.0%	19
<b>Total for Entity</b>	<b>\$276</b>		<b>\$19</b>
<b>Redwood County</b>			
Association of Minnesota Counties	8,296	22.6%	1,875
<b>Total for Entity</b>	<b>\$8,296</b>		<b>\$1,875</b>
<b>Redwood Falls Township (Redwood)</b>			
Minnesota Association of Townships	319	7.0%	22
<b>Total for Entity</b>	<b>\$319</b>		<b>\$22</b>
<b>Redwood Soil and Water Conservation District</b>			
Minnesota Association of Soil & Water Conservation Districts	2,148	27.6%	593
<b>Total for Entity</b>	<b>\$2,148</b>		<b>\$593</b>

**Table 5**  
**2011 Lobbying Expenditures Paid With Association Dues**  
**Listed by Entity**

<b>Name of Entity (County)</b> <b>Association Name</b>	<b>Total Local Government Dues</b>	<b>Proportion of Dues Used for Lobbying</b>	<b>Total Dues Used for Lobbying</b>
<b>Region Nine Development Commission</b>			
Highway 14 Partnership	250	63.6%	159
League of Minnesota Cities	1,488	10.5%	156
<b>Total for Entity</b>	<b>\$1,738</b>		<b>\$315</b>
<b>Reine Township (Roseau)</b>			
Minnesota Association of Townships	292	7.0%	20
<b>Total for Entity</b>	<b>\$292</b>		<b>\$20</b>
<b>Reiner Township (Pennington)</b>			
Minnesota Association of Townships	291	7.0%	20
<b>Total for Entity</b>	<b>\$291</b>		<b>\$20</b>
<b>Reis Township (Polk)</b>			
Minnesota Association of Townships	285	7.0%	20
<b>Total for Entity</b>	<b>\$285</b>		<b>\$20</b>
<b>Remer Township (Cass)</b>			
Minnesota Association of Townships	310	7.0%	22
<b>Total for Entity</b>	<b>\$310</b>		<b>\$22</b>
<b>Rendsville Township (Stevens)</b>			
Minnesota Association of Townships	306	7.0%	21
<b>Total for Entity</b>	<b>\$306</b>		<b>\$21</b>
<b>Reno Township (Pope)</b>			
Minnesota Association of Townships	430	7.0%	30
<b>Total for Entity</b>	<b>\$430</b>		<b>\$30</b>
<b>Renville County</b>			
Association of Minnesota Counties	8,904	22.6%	2,012
<b>Total for Entity</b>	<b>\$8,904</b>		<b>\$2,012</b>
<b>Renville Soil and Water Conservation District</b>			
Minnesota Association of Soil & Water Conservation Districts	2,326	27.6%	642
<b>Total for Entity</b>	<b>\$2,326</b>		<b>\$642</b>
<b>Resource Training and Solutions</b>			
Minnesota Rural Education Association	600	40.0%	240
<b>Total for Entity</b>	<b>\$600</b>		<b>\$240</b>

**Table 5**  
**2011 Lobbying Expenditures Paid With Association Dues**  
**Listed by Entity**

<b>Name of Entity (County)</b> <b>Association Name</b>	<b>Total Local Government Dues</b>	<b>Proportion of Dues Used for Lobbying</b>	<b>Total Dues Used for Lobbying</b>
<b>Reynolds Township (Todd)</b>			
Minnesota Association of Townships	494	7.0%	35
<b>Total for Entity</b>	<b>\$494</b>		<b>\$35</b>
<b>Rheiderland Township (Chippewa)</b>			
Minnesota Association of Townships	407	7.0%	28
<b>Total for Entity</b>	<b>\$407</b>		<b>\$28</b>
<b>Rhinehart Township (Polk)</b>			
Minnesota Association of Townships	292	7.0%	20
<b>Total for Entity</b>	<b>\$292</b>		<b>\$20</b>
<b>Rice County</b>			
Association of Minnesota Counties	18,131	22.6%	4,098
Minnesota Inter-County Association	15,079	49.0%	7,389
<b>Total for Entity</b>	<b>\$33,210</b>		<b>\$11,487</b>
<b>Rice Creek Watershed District</b>			
League of Minnesota Cities	1,488	10.5%	156
Minnesota Association of Watershed Districts	3,500	27.4%	959
<b>Total for Entity</b>	<b>\$4,988</b>		<b>\$1,115</b>
<b>Rice Lake Township (Saint Louis)</b>			
League of Minnesota Cities	3,722	10.5%	391
Minnesota Association of Townships	1,355	7.0%	95
<b>Total for Entity</b>	<b>\$5,077</b>		<b>\$486</b>
<b>Rice River Township (Aitkin)</b>			
Minnesota Association of Townships	306	7.0%	21
<b>Total for Entity</b>	<b>\$306</b>		<b>\$21</b>
<b>Rice Soil and Water Conservation District</b>			
Minnesota Association of Soil & Water Conservation Districts	2,795	27.6%	771
<b>Total for Entity</b>	<b>\$2,795</b>		<b>\$771</b>
<b>Rice Township (Clearwater)</b>			
Minnesota Association of Townships	296	7.0%	21
<b>Total for Entity</b>	<b>\$296</b>		<b>\$21</b>

**Table 5**  
**2011 Lobbying Expenditures Paid With Association Dues**  
**Listed by Entity**

<b>Name of Entity (County)</b> <b>Association Name</b>	<b>Total Local Government Dues</b>	<b>Proportion of Dues Used for Lobbying</b>	<b>Total Dues Used for Lobbying</b>
<b>Riceland Township (Freeborn)</b>			
Minnesota Association of Townships	439	7.0%	31
<b>Total for Entity</b>	<b>\$439</b>		<b>\$31</b>
<b>Riceville Township (Becker)</b>			
Minnesota Association of Townships	289	7.0%	20
<b>Total for Entity</b>	<b>\$289</b>		<b>\$20</b>
<b>Rich Prairie Sewer and Water District</b>			
League of Minnesota Cities	1,488	10.5%	156
<b>Total for Entity</b>	<b>\$1,488</b>		<b>\$156</b>
<b>Rich Valley Township (McLeod)</b>			
Minnesota Association of Townships	507	7.0%	35
<b>Total for Entity</b>	<b>\$507</b>		<b>\$35</b>
<b>Richardson Township (Morrison)</b>			
Minnesota Association of Townships	446	7.0%	31
<b>Total for Entity</b>	<b>\$446</b>		<b>\$31</b>
<b>Richardville Township (Kittson)</b>			
Minnesota Association of Townships	289	7.0%	20
<b>Total for Entity</b>	<b>\$289</b>		<b>\$20</b>
<b>Richland Township (Rice)</b>			
Minnesota Association of Townships	436	7.0%	31
<b>Total for Entity</b>	<b>\$436</b>		<b>\$31</b>
<b>Richmond Township (Winona)</b>			
Minnesota Association of Townships	490	7.0%	34
<b>Total for Entity</b>	<b>\$490</b>		<b>\$34</b>
<b>Richwood Township (Becker)</b>			
Minnesota Association of Townships	480	7.0%	34
<b>Total for Entity</b>	<b>\$480</b>		<b>\$34</b>
<b>Ridgely Township (Nicollet)</b>			
Minnesota Association of Townships	293	7.0%	21
<b>Total for Entity</b>	<b>\$293</b>		<b>\$21</b>

**Table 5**  
**2011 Lobbying Expenditures Paid With Association Dues**  
**Listed by Entity**

<b>Name of Entity (County)</b> <b>Association Name</b>	<b>Total Local Government Dues</b>	<b>Proportion of Dues Used for Lobbying</b>	<b>Total Dues Used for Lobbying</b>
<b>Riley-Purgatory-Bluff Creek Watershed District</b>			
Minnesota Association of Watershed Districts	3,500	27.4%	959
<b>Total for Entity</b>	<b>\$3,500</b>		<b>\$959</b>
<b>Ripley Township (Dodge)</b>			
Minnesota Association of Townships	315	7.0%	22
<b>Total for Entity</b>	<b>\$315</b>		<b>\$22</b>
<b>Ripley Township (Morrison)</b>			
Minnesota Association of Townships	503	7.0%	35
<b>Total for Entity</b>	<b>\$503</b>		<b>\$35</b>
<b>River Falls Township (Pennington)</b>			
Minnesota Association of Townships	311	7.0%	22
<b>Total for Entity</b>	<b>\$311</b>		<b>\$22</b>
<b>River Township (Red Lake)</b>			
Minnesota Association of Townships	283	7.0%	20
<b>Total for Entity</b>	<b>\$283</b>		<b>\$20</b>
<b>Riverdale Township (Watonwan)</b>			
Minnesota Association of Townships	410	7.0%	29
<b>Total for Entity</b>	<b>\$410</b>		<b>\$29</b>
<b>Riverside Township (Lac qui Parle)</b>			
Minnesota Association of Townships	399	7.0%	28
<b>Total for Entity</b>	<b>\$399</b>		<b>\$28</b>
<b>Riverton Township (Clay)</b>			
Minnesota Association of Townships	443	7.0%	31
<b>Total for Entity</b>	<b>\$443</b>		<b>\$31</b>
<b>Roberts Township (Wilkin)</b>			
Minnesota Association of Townships	290	7.0%	20
<b>Total for Entity</b>	<b>\$290</b>		<b>\$20</b>
<b>Rochester Township (Olmsted)</b>			
Minnesota Association of Townships	796	7.0%	56
<b>Total for Entity</b>	<b>\$796</b>		<b>\$56</b>

**Table 5**  
**2011 Lobbying Expenditures Paid With Association Dues**  
**Listed by Entity**

<b>Name of Entity (County)</b> <b>Association Name</b>	<b>Total Local Government Dues</b>	<b>Proportion of Dues Used for Lobbying</b>	<b>Total Dues Used for Lobbying</b>
<b>Rock County</b>			
Association of Minnesota Counties	6,318	22.6%	1,428
<b>Total for Entity</b>	<b>\$6,318</b>		<b>\$1,428</b>
<b>Rock Dell Township (Olmsted)</b>			
Minnesota Association of Townships	483	7.0%	34
<b>Total for Entity</b>	<b>\$483</b>		<b>\$34</b>
<b>Rock Lake Township (Lyon)</b>			
Minnesota Association of Townships	321	7.0%	22
<b>Total for Entity</b>	<b>\$321</b>		<b>\$22</b>
<b>Rock Soil and Water Conservation District</b>			
Minnesota Association of Soil & Water Conservation Districts	1,895	27.6%	523
<b>Total for Entity</b>	<b>\$1,895</b>		<b>\$523</b>
<b>Rock Township (Pipestone)</b>			
Minnesota Association of Townships	305	7.0%	21
<b>Total for Entity</b>	<b>\$305</b>		<b>\$21</b>
<b>Rockford Township (Wright)</b>			
Minnesota Association of Townships	1,154	7.0%	81
<b>Total for Entity</b>	<b>\$1,154</b>		<b>\$81</b>
<b>Rocksbury Township (Pennington)</b>			
Minnesota Association of Townships	653	7.0%	46
<b>Total for Entity</b>	<b>\$653</b>		<b>\$46</b>
<b>Rockwell Township (Norman)</b>			
Minnesota Association of Townships	285	7.0%	20
<b>Total for Entity</b>	<b>\$285</b>		<b>\$20</b>
<b>Rockwood Township (Hubbard)</b>			
Minnesota Association of Townships	447	7.0%	31
<b>Total for Entity</b>	<b>\$447</b>		<b>\$31</b>
<b>Rockwood Township (Wadena)</b>			
Minnesota Association of Townships	428	7.0%	30
<b>Total for Entity</b>	<b>\$428</b>		<b>\$30</b>



**Table 5**  
**2011 Lobbying Expenditures Paid With Association Dues**  
**Listed by Entity**

<b>Name of Entity (County)</b> <b>Association Name</b>	<b>Total Local Government Dues</b>	<b>Proportion of Dues Used for Lobbying</b>	<b>Total Dues Used for Lobbying</b>
<b>Rogers Township (Cass)</b>			
Minnesota Association of Townships	281	7.0%	20
<b>Total for Entity</b>	<b>\$281</b>		<b>\$20</b>
<b>Rolling Forks Township (Pope)</b>			
Minnesota Association of Townships	301	7.0%	21
<b>Total for Entity</b>	<b>\$301</b>		<b>\$21</b>
<b>Rolling Green Township (Martin)</b>			
Minnesota Association of Townships	404	7.0%	28
<b>Total for Entity</b>	<b>\$404</b>		<b>\$28</b>
<b>Rollingstone Township (Winona)</b>			
Minnesota Association of Townships	481	7.0%	34
<b>Total for Entity</b>	<b>\$481</b>		<b>\$34</b>
<b>Rollis Township (Marshall)</b>			
Minnesota Association of Townships	296	7.0%	21
<b>Total for Entity</b>	<b>\$296</b>		<b>\$21</b>
<b>Rome Township (Faribault)</b>			
Minnesota Association of Townships	302	7.0%	21
<b>Total for Entity</b>	<b>\$302</b>		<b>\$21</b>
<b>Roome Township (Polk)</b>			
Minnesota Association of Townships	307	7.0%	21
<b>Total for Entity</b>	<b>\$307</b>		<b>\$21</b>
<b>Roosevelt Township (Beltrami)</b>			
Minnesota Association of Townships	325	7.0%	23
<b>Total for Entity</b>	<b>\$325</b>		<b>\$23</b>
<b>Roosevelt Township (Crow Wing)</b>			
Minnesota Association of Townships	474	7.0%	33
<b>Total for Entity</b>	<b>\$474</b>		<b>\$33</b>
<b>Root River Soil and Water Conservation District</b>			
Minnesota Association of Soil & Water Conservation Districts	1,938	27.6%	535
<b>Total for Entity</b>	<b>\$1,938</b>		<b>\$535</b>

**Table 5**  
**2011 Lobbying Expenditures Paid With Association Dues**  
**Listed by Entity**

<b>Name of Entity (County)</b> <b>Association Name</b>	<b>Total Local Government Dues</b>	<b>Proportion of Dues Used for Lobbying</b>	<b>Total Dues Used for Lobbying</b>
<b>Roscoe Township (Goodhue)</b>			
Minnesota Association of Townships	515	7.0%	36
<b>Total for Entity</b>	<b>\$515</b>		<b>\$36</b>
<b>Rose Dell Township (Rock)</b>			
Minnesota Association of Townships	317	7.0%	22
<b>Total for Entity</b>	<b>\$317</b>		<b>\$22</b>
<b>Roseau County</b>			
Association of Minnesota Counties	7,187	22.6%	1,624
Minnesota Rural Counties Caucus	2,100	50.0%	1,050
<b>Total for Entity</b>	<b>\$9,287</b>		<b>\$2,674</b>
<b>Roseau River Watershed District</b>			
Minnesota Association of Watershed Districts	816	27.4%	224
<b>Total for Entity</b>	<b>\$816</b>		<b>\$224</b>
<b>Roseau Soil and Water Conservation District</b>			
Minnesota Association of Soil & Water Conservation Districts	1,895	27.6%	523
<b>Total for Entity</b>	<b>\$1,895</b>		<b>\$523</b>
<b>Rosebud Township (Polk)</b>			
Minnesota Association of Townships	414	7.0%	29
<b>Total for Entity</b>	<b>\$414</b>		<b>\$29</b>
<b>Rosedale Township (Mahnomen)</b>			
Minnesota Association of Townships	301	7.0%	21
<b>Total for Entity</b>	<b>\$301</b>		<b>\$21</b>
<b>Rosehill Township (Cottonwood)</b>			
Minnesota Association of Townships	303	7.0%	21
<b>Total for Entity</b>	<b>\$303</b>		<b>\$21</b>
<b>Roseland Township (Kandiyohi)</b>			
Minnesota Association of Townships	438	7.0%	31
<b>Total for Entity</b>	<b>\$438</b>		<b>\$31</b>
<b>Rosendale Township (Watonwan)</b>			
Minnesota Association of Townships	414	7.0%	29
<b>Total for Entity</b>	<b>\$414</b>		<b>\$29</b>

**Table 5**  
**2011 Lobbying Expenditures Paid With Association Dues**  
**Listed by Entity**

<b>Name of Entity (County)</b> <b>Association Name</b>	<b>Total Local Government Dues</b>	<b>Proportion of Dues Used for Lobbying</b>	<b>Total Dues Used for Lobbying</b>
<b>Roseville Township (Grant)</b>			
Minnesota Association of Townships	300	7.0%	21
<b>Total for Entity</b>	<b>\$300</b>		<b>\$21</b>
<b>Roseville Township (Kandiyohi)</b>			
Minnesota Association of Townships	476	7.0%	33
<b>Total for Entity</b>	<b>\$476</b>		<b>\$33</b>
<b>Rosewood Township (Chippewa)</b>			
Minnesota Association of Townships	403	7.0%	28
<b>Total for Entity</b>	<b>\$403</b>		<b>\$28</b>
<b>Rosing Township (Morrison)</b>			
Minnesota Association of Townships	306	7.0%	21
<b>Total for Entity</b>	<b>\$306</b>		<b>\$21</b>
<b>Ross Lake Township (Crow Wing)</b>			
Minnesota Association of Townships	302	7.0%	21
<b>Total for Entity</b>	<b>\$302</b>		<b>\$21</b>
<b>Ross Township (Roseau)</b>			
Minnesota Association of Townships	444	7.0%	31
<b>Total for Entity</b>	<b>\$444</b>		<b>\$31</b>
<b>Rost Township (Jackson)</b>			
Minnesota Association of Townships	323	7.0%	23
<b>Total for Entity</b>	<b>\$323</b>		<b>\$23</b>
<b>Round Grove Township (McLeod)</b>			
Minnesota Association of Townships	399	7.0%	28
<b>Total for Entity</b>	<b>\$399</b>		<b>\$28</b>
<b>Round Lake Township (Becker)</b>			
Minnesota Association of Townships	305	7.0%	21
<b>Total for Entity</b>	<b>\$305</b>		<b>\$21</b>
<b>Round Lake Township (Jackson)</b>			
Minnesota Association of Townships	310	7.0%	22
<b>Total for Entity</b>	<b>\$310</b>		<b>\$22</b>

**Table 5**  
**2011 Lobbying Expenditures Paid With Association Dues**  
**Listed by Entity**

<b>Name of Entity (County)</b> <b>Association Name</b>	<b>Total Local Government Dues</b>	<b>Proportion of Dues Used for Lobbying</b>	<b>Total Dues Used for Lobbying</b>
<b>Round Prairie Township (Todd)</b>			
Minnesota Association of Townships	495	7.0%	35
<b>Total for Entity</b>	<b>\$495</b>		<b>\$35</b>
<b>Royal Township (Lincoln)</b>			
Minnesota Association of Townships	304	7.0%	21
<b>Total for Entity</b>	<b>\$304</b>		<b>\$21</b>
<b>Royalton Township (Pine)</b>			
Minnesota Association of Townships	663	7.0%	46
<b>Total for Entity</b>	<b>\$663</b>		<b>\$46</b>
<b>Runeberg Township (Becker)</b>			
Minnesota Association of Townships	438	7.0%	31
<b>Total for Entity</b>	<b>\$438</b>		<b>\$31</b>
<b>Rush Lake Township (Otter Tail)</b>			
Minnesota Association of Townships	541	7.0%	38
<b>Total for Entity</b>	<b>\$541</b>		<b>\$38</b>
<b>Rushseba Township (Chisago)</b>			
Minnesota Association of Townships	530	7.0%	37
<b>Total for Entity</b>	<b>\$530</b>		<b>\$37</b>
<b>Russia Township (Polk)</b>			
Minnesota Association of Townships	276	7.0%	19
<b>Total for Entity</b>	<b>\$276</b>		<b>\$19</b>
<b>Rutland Township (Martin)</b>			
Minnesota Association of Townships	439	7.0%	31
<b>Total for Entity</b>	<b>\$439</b>		<b>\$31</b>
<b>Sacred Heart Township (Renville)</b>			
Minnesota Association of Townships	397	7.0%	28
<b>Total for Entity</b>	<b>\$397</b>		<b>\$28</b>
<b>Sago Township (Itasca)</b>			
Minnesota Association of Townships	320	7.0%	22
<b>Total for Entity</b>	<b>\$320</b>		<b>\$22</b>

**Table 5**  
**2011 Lobbying Expenditures Paid With Association Dues**  
**Listed by Entity**

<b>Name of Entity (County)</b> <b>Association Name</b>	<b>Total Local Government Dues</b>	<b>Proportion of Dues Used for Lobbying</b>	<b>Total Dues Used for Lobbying</b>
<b>Saint Charles Township (Winona)</b>			
Minnesota Association of Townships	475	7.0%	33
<b>Total for Entity</b>	<b>\$475</b>		<b>\$33</b>
<b>Saint George Township (Benton)</b>			
Minnesota Association of Townships	656	7.0%	46
<b>Total for Entity</b>	<b>\$656</b>		<b>\$46</b>
<b>Saint James Township (Watonwan)</b>			
Minnesota Association of Townships	399	7.0%	28
<b>Total for Entity</b>	<b>\$399</b>		<b>\$28</b>
<b>Saint Johns Township (Kandiyohi)</b>			
Minnesota Association of Townships	415	7.0%	29
<b>Total for Entity</b>	<b>\$415</b>		<b>\$29</b>
<b>Saint Joseph Township (Kittson)</b>			
Minnesota Association of Townships	278	7.0%	19
<b>Total for Entity</b>	<b>\$278</b>		<b>\$19</b>
<b>Saint Joseph Township (Stearns)</b>			
Minnesota Association of Townships	882	7.0%	62
<b>Total for Entity</b>	<b>\$882</b>		<b>\$62</b>
<b>Saint Lawrence Township (Scott)</b>			
Minnesota Association of Townships	453	7.0%	32
<b>Total for Entity</b>	<b>\$453</b>		<b>\$32</b>
<b>Saint Louis County</b>			
Arrowhead Counties Association	400	64.0%	256
Association of Minnesota Counties	34,130	22.6%	7,713
Minnesota Inter-County Association	47,071	49.0%	23,065
<b>Total for Entity</b>	<b>\$81,601</b>		<b>\$31,034</b>
<b>Saint Martin Township (Stearns)</b>			
Minnesota Association of Townships	452	7.0%	32
<b>Total for Entity</b>	<b>\$452</b>		<b>\$32</b>

**Table 5**  
**2011 Lobbying Expenditures Paid With Association Dues**  
**Listed by Entity**

<b>Name of Entity (County)</b> <b>Association Name</b>	<b>Total Local Government Dues</b>	<b>Proportion of Dues Used for Lobbying</b>	<b>Total Dues Used for Lobbying</b>
<b>Saint Mary Township (Waseca)</b>			
Minnesota Association of Townships	445	7.0%	31
<b>Total for Entity</b>	<b>\$445</b>		<b>\$31</b>
<b>Saint Mathias Township (Crow Wing)</b>			
Minnesota Association of Townships	476	7.0%	33
<b>Total for Entity</b>	<b>\$476</b>		<b>\$33</b>
<b>Saint Olaf Township (Otter Tail)</b>			
Minnesota Association of Townships	408	7.0%	29
<b>Total for Entity</b>	<b>\$408</b>		<b>\$29</b>
<b>Saint Vincent Township (Kittson)</b>			
Minnesota Association of Townships	282	7.0%	20
<b>Total for Entity</b>	<b>\$282</b>		<b>\$20</b>
<b>Saint Wendel Township (Stearns)</b>			
Minnesota Association of Townships	923	7.0%	65
<b>Total for Entity</b>	<b>\$923</b>		<b>\$65</b>
<b>Salem Township (Cass)</b>			
Minnesota Association of Townships	283	7.0%	20
<b>Total for Entity</b>	<b>\$283</b>		<b>\$20</b>
<b>Salem Township (Olmsted)</b>			
Minnesota Association of Townships	654	7.0%	46
<b>Total for Entity</b>	<b>\$654</b>		<b>\$46</b>
<b>Salo Township (Aitkin)</b>			
Minnesota Association of Townships	298	7.0%	21
<b>Total for Entity</b>	<b>\$298</b>		<b>\$21</b>
<b>San Francisco Township (Carver)</b>			
Minnesota Association of Townships	554	7.0%	39
<b>Total for Entity</b>	<b>\$554</b>		<b>\$39</b>
<b>Sand Creek Township (Scott)</b>			
Minnesota Association of Townships	795	7.0%	56
<b>Total for Entity</b>	<b>\$795</b>		<b>\$56</b>

**Table 5**  
**2011 Lobbying Expenditures Paid With Association Dues**  
**Listed by Entity**

<b>Name of Entity (County)</b> <b>Association Name</b>	<b>Total Local Government Dues</b>	<b>Proportion of Dues Used for Lobbying</b>	<b>Total Dues Used for Lobbying</b>
<b>Sand Hill River Watershed District</b>			
Minnesota Association of Watershed Districts	950	27.4%	260
<b>Total for Entity</b>	<b>\$950</b>		<b>\$260</b>
<b>Sand Lake Township (Itasca)</b>			
Minnesota Association of Townships	300	7.0%	21
<b>Total for Entity</b>	<b>\$300</b>		<b>\$21</b>
<b>Sanders Township (Pennington)</b>			
Minnesota Association of Townships	402	7.0%	28
<b>Total for Entity</b>	<b>\$402</b>		<b>\$28</b>
<b>Sandnes Township (Yellow Medicine)</b>			
Minnesota Association of Townships	312	7.0%	22
<b>Total for Entity</b>	<b>\$312</b>		<b>\$22</b>
<b>Sandstone Township (Pine)</b>			
Minnesota Association of Townships	520	7.0%	36
<b>Total for Entity</b>	<b>\$520</b>		<b>\$36</b>
<b>Sandsville Township (Polk)</b>			
Minnesota Association of Townships	282	7.0%	20
<b>Total for Entity</b>	<b>\$282</b>		<b>\$20</b>
<b>Sandy Township (Saint Louis)</b>			
Minnesota Association of Townships	412	7.0%	29
<b>Total for Entity</b>	<b>\$412</b>		<b>\$29</b>
<b>Sanford Township (Grant)</b>			
Minnesota Association of Townships	305	7.0%	21
<b>Total for Entity</b>	<b>\$305</b>		<b>\$21</b>
<b>Santiago Township (Sherburne)</b>			
Minnesota Association of Townships	807	7.0%	56
<b>Total for Entity</b>	<b>\$807</b>		<b>\$56</b>
<b>Saratoga Township (Winona)</b>			
Minnesota Association of Townships	464	7.0%	32
<b>Total for Entity</b>	<b>\$464</b>		<b>\$32</b>

**Table 5**  
**2011 Lobbying Expenditures Paid With Association Dues**  
**Listed by Entity**

<b>Name of Entity (County)</b> <b>Association Name</b>	<b>Total Local Government Dues</b>	<b>Proportion of Dues Used for Lobbying</b>	<b>Total Dues Used for Lobbying</b>
<b>Sargeant Township (Mower)</b>			
Minnesota Association of Townships	404	7.0%	28
<b>Total for Entity</b>	<b>\$404</b>		<b>\$28</b>
<b>Sauk Centre Township (Stearns)</b>			
Minnesota Association of Townships	634	7.0%	44
<b>Total for Entity</b>	<b>\$634</b>		<b>\$44</b>
<b>Sauk Rapids Township (Benton)</b>			
Minnesota Association of Townships	482	7.0%	34
<b>Total for Entity</b>	<b>\$482</b>		<b>\$34</b>
<b>Sauk River Watershed District</b>			
League of Minnesota Cities	1,488	10.5%	156
Minnesota Association of Watershed Districts	3,500	27.4%	959
<b>Total for Entity</b>	<b>\$4,988</b>		<b>\$1,115</b>
<b>Savannah Township (Becker)</b>			
Minnesota Association of Townships	314	7.0%	22
<b>Total for Entity</b>	<b>\$314</b>		<b>\$22</b>
<b>Scambler Township (Otter Tail)</b>			
Minnesota Association of Townships	436	7.0%	31
<b>Total for Entity</b>	<b>\$436</b>		<b>\$31</b>
<b>Scandia Township (Polk)</b>			
Minnesota Association of Townships	289	7.0%	20
<b>Total for Entity</b>	<b>\$289</b>		<b>\$20</b>
<b>Scandia Valley Township (Morrison)</b>			
Minnesota Association of Townships	667	7.0%	47
<b>Total for Entity</b>	<b>\$667</b>		<b>\$47</b>
<b>Schoolcraft Township (Hubbard)</b>			
Minnesota Association of Townships	293	7.0%	21
<b>Total for Entity</b>	<b>\$293</b>		<b>\$21</b>



**Table 5**  
**2011 Lobbying Expenditures Paid With Association Dues**  
**Listed by Entity**

<b>Name of Entity (County)</b> <b>Association Name</b>	<b>Total Local Government Dues</b>	<b>Proportion of Dues Used for Lobbying</b>	<b>Total Dues Used for Lobbying</b>
<b>Schroeder Township (Cook)</b>			
Minnesota Association of Townships	312	7.0%	22
Range Association of Municipalities and Schools	150	57.3%	86
<b>Total for Entity</b>	<b>\$462</b>		<b>\$108</b>
<b>Sciota Township (Dakota)</b>			
Minnesota Association of Townships	424	7.0%	30
<b>Total for Entity</b>	<b>\$424</b>		<b>\$30</b>
<b>Scott County</b>			
Association of Minnesota Counties	26,574	22.6%	6,006
Minnesota Inter-County Association	30,545	49.0%	14,967
<b>Total for Entity</b>	<b>\$57,119</b>		<b>\$20,973</b>
<b>Scott Soil and Water Conservation District</b>			
Minnesota Association of Soil & Water Conservation Districts	2,795	27.6%	771
<b>Total for Entity</b>	<b>\$2,795</b>		<b>\$771</b>
<b>Scott Township (Stevens)</b>			
Minnesota Association of Townships	301	7.0%	21
<b>Total for Entity</b>	<b>\$301</b>		<b>\$21</b>
<b>Seavey Township (Aitkin)</b>			
Minnesota Association of Townships	283	7.0%	20
<b>Total for Entity</b>	<b>\$283</b>		<b>\$20</b>
<b>Seely Township (Faribault)</b>			
Minnesota Association of Townships	310	7.0%	22
<b>Total for Entity</b>	<b>\$310</b>		<b>\$22</b>
<b>Severance Township (Sibley)</b>			
Minnesota Association of Townships	406	7.0%	28
<b>Total for Entity</b>	<b>\$406</b>		<b>\$28</b>
<b>Seward Township (Nobles)</b>			
Minnesota Association of Townships	323	7.0%	23
<b>Total for Entity</b>	<b>\$323</b>		<b>\$23</b>

**Table 5**  
**2011 Lobbying Expenditures Paid With Association Dues**  
**Listed by Entity**

<b>Name of Entity (County)</b> <b>Association Name</b>	<b>Total Local Government Dues</b>	<b>Proportion of Dues Used for Lobbying</b>	<b>Total Dues Used for Lobbying</b>
<b>Shafer Township (Chisago)</b>			
Minnesota Association of Townships	514	7.0%	36
<b>Total for Entity</b>	<b>\$514</b>		<b>\$36</b>
<b>Shakopee Area Transit</b>			
Suburban Transit Association	5,551	95.2%	5,285
<b>Total for Entity</b>	<b>\$5,551</b>		<b>\$5,285</b>
<b>Shamrock Township (Aitkin)</b>			
Minnesota Association of Townships	678	7.0%	47
<b>Total for Entity</b>	<b>\$678</b>		<b>\$47</b>
<b>Shaokatan Township (Lincoln)</b>			
Minnesota Association of Townships	312	7.0%	22
<b>Total for Entity</b>	<b>\$312</b>		<b>\$22</b>
<b>Sharon Township (Le Sueur)</b>			
Minnesota Association of Townships	490	7.0%	34
<b>Total for Entity</b>	<b>\$490</b>		<b>\$34</b>
<b>Shelburne Township (Lyon)</b>			
Minnesota Association of Townships	303	7.0%	21
<b>Total for Entity</b>	<b>\$303</b>		<b>\$21</b>
<b>Shelby Township (Blue Earth)</b>			
Minnesota Association of Townships	402	7.0%	28
<b>Total for Entity</b>	<b>\$402</b>		<b>\$28</b>
<b>Sheldon Township (Houston)</b>			
Minnesota Association of Townships	403	7.0%	28
<b>Total for Entity</b>	<b>\$403</b>		<b>\$28</b>
<b>Shell Lake Township (Becker)</b>			
Minnesota Association of Townships	408	7.0%	29
<b>Total for Entity</b>	<b>\$408</b>		<b>\$29</b>
<b>Shell River Township (Wadena)</b>			
Minnesota Association of Townships	399	7.0%	28
<b>Total for Entity</b>	<b>\$399</b>		<b>\$28</b>

**Table 5**  
**2011 Lobbying Expenditures Paid With Association Dues**  
**Listed by Entity**

<b>Name of Entity (County)</b> <b>Association Name</b>	<b>Total Local Government Dues</b>	<b>Proportion of Dues Used for Lobbying</b>	<b>Total Dues Used for Lobbying</b>
<b>Shell Rock River Watershed District</b>			
Minnesota Association of Watershed Districts	2,508	27.4%	687
<b>Total for Entity</b>	<b>\$2,508</b>		<b>\$687</b>
<b>Shell Rock Township (Freeborn)</b>			
Minnesota Association of Townships	420	7.0%	29
<b>Total for Entity</b>	<b>\$420</b>		<b>\$29</b>
<b>Shelly Township (Norman)</b>			
Minnesota Association of Townships	296	7.0%	21
<b>Total for Entity</b>	<b>\$296</b>		<b>\$21</b>
<b>Sherburne County</b>			
Association of Minnesota Counties	21,489	22.6%	4,857
Minnesota Inter-County Association	20,805	49.0%	10,194
<b>Total for Entity</b>	<b>\$42,294</b>		<b>\$15,051</b>
<b>Sherburne Soil and Water Conservation District</b>			
Minnesota Association of Soil & Water Conservation Districts	2,795	27.6%	771
<b>Total for Entity</b>	<b>\$2,795</b>		<b>\$771</b>
<b>Sherburne/Wright County Cable Communications Commission</b>			
League of Minnesota Cities	1,488	10.5%	156
<b>Total for Entity</b>	<b>\$1,488</b>		<b>\$156</b>
<b>Sheridan Township (Redwood)</b>			
Minnesota Association of Townships	324	7.0%	23
<b>Total for Entity</b>	<b>\$324</b>		<b>\$23</b>
<b>Sherman Township (Redwood)</b>			
Minnesota Association of Townships	401	7.0%	28
<b>Total for Entity</b>	<b>\$401</b>		<b>\$28</b>
<b>Shetek Township (Murray)</b>			
Minnesota Association of Townships	408	7.0%	29
<b>Total for Entity</b>	<b>\$408</b>		<b>\$29</b>
<b>Shevlin Township (Clearwater)</b>			
Minnesota Association of Townships	444	7.0%	31
<b>Total for Entity</b>	<b>\$444</b>		<b>\$31</b>

**Table 5**  
**2011 Lobbying Expenditures Paid With Association Dues**  
**Listed by Entity**

<b>Name of Entity (County)</b> <b>Association Name</b>	<b>Total Local Government Dues</b>	<b>Proportion of Dues Used for Lobbying</b>	<b>Total Dues Used for Lobbying</b>
<b>Shible Township (Swift)</b>			
Minnesota Association of Townships	291	7.0%	20
<b>Total for Entity</b>	<b>\$291</b>		<b>\$20</b>
<b>Shieldsville Township (Rice)</b>			
Minnesota Association of Townships	659	7.0%	46
<b>Total for Entity</b>	<b>\$659</b>		<b>\$46</b>
<b>Shingobee Township (Cass)</b>			
Minnesota Association of Townships	773	7.0%	54
<b>Total for Entity</b>	<b>\$773</b>		<b>\$54</b>
<b>Shooks Township (Beltrami)</b>			
Minnesota Association of Townships	314	7.0%	22
<b>Total for Entity</b>	<b>\$314</b>		<b>\$22</b>
<b>Shorewood Park Sanitary District</b>			
League of Minnesota Cities	1,488	10.5%	156
<b>Total for Entity</b>	<b>\$1,488</b>		<b>\$156</b>
<b>Shotley Township (Beltrami)</b>			
Minnesota Association of Townships	280	7.0%	20
<b>Total for Entity</b>	<b>\$280</b>		<b>\$20</b>
<b>Sibley County</b>			
Association of Minnesota Counties	8,122	22.6%	1,836
<b>Total for Entity</b>	<b>\$8,122</b>		<b>\$1,836</b>
<b>Sibley Soil and Water Conservation District</b>			
Minnesota Association of Soil & Water Conservation Districts	1,979	27.6%	546
<b>Total for Entity</b>	<b>\$1,979</b>		<b>\$546</b>
<b>Sibley Township (Sibley)</b>			
Minnesota Association of Townships	412	7.0%	29
<b>Total for Entity</b>	<b>\$412</b>		<b>\$29</b>
<b>Sigel Township (Brown)</b>			
Minnesota Association of Townships	429	7.0%	30
<b>Total for Entity</b>	<b>\$429</b>		<b>\$30</b>

**Table 5**  
**2011 Lobbying Expenditures Paid With Association Dues**  
**Listed by Entity**

<b>Name of Entity (County)</b> <b>Association Name</b>	<b>Total Local Government Dues</b>	<b>Proportion of Dues Used for Lobbying</b>	<b>Total Dues Used for Lobbying</b>
<b>Silver Brook Township (Carlton)</b>			
Minnesota Association of Townships	487	7.0%	34
<b>Total for Entity</b>	<b>\$487</b>		<b>\$34</b>
<b>Silver Creek Township (Lake)</b>			
Minnesota Association of Townships	670	7.0%	47
<b>Total for Entity</b>	<b>\$670</b>		<b>\$47</b>
<b>Silver Creek Township (Wright)</b>			
Minnesota Association of Townships	951	7.0%	67
<b>Total for Entity</b>	<b>\$951</b>		<b>\$67</b>
<b>Silver Lake Township (Martin)</b>			
Minnesota Association of Townships	443	7.0%	31
<b>Total for Entity</b>	<b>\$443</b>		<b>\$31</b>
<b>Silver Leaf Township (Becker)</b>			
Minnesota Association of Townships	452	7.0%	32
<b>Total for Entity</b>	<b>\$452</b>		<b>\$32</b>
<b>Silver Township (Carlton)</b>			
Minnesota Association of Townships	437	7.0%	31
<b>Total for Entity</b>	<b>\$437</b>		<b>\$31</b>
<b>Silverton Township (Pennington)</b>			
Minnesota Association of Townships	306	7.0%	21
<b>Total for Entity</b>	<b>\$306</b>		<b>\$21</b>
<b>Sinclair Township (Clearwater)</b>			
Minnesota Association of Townships	303	7.0%	21
<b>Total for Entity</b>	<b>\$303</b>		<b>\$21</b>
<b>Sinnott Township (Marshall)</b>			
Minnesota Association of Townships	276	7.0%	19
<b>Total for Entity</b>	<b>\$276</b>		<b>\$19</b>
<b>Sioux Agency Township (Yellow Medicine)</b>			
Minnesota Association of Townships	318	7.0%	22
<b>Total for Entity</b>	<b>\$318</b>		<b>\$22</b>

**Table 5**  
**2011 Lobbying Expenditures Paid With Association Dues**  
**Listed by Entity**

<b>Name of Entity (County)</b> <b>Association Name</b>	<b>Total Local Government Dues</b>	<b>Proportion of Dues Used for Lobbying</b>	<b>Total Dues Used for Lobbying</b>
<b>Sioux Valley Township (Jackson)</b>			
Minnesota Association of Townships	400	7.0%	28
<b>Total for Entity</b>	<b>\$400</b>		<b>\$28</b>
<b>Six Mile Grove Township (Swift)</b>			
Minnesota Association of Townships	304	7.0%	21
<b>Total for Entity</b>	<b>\$304</b>		<b>\$21</b>
<b>Skagen Township (Roseau)</b>			
Minnesota Association of Townships	320	7.0%	22
<b>Total for Entity</b>	<b>\$320</b>		<b>\$22</b>
<b>Skandia Township (Murray)</b>			
Minnesota Association of Townships	304	7.0%	21
<b>Total for Entity</b>	<b>\$304</b>		<b>\$21</b>
<b>Skane Township (Kittson)</b>			
Minnesota Association of Townships	280	7.0%	20
<b>Total for Entity</b>	<b>\$280</b>		<b>\$20</b>
<b>Skelton Township (Carlton)</b>			
Minnesota Association of Townships	440	7.0%	31
<b>Total for Entity</b>	<b>\$440</b>		<b>\$31</b>
<b>Skree Township (Clay)</b>			
Minnesota Association of Townships	304	7.0%	21
<b>Total for Entity</b>	<b>\$304</b>		<b>\$21</b>
<b>Slater Township (Cass)</b>			
Minnesota Association of Townships	322	7.0%	23
<b>Total for Entity</b>	<b>\$322</b>		<b>\$23</b>
<b>Slayton Township (Murray)</b>			
Minnesota Association of Townships	403	7.0%	28
<b>Total for Entity</b>	<b>\$403</b>		<b>\$28</b>
<b>Sletten Township (Polk)</b>			
Minnesota Association of Townships	302	7.0%	21
<b>Total for Entity</b>	<b>\$302</b>		<b>\$21</b>

**Table 5**  
**2011 Lobbying Expenditures Paid With Association Dues**  
**Listed by Entity**

<b>Name of Entity (County)</b> <b>Association Name</b>	<b>Total Local Government Dues</b>	<b>Proportion of Dues Used for Lobbying</b>	<b>Total Dues Used for Lobbying</b>
<b>Smiley Township (Pennington)</b>			
Minnesota Association of Townships	460	7.0%	32
<b>Total for Entity</b>	<b>\$460</b>		<b>\$32</b>
<b>Smoky Hollow Township (Cass)</b>			
Minnesota Association of Townships	282	7.0%	20
<b>Total for Entity</b>	<b>\$282</b>		<b>\$20</b>
<b>Sodus Township (Lyon)</b>			
Minnesota Association of Townships	398	7.0%	28
<b>Total for Entity</b>	<b>\$398</b>		<b>\$28</b>
<b>Solem Township (Douglas)</b>			
Minnesota Association of Townships	319	7.0%	22
<b>Total for Entity</b>	<b>\$319</b>		<b>\$22</b>
<b>Soler Township (Roseau)</b>			
Minnesota Association of Townships	291	7.0%	20
<b>Total for Entity</b>	<b>\$291</b>		<b>\$20</b>
<b>Solway Township (Saint Louis)</b>			
Minnesota Association of Townships	811	7.0%	57
<b>Total for Entity</b>	<b>\$811</b>		<b>\$57</b>
<b>Somerset Township (Steele)</b>			
Minnesota Association of Townships	522	7.0%	37
<b>Total for Entity</b>	<b>\$522</b>		<b>\$37</b>
<b>South Bend Township (Blue Earth)</b>			
Minnesota Association of Townships	735	7.0%	51
<b>Total for Entity</b>	<b>\$735</b>		<b>\$51</b>
<b>South Branch Township (Watonwan)</b>			
Minnesota Association of Townships	400	7.0%	28
<b>Total for Entity</b>	<b>\$400</b>		<b>\$28</b>
<b>South Fork Township (Kanabec)</b>			
Minnesota Association of Townships	508	7.0%	36
<b>Total for Entity</b>	<b>\$508</b>		<b>\$36</b>

**Table 5**  
**2011 Lobbying Expenditures Paid With Association Dues**  
**Listed by Entity**

<b>Name of Entity (County)</b> <b>Association Name</b>	<b>Total Local Government Dues</b>	<b>Proportion of Dues Used for Lobbying</b>	<b>Total Dues Used for Lobbying</b>
<b>South Harbor Township (Mille Lacs)</b>			
Minnesota Association of Townships	555	7.0%	39
<b>Total for Entity</b>	<b>\$555</b>		<b>\$39</b>
<b>South Red River Township (Kittson)</b>			
Minnesota Association of Townships	273	7.0%	19
<b>Total for Entity</b>	<b>\$273</b>		<b>\$19</b>
<b>South Saint Louis Soil and Water Conservation District</b>			
Minnesota Association of Soil & Water Conservation Districts	2,795	27.6%	771
<b>Total for Entity</b>	<b>\$2,795</b>		<b>\$771</b>
<b>South Washington Watershed District</b>			
League of Minnesota Cities	1,488	10.5%	156
Minnesota Association of Watershed Districts	3,500	27.4%	959
<b>Total for Entity</b>	<b>\$4,988</b>		<b>\$1,115</b>
<b>Southbrook Township (Cottonwood)</b>			
Minnesota Association of Townships	284	7.0%	20
<b>Total for Entity</b>	<b>\$284</b>		<b>\$20</b>
<b>Southeast Service Cooperative</b>			
Minnesota Rural Education Association	1,600	40.0%	640
<b>Total for Entity</b>	<b>\$1,600</b>		<b>\$640</b>
<b>Southside Township (Wright)</b>			
Minnesota Association of Townships	757	7.0%	53
<b>Total for Entity</b>	<b>\$757</b>		<b>\$53</b>
<b>Southwest - West Central Service Cooperative</b>			
Minnesota Rural Education Association	1,600	40.0%	640
<b>Total for Entity</b>	<b>\$1,600</b>		<b>\$640</b>
<b>Southwest Metro Transit Commission</b>			
Suburban Transit Association	17,149	95.2%	16,326
<b>Total for Entity</b>	<b>\$17,149</b>		<b>\$16,326</b>
<b>Spalding Township (Aitkin)</b>			
Minnesota Association of Townships	397	7.0%	28
<b>Total for Entity</b>	<b>\$397</b>		<b>\$28</b>



**Table 5**  
**2011 Lobbying Expenditures Paid With Association Dues**  
**Listed by Entity**

<b>Name of Entity (County)</b> <b>Association Name</b>	<b>Total Local Government Dues</b>	<b>Proportion of Dues Used for Lobbying</b>	<b>Total Dues Used for Lobbying</b>
<b>Spang Township (Itasca)</b>			
Minnesota Association of Townships	400	7.0%	28
<b>Total for Entity</b>	<b>\$400</b>		<b>\$28</b>
<b>Sparta Township (Chippewa)</b>			
Minnesota Association of Townships	490	7.0%	34
<b>Total for Entity</b>	<b>\$490</b>		<b>\$34</b>
<b>Spencer Brook Township (Isanti)</b>			
Minnesota Association of Townships	766	7.0%	54
<b>Total for Entity</b>	<b>\$766</b>		<b>\$54</b>
<b>Spencer Township (Aitkin)</b>			
Minnesota Association of Townships	477	7.0%	33
<b>Total for Entity</b>	<b>\$477</b>		<b>\$33</b>
<b>Split Rock Township (Carlton)</b>			
Minnesota Association of Townships	298	7.0%	21
<b>Total for Entity</b>	<b>\$298</b>		<b>\$21</b>
<b>Splithand Township (Itasca)</b>			
Minnesota Association of Townships	398	7.0%	28
<b>Total for Entity</b>	<b>\$398</b>		<b>\$28</b>
<b>Spring Brook Township (Kittson)</b>			
Minnesota Association of Townships	283	7.0%	20
<b>Total for Entity</b>	<b>\$283</b>		<b>\$20</b>
<b>Spring Creek Township (Becker)</b>			
Minnesota Association of Townships	295	7.0%	21
<b>Total for Entity</b>	<b>\$295</b>		<b>\$21</b>
<b>Spring Creek Township (Norman)</b>			
Minnesota Association of Townships	286	7.0%	20
<b>Total for Entity</b>	<b>\$286</b>		<b>\$20</b>
<b>Spring Grove Township (Houston)</b>			
Minnesota Association of Townships	420	7.0%	29
<b>Total for Entity</b>	<b>\$420</b>		<b>\$29</b>

**Table 5**  
**2011 Lobbying Expenditures Paid With Association Dues**  
**Listed by Entity**

<b>Name of Entity (County)</b> <b>Association Name</b>	<b>Total Local Government Dues</b>	<b>Proportion of Dues Used for Lobbying</b>	<b>Total Dues Used for Lobbying</b>
<b>Spring Hill Township (Stearns)</b>			
Minnesota Association of Townships	435	7.0%	30
<b>Total for Entity</b>	<b>\$435</b>		<b>\$30</b>
<b>Spring Lake Township (Scott)</b>			
Minnesota Association of Townships	1,262	7.0%	88
<b>Total for Entity</b>	<b>\$1,262</b>		<b>\$88</b>
<b>Spring Prairie Township (Clay)</b>			
Minnesota Association of Townships	414	7.0%	29
<b>Total for Entity</b>	<b>\$414</b>		<b>\$29</b>
<b>Spring Valley Township (Fillmore)</b>			
Minnesota Association of Townships	459	7.0%	32
<b>Total for Entity</b>	<b>\$459</b>		<b>\$32</b>
<b>Springdale Township (Redwood)</b>			
Minnesota Association of Townships	316	7.0%	22
<b>Total for Entity</b>	<b>\$316</b>		<b>\$22</b>
<b>Springfield Township (Cottonwood)</b>			
Minnesota Association of Townships	297	7.0%	21
<b>Total for Entity</b>	<b>\$297</b>		<b>\$21</b>
<b>Springsteel Island Sewer District</b>			
League of Minnesota Cities	1,488	10.5%	156
<b>Total for Entity</b>	<b>\$1,488</b>		<b>\$156</b>
<b>Springvale Township (Isanti)</b>			
Minnesota Association of Townships	756	7.0%	53
<b>Total for Entity</b>	<b>\$756</b>		<b>\$53</b>
<b>Springwater Township (Rock)</b>			
Minnesota Association of Townships	397	7.0%	28
<b>Total for Entity</b>	<b>\$397</b>		<b>\$28</b>
<b>Spruce Grove Township (Becker)</b>			
Minnesota Association of Townships	418	7.0%	29
<b>Total for Entity</b>	<b>\$418</b>		<b>\$29</b>

**Table 5**  
**2011 Lobbying Expenditures Paid With Association Dues**  
**Listed by Entity**

<b>Name of Entity (County)</b> <b>Association Name</b>	<b>Total Local Government Dues</b>	<b>Proportion of Dues Used for Lobbying</b>	<b>Total Dues Used for Lobbying</b>
<b>Spruce Grove Township (Beltrami)</b>			
Minnesota Association of Townships	282	7.0%	20
<b>Total for Entity</b>	<b>\$282</b>		<b>\$20</b>
<b>Spruce Hill Township (Douglas)</b>			
Minnesota Association of Townships	437	7.0%	31
<b>Total for Entity</b>	<b>\$437</b>		<b>\$31</b>
<b>Spruce Township (Roseau)</b>			
Minnesota Association of Townships	472	7.0%	33
<b>Total for Entity</b>	<b>\$472</b>		<b>\$33</b>
<b>Spruce Valley Township (Marshall)</b>			
Minnesota Association of Townships	321	7.0%	22
<b>Total for Entity</b>	<b>\$321</b>		<b>\$22</b>
<b>Saint Paul Port Authority</b>			
Minnesota Ports Association	11,500	100.0%	11,500
<b>Total for Entity</b>	<b>\$11,500</b>		<b>\$11,500</b>
<b>Stafford Township (Roseau)</b>			
Minnesota Association of Townships	408	7.0%	29
<b>Total for Entity</b>	<b>\$408</b>		<b>\$29</b>
<b>Stanchfield Township (Isanti)</b>			
Minnesota Association of Townships	682	7.0%	48
<b>Total for Entity</b>	<b>\$682</b>		<b>\$48</b>
<b>Stanford Township (Isanti)</b>			
Minnesota Association of Townships	921	7.0%	64
<b>Total for Entity</b>	<b>\$921</b>		<b>\$64</b>
<b>Stanley Township (Lyon)</b>			
Minnesota Association of Townships	319	7.0%	22
<b>Total for Entity</b>	<b>\$319</b>		<b>\$22</b>
<b>Stanton Township (Goodhue)</b>			
Minnesota Association of Townships	652	7.0%	46
<b>Total for Entity</b>	<b>\$652</b>		<b>\$46</b>

**Table 5**  
**2011 Lobbying Expenditures Paid With Association Dues**  
**Listed by Entity**

<b>Name of Entity (County)</b> <b>Association Name</b>	<b>Total Local Government Dues</b>	<b>Proportion of Dues Used for Lobbying</b>	<b>Total Dues Used for Lobbying</b>
<b>Staples Township (Todd)</b>			
Minnesota Association of Townships	468	7.0%	33
<b>Total for Entity</b>	<b>\$468</b>		<b>\$33</b>
<b>Star Lake Township (Otter Tail)</b>			
Minnesota Association of Townships	434	7.0%	30
<b>Total for Entity</b>	<b>\$434</b>		<b>\$30</b>
<b>Star Township (Pennington)</b>			
Minnesota Association of Townships	298	7.0%	21
<b>Total for Entity</b>	<b>\$298</b>		<b>\$21</b>
<b>Stark Township (Brown)</b>			
Minnesota Association of Townships	413	7.0%	29
<b>Total for Entity</b>	<b>\$413</b>		<b>\$29</b>
<b>Stately Township (Brown)</b>			
Minnesota Association of Townships	313	7.0%	22
<b>Total for Entity</b>	<b>\$313</b>		<b>\$22</b>
<b>Steamboat River Township (Hubbard)</b>			
Minnesota Association of Townships	299	7.0%	21
<b>Total for Entity</b>	<b>\$299</b>		<b>\$21</b>
<b>Stearns County</b>			
Association of Minnesota Counties	28,374	22.6%	6,413
Minnesota Inter-County Association	35,414	49.0%	17,353
<b>Total for Entity</b>	<b>\$63,788</b>		<b>\$23,766</b>
<b>Stearns Soil and Water Conservation District</b>			
Minnesota Association of Soil & Water Conservation Districts	2,795	27.6%	771
<b>Total for Entity</b>	<b>\$2,795</b>		<b>\$771</b>
<b>Steele County</b>			
Association of Minnesota Counties	13,163	22.6%	2,975
Highway 14 Partnership	1,500	63.6%	954
<b>Total for Entity</b>	<b>\$14,663</b>		<b>\$3,929</b>

**Table 5**  
**2011 Lobbying Expenditures Paid With Association Dues**  
**Listed by Entity**

<b>Name of Entity (County)</b> <b>Association Name</b>	<b>Total Local Government Dues</b>	<b>Proportion of Dues Used for Lobbying</b>	<b>Total Dues Used for Lobbying</b>
<b>Steele County Soil and Water Conservation District</b>			
Minnesota Association of Soil & Water Conservation Districts	2,795	27.6%	771
<b>Total for Entity</b>	<b>\$2,795</b>		<b>\$771</b>
<b>Steenerson Township (Beltrami)</b>			
Minnesota Association of Townships	278	7.0%	19
<b>Total for Entity</b>	<b>\$278</b>		<b>\$19</b>
<b>Sterling Township (Blue Earth)</b>			
Minnesota Association of Townships	401	7.0%	28
<b>Total for Entity</b>	<b>\$401</b>		<b>\$28</b>
<b>Stevens County</b>			
Association of Minnesota Counties	5,840	22.6%	1,320
Minnesota Rural Counties Caucus	2,100	50.0%	1,050
<b>Total for Entity</b>	<b>\$7,940</b>		<b>\$2,370</b>
<b>Stevens Soil and Water Conservation District</b>			
Minnesota Association of Soil & Water Conservation Districts	1,895	27.6%	523
<b>Total for Entity</b>	<b>\$1,895</b>		<b>\$523</b>
<b>Stevens Township (Stevens)</b>			
Minnesota Association of Townships	287	7.0%	20
<b>Total for Entity</b>	<b>\$287</b>		<b>\$20</b>
<b>Stillwater Township (Washington)</b>			
League of Minnesota Cities	2,199	10.5%	231
Minnesota Association of Townships	982	7.0%	69
<b>Total for Entity</b>	<b>\$3,181</b>		<b>\$300</b>
<b>Stockholm Township (Wright)</b>			
Minnesota Association of Townships	536	7.0%	38
<b>Total for Entity</b>	<b>\$536</b>		<b>\$38</b>
<b>Stokes Township (Itasca)</b>			
Minnesota Association of Townships	325	7.0%	23
<b>Total for Entity</b>	<b>\$325</b>		<b>\$23</b>

**Table 5**  
**2011 Lobbying Expenditures Paid With Association Dues**  
**Listed by Entity**

<b>Name of Entity (County)</b> <b>Association Name</b>	<b>Total Local Government Dues</b>	<b>Proportion of Dues Used for Lobbying</b>	<b>Total Dues Used for Lobbying</b>
<b>Stokes Township (Roseau)</b>			
Minnesota Association of Townships	321	7.0%	22
<b>Total for Entity</b>	<b>\$321</b>		<b>\$22</b>
<b>Stoneham Township (Chippewa)</b>			
Minnesota Association of Townships	396	7.0%	28
<b>Total for Entity</b>	<b>\$396</b>		<b>\$28</b>
<b>Stoney Brook Township (Saint Louis)</b>			
Minnesota Association of Townships	324	7.0%	23
<b>Total for Entity</b>	<b>\$324</b>		<b>\$23</b>
<b>Stony Brook Township (Grant)</b>			
Minnesota Association of Townships	305	7.0%	21
<b>Total for Entity</b>	<b>\$305</b>		<b>\$21</b>
<b>Stony River Township (Lake)</b>			
Minnesota Association of Townships	308	7.0%	22
<b>Total for Entity</b>	<b>\$308</b>		<b>\$22</b>
<b>Stony Run Township (Yellow Medicine)</b>			
Minnesota Association of Townships	438	7.0%	31
<b>Total for Entity</b>	<b>\$438</b>		<b>\$31</b>
<b>Storden Township (Cottonwood)</b>			
Minnesota Association of Townships	302	7.0%	21
<b>Total for Entity</b>	<b>\$302</b>		<b>\$21</b>
<b>Stowe Prairie Township (Todd)</b>			
Minnesota Association of Townships	451	7.0%	32
<b>Total for Entity</b>	<b>\$451</b>		<b>\$32</b>
<b>Straight River Township (Hubbard)</b>			
Minnesota Association of Townships	501	7.0%	35
<b>Total for Entity</b>	<b>\$501</b>		<b>\$35</b>
<b>Strand Township (Norman)</b>			
Minnesota Association of Townships	293	7.0%	21
<b>Total for Entity</b>	<b>\$293</b>		<b>\$21</b>

**Table 5**  
**2011 Lobbying Expenditures Paid With Association Dues**  
**Listed by Entity**

<b>Name of Entity (County)</b> <b>Association Name</b>	<b>Total Local Government Dues</b>	<b>Proportion of Dues Used for Lobbying</b>	<b>Total Dues Used for Lobbying</b>
<b>Sturgeon Lake Township (Pine)</b>			
Minnesota Association of Townships	432	7.0%	30
<b>Total for Entity</b>	<b>\$432</b>		<b>\$30</b>
<b>Sturgeon Township (Saint Louis)</b>			
Minnesota Association of Townships	292	7.0%	20
<b>Total for Entity</b>	<b>\$292</b>		<b>\$20</b>
<b>Sugar Bush Township (Becker)</b>			
Minnesota Association of Townships	463	7.0%	32
<b>Total for Entity</b>	<b>\$463</b>		<b>\$32</b>
<b>Sugar Bush Township (Beltrami)</b>			
Minnesota Association of Townships	319	7.0%	22
<b>Total for Entity</b>	<b>\$319</b>		<b>\$22</b>
<b>Sullivan Township (Polk)</b>			
Minnesota Association of Townships	309	7.0%	22
<b>Total for Entity</b>	<b>\$309</b>		<b>\$22</b>
<b>Summit Lake Township (Nobles)</b>			
Minnesota Association of Townships	414	7.0%	29
<b>Total for Entity</b>	<b>\$414</b>		<b>\$29</b>
<b>Summit Township (Beltrami)</b>			
Minnesota Association of Townships	395	7.0%	28
<b>Total for Entity</b>	<b>\$395</b>		<b>\$28</b>
<b>Summit Township (Steele)</b>			
Minnesota Association of Townships	452	7.0%	32
<b>Total for Entity</b>	<b>\$452</b>		<b>\$32</b>
<b>Sumner Township (Fillmore)</b>			
Minnesota Association of Townships	439	7.0%	31
<b>Total for Entity</b>	<b>\$439</b>		<b>\$31</b>
<b>Sumter Township (McLeod)</b>			
Minnesota Association of Townships	469	7.0%	33
<b>Total for Entity</b>	<b>\$469</b>		<b>\$33</b>

**Table 5**  
**2011 Lobbying Expenditures Paid With Association Dues**  
**Listed by Entity**

<b>Name of Entity (County)</b> <b>Association Name</b>	<b>Total Local Government Dues</b>	<b>Proportion of Dues Used for Lobbying</b>	<b>Total Dues Used for Lobbying</b>
<b>Sundal Township (Norman)</b>			
Minnesota Association of Townships	296	7.0%	21
<b>Total for Entity</b>	<b>\$296</b>		<b>\$21</b>
<b>Sundown Township (Redwood)</b>			
Minnesota Association of Townships	312	7.0%	22
<b>Total for Entity</b>	<b>\$312</b>		<b>\$22</b>
<b>Sunnyside Township (Wilkin)</b>			
Minnesota Association of Townships	294	7.0%	21
<b>Total for Entity</b>	<b>\$294</b>		<b>\$21</b>
<b>Sunrise Township (Chisago)</b>			
Minnesota Association of Townships	838	7.0%	59
<b>Total for Entity</b>	<b>\$838</b>		<b>\$59</b>
<b>Svea Township (Kittson)</b>			
Minnesota Association of Townships	281	7.0%	20
<b>Total for Entity</b>	<b>\$281</b>		<b>\$20</b>
<b>Sverdrup Township (Otter Tail)</b>			
Minnesota Association of Townships	455	7.0%	32
<b>Total for Entity</b>	<b>\$455</b>		<b>\$32</b>
<b>Swan Lake Township (Stevens)</b>			
Minnesota Association of Townships	312	7.0%	22
<b>Total for Entity</b>	<b>\$312</b>		<b>\$22</b>
<b>Swan River Township (Morrison)</b>			
Minnesota Association of Townships	507	7.0%	35
<b>Total for Entity</b>	<b>\$507</b>		<b>\$35</b>
<b>Swanville Township (Morrison)</b>			
Minnesota Association of Townships	461	7.0%	32
<b>Total for Entity</b>	<b>\$461</b>		<b>\$32</b>
<b>Swede Grove Township (Meeker)</b>			
Minnesota Association of Townships	429	7.0%	30
<b>Total for Entity</b>	<b>\$429</b>		<b>\$30</b>



**Table 5**  
**2011 Lobbying Expenditures Paid With Association Dues**  
**Listed by Entity**

<b>Name of Entity (County)</b> <b>Association Name</b>	<b>Total Local Government Dues</b>	<b>Proportion of Dues Used for Lobbying</b>	<b>Total Dues Used for Lobbying</b>
<b>Swede Prairie Township (Yellow Medicine)</b>			
Minnesota Association of Townships	299	7.0%	21
<b>Total for Entity</b>	<b>\$299</b>		<b>\$21</b>
<b>Swedes Forest Township (Redwood)</b>			
Minnesota Association of Townships	292	7.0%	20
<b>Total for Entity</b>	<b>\$292</b>		<b>\$20</b>
<b>Sweet Township (Pipestone)</b>			
Minnesota Association of Townships	406	7.0%	28
<b>Total for Entity</b>	<b>\$406</b>		<b>\$28</b>
<b>Swenoda Township (Swift)</b>			
Minnesota Association of Townships	302	7.0%	21
<b>Total for Entity</b>	<b>\$302</b>		<b>\$21</b>
<b>Swift County</b>			
Association of Minnesota Counties	6,462	22.6%	1,460
<b>Total for Entity</b>	<b>\$6,462</b>		<b>\$1,460</b>
<b>Swift Soil and Water Conservation District</b>			
Minnesota Association of Soil & Water Conservation Districts	1,895	27.6%	523
<b>Total for Entity</b>	<b>\$1,895</b>		<b>\$523</b>
<b>Sylvan Township (Cass)</b>			
Minnesota Association of Townships	949	7.0%	66
<b>Total for Entity</b>	<b>\$949</b>		<b>\$66</b>
<b>Synnes Township (Stevens)</b>			
Minnesota Association of Townships	292	7.0%	20
<b>Total for Entity</b>	<b>\$292</b>		<b>\$20</b>
<b>Tabor Township (Polk)</b>			
Minnesota Association of Townships	293	7.0%	21
<b>Total for Entity</b>	<b>\$293</b>		<b>\$21</b>
<b>Tamarac Township (Marshall)</b>			
Minnesota Association of Townships	286	7.0%	20
<b>Total for Entity</b>	<b>\$286</b>		<b>\$20</b>

**Table 5**  
**2011 Lobbying Expenditures Paid With Association Dues**  
**Listed by Entity**

<b>Name of Entity (County)</b> <b>Association Name</b>	<b>Total Local Government Dues</b>	<b>Proportion of Dues Used for Lobbying</b>	<b>Total Dues Used for Lobbying</b>
<b>Tanberg Township (Wilkin)</b>			
Minnesota Association of Townships	284	7.0%	20
<b>Total for Entity</b>	<b>\$284</b>		<b>\$20</b>
<b>Tansem Township (Clay)</b>			
Minnesota Association of Townships	397	7.0%	28
<b>Total for Entity</b>	<b>\$397</b>		<b>\$28</b>
<b>Tara Township (Swift)</b>			
Minnesota Association of Townships	292	7.0%	20
<b>Total for Entity</b>	<b>\$292</b>		<b>\$20</b>
<b>Tara Township (Traverse)</b>			
Minnesota Association of Townships	292	7.0%	20
<b>Total for Entity</b>	<b>\$292</b>		<b>\$20</b>
<b>Taylor Township (Beltrami)</b>			
Minnesota Association of Townships	295	7.0%	21
<b>Total for Entity</b>	<b>\$295</b>		<b>\$21</b>
<b>Taylor Township (Traverse)</b>			
Minnesota Association of Townships	289	7.0%	20
<b>Total for Entity</b>	<b>\$289</b>		<b>\$20</b>
<b>Tegner Township (Kittson)</b>			
Minnesota Association of Townships	282	7.0%	20
<b>Total for Entity</b>	<b>\$282</b>		<b>\$20</b>
<b>Teien Township (Kittson)</b>			
Minnesota Association of Townships	283	7.0%	20
<b>Total for Entity</b>	<b>\$283</b>		<b>\$20</b>
<b>Ten Lake Township (Beltrami)</b>			
Minnesota Association of Townships	664	7.0%	46
<b>Total for Entity</b>	<b>\$664</b>		<b>\$46</b>
<b>Ten Mile Lake Township (Lac qui Parle)</b>			
Minnesota Association of Townships	310	7.0%	22
<b>Total for Entity</b>	<b>\$310</b>		<b>\$22</b>

**Table 5**  
**2011 Lobbying Expenditures Paid With Association Dues**  
**Listed by Entity**

<b>Name of Entity (County)</b> <b>Association Name</b>	<b>Total Local Government Dues</b>	<b>Proportion of Dues Used for Lobbying</b>	<b>Total Dues Used for Lobbying</b>
<b>Tenhassen Township (Martin)</b>			
Minnesota Association of Townships	317	7.0%	22
<b>Total for Entity</b>	<b>\$317</b>		<b>\$22</b>
<b>Terrebonne Township (Red Lake)</b>			
Minnesota Association of Townships	297	7.0%	21
<b>Total for Entity</b>	<b>\$297</b>		<b>\$21</b>
<b>Thief Lake Township (Marshall)</b>			
Minnesota Association of Townships	279	7.0%	20
<b>Total for Entity</b>	<b>\$279</b>		<b>\$20</b>
<b>Third River Township (Itasca)</b>			
Minnesota Association of Townships	284	7.0%	20
<b>Total for Entity</b>	<b>\$284</b>		<b>\$20</b>
<b>Thirty Lakes Watershed District</b>			
Minnesota Association of Watershed Districts	2,451	27.4%	672
<b>Total for Entity</b>	<b>\$2,451</b>		<b>\$672</b>
<b>Thomastown Township (Wadena)</b>			
Minnesota Association of Townships	507	7.0%	35
<b>Total for Entity</b>	<b>\$507</b>		<b>\$35</b>
<b>Thompson Township (Kittson)</b>			
Minnesota Association of Townships	306	7.0%	21
<b>Total for Entity</b>	<b>\$306</b>		<b>\$21</b>
<b>Thomson Township (Carlton)</b>			
League of Minnesota Cities	4,520	10.5%	475
Minnesota Association of Townships	1,497	7.0%	105
<b>Total for Entity</b>	<b>\$6,017</b>		<b>\$580</b>
<b>Thorpe Township (Hubbard)</b>			
Minnesota Association of Townships	280	7.0%	20
<b>Total for Entity</b>	<b>\$280</b>		<b>\$20</b>
<b>Three Lakes Township (Redwood)</b>			
Minnesota Association of Townships	307	7.0%	21
<b>Total for Entity</b>	<b>\$307</b>		<b>\$21</b>

**Table 5**  
**2011 Lobbying Expenditures Paid With Association Dues**  
**Listed by Entity**

<b>Name of Entity (County)</b> <b>Association Name</b>	<b>Total Local Government Dues</b>	<b>Proportion of Dues Used for Lobbying</b>	<b>Total Dues Used for Lobbying</b>
<b>Three Rivers Park District</b>			
League of Minnesota Cities	1,488	10.5%	156
<b>Total for Entity</b>	<b>\$1,488</b>		<b>\$156</b>
<b>Thunder Lake Township (Cass)</b>			
Minnesota Association of Townships	395	7.0%	28
<b>Total for Entity</b>	<b>\$395</b>		<b>\$28</b>
<b>Timothy Township (Crow Wing)</b>			
Minnesota Association of Townships	304	7.0%	21
<b>Total for Entity</b>	<b>\$304</b>		<b>\$21</b>
<b>Tintah Township (Traverse)</b>			
Minnesota Association of Townships	279	7.0%	20
<b>Total for Entity</b>	<b>\$279</b>		<b>\$20</b>
<b>Toad Lake Township (Becker)</b>			
Minnesota Association of Townships	448	7.0%	31
<b>Total for Entity</b>	<b>\$448</b>		<b>\$31</b>
<b>Todd County</b>			
Association of Minnesota Counties	10,143	22.6%	2,292
Minnesota Rural Counties Caucus	2,100	50.0%	1,050
<b>Total for Entity</b>	<b>\$12,243</b>		<b>\$3,342</b>
<b>Todd Soil and Water Conservation District</b>			
Minnesota Association of Soil & Water Conservation Districts	2,178	27.6%	601
<b>Total for Entity</b>	<b>\$2,178</b>		<b>\$601</b>
<b>Todd Township (Hubbard)</b>			
Minnesota Association of Townships	700	7.0%	49
<b>Total for Entity</b>	<b>\$700</b>		<b>\$49</b>
<b>Tofte Township (Cook)</b>			
Minnesota Association of Townships	397	7.0%	28
<b>Total for Entity</b>	<b>\$397</b>		<b>\$28</b>
<b>Toivola Township (Saint Louis)</b>			
Minnesota Association of Townships	308	7.0%	22
<b>Total for Entity</b>	<b>\$308</b>		<b>\$22</b>

**Table 5**  
**2011 Lobbying Expenditures Paid With Association Dues**  
**Listed by Entity**

<b>Name of Entity (County)</b> <b>Association Name</b>	<b>Total Local Government Dues</b>	<b>Proportion of Dues Used for Lobbying</b>	<b>Total Dues Used for Lobbying</b>
<b>Toqua Township (Big Stone)</b>			
Minnesota Association of Townships	286	7.0%	20
<b>Total for Entity</b>	<b>\$286</b>		<b>\$20</b>
<b>Tordenskjold Township (Otter Tail)</b>			
Minnesota Association of Townships	454	7.0%	32
<b>Total for Entity</b>	<b>\$454</b>		<b>\$32</b>
<b>Torning Township (Swift)</b>			
Minnesota Association of Townships	439	7.0%	31
<b>Total for Entity</b>	<b>\$439</b>		<b>\$31</b>
<b>Torrey Township (Cass)</b>			
Minnesota Association of Townships	297	7.0%	21
<b>Total for Entity</b>	<b>\$297</b>		<b>\$21</b>
<b>Transit Township (Sibley)</b>			
Minnesota Association of Townships	405	7.0%	28
<b>Total for Entity</b>	<b>\$405</b>		<b>\$28</b>
<b>Traverse County</b>			
Association of Minnesota Counties	3,314	22.6%	749
Minnesota Rural Counties Caucus	2,100	50.0%	1,050
<b>Total for Entity</b>	<b>\$5,414</b>		<b>\$1,799</b>
<b>Traverse Soil and Water Conservation District</b>			
Minnesota Association of Soil & Water Conservation Districts	1,895	27.6%	523
<b>Total for Entity</b>	<b>\$1,895</b>		<b>\$523</b>
<b>Traverse Township (Nicollet)</b>			
Minnesota Association of Townships	417	7.0%	29
<b>Total for Entity</b>	<b>\$417</b>		<b>\$29</b>
<b>Trelipe Township (Cass)</b>			
Minnesota Association of Townships	306	7.0%	21
<b>Total for Entity</b>	<b>\$306</b>		<b>\$21</b>
<b>Trondhjem Township (Otter Tail)</b>			
Minnesota Association of Townships	308	7.0%	22
<b>Total for Entity</b>	<b>\$308</b>		<b>\$22</b>

**Table 5**  
**2011 Lobbying Expenditures Paid With Association Dues**  
**Listed by Entity**

<b>Name of Entity (County)</b> <b>Association Name</b>	<b>Total Local Government Dues</b>	<b>Proportion of Dues Used for Lobbying</b>	<b>Total Dues Used for Lobbying</b>
<b>Trout Lake Township (Itasca)</b>			
Minnesota Association of Townships	640	7.0%	45
<b>Total for Entity</b>	<b>\$640</b>		<b>\$45</b>
<b>Troy Township (Pipestone)</b>			
Minnesota Association of Townships	406	7.0%	28
<b>Total for Entity</b>	<b>\$406</b>		<b>\$28</b>
<b>Troy Township (Renville)</b>			
Minnesota Association of Townships	404	7.0%	28
<b>Total for Entity</b>	<b>\$404</b>		<b>\$28</b>
<b>Tumuli Township (Otter Tail)</b>			
Minnesota Association of Townships	435	7.0%	30
<b>Total for Entity</b>	<b>\$435</b>		<b>\$30</b>
<b>Tunsberg Township (Chippewa)</b>			
Minnesota Association of Townships	309	7.0%	22
<b>Total for Entity</b>	<b>\$309</b>		<b>\$22</b>
<b>Turner Township (Aitkin)</b>			
Minnesota Association of Townships	300	7.0%	21
<b>Total for Entity</b>	<b>\$300</b>		<b>\$21</b>
<b>Turtle Creek Township (Todd)</b>			
Minnesota Association of Townships	406	7.0%	28
<b>Total for Entity</b>	<b>\$406</b>		<b>\$28</b>
<b>Turtle Creek Watershed District</b>			
Minnesota Association of Watershed Districts	2,500	27.4%	685
<b>Total for Entity</b>	<b>\$2,500</b>		<b>\$685</b>
<b>Turtle Lake Township (Beltrami)</b>			
Minnesota Association of Townships	684	7.0%	48
<b>Total for Entity</b>	<b>\$684</b>		<b>\$48</b>
<b>Turtle Lake Township (Cass)</b>			
Minnesota Association of Townships	498	7.0%	35
<b>Total for Entity</b>	<b>\$498</b>		<b>\$35</b>

**Table 5**  
**2011 Lobbying Expenditures Paid With Association Dues**  
**Listed by Entity**

<b>Name of Entity (County)</b> <b>Association Name</b>	<b>Total Local Government Dues</b>	<b>Proportion of Dues Used for Lobbying</b>	<b>Total Dues Used for Lobbying</b>
<b>Turtle River Township (Beltrami)</b>			
Minnesota Association of Townships	678	7.0%	47
<b>Total for Entity</b>	<b>\$678</b>		<b>\$47</b>
<b>Twin Lakes Township (Carlton)</b>			
Minnesota Association of Townships	874	7.0%	61
<b>Total for Entity</b>	<b>\$874</b>		<b>\$61</b>
<b>Twin Lakes Township (Mahnomen)</b>			
Minnesota Association of Townships	528	7.0%	37
<b>Total for Entity</b>	<b>\$528</b>		<b>\$37</b>
<b>Two Inlets Township (Becker)</b>			
Minnesota Association of Townships	396	7.0%	28
<b>Total for Entity</b>	<b>\$396</b>		<b>\$28</b>
<b>Two Rivers Township (Morrison)</b>			
Minnesota Association of Townships	485	7.0%	34
<b>Total for Entity</b>	<b>\$485</b>		<b>\$34</b>
<b>Two Rivers Watershed District</b>			
Minnesota Association of Watershed Districts	1,178	27.4%	323
<b>Total for Entity</b>	<b>\$1,178</b>		<b>\$323</b>
<b>Tynsid Township (Polk)</b>			
Minnesota Association of Townships	281	7.0%	20
<b>Total for Entity</b>	<b>\$281</b>		<b>\$20</b>
<b>Tyro Township (Yellow Medicine)</b>			
Minnesota Association of Townships	308	7.0%	22
<b>Total for Entity</b>	<b>\$308</b>		<b>\$22</b>
<b>Tyrone Township (Le Sueur)</b>			
Minnesota Association of Townships	456	7.0%	32
<b>Total for Entity</b>	<b>\$456</b>		<b>\$32</b>
<b>Udolpho Township (Mower)</b>			
Minnesota Association of Townships	435	7.0%	30
<b>Total for Entity</b>	<b>\$435</b>		<b>\$30</b>

**Table 5**  
**2011 Lobbying Expenditures Paid With Association Dues**  
**Listed by Entity**

<b>Name of Entity (County)</b> <b>Association Name</b>	<b>Total Local Government Dues</b>	<b>Proportion of Dues Used for Lobbying</b>	<b>Total Dues Used for Lobbying</b>
<b>Ulen Township (Clay)</b>			
Minnesota Association of Townships	305	7.0%	21
<b>Total for Entity</b>	<b>\$305</b>		<b>\$21</b>
<b>Underwood Township (Redwood)</b>			
Minnesota Association of Townships	314	7.0%	22
<b>Total for Entity</b>	<b>\$314</b>		<b>\$22</b>
<b>Union Grove Township (Meeker)</b>			
Minnesota Association of Townships	473	7.0%	33
<b>Total for Entity</b>	<b>\$473</b>		<b>\$33</b>
<b>Union Township (Houston)</b>			
Minnesota Association of Townships	422	7.0%	30
<b>Total for Entity</b>	<b>\$422</b>		<b>\$30</b>
<b>Upper Minnesota River Watershed District</b>			
League of Minnesota Cities	1,488	10.5%	156
Minnesota Association of Watershed Districts	1,199	27.4%	329
<b>Total for Entity</b>	<b>\$2,687</b>		<b>\$485</b>
<b>Urness Township (Douglas)</b>			
Minnesota Association of Townships	397	7.0%	28
<b>Total for Entity</b>	<b>\$397</b>		<b>\$28</b>
<b>Utica Township (Winona)</b>			
Minnesota Association of Townships	479	7.0%	34
<b>Total for Entity</b>	<b>\$479</b>		<b>\$34</b>
<b>Vail Township (Redwood)</b>			
Minnesota Association of Townships	397	7.0%	28
<b>Total for Entity</b>	<b>\$397</b>		<b>\$28</b>
<b>Vallers Township (Lyon)</b>			
Minnesota Association of Townships	316	7.0%	22
<b>Total for Entity</b>	<b>\$316</b>		<b>\$22</b>
<b>Valley Branch Watershed District</b>			
Minnesota Association of Watershed Districts	3,500	27.4%	959
<b>Total for Entity</b>	<b>\$3,500</b>		<b>\$959</b>



**Table 5**  
**2011 Lobbying Expenditures Paid With Association Dues**  
**Listed by Entity**

<b>Name of Entity (County)</b> <b>Association Name</b>	<b>Total Local Government Dues</b>	<b>Proportion of Dues Used for Lobbying</b>	<b>Total Dues Used for Lobbying</b>
<b>Valley Township (Marshall)</b>			
Minnesota Association of Townships	301	7.0%	21
<b>Total for Entity</b>	<b>\$301</b>		<b>\$21</b>
<b>Van Buren Township (Saint Louis)</b>			
Minnesota Association of Townships	304	7.0%	21
<b>Total for Entity</b>	<b>\$304</b>		<b>\$21</b>
<b>Vasa Township (Goodhue)</b>			
Minnesota Association of Townships	540	7.0%	38
<b>Total for Entity</b>	<b>\$540</b>		<b>\$38</b>
<b>Vega Township (Marshall)</b>			
Minnesota Association of Townships	304	7.0%	21
<b>Total for Entity</b>	<b>\$304</b>		<b>\$21</b>
<b>Veldt Township (Marshall)</b>			
Minnesota Association of Townships	281	7.0%	20
<b>Total for Entity</b>	<b>\$281</b>		<b>\$20</b>
<b>Verdi Township (Lincoln)</b>			
Minnesota Association of Townships	317	7.0%	22
<b>Total for Entity</b>	<b>\$317</b>		<b>\$22</b>
<b>Verdon Township (Aitkin)</b>			
Minnesota Association of Townships	280	7.0%	20
<b>Total for Entity</b>	<b>\$280</b>		<b>\$20</b>
<b>Vermilion Lake Township (Saint Louis)</b>			
Minnesota Association of Townships	405	7.0%	28
<b>Total for Entity</b>	<b>\$405</b>		<b>\$28</b>
<b>Vermillion Township (Dakota)</b>			
Minnesota Association of Townships	707	7.0%	49
<b>Total for Entity</b>	<b>\$707</b>		<b>\$49</b>
<b>Vernon Center Township (Blue Earth)</b>			
Minnesota Association of Townships	398	7.0%	28
<b>Total for Entity</b>	<b>\$398</b>		<b>\$28</b>

**Table 5**  
**2011 Lobbying Expenditures Paid With Association Dues**  
**Listed by Entity**

<b>Name of Entity (County)</b> <b>Association Name</b>	<b>Total Local Government Dues</b>	<b>Proportion of Dues Used for Lobbying</b>	<b>Total Dues Used for Lobbying</b>
<b>Vernon Township (Dodge)</b>			
Minnesota Association of Townships	473	7.0%	33
<b>Total for Entity</b>	<b>\$473</b>		<b>\$33</b>
<b>Verona Township (Faribault)</b>			
Minnesota Association of Townships	413	7.0%	29
<b>Total for Entity</b>	<b>\$413</b>		<b>\$29</b>
<b>Vesta Township (Redwood)</b>			
Minnesota Association of Townships	311	7.0%	22
<b>Total for Entity</b>	<b>\$311</b>		<b>\$22</b>
<b>Victor Township (Wright)</b>			
Minnesota Association of Townships	666	7.0%	47
<b>Total for Entity</b>	<b>\$666</b>		<b>\$47</b>
<b>Viding Township (Clay)</b>			
Minnesota Association of Townships	293	7.0%	21
<b>Total for Entity</b>	<b>\$293</b>		<b>\$21</b>
<b>Vienna Township (Rock)</b>			
Minnesota Association of Townships	308	7.0%	22
<b>Total for Entity</b>	<b>\$308</b>		<b>\$22</b>
<b>Viking Township (Marshall)</b>			
Minnesota Association of Townships	300	7.0%	21
<b>Total for Entity</b>	<b>\$300</b>		<b>\$21</b>
<b>Villard Township (Todd)</b>			
Minnesota Association of Townships	470	7.0%	33
<b>Total for Entity</b>	<b>\$470</b>		<b>\$33</b>
<b>Vineland Township (Polk)</b>			
Minnesota Association of Townships	296	7.0%	21
<b>Total for Entity</b>	<b>\$296</b>		<b>\$21</b>
<b>Viola Township (Olmsted)</b>			
Minnesota Association of Townships	460	7.0%	32
<b>Total for Entity</b>	<b>\$460</b>		<b>\$32</b>

**Table 5**  
**2011 Lobbying Expenditures Paid With Association Dues**  
**Listed by Entity**

<b>Name of Entity (County)</b> <b>Association Name</b>	<b>Total Local Government Dues</b>	<b>Proportion of Dues Used for Lobbying</b>	<b>Total Dues Used for Lobbying</b>
<b>Vivian Township (Waseca)</b>			
Minnesota Association of Townships	321	7.0%	22
<b>Total for Entity</b>	<b>\$321</b>		<b>\$22</b>
<b>Waasa Township (Saint Louis)</b>			
Minnesota Association of Townships	402	7.0%	28
<b>Total for Entity</b>	<b>\$402</b>		<b>\$28</b>
<b>Wabana Township (Itasca)</b>			
Minnesota Association of Townships	454	7.0%	32
<b>Total for Entity</b>	<b>\$454</b>		<b>\$32</b>
<b>Wabasha County</b>			
Association of Minnesota Counties	9,852	22.6%	2,227
<b>Total for Entity</b>	<b>\$9,852</b>		<b>\$2,227</b>
<b>Wabasha Soil and Water Conservation District</b>			
Minnesota Association of Soil & Water Conservation Districts	2,496	27.6%	689
<b>Total for Entity</b>	<b>\$2,496</b>		<b>\$689</b>
<b>Wabedo Township (Cass)</b>			
Minnesota Association of Townships	419	7.0%	29
<b>Total for Entity</b>	<b>\$419</b>		<b>\$29</b>
<b>Waconia Township (Carver)</b>			
Minnesota Association of Townships	678	7.0%	47
<b>Total for Entity</b>	<b>\$678</b>		<b>\$47</b>
<b>Wacouta Township (Goodhue)</b>			
Minnesota Association of Townships	429	7.0%	30
<b>Total for Entity</b>	<b>\$429</b>		<b>\$30</b>
<b>Wadena County</b>			
Association of Minnesota Counties	6,495	22.6%	1,468
<b>Total for Entity</b>	<b>\$6,495</b>		<b>\$1,468</b>
<b>Wadena Soil and Water Conservation District</b>			
Minnesota Association of Soil & Water Conservation Districts	1,895	27.6%	523
<b>Total for Entity</b>	<b>\$1,895</b>		<b>\$523</b>

**Table 5**  
**2011 Lobbying Expenditures Paid With Association Dues**  
**Listed by Entity**

<b>Name of Entity (County)</b> <b>Association Name</b>	<b>Total Local Government Dues</b>	<b>Proportion of Dues Used for Lobbying</b>	<b>Total Dues Used for Lobbying</b>
<b>Wadena Township (Wadena)</b>			
Minnesota Association of Townships	548	7.0%	38
<b>Total for Entity</b>	<b>\$548</b>		<b>\$38</b>
<b>Wagner Township (Aitkin)</b>			
Minnesota Association of Townships	405	7.0%	28
<b>Total for Entity</b>	<b>\$405</b>		<b>\$28</b>
<b>Wakefield Township (Stearns)</b>			
Minnesota Association of Townships	1,064	7.0%	74
<b>Total for Entity</b>	<b>\$1,064</b>		<b>\$74</b>
<b>Walcott Township (Rice)</b>			
Minnesota Association of Townships	555	7.0%	39
<b>Total for Entity</b>	<b>\$555</b>		<b>\$39</b>
<b>Walden Township (Cass)</b>			
Minnesota Association of Townships	445	7.0%	31
<b>Total for Entity</b>	<b>\$445</b>		<b>\$31</b>
<b>Walden Township (Pope)</b>			
Minnesota Association of Townships	311	7.0%	22
<b>Total for Entity</b>	<b>\$311</b>		<b>\$22</b>
<b>Walls Township (Traverse)</b>			
Minnesota Association of Townships	285	7.0%	20
<b>Total for Entity</b>	<b>\$285</b>		<b>\$20</b>
<b>Walnut Lake Township (Faribault)</b>			
Minnesota Association of Townships	317	7.0%	22
<b>Total for Entity</b>	<b>\$317</b>		<b>\$22</b>
<b>Walter Township (Lac qui Parle)</b>			
Minnesota Association of Townships	305	7.0%	21
<b>Total for Entity</b>	<b>\$305</b>		<b>\$21</b>
<b>Waltham Township (Mower)</b>			
Minnesota Association of Townships	427	7.0%	30
<b>Total for Entity</b>	<b>\$427</b>		<b>\$30</b>

**Table 5**  
**2011 Lobbying Expenditures Paid With Association Dues**  
**Listed by Entity**

<b>Name of Entity (County)</b> <b>Association Name</b>	<b>Total Local Government Dues</b>	<b>Proportion of Dues Used for Lobbying</b>	<b>Total Dues Used for Lobbying</b>
<b>Walworth Township (Becker)</b>			
Minnesota Association of Townships	285	7.0%	20
<b>Total for Entity</b>	<b>\$285</b>		<b>\$20</b>
<b>Wanamingo Township (Goodhue)</b>			
Minnesota Association of Townships	451	7.0%	32
<b>Total for Entity</b>	<b>\$451</b>		<b>\$32</b>
<b>Wang Township (Renville)</b>			
Minnesota Association of Townships	404	7.0%	28
<b>Total for Entity</b>	<b>\$404</b>		<b>\$28</b>
<b>Wanger Township (Marshall)</b>			
Minnesota Association of Townships	287	7.0%	20
<b>Total for Entity</b>	<b>\$287</b>		<b>\$20</b>
<b>Ward Township (Todd)</b>			
Minnesota Association of Townships	441	7.0%	31
<b>Total for Entity</b>	<b>\$441</b>		<b>\$31</b>
<b>Warren Township (Winona)</b>			
Minnesota Association of Townships	471	7.0%	33
<b>Total for Entity</b>	<b>\$471</b>		<b>\$33</b>
<b>Warrenton Township (Marshall)</b>			
Minnesota Association of Townships	292	7.0%	20
<b>Total for Entity</b>	<b>\$292</b>		<b>\$20</b>
<b>Warroad Watershed District</b>			
Minnesota Association of Watershed Districts	325	27.4%	89
<b>Total for Entity</b>	<b>\$325</b>		<b>\$89</b>
<b>Warsaw Township (Goodhue)</b>			
Minnesota Association of Townships	481	7.0%	34
<b>Total for Entity</b>	<b>\$481</b>		<b>\$34</b>
<b>Warsaw Township (Rice)</b>			
Minnesota Association of Townships	729	7.0%	51
<b>Total for Entity</b>	<b>\$729</b>		<b>\$51</b>

**Table 5**  
**2011 Lobbying Expenditures Paid With Association Dues**  
**Listed by Entity**

<b>Name of Entity (County)</b> <b>Association Name</b>	<b>Total Local Government Dues</b>	<b>Proportion of Dues Used for Lobbying</b>	<b>Total Dues Used for Lobbying</b>
<b>Waseca County</b>			
Association of Minnesota Counties	9,012	22.6%	2,037
Highway 14 Partnership	1,500	63.6%	954
<b>Total for Entity</b>	<b>\$10,512</b>		<b>\$2,991</b>
<b>Waseca Soil and Water Conservation District</b>			
Minnesota Association of Soil & Water Conservation Districts	2,268	27.6%	626
<b>Total for Entity</b>	<b>\$2,268</b>		<b>\$626</b>
<b>Washington County</b>			
Association of Minnesota Counties	37,898	22.6%	8,565
Minnesota Inter-County Association	55,983	49.0%	27,432
<b>Total for Entity</b>	<b>\$93,881</b>		<b>\$35,997</b>
<b>Washington Lake Township (Sibley)</b>			
Minnesota Association of Townships	447	7.0%	31
<b>Total for Entity</b>	<b>\$447</b>		<b>\$31</b>
<b>Washington Soil and Water Conservation District</b>			
Minnesota Association of Soil & Water Conservation Districts	2,795	27.6%	771
<b>Total for Entity</b>	<b>\$2,795</b>		<b>\$771</b>
<b>Washington Township (Le Sueur)</b>			
Minnesota Association of Townships	502	7.0%	35
<b>Total for Entity</b>	<b>\$502</b>		<b>\$35</b>
<b>Wasioja Township (Dodge)</b>			
Minnesota Association of Townships	554	7.0%	39
<b>Total for Entity</b>	<b>\$554</b>		<b>\$39</b>
<b>Waskish Township (Beltrami)</b>			
Minnesota Association of Townships	296	7.0%	21
<b>Total for Entity</b>	<b>\$296</b>		<b>\$21</b>
<b>Watab Township (Benton)</b>			
Minnesota Association of Townships	1,112	7.0%	78
<b>Total for Entity</b>	<b>\$1,112</b>		<b>\$78</b>

**Table 5**  
**2011 Lobbying Expenditures Paid With Association Dues**  
**Listed by Entity**

<b>Name of Entity (County)</b> <b>Association Name</b>	<b>Total Local Government Dues</b>	<b>Proportion of Dues Used for Lobbying</b>	<b>Total Dues Used for Lobbying</b>
<b>Waterbury Township (Redwood)</b>			
Minnesota Association of Townships	310	7.0%	22
<b>Total for Entity</b>	<b>\$310</b>		<b>\$22</b>
<b>Waterford Township (Dakota)</b>			
Minnesota Association of Townships	457	7.0%	32
<b>Total for Entity</b>	<b>\$457</b>		<b>\$32</b>
<b>Watertown Township (Carver)</b>			
Minnesota Association of Townships	711	7.0%	50
<b>Total for Entity</b>	<b>\$711</b>		<b>\$50</b>
<b>Waterville Township (Le Sueur)</b>			
Minnesota Association of Townships	511	7.0%	36
<b>Total for Entity</b>	<b>\$511</b>		<b>\$36</b>
<b>Watowan County</b>			
Association of Minnesota Counties	6,160	22.6%	1,392
<b>Total for Entity</b>	<b>\$6,160</b>		<b>\$1,392</b>
<b>Watowan Soil and Water Conservation District</b>			
Minnesota Association of Soil & Water Conservation Districts	1,895	27.6%	523
<b>Total for Entity</b>	<b>\$1,895</b>		<b>\$523</b>
<b>Watopa Township (Wabasha)</b>			
Minnesota Association of Townships	398	7.0%	28
<b>Total for Entity</b>	<b>\$398</b>		<b>\$28</b>
<b>Waukenabo Township (Aitkin)</b>			
Minnesota Association of Townships	420	7.0%	29
<b>Total for Entity</b>	<b>\$420</b>		<b>\$29</b>
<b>Waukon Township (Norman)</b>			
Minnesota Association of Townships	299	7.0%	21
<b>Total for Entity</b>	<b>\$299</b>		<b>\$21</b>
<b>Waverly Township (Martin)</b>			
Minnesota Association of Townships	320	7.0%	22
<b>Total for Entity</b>	<b>\$320</b>		<b>\$22</b>

**Table 5**  
**2011 Lobbying Expenditures Paid With Association Dues**  
**Listed by Entity**

<b>Name of Entity (County)</b> <b>Association Name</b>	<b>Total Local Government Dues</b>	<b>Proportion of Dues Used for Lobbying</b>	<b>Total Dues Used for Lobbying</b>
<b>Wawina Township (Itasca)</b>			
Minnesota Association of Townships	294	7.0%	21
<b>Total for Entity</b>	<b>\$294</b>		<b>\$21</b>
<b>Wealthwood Township (Aitkin)</b>			
Minnesota Association of Townships	403	7.0%	28
<b>Total for Entity</b>	<b>\$403</b>		<b>\$28</b>
<b>Webster Township (Rice)</b>			
Minnesota Association of Townships	822	7.0%	58
<b>Total for Entity</b>	<b>\$822</b>		<b>\$58</b>
<b>Weimer Township (Jackson)</b>			
Minnesota Association of Townships	305	7.0%	21
<b>Total for Entity</b>	<b>\$305</b>		<b>\$21</b>
<b>Welch Township (Goodhue)</b>			
Minnesota Association of Townships	498	7.0%	35
<b>Total for Entity</b>	<b>\$498</b>		<b>\$35</b>
<b>Wellington Township (Renville)</b>			
Minnesota Association of Townships	318	7.0%	22
<b>Total for Entity</b>	<b>\$318</b>		<b>\$22</b>
<b>Wells Township (Rice)</b>			
Minnesota Association of Townships	781	7.0%	55
<b>Total for Entity</b>	<b>\$781</b>		<b>\$55</b>
<b>Wergeland Township (Yellow Medicine)</b>			
Minnesota Association of Townships	305	7.0%	21
<b>Total for Entity</b>	<b>\$305</b>		<b>\$21</b>
<b>West Albany Township (Wabasha)</b>			
Minnesota Association of Townships	434	7.0%	30
<b>Total for Entity</b>	<b>\$434</b>		<b>\$30</b>
<b>West Bank Township (Swift)</b>			
Minnesota Association of Townships	307	7.0%	21
<b>Total for Entity</b>	<b>\$307</b>		<b>\$21</b>



**Table 5**  
**2011 Lobbying Expenditures Paid With Association Dues**  
**Listed by Entity**

<b>Name of Entity (County)</b> <b>Association Name</b>	<b>Total Local Government Dues</b>	<b>Proportion of Dues Used for Lobbying</b>	<b>Total Dues Used for Lobbying</b>
<b>West Heron Lake Township (Jackson)</b>			
Minnesota Association of Townships	315	7.0%	22
<b>Total for Entity</b>	<b>\$315</b>		<b>\$22</b>
<b>West Lakeland Township (Washington)</b>			
Minnesota Association of Townships	1,281	7.0%	90
<b>Total for Entity</b>	<b>\$1,281</b>		<b>\$90</b>
<b>West Metro Education Program 6069</b>			
Association of Metropolitan School Districts, Inc.	6,567	71.0%	4,663
<b>Total for Entity</b>	<b>\$6,567</b>		<b>\$4,663</b>
<b>West Newton Township (Nicollet)</b>			
Minnesota Association of Townships	450	7.0%	32
<b>Total for Entity</b>	<b>\$450</b>		<b>\$32</b>
<b>West Otter Tail Soil and Water Conservation District</b>			
Minnesota Association of Soil & Water Conservation Districts	2,795	27.6%	771
<b>Total for Entity</b>	<b>\$2,795</b>		<b>\$771</b>
<b>West Polk Soil and Water Conservation District</b>			
Minnesota Association of Soil & Water Conservation Districts	1,895	27.6%	523
<b>Total for Entity</b>	<b>\$1,895</b>		<b>\$523</b>
<b>West Union Township (Todd)</b>			
Minnesota Association of Townships	406	7.0%	28
<b>Total for Entity</b>	<b>\$406</b>		<b>\$28</b>
<b>West Valley Township (Marshall)</b>			
Minnesota Association of Townships	300	7.0%	21
<b>Total for Entity</b>	<b>\$300</b>		<b>\$21</b>
<b>Westbrook Township (Cottonwood)</b>			
Minnesota Association of Townships	398	7.0%	28
<b>Total for Entity</b>	<b>\$398</b>		<b>\$28</b>
<b>Westerheim Township (Lyon)</b>			
Minnesota Association of Townships	322	7.0%	23
<b>Total for Entity</b>	<b>\$322</b>		<b>\$23</b>

**Table 5**  
**2011 Lobbying Expenditures Paid With Association Dues**  
**Listed by Entity**

<b>Name of Entity (County)</b> <b>Association Name</b>	<b>Total Local Government Dues</b>	<b>Proportion of Dues Used for Lobbying</b>	<b>Total Dues Used for Lobbying</b>
<b>Western Lake Superior Sanitary District</b>			
League of Minnesota Cities	1,488	10.5%	156
<b>Total for Entity</b>	<b>\$1,488</b>		<b>\$156</b>
<b>Western Township (Otter Tail)</b>			
Minnesota Association of Townships	300	7.0%	21
<b>Total for Entity</b>	<b>\$300</b>		<b>\$21</b>
<b>Westfield Township (Dodge)</b>			
Minnesota Association of Townships	435	7.0%	30
<b>Total for Entity</b>	<b>\$435</b>		<b>\$30</b>
<b>Westford Township (Martin)</b>			
Minnesota Association of Townships	404	7.0%	28
<b>Total for Entity</b>	<b>\$404</b>		<b>\$28</b>
<b>Westline Township (Redwood)</b>			
Minnesota Association of Townships	312	7.0%	22
<b>Total for Entity</b>	<b>\$312</b>		<b>\$22</b>
<b>Westport Township (Pope)</b>			
Minnesota Association of Townships	404	7.0%	28
<b>Total for Entity</b>	<b>\$404</b>		<b>\$28</b>
<b>Westside Township (Nobles)</b>			
Minnesota Association of Townships	323	7.0%	23
<b>Total for Entity</b>	<b>\$323</b>		<b>\$23</b>
<b>Wheatland Township (Rice)</b>			
Minnesota Association of Townships	707	7.0%	49
<b>Total for Entity</b>	<b>\$707</b>		<b>\$49</b>
<b>Wheeling Township (Rice)</b>			
Minnesota Association of Townships	464	7.0%	32
<b>Total for Entity</b>	<b>\$464</b>		<b>\$32</b>
<b>White Bear Lake Conservation District</b>			
League of Minnesota Cities	1,488	10.5%	156
<b>Total for Entity</b>	<b>\$1,488</b>		<b>\$156</b>

**Table 5**  
**2011 Lobbying Expenditures Paid With Association Dues**  
**Listed by Entity**

<b>Name of Entity (County)</b> <b>Association Name</b>	<b>Total Local Government Dues</b>	<b>Proportion of Dues Used for Lobbying</b>	<b>Total Dues Used for Lobbying</b>
<b>White Bear Lake Township (Pope)</b>			
Minnesota Association of Townships	434	7.0%	30
<b>Total for Entity</b>	<b>\$434</b>		<b>\$30</b>
<b>White Bear Township (Ramsey)</b>			
League of Minnesota Cities	8,697	10.5%	913
Minnesota Association of Townships	2,991	7.0%	209
<b>Total for Entity</b>	<b>\$11,688</b>		<b>\$1,122</b>
<b>White Earth Township (Becker)</b>			
Minnesota Association of Townships	516	7.0%	36
<b>Total for Entity</b>	<b>\$516</b>		<b>\$36</b>
<b>White Oak Township (Hubbard)</b>			
Minnesota Association of Townships	417	7.0%	29
<b>Total for Entity</b>	<b>\$417</b>		<b>\$29</b>
<b>White Pine Township (Aitkin)</b>			
Minnesota Association of Townships	277	7.0%	19
<b>Total for Entity</b>	<b>\$277</b>		<b>\$19</b>
<b>White Township (Saint Louis)</b>			
League of Minnesota Cities	1,478	10.5%	155
Minnesota Association of Townships	736	7.0%	52
Range Association of Municipalities and Schools	400	57.3%	229
<b>Total for Entity</b>	<b>\$2,614</b>		<b>\$436</b>
<b>Whited Township (Kanabec)</b>			
Minnesota Association of Townships	533	7.0%	37
<b>Total for Entity</b>	<b>\$533</b>		<b>\$37</b>
<b>Whitefield Township (Kandiyohi)</b>			
Minnesota Association of Townships	458	7.0%	32
<b>Total for Entity</b>	<b>\$458</b>		<b>\$32</b>
<b>Whiteford Township (Marshall)</b>			
Minnesota Association of Townships	277	7.0%	19
<b>Total for Entity</b>	<b>\$277</b>		<b>\$19</b>

**Table 5**  
**2011 Lobbying Expenditures Paid With Association Dues**  
**Listed by Entity**

<b>Name of Entity (County)</b> <b>Association Name</b>	<b>Total Local Government Dues</b>	<b>Proportion of Dues Used for Lobbying</b>	<b>Total Dues Used for Lobbying</b>
<b>Whitewater Township (Winona)</b>			
Minnesota Association of Townships	315	7.0%	22
<b>Total for Entity</b>	<b>\$315</b>		<b>\$22</b>
<b>Wild Rice Township (Norman)</b>			
Minnesota Association of Townships	403	7.0%	28
<b>Total for Entity</b>	<b>\$403</b>		<b>\$28</b>
<b>Wild Rice Watershed District</b>			
Minnesota Association of Watershed Districts	2,000	27.4%	548
<b>Total for Entity</b>	<b>\$2,000</b>		<b>\$548</b>
<b>Wildwood Township (Itasca)</b>			
Minnesota Association of Townships	310	7.0%	22
<b>Total for Entity</b>	<b>\$310</b>		<b>\$22</b>
<b>Wilkin County</b>			
Association of Minnesota Counties	5,728	22.6%	1,295
<b>Total for Entity</b>	<b>\$5,728</b>		<b>\$1,295</b>
<b>Wilkin Soil and Water Conservation District</b>			
Minnesota Association of Soil & Water Conservation Districts	1,895	27.6%	523
<b>Total for Entity</b>	<b>\$1,895</b>		<b>\$523</b>
<b>Wilkinson Township (Cass)</b>			
Minnesota Association of Townships	324	7.0%	23
<b>Total for Entity</b>	<b>\$324</b>		<b>\$23</b>
<b>Williams Township (Aitkin)</b>			
Minnesota Association of Townships	302	7.0%	21
<b>Total for Entity</b>	<b>\$302</b>		<b>\$21</b>
<b>Willmar Township (Kandiyohi)</b>			
Minnesota Association of Townships	457	7.0%	32
<b>Total for Entity</b>	<b>\$457</b>		<b>\$32</b>
<b>Willow Lake Township (Redwood)</b>			
Minnesota Association of Townships	315	7.0%	22
<b>Total for Entity</b>	<b>\$315</b>		<b>\$22</b>

**Table 5**  
**2011 Lobbying Expenditures Paid With Association Dues**  
**Listed by Entity**

<b>Name of Entity (County)</b> <b>Association Name</b>	<b>Total Local Government Dues</b>	<b>Proportion of Dues Used for Lobbying</b>	<b>Total Dues Used for Lobbying</b>
<b>Willow Valley Township (Saint Louis)</b>			
Minnesota Association of Townships	297	7.0%	21
<b>Total for Entity</b>	<b>\$297</b>		<b>\$21</b>
<b>Wilma Township (Pine)</b>			
Minnesota Association of Townships	285	7.0%	20
<b>Total for Entity</b>	<b>\$285</b>		<b>\$20</b>
<b>Wilmington Township (Houston)</b>			
Minnesota Association of Townships	433	7.0%	30
<b>Total for Entity</b>	<b>\$433</b>		<b>\$30</b>
<b>Wilmont Township (Nobles)</b>			
Minnesota Association of Townships	317	7.0%	22
<b>Total for Entity</b>	<b>\$317</b>		<b>\$22</b>
<b>Wilson Township (Cass)</b>			
Minnesota Association of Townships	474	7.0%	33
<b>Total for Entity</b>	<b>\$474</b>		<b>\$33</b>
<b>Wilson Township (Winona)</b>			
Minnesota Association of Townships	647	7.0%	45
<b>Total for Entity</b>	<b>\$647</b>		<b>\$45</b>
<b>Wilton Township (Waseca)</b>			
Minnesota Association of Townships	425	7.0%	30
<b>Total for Entity</b>	<b>\$425</b>		<b>\$30</b>
<b>Winchester Township (Norman)</b>			
Minnesota Association of Townships	282	7.0%	20
<b>Total for Entity</b>	<b>\$282</b>		<b>\$20</b>
<b>Windemere Township (Pine)</b>			
Minnesota Association of Townships	731	7.0%	51
<b>Total for Entity</b>	<b>\$731</b>		<b>\$51</b>
<b>Windom Township (Mower)</b>			
Minnesota Association of Townships	471	7.0%	33
<b>Total for Entity</b>	<b>\$471</b>		<b>\$33</b>

**Table 5**  
**2011 Lobbying Expenditures Paid With Association Dues**  
**Listed by Entity**

<b>Name of Entity (County)</b> <b>Association Name</b>	<b>Total Local Government Dues</b>	<b>Proportion of Dues Used for Lobbying</b>	<b>Total Dues Used for Lobbying</b>
<b>Windsor Township (Traverse)</b>			
Minnesota Association of Townships	281	7.0%	20
<b>Total for Entity</b>	<b>\$281</b>		<b>\$20</b>
<b>Winfield Township (Renville)</b>			
Minnesota Association of Townships	322	7.0%	23
<b>Total for Entity</b>	<b>\$322</b>		<b>\$23</b>
<b>Wing River Township (Wadena)</b>			
Minnesota Association of Townships	432	7.0%	30
<b>Total for Entity</b>	<b>\$432</b>		<b>\$30</b>
<b>Winger Township (Polk)</b>			
Minnesota Association of Townships	306	7.0%	21
<b>Total for Entity</b>	<b>\$306</b>		<b>\$21</b>
<b>Winnebago Township (Faribault)</b>			
Minnesota Association of Townships	316	7.0%	22
<b>Total for Entity</b>	<b>\$316</b>		<b>\$22</b>
<b>Winnebago Township (Houston)</b>			
Minnesota Association of Townships	396	7.0%	28
<b>Total for Entity</b>	<b>\$396</b>		<b>\$28</b>
<b>Winona County</b>			
Association of Minnesota Counties	16,201	22.6%	3,661
Minnesota Inter-County Association	12,098	49.0%	5,928
<b>Total for Entity</b>	<b>\$28,299</b>		<b>\$9,589</b>
<b>Winona Port Authority</b>			
Minnesota Ports Association	4,000	100.0%	4,000
<b>Total for Entity</b>	<b>\$4,000</b>		<b>\$4,000</b>
<b>Winona Soil and Water Conservation District</b>			
Minnesota Association of Soil & Water Conservation Districts	2,795	27.6%	771
<b>Total for Entity</b>	<b>\$2,795</b>		<b>\$771</b>
<b>Winsor Township (Clearwater)</b>			
Minnesota Association of Townships	299	7.0%	21
<b>Total for Entity</b>	<b>\$299</b>		<b>\$21</b>

**Table 5**  
**2011 Lobbying Expenditures Paid With Association Dues**  
**Listed by Entity**

<b>Name of Entity (County)</b> <b>Association Name</b>	<b>Total Local Government Dues</b>	<b>Proportion of Dues Used for Lobbying</b>	<b>Total Dues Used for Lobbying</b>
<b>Winsted Township (McLeod)</b>			
Minnesota Association of Townships	643	7.0%	45
<b>Total for Entity</b>	<b>\$643</b>		<b>\$45</b>
<b>Wirt Township (Itasca)</b>			
Minnesota Association of Townships	293	7.0%	21
<b>Total for Entity</b>	<b>\$293</b>		<b>\$21</b>
<b>Wisconsin Township (Jackson)</b>			
Minnesota Association of Townships	322	7.0%	23
<b>Total for Entity</b>	<b>\$322</b>		<b>\$23</b>
<b>Wiscoy Township (Winona)</b>			
Minnesota Association of Townships	404	7.0%	28
<b>Total for Entity</b>	<b>\$404</b>		<b>\$28</b>
<b>Wolf Lake Township (Becker)</b>			
Minnesota Association of Townships	397	7.0%	28
<b>Total for Entity</b>	<b>\$397</b>		<b>\$28</b>
<b>Wolford Township (Crow Wing)</b>			
Minnesota Association of Townships	422	7.0%	30
<b>Total for Entity</b>	<b>\$422</b>		<b>\$30</b>
<b>Wolverton Township (Wilkin)</b>			
Minnesota Association of Townships	294	7.0%	21
<b>Total for Entity</b>	<b>\$294</b>		<b>\$21</b>
<b>Wood Lake Township (Yellow Medicine)</b>			
Minnesota Association of Townships	311	7.0%	22
<b>Total for Entity</b>	<b>\$311</b>		<b>\$22</b>
<b>Woodland Township (Wright)</b>			
Minnesota Association of Townships	662	7.0%	46
<b>Total for Entity</b>	<b>\$662</b>		<b>\$46</b>
<b>Woodrow Township (Beltrami)</b>			
Minnesota Association of Townships	286	7.0%	20
<b>Total for Entity</b>	<b>\$286</b>		<b>\$20</b>

**Table 5**  
**2011 Lobbying Expenditures Paid With Association Dues**  
**Listed by Entity**

<b>Name of Entity (County)</b> <b>Association Name</b>	<b>Total Local Government Dues</b>	<b>Proportion of Dues Used for Lobbying</b>	<b>Total Dues Used for Lobbying</b>
<b>Woodrow Township (Cass)</b>			
Minnesota Association of Townships	492	7.0%	34
<b>Total for Entity</b>	<b>\$492</b>		<b>\$34</b>
<b>Woods Township (Chippewa)</b>			
Minnesota Association of Townships	318	7.0%	22
<b>Total for Entity</b>	<b>\$318</b>		<b>\$22</b>
<b>Woodside Township (Otter Tail)</b>			
Minnesota Association of Townships	410	7.0%	29
<b>Total for Entity</b>	<b>\$410</b>		<b>\$29</b>
<b>Woodside Township (Polk)</b>			
Minnesota Association of Townships	459	7.0%	32
<b>Total for Entity</b>	<b>\$459</b>		<b>\$32</b>
<b>Woodville Township (Waseca)</b>			
Minnesota Association of Townships	699	7.0%	49
<b>Total for Entity</b>	<b>\$699</b>		<b>\$49</b>
<b>Workman Township (Aitkin)</b>			
Minnesota Association of Townships	313	7.0%	22
<b>Total for Entity</b>	<b>\$313</b>		<b>\$22</b>
<b>Worthington Township (Nobles)</b>			
Minnesota Association of Townships	404	7.0%	28
<b>Total for Entity</b>	<b>\$404</b>		<b>\$28</b>
<b>Wrenshall Township (Carlton)</b>			
Minnesota Association of Townships	418	7.0%	29
<b>Total for Entity</b>	<b>\$418</b>		<b>\$29</b>
<b>Wright County</b>			
Association of Minnesota Counties	25,523	22.6%	5,768
<b>Total for Entity</b>	<b>\$25,523</b>		<b>\$5,768</b>
<b>Wright Soil and Water Conservation District</b>			
Minnesota Association of Soil & Water Conservation Districts	2,795	27.6%	771
<b>Total for Entity</b>	<b>\$2,795</b>		<b>\$771</b>



**Table 5**  
**2011 Lobbying Expenditures Paid With Association Dues**  
**Listed by Entity**

<b>Name of Entity (County)</b> <b>Association Name</b>	<b>Total Local Government Dues</b>	<b>Proportion of Dues Used for Lobbying</b>	<b>Total Dues Used for Lobbying</b>
<b>Wright Township (Marshall)</b>			
Minnesota Association of Townships	294	7.0%	21
<b>Total for Entity</b>	<b>\$294</b>		<b>\$21</b>
<b>Wuori Township (Saint Louis)</b>			
Minnesota Association of Townships	449	7.0%	31
<b>Total for Entity</b>	<b>\$449</b>		<b>\$31</b>
<b>Wyandotte Township (Pennington)</b>			
Minnesota Association of Townships	291	7.0%	20
<b>Total for Entity</b>	<b>\$291</b>		<b>\$20</b>
<b>Wyanett Township (Isanti)</b>			
Minnesota Association of Townships	829	7.0%	58
<b>Total for Entity</b>	<b>\$829</b>		<b>\$58</b>
<b>Wykeham Township (Todd)</b>			
Minnesota Association of Townships	431	7.0%	30
<b>Total for Entity</b>	<b>\$431</b>		<b>\$30</b>
<b>Wylie Township (Red Lake)</b>			
Minnesota Association of Townships	286	7.0%	20
<b>Total for Entity</b>	<b>\$286</b>		<b>\$20</b>
<b>Yellow Bank Township (Lac qui Parle)</b>			
Minnesota Association of Townships	301	7.0%	21
<b>Total for Entity</b>	<b>\$301</b>		<b>\$21</b>
<b>Yellow Medicine County</b>			
Association of Minnesota Counties	6,215	22.6%	1,405
<b>Total for Entity</b>	<b>\$6,215</b>		<b>\$1,405</b>
<b>Yellow Medicine River Watershed District</b>			
League of Minnesota Cities	1,488	10.5%	156
Minnesota Association of Watershed Districts	2,208	27.4%	605
<b>Total for Entity</b>	<b>\$3,696</b>		<b>\$761</b>
<b>Yellow Medicine Soil and Water Conservation District</b>			
Minnesota Association of Soil & Water Conservation Districts	1,895	27.6%	523
<b>Total for Entity</b>	<b>\$1,895</b>		<b>\$523</b>

**Table 5**  
**2011 Lobbying Expenditures Paid With Association Dues**  
**Listed by Entity**

<b>Name of Entity (County)</b> <b>Association Name</b>	<b>Total Local Government Dues</b>	<b>Proportion of Dues Used for Lobbying</b>	<b>Total Dues Used for Lobbying</b>
<b>York Township (Fillmore)</b>			
Minnesota Association of Townships	425	7.0%	30
<b>Total for Entity</b>	<b>\$425</b>		<b>\$30</b>
<b>Young America Township (Carver)</b>			
Minnesota Association of Townships	524	7.0%	37
<b>Total for Entity</b>	<b>\$524</b>		<b>\$37</b>
<b>Yucatan Township (Houston)</b>			
Minnesota Association of Townships	415	7.0%	29
<b>Total for Entity</b>	<b>\$415</b>		<b>\$29</b>
<b>Zion Township (Stearns)</b>			
Minnesota Association of Townships	422	7.0%	30
<b>Total for Entity</b>	<b>\$422</b>		<b>\$30</b>
<b>Zumbro Township (Wabasha)</b>			
Minnesota Association of Townships	489	7.0%	34
<b>Total for Entity</b>	<b>\$489</b>		<b>\$34</b>
<b>Zumbrota Township (Goodhue)</b>			
Minnesota Association of Townships	466	7.0%	33
<b>Total for Entity</b>	<b>\$466</b>		<b>\$33</b>
<b>Total for All Entities*</b>	<b>\$10,305,732</b>		<b>\$3,922,827</b>

**Table 6**  
**2011 Lobbying Expenditures by Associations of Local Governments**

<u>Association</u>	<u>Total Local Government Dues</u>	<u>Percent of Dues Used for Lobbying</u>	<u>Total Government Dues Used for Lobbying</u>	<u>Total Lobbying Expenditures</u>
Arrowhead Counties Association	\$ 17,200	64.0%	\$ 11,008	\$ 22,000
Association of Metropolitan Municipalities	484,043	50.0%	242,022	242,022
Association of Metropolitan School Districts, Inc.	393,073	71.0%	279,082	280,981
Association of Minnesota Counties	1,162,367	22.6%	262,695	262,696
Coalition of Greater Minnesota Cities	996,433	82.5%	822,057	822,239
Coalition of Utility Cities	96,176	67.5%	64,919	64,927
Consortium for Legislation for Lake Superior Schools	21,000	100.0%	21,000	21,000
Highway 14 Partnership	31,280	63.6%	19,894	19,911
League of Minnesota Cities	2,613,464	10.5%	274,414	608,965
Minnesota Association of Small Cities	113,230	75.1%	85,036	85,036
Minnesota Association of Soil & Water Conservation Districts	205,933	27.6%	56,838	57,000
Minnesota Association of Townships	771,789	7.0%	54,025	54,023
Minnesota Association of Watershed Districts	100,256	27.4%	27,470	27,502
Minnesota Environmental Science & Economic Review Board	133,751	25.5%	34,107	34,220
Minnesota Inter-County Association	467,870	49.0%	229,256	229,256
Minnesota Ports Association	30,000	100.0%	30,000	30,000
Minnesota Rural Counties Caucus	52,500	50.0%	26,250	26,250
Minnesota Rural Education Association	241,477	40.0%	96,591	98,783
Minnesota School Board Association	1,506,093	40.3%	606,955	606,961
Municipal Legislative Commission	136,490	92.7%	126,526	126,526
North Metro Crossing Coalition	58,300	100.0%	58,300	80,000
North Metro I35W Corridor Coalition	47,700	93.5%	44,600	44,600
North Metro Mayors Association	256,077	55.0%	140,842	141,687
Range Association of Municipalities and Schools	39,100	57.3%	22,404	31,500
Schools for Equity in Education	249,941	84.1%	210,200	210,661
Suburban Transit Association	80,189	95.2%	76,340	78,106
<b>Total for Associations</b>	<b><u>\$ 10,305,732</u></b>	<b>38.1%</b>	<b><u>\$ 3,922,830</u></b> *	<b><u>\$ 4,306,852</u></b>

\*Due to rounding, this total is slightly different from the total on Table 5.

This page left blank intentionally

## **Appendix A**

# **2011 Local Government Lobbying Expenditures Reporting Form**

This page left blank intentionally



## **Instructions**

### **Lobbying Expenditure Reporting Form for Local Governments**

#### **Type of Entity**

Select type of entity from drop down list.

#### **Name of Entity**

Select name of entity from drop down list.

#### **Primary Contact**

- 1) Include the name, phone number, fax (if applicable), and email address of the senior elected or appointed official for the entity.
- 2) Provide the address for the entity.

#### **Person Completing the Form**

- 1) Provide the name of the person completing the form and contact information for the person at the work location at which they conduct local government business.

#### **Contract Lobbyists**

If you paid for services of a lobbyist as defined in Minnesota Statutes § 10A.01, subdivision 21, identify the firm or individual retained for these services by your local government, and indicate the total amount paid to that firm or individual for the purpose of attempting to influence legislative or administrative action, including the amount paid for expenses.

**“Not Used”** - Contract lobbyist names are pre-populated from last years reporting. If you did not use the lobbyist/firm for this reporting period, please check the box(es).

*NOTE: Expenditures for contract lobbyists do NOT include dues to local government associations. These associations report membership and lobbying expenditures directly to the Office of the State Auditor. Examples of these associations include the League of Minnesota Cities and the Minnesota School Boards Association.*



## **Employees**

- 1) **Names** - Identify all employees of the local government who spend at least 25 percent of their time during the legislative session on legislative matters but who are not registered as lobbyists.
- 2) **Salary and benefits** - For each employee listed, provide the annual salary, cost of benefits (health, dental, employer-paid life insurance and retirement benefits - including employer-paid FICA) and expense reimbursements.
- 3) **Time spent** - Estimate the percent of the employee's time that was spent lobbying the state legislature and/or state administrative agencies for the calendar year. When estimating the percent of time spent on lobbying, include time related to lobbying. For example, include time spent preparing for the legislative session, addressing legislative-related issues with local officials, legislators, state agency staff, other local government representatives, citizens, and other interested organizations. Include time spent monitoring legislative hearings. Include the time spent working with state agencies on the development and implementation of administrative rules for programs and policies that affect local governments.
- 4) **Expenses** - Estimate employee expense reimbursements that are related to lobbying. Expenses related to lobbying include reimbursements to the employee for items such as travel, food, and the cost of materials.
- 5) **Total Costs of Employee Lobbying Efforts** - Add the salary and benefits for the employee (A+B), multiply that amount by the percentage of time spent on lobbying (C), then add the expenses related to lobbying (D). The total amount, in dollars is reported in (E).

## **All Other Expenditures Related to Lobbying**

List expenditures associated with the calendar year lobbying effort exclusive of the salary and benefits of employees who lobby. Examples of items to include are: the actual costs of publication and distribution of lobbying materials; other printing; media (including the cost of production), postage, travel fees, including allowances such as entertainment, telephone, and other expenses. (Minnesota Statutes § 10A.04 subd. 4.) All expenditures for advertising, mailing, research, analysis, compilation and dissemination of information, and public relations campaigns related to legislative action, administrative action, or the official action of metropolitan governmental units in this State should be included. Costs of production of material that directly support lobbying, and general administrative and overhead expenditures should also be. (Minnesota Rule 4511.0600, subp. 5)

The prorated amount of salary and benefits of those employees who assist in research, administration, communication, and support for lobbying should also be included.

This page left blank intentionally

## **Appendix B**

### **2011 Lobbying Cost Reporting Form for Associations of Local Governments**

This page left blank intentionally





## Instructions

# Lobbying Expenditure Reporting Form for Local Governments Associations

### General Information

- 1) The name of your association should be pre-populated.
- 2) Choose from the dropdown menu the choice that best describe your Association's organizational structure.
- 3) Provide the full name of the chief executive officer of the Association and contact information.
- 4) Provide the name of the person completing the form and their contact information at the Association.
- 5) Provide the address of the Association.

### Lobbying Expenditures

*When entering numbers, where applicable, please round the amounts to the nearest dollar.*

- 1) Enter the percentage of members' dues spent on lobbying. The percentage entered will carry forward to page 2 of the form.
- 2) "**Total dues paid by all Association members**" will automatically be calculated. The total will be the sum of the individual membership dues listed on page 2 of the reporting form.
- 3) "**Total amount of Association dues spent on lobbying**" will automatically be calculated. The total will be the percentage of dues used for lobbying purposes times by the total of dues paid.
- 4.) Enter "**Revenues other than dues used for lobbying**" which is the amount of revenue provided by sources other than dues that is used for lobbying purposes.
- 5.) Enter the "**Total amount the Association spent on lobbying**" which should equal sum of the total for Contract Lobbyists, Employees, and All Other expenditures.
- 6.) "**Not Used**" – Contract lobbyist names are pre-populated from last years reporting. If you did not use the lobbyist/firm for this reporting period, please check the box(es).

### Contract Lobbyists

If you paid for a lobbyist as defined in Minnesota Statutes § 10A.01, subdivision 21, identify the firm or individual retained for these services by your local government, and indicate the total amount paid to that firm or individual for the purpose of attempting to influence legislative or administrative action.

1) **“Amount Billed for Lobbying for the Calendar Year”** should include:

a) The actual costs of publication and distribution of each publication in lobbying, other printing, media (including the cost of production), postage, travel fees, including allowances, entertainment, telephone and telegraph, and other expenses." (Minnesota Statutes § 10A.04 subd. 4.)

b) All expenditures for advertising, mailing, research, analysis, compilation and dissemination of information, monitoring legislative hearings, and public relations campaigns related to legislative action, administrative action, or the official action of metropolitan governmental units in this state. Also, all salaries and administrative expenses attributable to activities of the principal relating to efforts to influence state and local policy. (Minnesota Statutes § 10A.04, subd. 4)

c) Costs of production of material that directly support lobbying, and general administrative and overhead are included as costs. (Minnesota Rule 4511.0600, subp. 5)

### **Employee Lobbyists**

1) **Total amount of employee compensation used for lobbying:** To calculate the total amount of employee compensation allocated for lobbying purposes, please use the following method:

For each employee involved in lobbying, estimate the percentage of their time allocated to this activity and multiply it times the total annual compensation of the employee (health, dental, employer-paid life insurance and retirement benefits – including employer-paid FICA).

For example if the total compensation of the employee is \$100,000, and 25 percent of their time is spent on lobbying, \$25,000 would be the amount spent on lobbying for that employee. Perform this calculation for all employees involved in the lobbying effort, and then add the amounts together for the total.

2) **All Other Costs Associated with Lobbying:** Include all costs associated with lobbying not accounted for in the other categories, including costs associated with other employees of the association such as the prorated amount of salary and benefits of those employees who assist in research, administration, communication, and support for lobbying. Do not include the salary and benefits of those previously listed as employee or contract lobbyists.

### **Association Member Page**

The form is pre-populated with known members of the association. Additional members can be added at the bottom of the list. (Note: If a past member is listed, please check the "Drop" box next to the name of the member.)

Include the amount, in dollars, of total dues paid by the individual member.

The proportion of dues used for lobbying purposes is pre-populated based on the amount listed on the first page of the form.

The information for this report is collected in accordance with Minnesota Statutes § 6.76. The form is due by February 10, 2012.