

RESOLUTION NO. 2018-44

Councilmember Peterson introduced the following resolution and moved for its adoption:

WHEREAS, Benefits to the City of Sartell for participation in the Minnesota Council on Local Results and Innovation's comprehensive performance measurement program are outlined in MS 6.91 and include eligibility for a reimbursement as set by State statute; and

WHEREAS, Any city/county participating in the comprehensive performance measurement program is also exempt from levy limits for taxes, if levy limits are in effect; and


WHEREAS, The City Council of Sartell has adopted and implemented at least 10 of the performance measures, as developed by the Council on Local Results and Innovation, and a system to use this information to help plan, budget, manage and evaluate programs and processes for optimal future outcomes; and

NOW THEREFORE LET IT BE RESOLVED THAT, The City Council of Sartell will continue to report the results of the performance measures to its citizenry by the end of the year through posting on the city's website, and/or through a public hearing at which the budget and levy will be discussed and public input allowed.

BE IT FURTHER RESOLVED, The City Council of Sartell will submit to the Office of the State Auditor the actual results of the performance measures adopted by the city/county.

The foregoing resolution was duly seconded by Councilmember Chisum, upon a vote being taken thereon, the following members voted in favor thereof: Peterson, Chisum, Fitzthum and Lynch, the following members voted against: none; the following members abstained: none; the following members were absent: Nicoll.

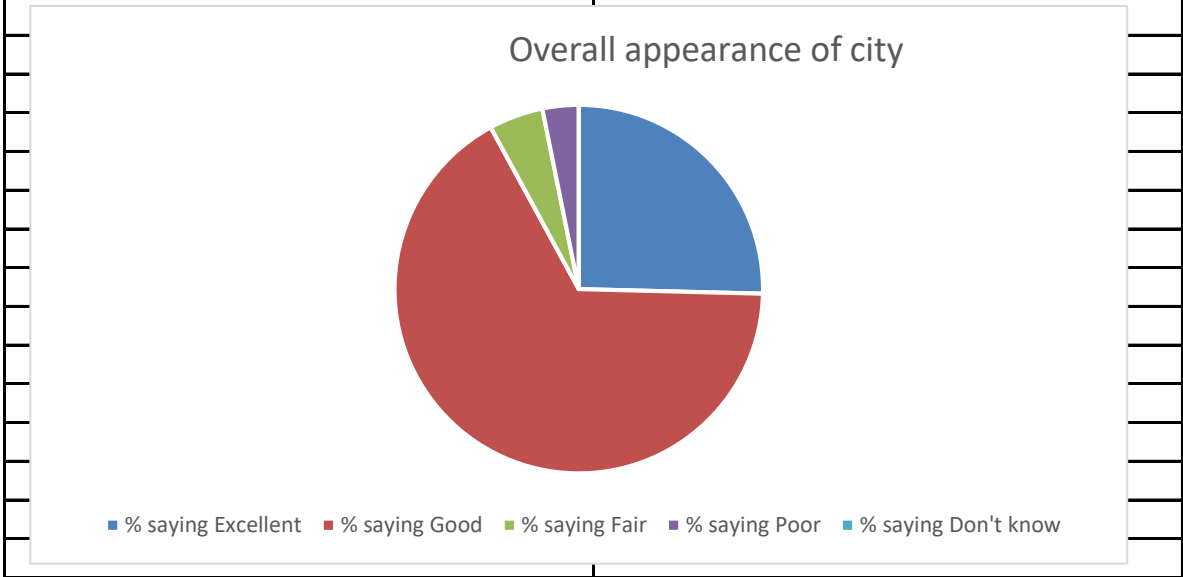
WHEREUPON, said resolution was declared duly passed and adopted this 11th day of June, 2018.


Acting MAYOR

Mary Dejordanni
CITY ADMINISTRATOR

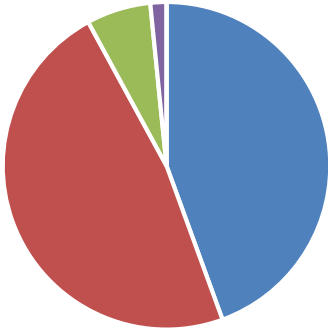
SEAL

	How would you rate the overall appearance of the city?
% saying Excellent	25%
% saying Good	67%
% saying Fair	5%
% saying Poor	3%
% saying Don't know	0%



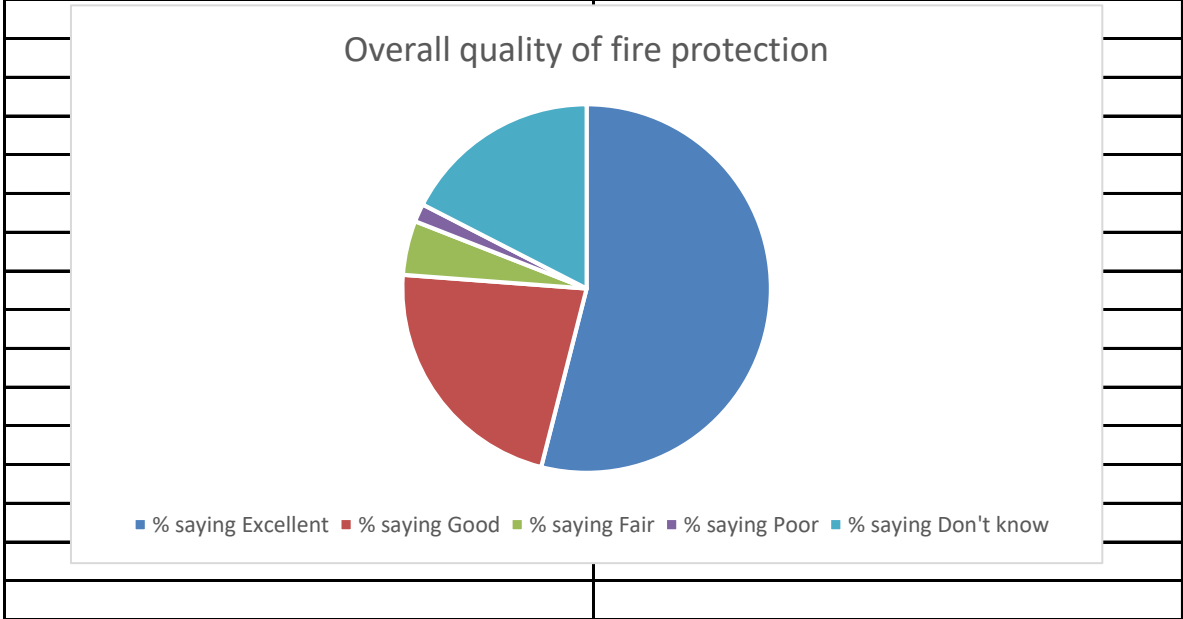
Comments:	How would you describe your overall feeling of safety in the city?
% saying Very Safe	44%
% saying Somewhat Safe	48%
% saying Somewhat unsafe	6%
% saying Very Unsafe	2%
% saying Don't know	0%

Overall feeling of safety

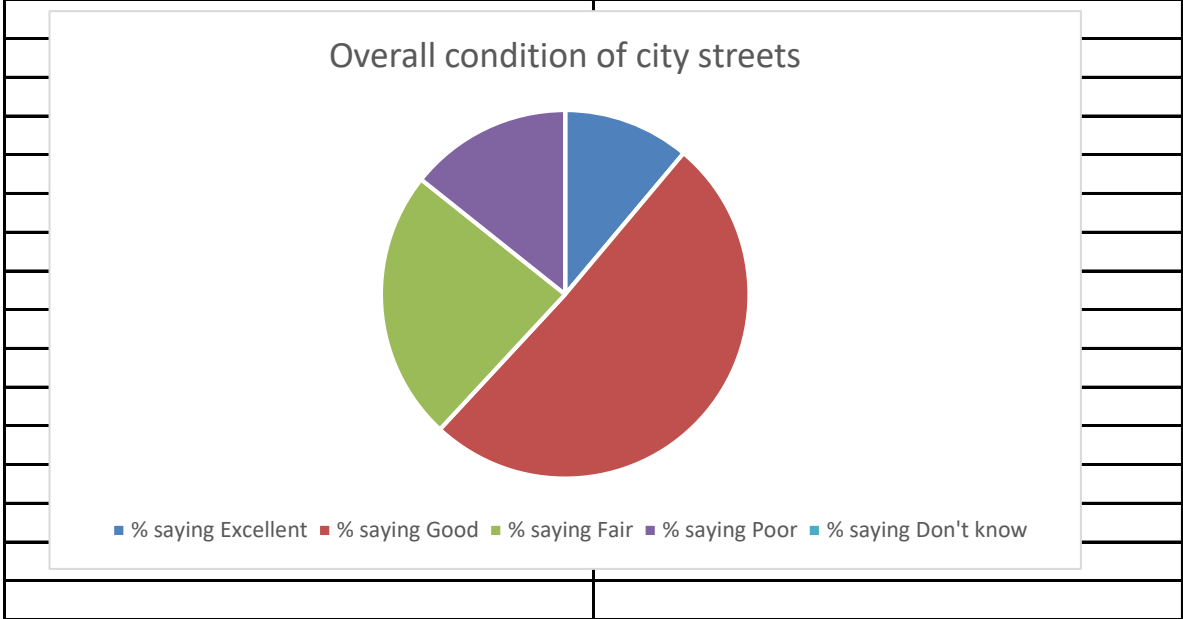


- % saying Very Safe
- % saying Somewhat Safe
- % saying Somewhat unsafe
- % saying Very Unsafe
- % saying Don't know

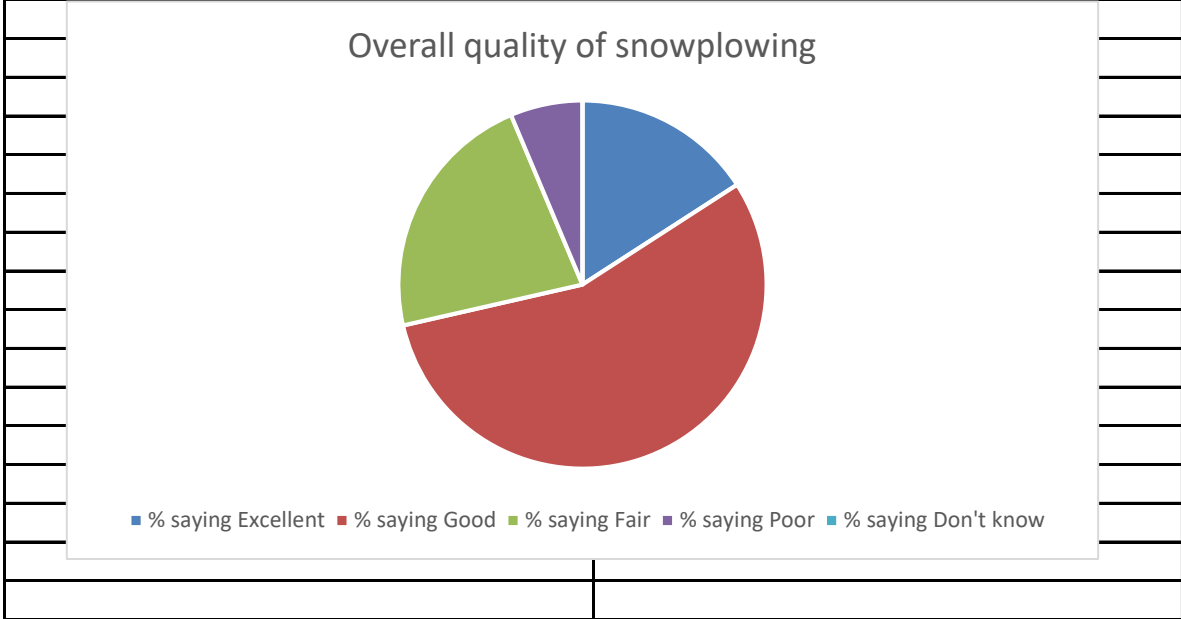
Comments:	How would you rate the overall quality of fire protection services in the city?
% saying Excellent	54%
% saying Good	22%
% saying Fair	5%
% saying Poor	2%
% saying Don't know	17%



Comments:	How would you rate the overall condition of city streets?
% saying Excellent	11%
% saying Good	51%
% saying Fair	24%
% saying Poor	14%
% saying Don't know	0%

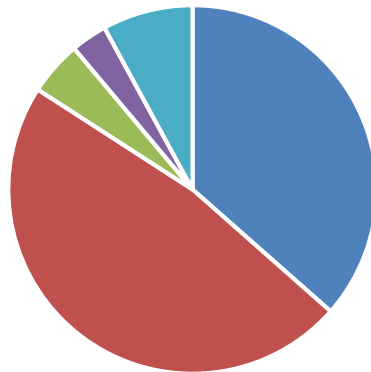


Comments:	How would you rate the overall quality of snowplowing on city streets?
% saying Excellent	16%
% saying Good	56%
% saying Fair	22%
% saying Poor	6%
% saying Don't know	0%



Comments:	How would you rate the dependability and overall quality of city sanitary sewer service?
% saying Excellent	37%
% saying Good	48%
% saying Fair	5%
% saying Poor	3%
% saying Don't know	8%

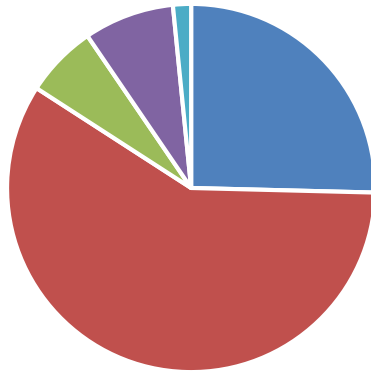
Dependability and quality of city sewer



■ % saying Excellent ■ % saying Good ■ % saying Fair ■ % saying Poor ■ % saying Don't know

Comments:	How would you rate the dependability and overall quality of the city water supply?
% saying Excellent	25%
% saying Good	59%
% saying Fair	6%
% saying Poor	8%
% saying Don't know	2%

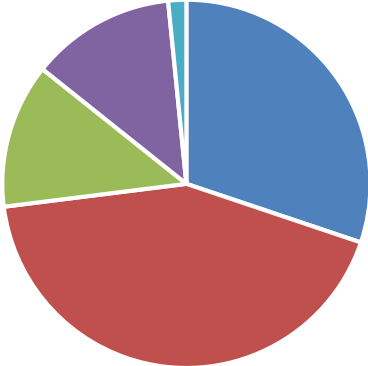
Dependability and quality of city water



■ % saying Excellent ■ % saying Good ■ % saying Fair ■ % saying Poor ■ % saying Don't know

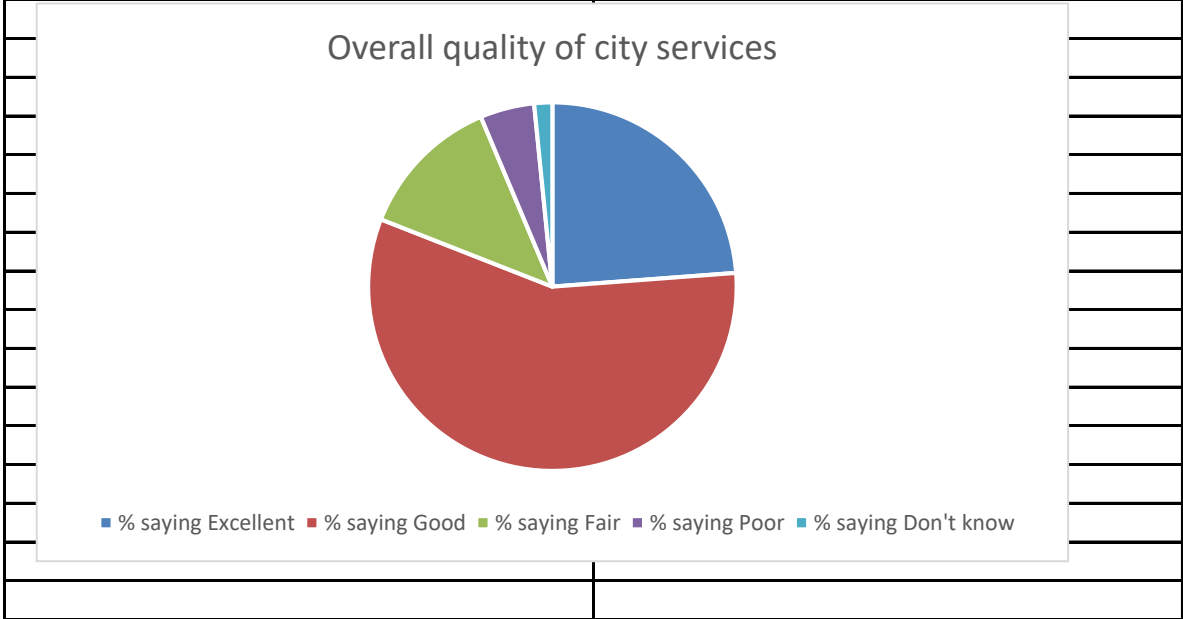
Comments:	How would you rate the overall quality of city recreational programs and facilities (e.g. parks, trails, park facilities, etc.)?
% saying Excellent	30%
% saying Good	43%
% saying Fair	13%
% saying Poor	13%
% saying Don't know	2%

Overall quality of city rec programs and facilities



■ % saying Excellent ■ % saying Good ■ % saying Fair ■ % saying Poor ■ % saying Don't know

Comments:	How would you rate the overall quality of services provided by the city?
% saying Excellent	24%
% saying Good	57%
% saying Fair	13%
% saying Poor	5%
% saying Don't know	2%



City of Sartell - 2017 Report - Supplemental

City ISO Rating – 04/4Y

Taxable Market Value Increased From Pay 2017 to Pay 2018 by 5.59%