

**RESOLUTION NO. 2022-06-065**

**RESOLUTION OF THE CITY OF ST. CLOUD, MINNESOTA  
APPROVING PARTICIPATION IN THE PERFORMANCE  
MEASUREMENT PROGRAM ESTABLISHED BY THE COUNCIL ON  
LOCAL RESULTS AND INNOVATION**

**WHEREAS**, the Council on Local Results and Innovation established by the Minnesota Legislature has implemented a voluntary performance measurement and reporting program; and

**WHEREAS**, benefits to the City of St. Cloud for participation include a reimbursement of \$0.14 per capita annually and exemption from levy limits for taxes, if levy limits are in effect; and

**WHEREAS**, the Council on Local Innovations and Results has established a standard set of measurements for cities to adopt and report; and

**WHEREAS**, the City has adopted and implemented at least 10 of the measures in order to satisfy the program's requirements.

**NOW, THEREFORE, BE IT RESOLVED**, by the St. Cloud City Council;

The City of St. Cloud will report the results of the performance measures to its citizenry by the end of the year.


**BE IT FURTHER RESOLVED**, the City Council of St. Cloud will submit to the Office of the State Auditor the actual results of the performance measures adopted by the City.

**ADOPTED** by the St. Cloud City Council on the 6<sup>th</sup> day of June 2022.



Dave Kleis, Mayor

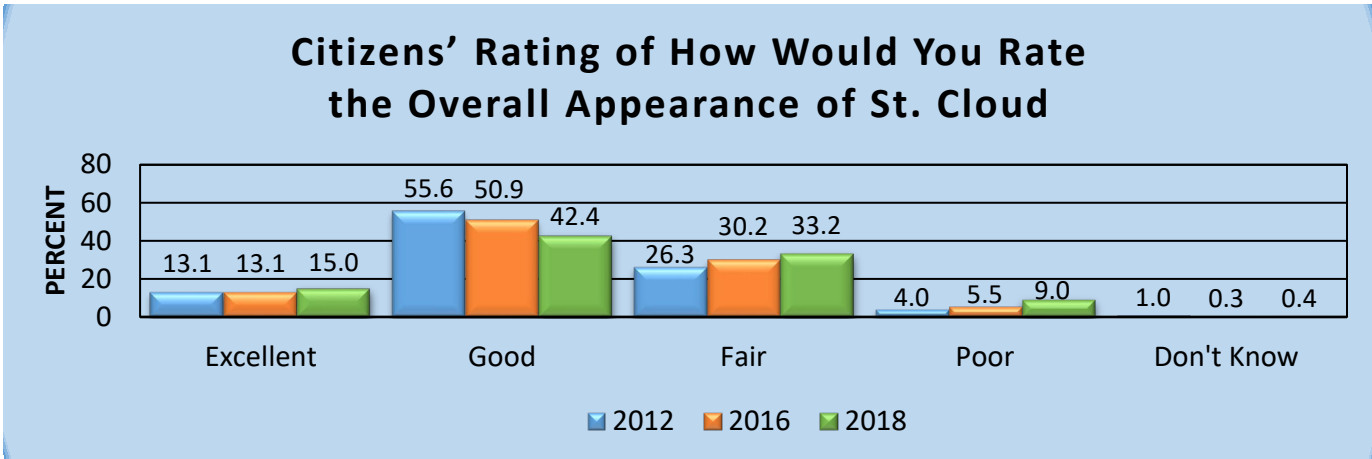
**ATTEST:**



Seth Kauffman, City Clerk

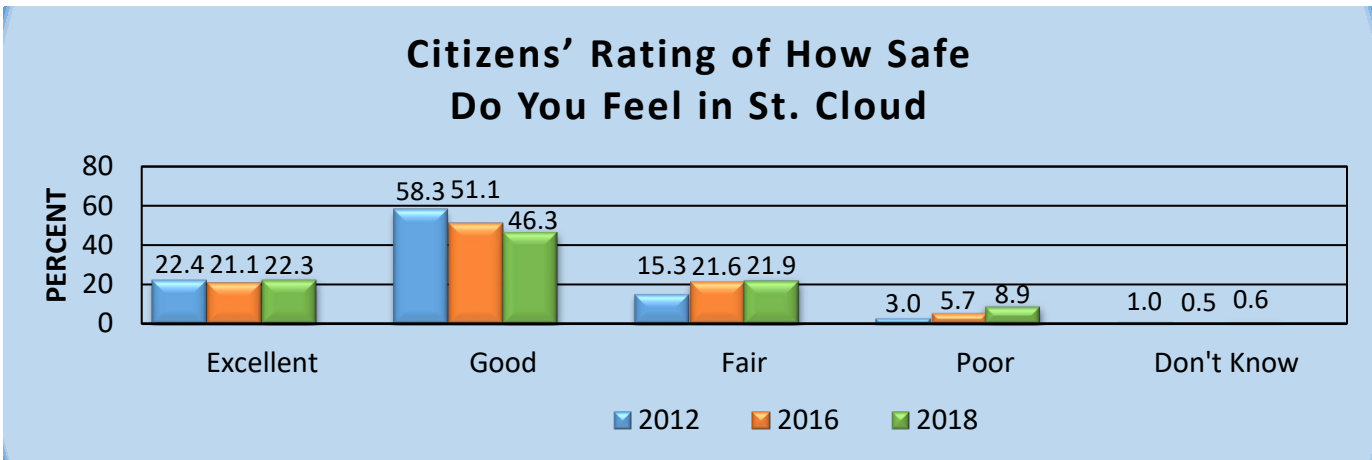
**GENERAL**

Measure	2018	2019	2020	2021*
Percent Change in the Taxable Property Market Value	3.54%	5.20%	4.20%	5.30%
Number of Library Visits per 1,000 Population	7,796	5,814	1,955	3,680
Bond Rating	AA+	AA+	AA+	AA+



**POLICE SERVICES**

Measures	2018	2019	2020	2021*
Part 1 Crime Rates	2,859	2,760	3,377	2,884
Part 2 Crime Rates	3,814	3,590	3,367	3,177
Part 1 Crime Clearance Rates	31.90%	30.14%	25.47%	28.80%
Part 2 Crime Clearance Rates	62.60%	64.99%	52.12%	69.10%



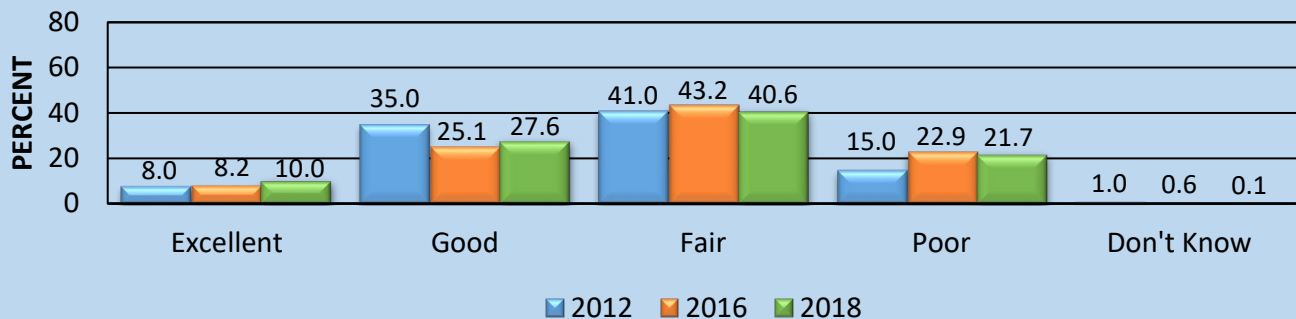
**FIRE AND EMS SERVICES**

Measures	2018	2019	2020	2021*
Insurance Industry Rating of Fire Services	3	3	3	3
Average Fire Response Time (Minutes)	5.11	5.08	5.15	5.02
Fire Calls per 1,000 Population	2.95	2.99	3.87	3.63
Number of Fires with Loss Resulting in Investigation	27	23	30	23
EMS Calls per 1,000 Population	67.77	71.14	71.11	81.72

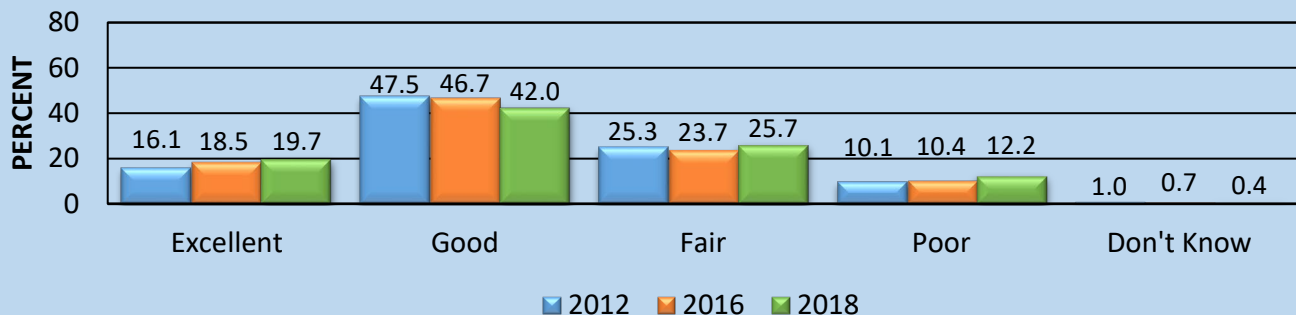
**STREETS**

Measures	2018	2019	2020	2021*
Average City Street Pavement Condition Rating (PCI)	68.74	70.00	67.00	68.00

**Citizens' Rating of How Would You Rate the Overall Physical Condition of Roads in St. Cloud**

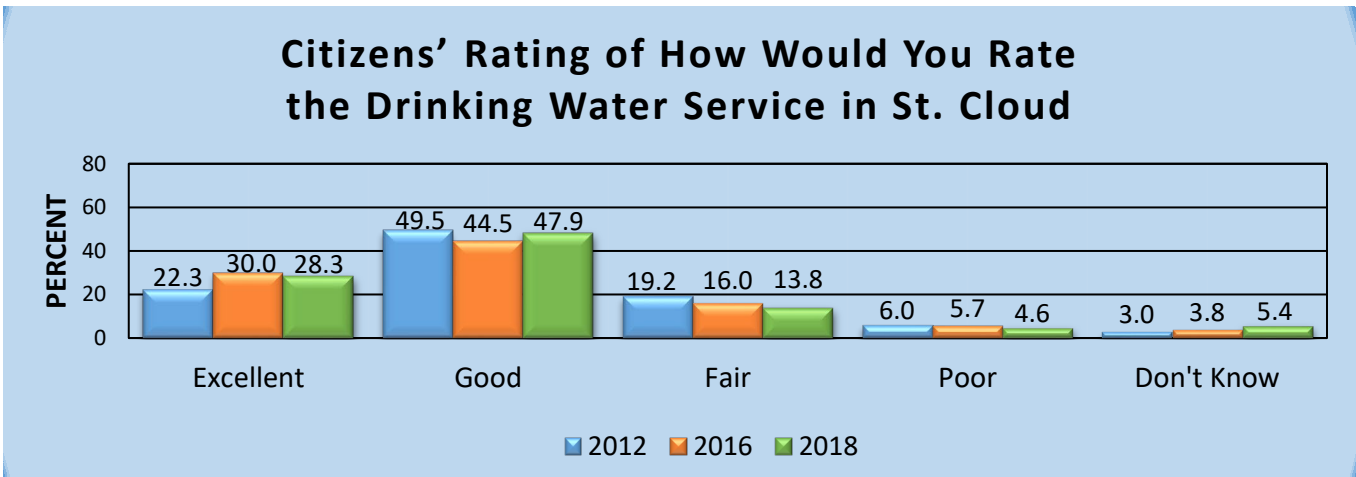


**Citizens' Rating of How Would You Rate the Quality of Snow Plowing of St. Cloud's Streets**



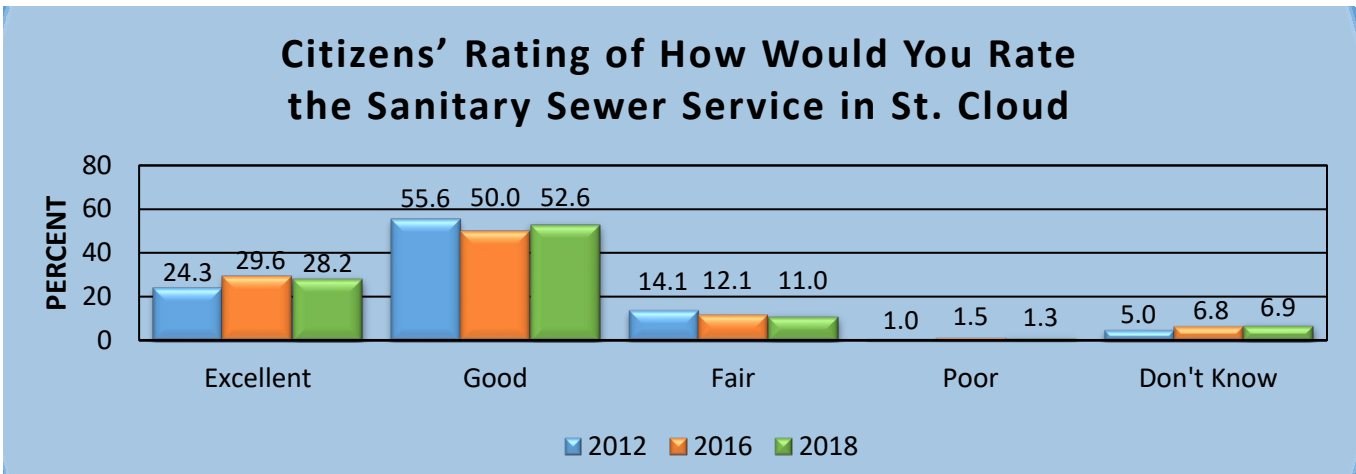
**WATER**

Measures	2018	2019	2020	2021*
Operating Cost per 1,000,000 Gallons of Water Pumped/Produced	\$1,190	\$1,031	\$1,049	\$1,071



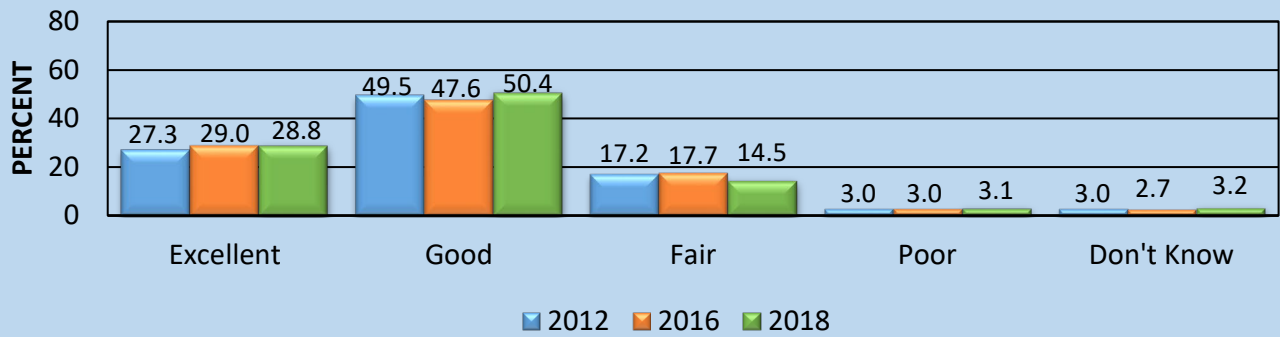
**SANITARY SEWER**

Measures	2018	2019	2020	2021*
Number of Sewer Blockages on City System per 100 Connections	3	0	7	6



**PARKS AND RECREATION**

**Citizens' Rating of How Would You Rate the Parks and Recreation Opportunities in St. Cloud**



\*Due to covid, no survey was conducted in 2020, it is scheduled for fall of 2022.