

State of Minnesota



**Office of the State Auditor**

Julie Blaha  
State Auditor

---

**2021 Local Government  
Lobbying Services**

## Description of the Office of the State Auditor

The mission of the Office of the State Auditor is to oversee local government finances for Minnesota taxpayers by helping to ensure financial integrity and accountability in local governmental financial activities.

Through financial, compliance, and special audits, the State Auditor oversees and ensures that local government funds are used for the purposes intended by law and that local governments hold themselves to the highest standards of financial accountability.

The State Auditor performs approximately 100 financial and compliance audits per year and has oversight responsibilities for over 3,300 local units of government throughout the state. The office currently maintains five divisions:

**Audit Practice** - conducts financial and legal compliance audits of local governments;

**Government Information** - collects and analyzes financial information for cities, towns, counties, and special districts;

**Legal/Special Investigations** - provides legal analysis and counsel to the Office and responds to outside inquiries about Minnesota local government law; as well as investigates allegations of misfeasance, malfeasance, and nonfeasance in local government;

**Pension** - monitors investment, financial, and actuarial reporting for Minnesota's local public pension funds; and

**Tax Increment Financing** - promotes compliance and accountability in local governments' use of tax increment financing through financial and compliance audits.

The State Auditor serves on the State Executive Council, State Board of Investment, Land Exchange Board, Public Employees Retirement Association Board, Minnesota Housing Finance Agency, and the Rural Finance Authority Board.

Office of the State Auditor  
525 Park Street, Suite 500  
Saint Paul, Minnesota 55103  
(651) 296-2551  
state.auditor@osa.state.mn.us  
www.osa.state.mn.us

This document can be made available in alternative formats upon request. Call (651) 296-2551 [voice] or 1-800-627-3529 [relay service] for assistance; or visit the Office of the State Auditor's web site: [www.osa.state.mn.us](http://www.osa.state.mn.us).

# 2021 Local Government Lobbying Services

For the Year Ended December 31, 2021



**July 14, 2022**

**Government Information Division  
Office of the State Auditor  
State of Minnesota**

**Deputy State Auditor**

Dianne Syverson

**Staff**

*Kathy Docter, Director of Government Information Division*

*John Jernberg, Research Analysis Specialist*

*Christy John, Research Analyst Intermediate*

*Mark Albarado, Management Analyst 2*

*Tiffany O'Neil, Accounting Officer*

*Erin St. Cyr, Accounting Officer*

*Marie Henning, Local Government Auditor - Senior*

---

# TABLE OF CONTENTS

---

<b>Scope and Methodology .....</b>	<b>1</b>
<b>Executive Summary .....</b>	<b>2</b>
<b>Overview .....</b>	<b>3</b>
<b>Lobbying Services Expenditures by Local Governments .....</b>	<b>4</b>
<b>Staff and Contract Lobbyists.....</b>	<b>4</b>
<b>Reliance on Contract Lobbyists.....</b>	<b>5</b>
<b>Highest Expenditures on Staff and Contract Lobbyists.....</b>	<b>6</b>
<b>Trends in Expenditures for Staff and Contract Lobbyists .....</b>	<b>7</b>
<b>Lobbying Services Expenditures by Associations .....</b>	<b>8</b>
<b>Trends in Lobbying Services Expenditures Made by Associations .....</b>	<b>8</b>
<b>Association Lobbying by Type of Entity .....</b>	<b>9</b>
<b>Multiple Association Memberships .....</b>	<b>9</b>
<b>Associations With the Highest Expenditures on Lobbying Services.....</b>	<b>10</b>
<b>Compensation Paid to Firms or Staff for Lobbying Services .....</b>	<b>11</b>
<b>Data Tables - 2021 Local Government Lobbying Expenditures</b>	
<b>Table 4 - 2021 Local Government Lobbying Expenditures - Employee and Contract     Lobbyists .....</b>	<b>13</b>
<b>Table 5 - 2021 Lobbying Expenditures Paid With Association Dues - Listed by Entity .....</b>	<b>25</b>
<b>Table 6 - 2021 Lobbying Expenditures by Associations of Local Governments .....</b>	<b>378</b>
<b>Appendices</b>	
<b>Appendix A - Office of the State Auditor - 2021 Local Government Lobbying     Expenditures Reporting Form .....</b>	<b>380</b>
<b>Appendix B - Office of the State Auditor - 2021 Lobbying Cost Reporting Form     for Associations of Local Governments .....</b>	<b>384</b>

---

## Scope and Methodology

---

This report shows the expenditures by local governments and their associations for lobbyists and lobbying. The report is prepared in accordance with Minn. Stat. § 6.76, which states:

*(a) On or before January 31 of each year, all political subdivisions shall report to the state auditor, on forms prescribed by the auditor, their estimated expenditures paid for the previous calendar year to a lobbyist as defined in section 10A.01, subdivision 21, except payments to associations of political subdivisions that are reported under paragraph (b), and to any staff person not registered as a lobbyist, over 25 percent of whose time is spent during the legislative session on legislative matters.*

*(b) Associations of political subdivisions subject to this section shall report annually, on or before January 31, to the state auditor and the association's members the proportionate amount of each member's dues spent for lobbying purposes.*

*(c) For purposes of this section, "political subdivision" has the meaning given in section 6.465, but also includes a metropolitan or regional agency or a public corporation audited by the legislative auditor.*

The Office of the State Auditor has collected and published data on the lobbying services costs of local governments since 1989. This report summarizes expenditures on local government lobbying services during the calendar year 2021 and is intended to inform the public and policymakers of the amount spent by their local government on lobbying services.<sup>1</sup>

The reporting forms used to collect information on the expenditures by local governments and their associations for lobbyists and lobbying are presented as appendices in this report starting on page 380. The list of local government associations was developed by reviewing all associations that were registered with the Campaign Finance and Public Disclosure Board. While the Office of the State Auditor attempted to identify all associations of local governments and provide them forms to fulfill their reporting requirement, it is the responsibility of the associations to comply with the reporting requirement. The expenditures on lobbying services are the amounts self-reported by local governments and local government associations.

---

<sup>1</sup>This report only details local government lobbying expenditures used to influence legislative, administrative, or official actions by Minnesota officials. This report does not detail local government lobbying expenditures at the federal level.

---

## Executive Summary

---

- Local governments spent a total of \$9.8 million on lobbying activities in 2021. This represents a decrease of \$158,493, or two percent, from the amount spent on lobbying services in 2020. Of the \$9.8 million spent on lobbying in 2021, \$5.5 million was attributable to local governments using their own staff or hired contract lobbyists, while \$4.3 million was attributable to the lobbying activities of associations of local governments (pg. 3).
- In 2021, 105 local governments (ten fewer than in 2020) reported that they directly employed staff or hired contract lobbyists. These local governments spent a total of \$5.5 million on staff and contract lobbyists. This was \$8,791, or 0.2 percent, less than in 2020 (pg. 3).
- Eleven of the 105 local governments that directly employed lobbying staff and/or hired contract lobbyists reported over \$100,000 in lobbying services expenditures, for a total of \$2.4 million. These 11 local governments accounted for 44 percent of the total amount paid to contract and staff lobbyists in 2021 (pg. 6).
- Local governments paid dues of \$13.4 million in 2021 to local government associations that also represented their interests before legislative, administrative, or other governmental bodies.<sup>2</sup> These associations spent \$4.3 million on lobbyists and lobbying in 2021, a decrease of three percent from 2020 (pgs. 3, 8).
- Among the 25 local government associations that lobbied the Legislature on behalf of their local government members, 13 associations reported expenditures on lobbying/lobbyists in excess of \$100,000 in 2021.<sup>3</sup> These 13 associations accounted for \$3.8 million, or 88 percent, of the total lobbying expenditures of associations in 2021 (pg. 10).

---

<sup>2</sup>The local government associations identified in this report do not include various professional associations that lobby on behalf of specific professional occupations within local governments. For example, Education Minnesota is registered with the Campaign Finance and Public Disclosure Board. However, because the association does not directly represent school districts or school district management personnel, its lobbying expenditures are not included in this report.

<sup>3</sup>See Table 2 on Page 10 for a listing of the 13 associations.

---

## Overview

---

The operation and funding of local governments can be greatly affected by decisions made by the State Legislature. Therefore, it is understandable that those affected by these decisions would want to have representation during the legislative process. This report documents the level of expenditures made by local governments and their associations to perform this function.

According to reports filed with the Office of the State Auditor, local governments spent a total of \$9.8 million on lobbying activities in 2021. This represents a decrease of \$158,493, or two percent, from the amount spent on lobbying services in 2020. The decrease in expenditures on lobbying service occurred despite more legislative session days in 2021 than 2020 (157 days in 2021 versus 123 in 2020.)

***Expenditures on local government lobbying decreased two percent between 2020 and 2021.***

In 2021, 105 local governments (ten fewer than in 2020) reported that they directly employed staff or hired contract lobbyists. These local governments spent a total of \$5.5 million on staff and contract lobbyists.<sup>4</sup> This was \$8,791, or 0.2 percent, less than in 2020. Staff and contract lobbyists are paid to provide information to policymakers to influence legislative, administrative, or official actions regarding local governments in Minnesota.

In addition to the \$5.5 million paid directly to staff and contract lobbyists, local governments paid dues of \$13.4 million in 2021 to local government associations that also represented their interests before legislative, administrative, or other governmental bodies.<sup>5</sup> These associations spent \$4.3 million on lobbyists and lobbying in 2021, a decrease of three percent from 2020. Of the \$4.3 million spent on lobbyists and lobbying by these associations, \$3.9 million was funded exclusively through dues. This represents slightly less than the amount in association dues that was spent on lobbying activities in 2020.

---

<sup>4</sup>These expenditures do not include dues and membership fees paid to local government associations.

<sup>5</sup>The local government associations identified in this report do not include various professional associations that lobby on behalf of specific professional occupations within local governments. For example, Education Minnesota is registered with the Campaign Finance and Public Disclosure Board. However, because the association does not directly represent school districts or school district management personnel, its lobbying expenditures are not included in this report.

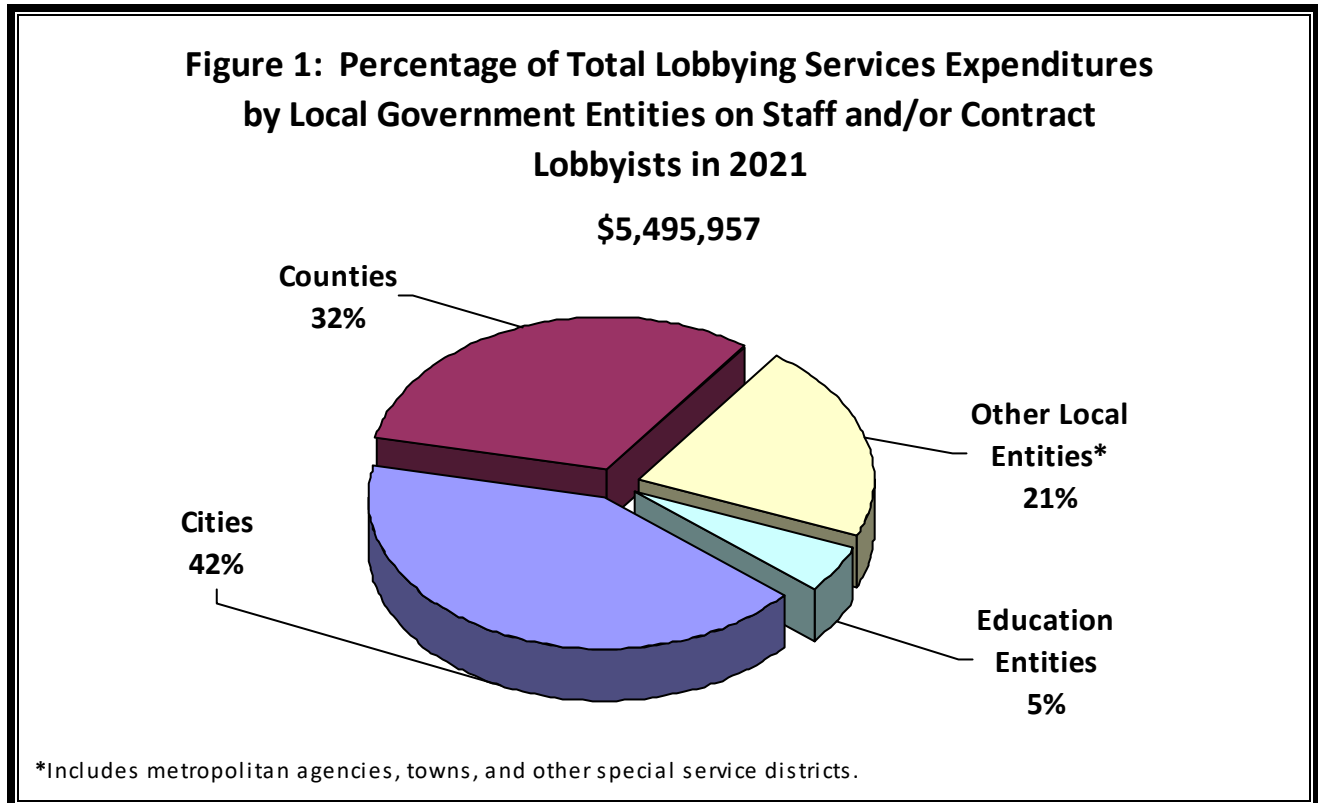
---

# Lobbying Services Expenditures by Local Governments

---

## Staff and Contract Lobbyists

In 2021, 105 local governments, including cities, counties, school districts, and special districts, directly employed staff and/or contracted with professional lobbyists to represent their interests before the Legislature. Table 4 on pages 13 - 24 shows the payments made to these employees and hired professional staff as well as other costs attributable to lobbying efforts. Figure 1 below shows the 2021 percentage of total expenditures on staff and contract lobbyists by type of entity.



Of the 105 reporting entities that employed lobbying staff or hired contract lobbyists in 2021:

- Forty-eight cities (out of 854) reported a combined total of \$2,315,466 in lobbying services expenditures. This compares to 52 cities and \$2,350,990 in 2020.
- Seventeen counties (out of 87) reported a combined total of \$1,745,517 in lobbying services expenditures. This compares to 19 counties and \$1,592,901 in 2020.
- Nine education entities (out of 404) reported a combined total of \$276,105 in lobbying services expenditures. This compares to nine education entities and \$396,944 in 2020.<sup>6</sup>

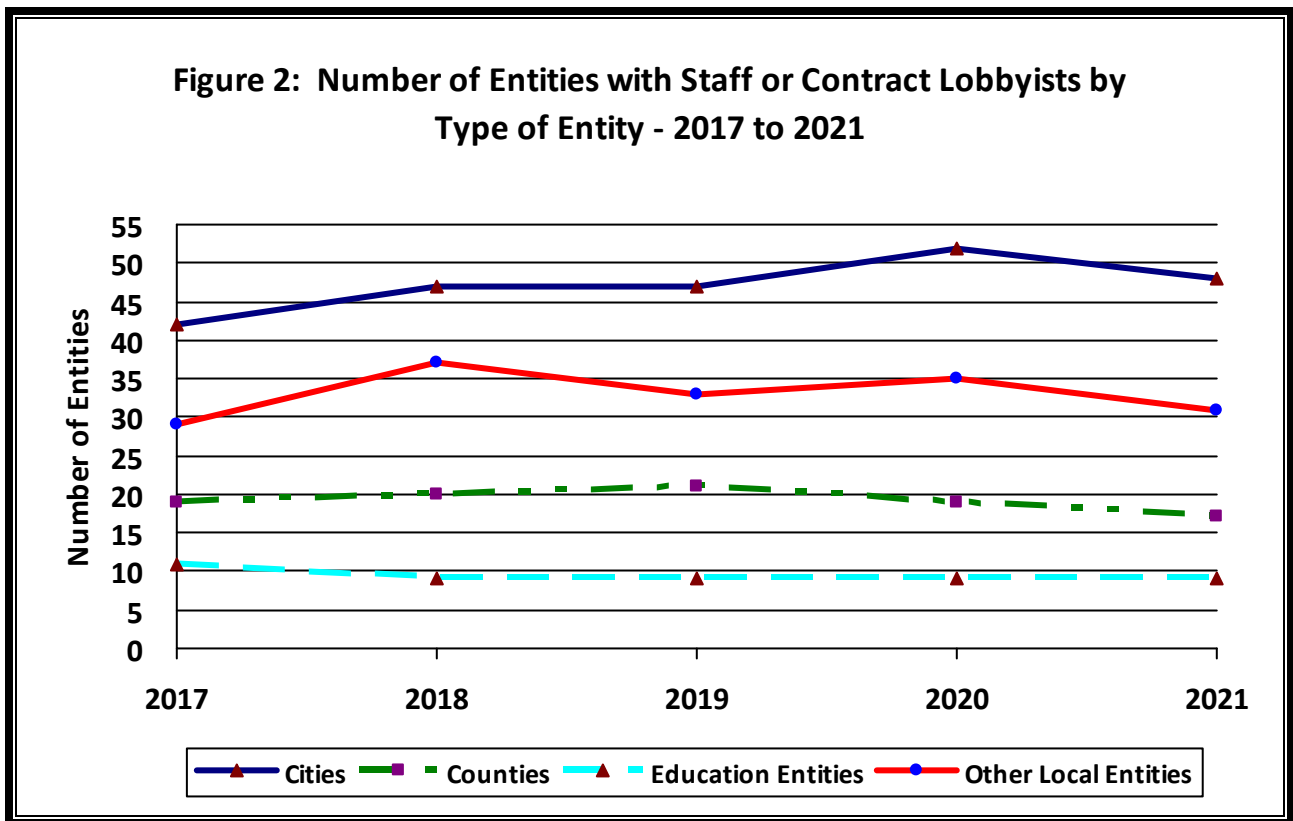
---

<sup>6</sup>Does not include charter schools which maintain they are exempt from the reporting requirement.



- Thirty-one metropolitan agencies, towns, and other special districts reported a combined total of \$1,158,870 in lobbying services expenditures. This compares to 35 entities and \$1,163,913 in 2020. The breakdown of entities reporting 2021 lobbying expenses shows one town (out of 1,781), six metropolitan agencies (out of six), and 24 other special districts (out of 599).

Over the last five years, the total number of local governments employing staff and/or contact lobbyists has ranged from 101 in 2017 to 115 in 2020. Figure 2 below shows the five-year trend on the use of staff and/or contract lobbyists by type of entity.



### Reliance on Contract Lobbyists

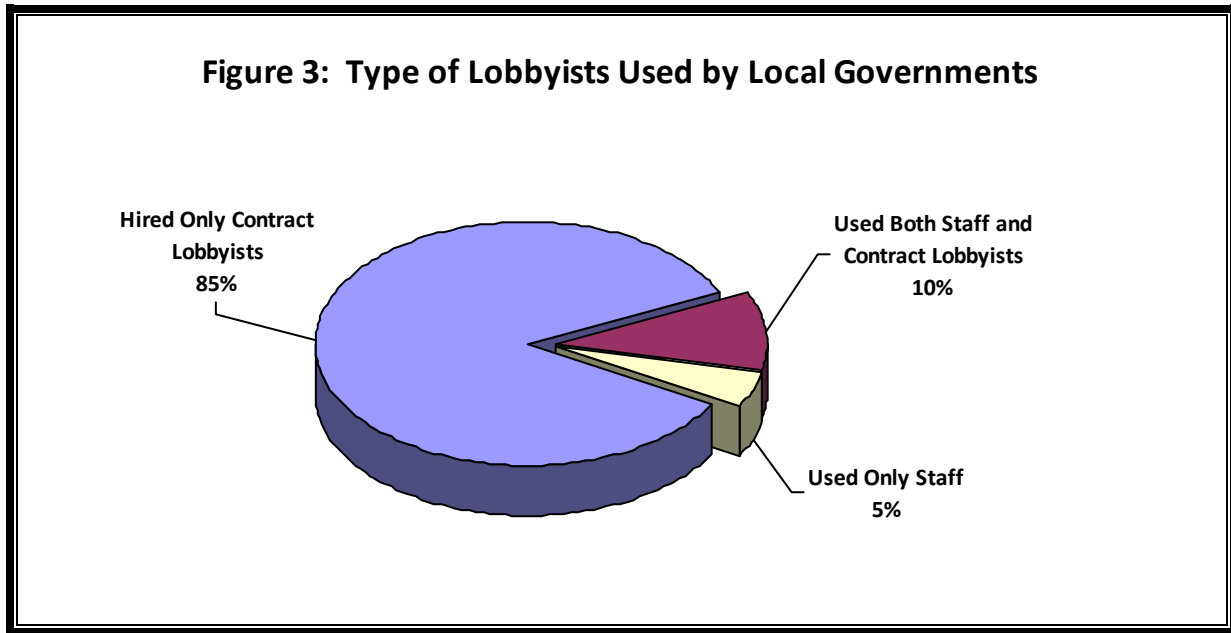
Local governments more frequently use contract lobbyists than utilize their own staff to provide lobbying services. Contract lobbyists accounted for \$3.7 million, or 68 percent, of the total amount spent by those governments using contract or staff lobbyists. Local governments spent \$1.7 million on staff lobbyists to represent their interests before the Legislature and other governmental bodies. In addition, local governments reported an additional \$49,095 in overhead costs related to lobbying services in 2021.

During 2021:

- Five local governments relied entirely on their staff to represent them at the Legislature, one more than in 2020.

- Eighty-nine local governments relied entirely on contract lobbyists to represent their interests, ten fewer than in 2020.
- Eleven local governments hired contract lobbyists and used their own staff for lobbying, one less than in 2020.

Figure 3 below shows the distribution of entities using staff and/or contract lobbyists by type of lobbyist.



### Highest Expenditures on Staff and Contract Lobbyists

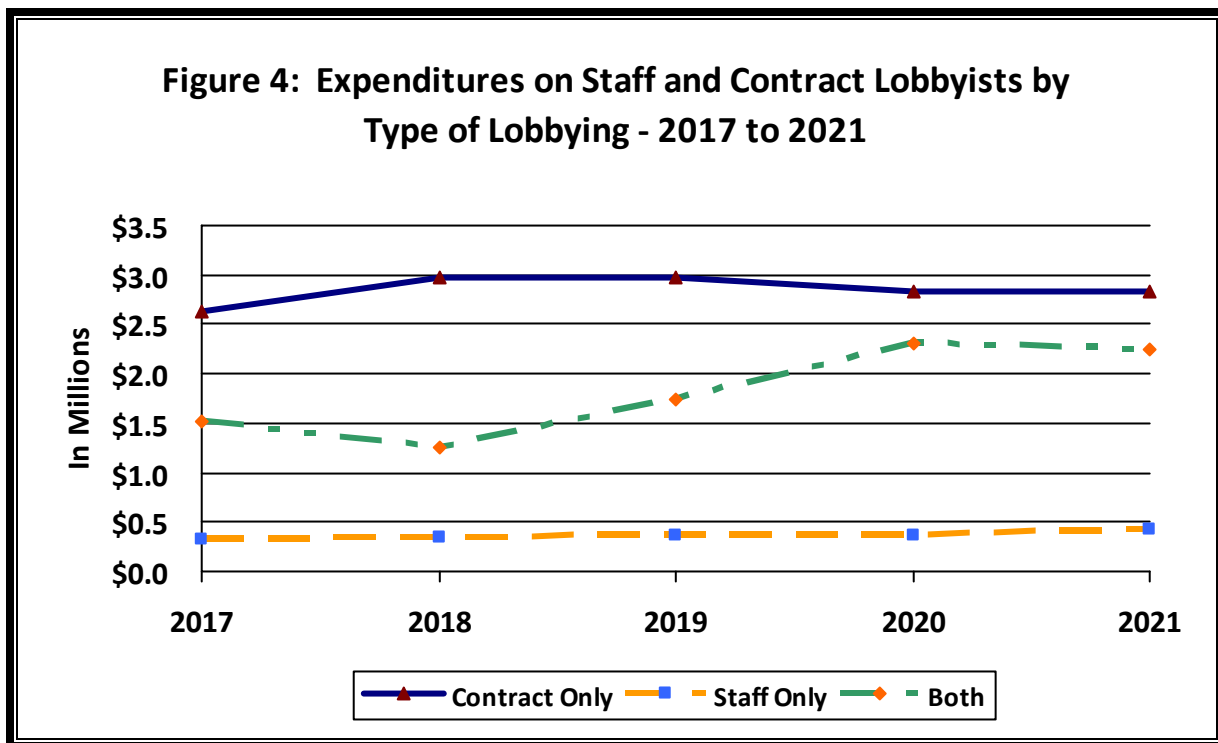
Eleven of the 105 local governments that directly employed lobbying staff and/or hired contract lobbyists reported over \$100,000 in lobbying services expenditures, for a total of \$2.4 million. These 11 local governments accounted for 44 percent of the total amount paid to contract and staff lobbyists in 2021.

City of Minneapolis	\$516,118	Minneapolis Park and Recreation Board	\$145,460
Hennepin County	\$373,549	City of Rochester	\$143,381
City of Saint Paul	\$332,093	City of Moorhead	\$133,492
Ramsey County	\$211,951	Dakota County	\$102,009
Saint Louis County	\$201,183	City of Bloomington	\$102,000
Chisago County	\$168,000		

## Trends in Expenditures for Staff and Contract Lobbyists

The number of entities that reported expenditures on staff and contract lobbyists decreased from 115 in 2020 to 105 in 2021. There were 21 entities that reported lobbying expenditures in 2020 that reported no lobbying expenditures in the 2021 reporting period. There were 11 entities reporting lobbying expenditures in 2021 that reported no lobbying expenditures in the 2020 reporting period.

Figure 4 below shows the long-term trend of expenditures on staff and contract lobbyists for the years 2017 to 2021. Over this period, total expenditures on staff and contract lobbyists grew 23 percent. The amount spent by those using only contract lobbyists grew eight percent, the amount spent on those using only staff rose 36 percent, and the amount spent by those using both contract and staff lobbyists increased 47 percent.



---

## Lobbying Services Expenditures by Associations

---

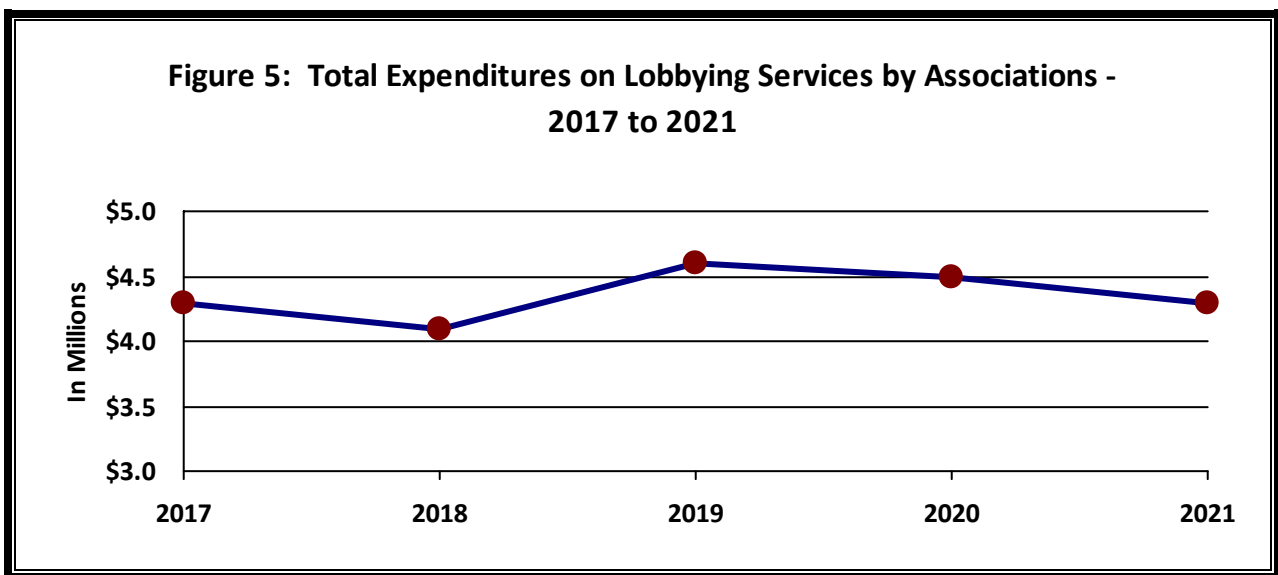
While 105 local governments opted to hire lobbyists or use staff to lobby on their behalf, it is more common for them to rely on various local government associations to represent their interests at the Legislature. These local government associations receive the majority of their funding from membership dues and other public funds. Some associations representing local governments not only lobby on behalf of their members, but also act as service associations. Groups such as the League of Minnesota Cities and the Association of Minnesota Counties provide a wide range of services to their members. For these associations, lobbying services account for a smaller share of their overall expenditures as compared to associations whose primary purpose is lobbying.

Other types of associations are formed for the explicit purpose of lobbying the Legislature on a specific issue or range of issues for which the members share a common interest. Most of these associations hire a lobbyist or a lobbying firm to influence legislative, administrative, or other official actions at the state, regional, or metropolitan level of government. The dues paid by members of these associations generally represent a percentage of the total amount paid to a contract lobbyist.

### Trends in Lobbying Services Expenditures Made by Associations

In addition to the \$5.4 million paid directly to staff and contract lobbyists, local governments paid dues of \$13.4 million in 2021 to local government associations that also represented their interests before legislative, administrative, or other governmental bodies. A total of 25 associations representing local governments reported expenditures on lobbying services totaling \$4.3 million. Of this amount, \$3.9 million, or 90 percent, was funded through the dues of the association members. Total expenditures for lobbying/lobbyists by associations in 2021 decreased \$149,702, or three percent, from the level expended in 2020. Over the five-year period of 2017 to 2021, total expenditures on lobbying services by associations increased \$20,128, or 0.5 percent.

Figure 5 below shows total expenditures on lobbying services by associations from 2017 to 2021.



## Association Lobbying by Type of Entity

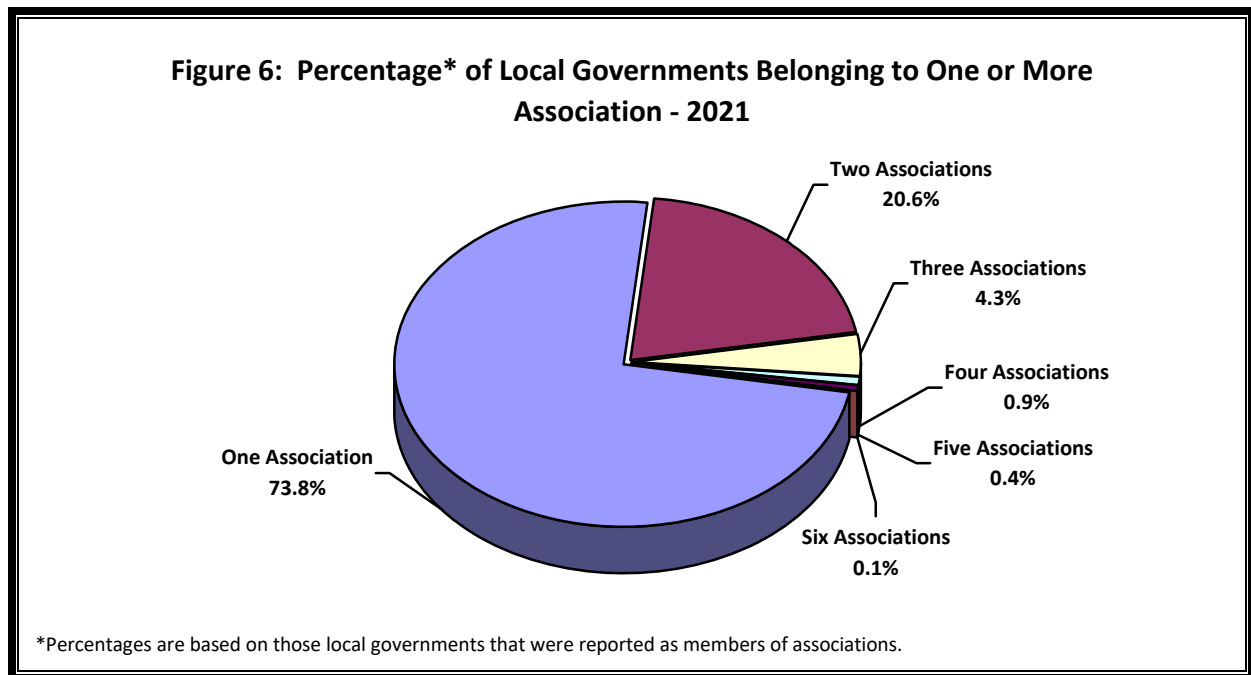
The associations reporting lobbying expenditures included:

- six associations that represented the interests of cities;
- four associations that represented the interests of counties;
- four associations that represented the interests of school districts;<sup>7</sup>
- one association that represented the interests of townships;
- four associations that represented the interests of special districts; and
- six associations that represented more than one type of local government.

## Multiple Association Memberships

While it is common for local governments to belong to at least one association, some local units belong to several. Of the 3,231 local units of government that belonged to at least one association, there were 182 local units of government that paid dues to three or more associations, 1 more than the previous year.

Figure 6 below shows the percentage of local governments that belong to one or more association.



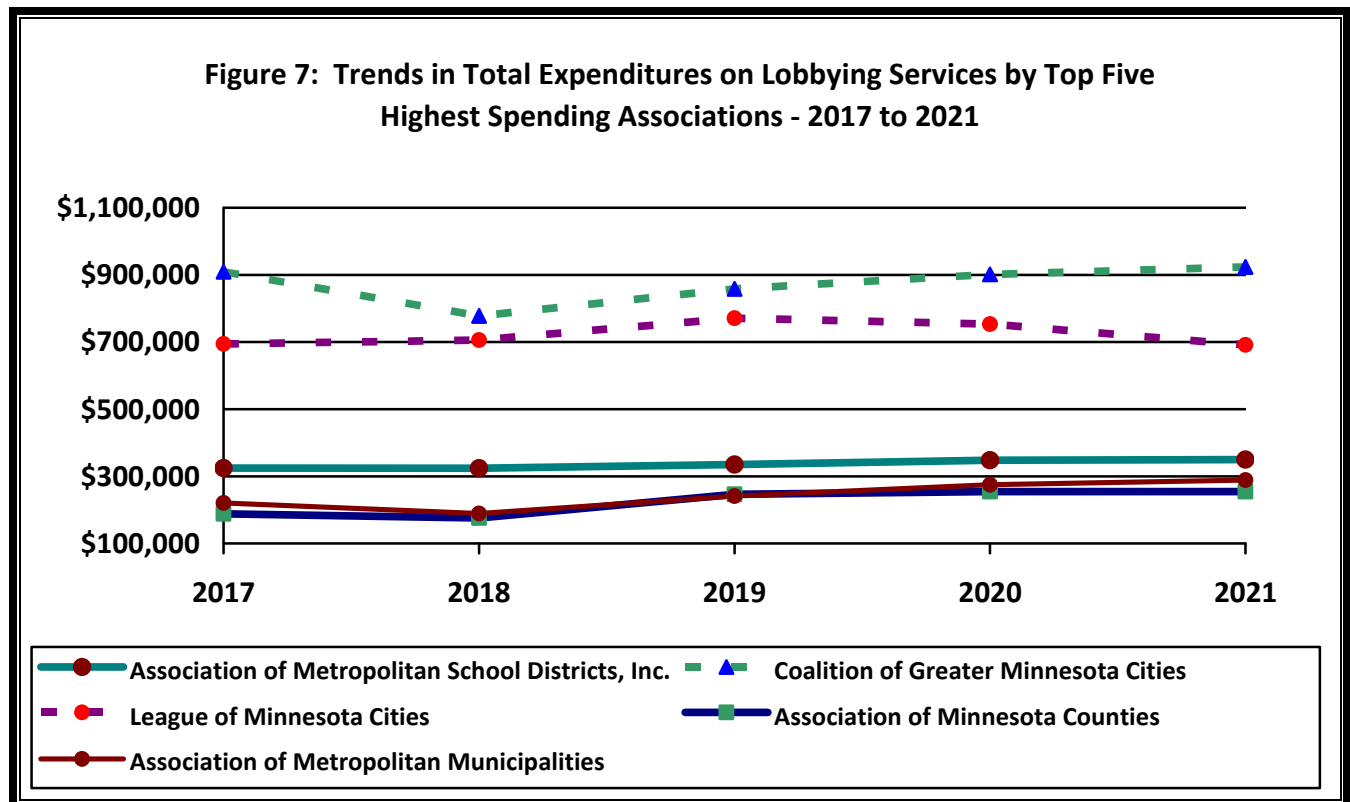
<sup>7</sup>Does not include the Minnesota Association of Charter Schools which maintains it is exempt from the reporting requirements.

## Associations With the Highest Expenditures on Lobbying Services

Among the 25 local government associations that lobbied the Legislature on behalf of their local government members, 13 associations reported expenditures on lobbying/lobbyists in excess of \$100,000 in 2021 (see Table 2 below). These 13 associations accounted for \$3.8 million, or 88 percent, of the total lobbying expenditures of associations in 2021.

Coalition of Greater Minnesota Cities	\$923,997	Minnesota Rural Education Association	\$176,103
League of Minnesota Cities	\$691,794	Minnesota School Boards Association	\$173,633
Association of Metropolitan School Districts, Inc.	\$350,053	Municipal Legislative Commission	\$152,905
Association of Metropolitan Municipalities	\$289,045	North Metro Mayors Association	\$135,742
Association of Minnesota Counties	\$254,525	Coalition of Utility Cities	\$119,812
Schools for Equity in Education	\$213,203	Greater Minnesota Partnership	\$118,448
Minnesota Inter-County Association	\$199,124		

Figure 7 below shows the five-year trend in lobbying expenditures by the five associations with the highest lobbying expenditures in 2021.



## Compensation Paid to Firms or Staff for Lobbying Services

In 2021, Minnesota local governments or associations of local governments paid 21 firms or lobbyists \$100,000 or more to provide lobbying services.<sup>8</sup> These 21 firms or lobbyists accounted for \$4.9 million, or 50 percent, of total lobbying expenditures. The 21 firms or lobbyists receiving \$100,000 or more in payments from local governments or associations of local governments are listed below in Table 3.

Flaherty and Hood, P.A.	\$930,517	Amundson Strategies, LLC	\$144,952
Lockridge, Grindal, and Nauen, PLLP	\$514,100	Heather Corcoran	\$142,176
Messerli and Kramer	\$475,411	Fredrikson and Byron, P.A.	\$137,500
Larkin Hoffman Daly and Lindgren, Ltd.	\$379,332	Rice, Michels, and Walther, LLP	\$135,000
Costin Group	\$272,783	John Ongaro	\$124,183
Primary Strategy Group, LLC	\$228,796	ThaoMee Xiong	\$116,737
Capitol Hill Associates	\$192,434	Alysen Nesse	\$115,020
Ewald Consulting	\$180,008	Steven Huser	\$113,498
Stinson, Leonard, and Street, LLP	\$168,523	Fryberger, Buchanan, Smith, and Frederick	\$107,000
Fatima Moore	\$153,906	Kareem D. Murphy	\$102,070
Goff Public	\$145,842		

<sup>8</sup>The amounts listed are those exclusively attributed to lobbying services. Some of these firms also received money for services they provided to associations or local governments that they determined were not attributable to lobbying. Only the part of an employee's salary and benefits attributed to lobbying was included in this analysis.

## **Data Tables**

### **2021 Local Government Lobbying Expenditures**



**Table 4**  
**2021 Local Government Lobbying Expenditures**  
**Employee and Contract Lobbyists**

<u>Name of Entity</u> <u>Contract or Employee Lobbyists</u>	<u>Amount of</u> <u>Contract</u> <u>and</u> <u>Expenses</u>	<u>Salary and</u> <u>Benefits</u> <u>Related to</u> <u>Lobbying**</u>	<u>Employee</u> <u>Expenses</u> <u>Related to</u> <u>Lobbying</u>	<u>All</u> <u>Other</u> <u>Costs*</u>	<u>Total**</u> <u>Lobbying</u> <u>Expenditures</u>
<b>Anoka County</b>					
Ward Einess	47,267	---	---	---	47,267
Faegre and Benson, LLP	45,900	---	---	---	45,900
<b>Total</b>	<b>\$93,167</b>	<b>\$---</b>	<b>\$---</b>	<b>\$---</b>	<b>\$93,167</b>
<b>Chisago County</b>					
Larkin Hoffman Daly and Lindgren, Ltd.	168,000	---	---	---	168,000
<b>Total</b>	<b>\$168,000</b>	<b>\$---</b>	<b>\$---</b>	<b>\$---</b>	<b>\$168,000</b>
<b>City of Albert Lea</b>					
Flaherty and Hood, P.A.	3,038	---	---	---	3,038
<b>Total</b>	<b>\$3,038</b>	<b>\$---</b>	<b>\$---</b>	<b>\$---</b>	<b>\$3,038</b>
<b>City of Albertville</b>					
Stinson, Leonard, and Street, LLP	24,000	---	---	---	24,000
<b>Total</b>	<b>\$24,000</b>	<b>\$---</b>	<b>\$---</b>	<b>\$---</b>	<b>\$24,000</b>
<b>City of Aurora</b>					
Costin Group	5,000	---	---	---	5,000
<b>Total</b>	<b>\$5,000</b>	<b>\$---</b>	<b>\$---</b>	<b>\$---</b>	<b>\$5,000</b>
<b>City of Becker</b>					
Flaherty and Hood, P.A.	45,907	---	---	---	45,907
Lockridge, Grindal, and Nauen, PLLP	12,000	---	---	---	12,000
<b>Total</b>	<b>\$57,907</b>	<b>\$---</b>	<b>\$---</b>	<b>\$---</b>	<b>\$57,907</b>
<b>City of Benson</b>					
Flaherty and Hood, P.A.	807	---	---	---	807
<b>Total</b>	<b>\$807</b>	<b>\$---</b>	<b>\$---</b>	<b>\$---</b>	<b>\$807</b>
<b>City of Blaine</b>					
Lockridge, Grindal, and Nauen, PLLP	36,000	---	---	---	36,000
<b>Total</b>	<b>\$36,000</b>	<b>\$---</b>	<b>\$---</b>	<b>\$---</b>	<b>\$36,000</b>
<b>City of Bloomington</b>					
Messerli and Kramer	52,000	---	---	---	52,000
Primary Strategy Group, LLC	50,000	---	---	---	50,000
<b>Total</b>	<b>\$102,000</b>	<b>\$---</b>	<b>\$---</b>	<b>\$---</b>	<b>\$102,000</b>
<b>City of Braham</b>					
Robins Consulting	5,143	---	---	---	5,143
<b>Total</b>	<b>\$5,143</b>	<b>\$---</b>	<b>\$---</b>	<b>\$---</b>	<b>\$5,143</b>

\*Includes costs related to the furtherance of the lobbying effort, such as overhead, administration, research, analysis, and communication.

\*\*Totals may not equal the summed individual entries due to rounding.

\*\*\*Formal name is "McGrann, Shea, Anderson, Carnival, Straughn, and Lamb, Chartered".

**Table 4**  
**2021 Local Government Lobbying Expenditures**  
**Employee and Contract Lobbyists**

<b>Name of Entity</b> <b>Contract or Employee Lobbyists</b>	<b>Amount of</b> <b>Contract</b> <b>and</b> <b>Expenses</b>	<b>Salary and</b> <b>Benefits</b> <b>Related to</b> <b>Lobbying**</b>	<b>Employee</b> <b>Expenses</b> <b>Related to</b> <b>Lobbying</b>	<b>All</b> <b>Other</b> <b>Costs*</b>	<b>Total**</b> <b>Lobbying</b> <b>Expenditures</b>
<b>City of Buhl</b>					
Costin Group	15,000	---	---	---	15,000
<b>Total</b>	<b>\$15,000</b>	<b>\$---</b>	<b>\$---</b>	<b>\$---</b>	<b>\$15,000</b>
<b>City of Burnsville</b>					
Lockridge, Grindal, and Nauen, PLLP	30,000	---	---	---	30,000
<b>Total</b>	<b>\$30,000</b>	<b>\$---</b>	<b>\$---</b>	<b>\$---</b>	<b>\$30,000</b>
<b>City of Chaska</b>					
Lockridge, Grindal, and Nauen, PLLP	13,333	---	---	---	13,333
<b>Total</b>	<b>\$13,333</b>	<b>\$---</b>	<b>\$---</b>	<b>\$---</b>	<b>\$13,333</b>
<b>City of Columbus</b>					
Larkin Hoffman Daly and Lindgren, Ltd.	50,000	---	---	---	50,000
<b>Total</b>	<b>\$50,000</b>	<b>\$---</b>	<b>\$---</b>	<b>\$---</b>	<b>\$50,000</b>
<b>City of Duluth</b>					
Administrative/Overhead Costs	---	---	---	4	4
Fryberger, Buchanan, Smith, and Frederick	64,500	---	---	---	64,500
<b>Total</b>	<b>\$64,500</b>	<b>\$---</b>	<b>\$---</b>	<b>\$4</b>	<b>\$64,504</b>
<b>City of Edina</b>					
Messerli and Kramer	41,500	---	---	---	41,500
<b>Total</b>	<b>\$41,500</b>	<b>\$---</b>	<b>\$---</b>	<b>\$---</b>	<b>\$41,500</b>
<b>City of Fergus Falls</b>					
Joel Carlson	21,500	---	---	---	21,500
<b>Total</b>	<b>\$21,500</b>	<b>\$---</b>	<b>\$---</b>	<b>\$---</b>	<b>\$21,500</b>
<b>City of Fridley</b>					
North State Advisors, Inc.	22,000	---	---	---	22,000
<b>Total</b>	<b>\$22,000</b>	<b>\$---</b>	<b>\$---</b>	<b>\$---</b>	<b>\$22,000</b>
<b>City of Grand Rapids</b>					
Loren Solberg Consulting, LLC	31,826	---	---	---	31,826
<b>Total</b>	<b>\$31,826</b>	<b>\$---</b>	<b>\$---</b>	<b>\$---</b>	<b>\$31,826</b>
<b>City of Hendricks</b>					
Tom Lehman	94	---	---	---	94
<b>Total</b>	<b>\$94</b>	<b>\$---</b>	<b>\$---</b>	<b>\$---</b>	<b>\$94</b>
<b>City of Hibbing</b>					
Lockridge, Grindal, and Nauen, PLLP	39,600	---	---	---	39,600
<b>Total</b>	<b>\$39,600</b>	<b>\$---</b>	<b>\$---</b>	<b>\$---</b>	<b>\$39,600</b>

\*Includes costs related to the furtherance of the lobbying effort, such as overhead, administration, research, analysis, and communication.

\*\*Totals may not equal the summed individual entries due to rounding.

\*\*\*Formal name is "McGrann, Shea, Anderson, Carnival, Straughn, and Lamb, Chartered".

**Table 4**  
**2021 Local Government Lobbying Expenditures**  
**Employee and Contract Lobbyists**

<u>Name of Entity</u> <u>Contract or Employee Lobbyists</u>	<u>Amount of</u> <u>Contract</u> <u>and</u> <u>Expenses</u>	<u>Salary and</u> <u>Benefits</u> <u>Related to</u> <u>Lobbying**</u>	<u>Employee</u> <u>Expenses</u> <u>Related to</u> <u>Lobbying</u>	<u>All</u> <u>Other</u> <u>Costs*</u>	<u>Total**</u> <u>Lobbying</u> <u>Expenditures</u>
<b>City of International Falls</b>					
Costin Group	7,533	---	---	---	7,533
<b>Total</b>	<b>\$7,533</b>	<b>\$---</b>	<b>\$---</b>	<b>\$---</b>	<b>\$7,533</b>
<b>City of Inver Grove Heights</b>					
Messerli and Kramer	41,000	---	---	---	41,000
<b>Total</b>	<b>\$41,000</b>	<b>\$---</b>	<b>\$---</b>	<b>\$---</b>	<b>\$41,000</b>
<b>City of Maple Grove</b>					
Lockridge, Grindal, and Nauen, PLLP	36,000	---	---	---	36,000
Primary Strategy Group, LLC	26,133	---	---	---	26,133
<b>Total</b>	<b>\$62,133</b>	<b>\$---</b>	<b>\$---</b>	<b>\$---</b>	<b>\$62,133</b>
<b>City of Minneapolis</b>					
Administrative/Overhead Costs	---	---	---	20,955	20,955
Franzen & Associates	40,000	---	---	---	40,000
Fredrikson and Byron, P.A.	45,000	---	---	---	45,000
Steven Huser	---	113,498	---	---	113,498
Fatima Moore	---	153,906	---	---	153,906
Tatyana Nelima	---	11,235	---	---	11,235
Alysen Nesse	---	115,020	---	---	115,020
Loren Olson	---	16,504	---	---	16,504
<b>Total</b>	<b>\$85,000</b>	<b>\$410,163</b>	<b>\$---</b>	<b>\$20,955</b>	<b>\$516,118</b>
<b>City of Moorhead</b>					
Lisa Bode	---	44,271	3,221	---	47,492
Flaherty and Hood, P.A.	32,500	---	---	---	32,500
Fredrikson and Byron, P.A.	32,500	---	---	---	32,500
Scott Hutchins	---	21,000	---	---	21,000
<b>Total</b>	<b>\$65,000</b>	<b>\$65,271</b>	<b>\$3,221</b>	<b>\$---</b>	<b>\$133,492</b>
<b>City of North Mankato</b>					
Ward Einess	20,000	---	---	---	20,000
<b>Total</b>	<b>\$20,000</b>	<b>\$---</b>	<b>\$---</b>	<b>\$---</b>	<b>\$20,000</b>
<b>City of Oak Park Heights</b>					
Lockridge, Grindal, and Nauen, PLLP	25,000	---	---	---	25,000
<b>Total</b>	<b>\$25,000</b>	<b>\$---</b>	<b>\$---</b>	<b>\$---</b>	<b>\$25,000</b>
<b>City of Oakdale</b>					
Flaherty and Hood, P.A.	20,000	---	---	---	20,000
<b>Total</b>	<b>\$20,000</b>	<b>\$---</b>	<b>\$---</b>	<b>\$---</b>	<b>\$20,000</b>

\*Includes costs related to the furtherance of the lobbying effort, such as overhead, administration, research, analysis, and communication.

\*\*Totals may not equal the summed individual entries due to rounding.

\*\*\*Formal name is "McGrann, Shea, Anderson, Carnival, Straughn, and Lamb, Chartered".

**Table 4**  
**2021 Local Government Lobbying Expenditures**  
**Employee and Contract Lobbyists**

<b>Name of Entity</b> <b>Contract or Employee Lobbyists</b>	<b>Amount of</b> <b>Contract</b> <b>and</b> <b>Expenses</b>	<b>Salary and</b> <b>Benefits</b> <b>Related to</b> <b>Lobbying**</b>	<b>Employee</b> <b>Expenses</b> <b>Related to</b> <b>Lobbying</b>	<b>All</b> <b>Other</b> <b>Costs*</b>	<b>Total**</b> <b>Lobbying</b> <b>Expenditures</b>
<b>City of Plymouth</b>					
Lockridge, Grindal, and Nauen, PLLP	40,000	---	---	---	40,000
<b>Total</b>	<b>\$40,000</b>	<b>\$---</b>	<b>\$---</b>	<b>\$---</b>	<b>\$40,000</b>
<b>City of Prior Lake</b>					
Messerli and Kramer	49,000	---	---	---	49,000
<b>Total</b>	<b>\$49,000</b>	<b>\$---</b>	<b>\$---</b>	<b>\$---</b>	<b>\$49,000</b>
<b>City of Ramsey</b>					
Tinklenberg Group	42,000	---	---	---	42,000
<b>Total</b>	<b>\$42,000</b>	<b>\$---</b>	<b>\$---</b>	<b>\$---</b>	<b>\$42,000</b>
<b>City of Ranier</b>					
Costin Group	15,000	---	---	---	15,000
<b>Total</b>	<b>\$15,000</b>	<b>\$---</b>	<b>\$---</b>	<b>\$---</b>	<b>\$15,000</b>
<b>City of Red Wing</b>					
Flaherty and Hood, P.A.	4,769	---	---	---	4,769
<b>Total</b>	<b>\$4,769</b>	<b>\$---</b>	<b>\$---</b>	<b>\$---</b>	<b>\$4,769</b>
<b>City of Rice Lake</b>					
Administrative/Overhead Costs	---	---	---	3,700	3,700
Costin Group	15,000	---	---	---	15,000
<b>Total</b>	<b>\$15,000</b>	<b>\$---</b>	<b>\$---</b>	<b>\$3,700</b>	<b>\$18,700</b>
<b>City of Richfield</b>					
Lockridge, Grindal, and Nauen, PLLP	30,000	---	---	---	30,000
<b>Total</b>	<b>\$30,000</b>	<b>\$---</b>	<b>\$---</b>	<b>\$---</b>	<b>\$30,000</b>
<b>City of Rochester</b>					
Administrative/Overhead Costs	---	---	---	1,205	1,205
Heather Corcoran	---	142,046	130	---	142,176
<b>Total</b>	<b>\$---</b>	<b>\$142,046</b>	<b>\$130</b>	<b>\$1,205</b>	<b>\$143,381</b>
<b>City of Saint Joseph</b>					
DeLaForest Consulting, LLC	---	---	---	---	---
Saint Cloud Area Planning Organization	1,532	---	---	---	1,532
<b>Total</b>	<b>\$1,532</b>	<b>\$---</b>	<b>\$---</b>	<b>\$---</b>	<b>\$1,532</b>
<b>City of Saint Louis Park</b>					
Franzen Law and Policy Group, LLC	15,000	---	---	---	15,000
Primary Strategy Group, LLC	36,000	---	---	---	36,000
<b>Total</b>	<b>\$51,000</b>	<b>\$---</b>	<b>\$---</b>	<b>\$---</b>	<b>\$51,000</b>

\*Includes costs related to the furtherance of the lobbying effort, such as overhead, administration, research, analysis, and communication.

\*\*Totals may not equal the summed individual entries due to rounding.

\*\*\*Formal name is "McGrann, Shea, Anderson, Carnival, Straughn, and Lamb, Chartered".

**Table 4**  
**2021 Local Government Lobbying Expenditures**  
**Employee and Contract Lobbyists**

<u>Name of Entity</u> <u>Contract or Employee Lobbyists</u>	<u>Amount of</u> <u>Contract</u> <u>and</u> <u>Expenses</u>	<u>Salary and</u> <u>Benefits</u> <u>Related to</u> <u>Lobbying**</u>	<u>Employee</u> <u>Expenses</u> <u>Related to</u> <u>Lobbying</u>	<u>All</u> <u>Other</u> <u>Costs*</u>	<u>Total**</u> <u>Lobbying</u> <u>Expenditures</u>
<b>City of Saint Paul</b>					
Ward Einess	15,000	---	---	---	15,000
Primary Strategy Group, LLC	116,663	---	---	---	116,663
Christian Taylor	---	83,693	---	---	83,693
ThaoMee Xiong	---	116,737	---	---	116,737
<b>Total</b>	<b>\$131,663</b>	<b>\$200,430</b>	<b>\$---</b>	<b>\$---</b>	<b>\$332,093</b>
<b>City of Sartell</b>					
Flaherty and Hood, P.A.	15,000	---	---	---	15,000
<b>Total</b>	<b>\$15,000</b>	<b>\$---</b>	<b>\$---</b>	<b>\$---</b>	<b>\$15,000</b>
<b>City of Sauk Rapids</b>					
Saint Cloud Area Planning Organization	3,140	---	---	---	3,140
<b>Total</b>	<b>\$3,140</b>	<b>\$---</b>	<b>\$---</b>	<b>\$---</b>	<b>\$3,140</b>
<b>City of Silver Bay</b>					
Costin Group	12,500	---	---	---	12,500
<b>Total</b>	<b>\$12,500</b>	<b>\$---</b>	<b>\$---</b>	<b>\$---</b>	<b>\$12,500</b>
<b>City of Staples</b>					
Flaherty and Hood, P.A.	6,315	---	---	---	6,315
<b>Total</b>	<b>\$6,315</b>	<b>\$---</b>	<b>\$---</b>	<b>\$---</b>	<b>\$6,315</b>
<b>City of Virginia</b>					
Ronald A. Jerich & Associates	33,000	---	---	---	33,000
<b>Total</b>	<b>\$33,000</b>	<b>\$---</b>	<b>\$---</b>	<b>\$---</b>	<b>\$33,000</b>
<b>City of Waite Park</b>					
Flaherty and Hood, P.A.	15,000	---	---	---	15,000
<b>Total</b>	<b>\$15,000</b>	<b>\$---</b>	<b>\$---</b>	<b>\$---</b>	<b>\$15,000</b>
<b>City of Watertown</b>					
Lockridge, Grindal, and Nauen, PLLP	30,000	---	---	---	30,000
<b>Total</b>	<b>\$30,000</b>	<b>\$---</b>	<b>\$---</b>	<b>\$---</b>	<b>\$30,000</b>
<b>City of Wayzata</b>					
Lockridge, Grindal, and Nauen, PLLP	40,000	---	---	---	40,000
<b>Total</b>	<b>\$40,000</b>	<b>\$---</b>	<b>\$---</b>	<b>\$---</b>	<b>\$40,000</b>
<b>City of Woodbury</b>					
Lockridge, Grindal, and Nauen, PLLP	39,167	---	---	---	39,167
<b>Total</b>	<b>\$39,167</b>	<b>\$---</b>	<b>\$---</b>	<b>\$---</b>	<b>\$39,167</b>

\*Includes costs related to the furtherance of the lobbying effort, such as overhead, administration, research, analysis, and communication.

\*\*Totals may not equal the summed individual entries due to rounding.

\*\*\*Formal name is "McGrann, Shea, Anderson, Carnival, Straughn, and Lamb, Chartered".

**Table 4**  
**2021 Local Government Lobbying Expenditures**  
**Employee and Contract Lobbyists**

<u>Name of Entity</u> <u>Contract or Employee Lobbyists</u>	<u>Amount of</u> <u>Contract</u> <u>and</u> <u>Expenses</u>	<u>Salary and</u> <u>Benefits</u> <u>Related to</u> <u>Lobbying**</u>	<u>Employee</u> <u>Expenses</u> <u>Related to</u> <u>Lobbying</u>	<u>All</u> <u>Other</u> <u>Costs*</u>	<u>Total**</u> <u>Lobbying</u> <u>Expenditures</u>
<b>City of Worthington</b>					
Lewis and Clark	5,340	---	---	---	5,340
<b>Total</b>	<b>\$5,340</b>	<b>\$---</b>	<b>\$---</b>	<b>\$---</b>	<b>\$5,340</b>
<b>Crane Lake Township</b>					
Costin Group	10,000	---	---	---	10,000
<b>Total</b>	<b>\$10,000</b>	<b>\$---</b>	<b>\$---</b>	<b>\$---</b>	<b>\$10,000</b>
<b>Crane Lake Water and Sanitary District</b>					
Costin Group	10,000	---	---	---	10,000
<b>Total</b>	<b>\$10,000</b>	<b>\$---</b>	<b>\$---</b>	<b>\$---</b>	<b>\$10,000</b>
<b>Dakota County</b>					
Administrative/Overhead Costs	---	---	---	245	245
Nathan Hanson	---	17,241	---	---	17,241
Stinson, Leonard, and Street, LLP	84,523	---	---	---	84,523
<b>Total</b>	<b>\$84,523</b>	<b>\$17,241</b>	<b>\$---</b>	<b>\$245</b>	<b>\$102,009</b>
<b>Duluth Seaway Port Authority</b>					
Administrative/Overhead Costs	---	---	---	5,688	5,688
Flaherty and Hood, P.A.	24,034	---	---	---	24,034
<b>Total</b>	<b>\$24,034</b>	<b>\$---</b>	<b>\$---</b>	<b>\$5,688</b>	<b>\$29,722</b>
<b>Greater Northwest Emergency Medical Services, Inc.</b>					
Larkin Hoffman Daly and Lindgren, Ltd.	3,500	---	---	---	3,500
<b>Total</b>	<b>\$3,500</b>	<b>\$---</b>	<b>\$---</b>	<b>\$---</b>	<b>\$3,500</b>
<b>Hennepin County</b>					
Administrative/Overhead Costs	---	---	---	11	11
Wanda Cannon	---	26,006	327	---	26,333
Tara Erickson	35,000	---	---	---	35,000
Brennan Furness	---	38,623	427	---	39,050
Messerli and Kramer	20,000	---	---	---	20,000
Kareem D. Murphy	---	101,643	427	---	102,070
Kirk Pederson	---	36,448	427	---	36,875
Rice, Michels, and Walther, LLP	50,000	---	---	---	50,000
Kaade Wallace	---	38,784	427	---	39,211
Winthrop and Weinstine, P.A.	25,000	---	---	---	25,000
<b>Total</b>	<b>\$130,000</b>	<b>\$241,503</b>	<b>\$2,035</b>	<b>\$11</b>	<b>\$373,549</b>

\*Includes costs related to the furtherance of the lobbying effort, such as overhead, administration, research, analysis, and communication.

\*\*Totals may not equal the summed individual entries due to rounding.

\*\*\*Formal name is "McGrann, Shea, Anderson, Carnival, Straughn, and Lamb, Chartered".

**Table 4**  
**2021 Local Government Lobbying Expenditures**  
**Employee and Contract Lobbyists**

<u>Name of Entity</u> <u>Contract or Employee Lobbyists</u>	<u>Amount of</u> <u>Contract</u> <u>and</u> <u>Expenses</u>	<u>Salary and</u> <u>Benefits</u> <u>Related to</u> <u>Lobbying**</u>	<u>Employee</u> <u>Expenses</u> <u>Related to</u> <u>Lobbying</u>	<u>All</u> <u>Other</u> <u>Costs*</u>	<u>Total**</u> <u>Lobbying</u> <u>Expenditures</u>
<b>I.S.D. # 11 - Anoka-Hennepin</b>					
Amundson Strategies, LLC	54,065	---	---	---	54,065
<b>Total</b>	<b>\$54,065</b>	<b>\$---</b>	<b>\$---</b>	<b>\$---</b>	<b>\$54,065</b>
<b>I.S.D. # 1S - Minneapolis</b>					
Ryan Strack	---	12,847	---	---	12,847
<b>Total</b>	<b>\$---</b>	<b>\$12,847</b>	<b>\$---</b>	<b>\$---</b>	<b>\$12,847</b>
<b>I.S.D. # 279 - Osseo</b>					
Ewald Consulting	21,728	---	---	---	21,728
<b>Total</b>	<b>\$21,728</b>	<b>\$---</b>	<b>\$---</b>	<b>\$---</b>	<b>\$21,728</b>
<b>I.S.D. # 625 - Saint Paul</b>					
Mary Gilbert	81,485	---	---	---	81,485
United Strategies	18,200	---	---	---	18,200
<b>Total</b>	<b>\$99,685</b>	<b>\$---</b>	<b>\$---</b>	<b>\$---</b>	<b>\$99,685</b>
<b>I.S.D. # 709 - Duluth</b>					
Costin Group	36,000	---	---	---	36,000
<b>Total</b>	<b>\$36,000</b>	<b>\$---</b>	<b>\$---</b>	<b>\$---</b>	<b>\$36,000</b>
<b>I.S.D. # 712 - Mountain Iron-Buhl</b>					
Costin Group	13,500	---	---	---	13,500
<b>Total</b>	<b>\$13,500</b>	<b>\$---</b>	<b>\$---</b>	<b>\$---</b>	<b>\$13,500</b>
<b>I.S.D. # 831 - Forest Lake</b>					
Jacobson, Magnuson, Anderson, and Halloran, P.C.	15,000	---	---	---	15,000
<b>Total</b>	<b>\$15,000</b>	<b>\$---</b>	<b>\$---</b>	<b>\$---</b>	<b>\$15,000</b>
<b>Intermediate School District 287</b>					
Ewald Consulting	11,582	---	---	---	11,582
<b>Total</b>	<b>\$11,582</b>	<b>\$---</b>	<b>\$---</b>	<b>\$---</b>	<b>\$11,582</b>
<b>Intermediate School District 917</b>					
Ewald Consulting	11,698	---	---	---	11,698
<b>Total</b>	<b>\$11,698</b>	<b>\$---</b>	<b>\$---</b>	<b>\$---</b>	<b>\$11,698</b>
<b>Lakes Country Service Cooperative</b>					
Capitol Hill Associates	7,273	---	---	---	7,273
Roger Moe	4,892	---	---	---	4,892
<b>Total</b>	<b>\$12,165</b>	<b>\$---</b>	<b>\$---</b>	<b>\$---</b>	<b>\$12,165</b>
<b>Lyon County</b>					
Joel Carlson	26,750	---	---	---	26,750
<b>Total</b>	<b>\$26,750</b>	<b>\$---</b>	<b>\$---</b>	<b>\$---</b>	<b>\$26,750</b>

\*Includes costs related to the furtherance of the lobbying effort, such as overhead, administration, research, analysis, and communication.

\*\*Totals may not equal the summed individual entries due to rounding.

\*\*\*Formal name is "McGrann, Shea, Anderson, Carnival, Straughn, and Lamb, Chartered".

**Table 4**  
**2021 Local Government Lobbying Expenditures**  
**Employee and Contract Lobbyists**

<u>Name of Entity</u> <u>Contract or Employee Lobbyists</u>	<u>Amount of</u> <u>Contract</u> <u>and</u> <u>Expenses</u>	<u>Salary and</u> <u>Benefits</u> <u>Related to</u> <u>Lobbying**</u>	<u>Employee</u> <u>Expenses</u> <u>Related to</u> <u>Lobbying</u>	<u>All</u> <u>Other</u> <u>Costs*</u>	<u>Total**</u> <u>Lobbying</u> <u>Expenditures</u>
<b>Martin County</b>					
Larkin Hoffman Daly and Lindgren, Ltd.	30,000	---	---	---	30,000
<b>Total</b>	<b>\$30,000</b>	<b>\$---</b>	<b>\$---</b>	<b>\$---</b>	<b>\$30,000</b>
<b>Metropolitan Airports Commission</b>					
McGrann, Shea, Anderson, Carnival, Straughn & Lamb***	37,000	---	---	---	37,000
Winthrop and Weinstine, P.A.	37,000	---	---	---	37,000
<b>Total</b>	<b>\$74,000</b>	<b>\$---</b>	<b>\$---</b>	<b>\$---</b>	<b>\$74,000</b>
<b>Metropolitan Council</b>					
Judd Schetnan	---	99,348	---	---	99,348
<b>Total</b>	<b>\$---</b>	<b>\$99,348</b>	<b>\$---</b>	<b>\$---</b>	<b>\$99,348</b>
<b>Metropolitan Educational Cooperative Service Unit</b>					
Capitol Hill Associates	4,469	---	---	---	4,469
National Strategies	3,396	---	---	---	3,396
<b>Total</b>	<b>\$7,865</b>	<b>\$---</b>	<b>\$---</b>	<b>\$---</b>	<b>\$7,865</b>
<b>Metropolitan Emergency Services Board</b>					
Larkin Hoffman Daly and Lindgren, Ltd.	32,833	---	---	---	32,833
<b>Total</b>	<b>\$32,833</b>	<b>\$---</b>	<b>\$---</b>	<b>\$---</b>	<b>\$32,833</b>
<b>Metropolitan Mosquito Control District</b>					
RCS Consulting	20,000	---	---	---	20,000
<b>Total</b>	<b>\$20,000</b>	<b>\$---</b>	<b>\$---</b>	<b>\$---</b>	<b>\$20,000</b>
<b>Mille Lacs County</b>					
Hill Capitol Strategies, Inc.	60,000	---	---	---	60,000
<b>Total</b>	<b>\$60,000</b>	<b>\$---</b>	<b>\$---</b>	<b>\$---</b>	<b>\$60,000</b>
<b>Minneapolis Park and Recreation Board</b>					
Pamela Gokemeijer	---	30,460	---	---	30,460
Rice, Michels, and Walther, LLP	85,000	---	---	---	85,000
Tom Workman	30,000	---	---	---	30,000
<b>Total</b>	<b>\$115,000</b>	<b>\$30,460</b>	<b>\$---</b>	<b>\$---</b>	<b>\$145,460</b>
<b>Minnehaha Creek Watershed District</b>					
Joel Carlson	27,996	---	---	---	27,996
<b>Total</b>	<b>\$27,996</b>	<b>\$---</b>	<b>\$---</b>	<b>\$---</b>	<b>\$27,996</b>
<b>Minnesota Municipal Power Agency</b>					
Stinson, Leonard, and Street, LLP	60,000	---	---	---	60,000
<b>Total</b>	<b>\$60,000</b>	<b>\$---</b>	<b>\$---</b>	<b>\$---</b>	<b>\$60,000</b>

\*Includes costs related to the furtherance of the lobbying effort, such as overhead, administration, research, analysis, and communication.

\*\*Totals may not equal the summed individual entries due to rounding.

\*\*\*Formal name is "McGrann, Shea, Anderson, Carnival, Straughn, and Lamb, Chartered".



**Table 4**  
**2021 Local Government Lobbying Expenditures**  
**Employee and Contract Lobbyists**

<u>Name of Entity</u> <u>Contract or Employee Lobbyists</u>	<u>Amount of</u> <u>Contract</u> <u>and</u> <u>Expenses</u>	<u>Salary and</u> <u>Benefits</u> <u>Related to</u> <u>Lobbying**</u>	<u>Employee</u> <u>Expenses</u> <u>Related to</u> <u>Lobbying</u>	<u>All</u> <u>Other</u> <u>Costs*</u>	<u>Total**</u> <u>Lobbying</u> <u>Expenditures</u>
<b>Minnesota Sports Facilities Authority</b>					
Lockridge, Grindal, and Nauen, PLLP	96,000	---	---	---	96,000
<b>Total</b>	<b>\$96,000</b>	<b>\$---</b>	<b>\$---</b>	<b>\$---</b>	<b>\$96,000</b>
<b>Minnesota Valley Transit Association</b>					
Messerli and Kramer	38,500	---	---	---	38,500
Luther Wynder	---	29,467	---	---	29,467
<b>Total</b>	<b>\$38,500</b>	<b>\$29,467</b>	<b>\$---</b>	<b>\$---</b>	<b>\$67,967</b>
<b>Northeast Service Cooperative</b>					
Capitol Hill Associates	9,383	---	---	---	9,383
National Strategies	6,453	---	---	---	6,453
<b>Total</b>	<b>\$15,836</b>	<b>\$---</b>	<b>\$---</b>	<b>\$---</b>	<b>\$15,836</b>
<b>Northern Lights Express</b>					
Costin Group	12,000	---	---	---	12,000
<b>Total</b>	<b>\$12,000</b>	<b>\$---</b>	<b>\$---</b>	<b>\$---</b>	<b>\$12,000</b>
<b>Northwest Service Cooperative</b>					
Capitol Hill Associates	9,329	---	---	---	9,329
National Strategies	6,399	---	---	---	6,399
<b>Total</b>	<b>\$15,728</b>	<b>\$---</b>	<b>\$---</b>	<b>\$---</b>	<b>\$15,728</b>
<b>Olmsted County</b>					
Jennifer Berquam	---	77,163	4,752	---	81,915
<b>Total</b>	<b>\$---</b>	<b>\$77,163</b>	<b>\$4,752</b>	<b>\$---</b>	<b>\$81,915</b>
<b>Otter Tail County</b>					
MN Tourism Growth Coalition	1,000	---	---	---	1,000
Psick Capitol Solutions	36,000	---	---	---	36,000
<b>Total</b>	<b>\$37,000</b>	<b>\$---</b>	<b>\$---</b>	<b>\$---</b>	<b>\$37,000</b>
<b>Ramsey County</b>					
Administrative/Overhead Costs	---	---	---	700	700
Melissa Finnegan	---	63,414	---	---	63,414
Goff Public	64,350	---	---	---	64,350
MZA + Co.	10,000	---	---	---	10,000
Jennifer O'Rourke	---	73,487	---	---	73,487
<b>Total</b>	<b>\$74,350</b>	<b>\$136,901</b>	<b>\$---</b>	<b>\$700</b>	<b>\$211,951</b>
<b>Resource Training and Solutions</b>					
Capitol Hill Associates	8,241	---	---	---	8,241

\*Includes costs related to the furtherance of the lobbying effort, such as overhead, administration, research, analysis, and communication.

\*\*Totals may not equal the summed individual entries due to rounding.

\*\*\*Formal name is "McGrann, Shea, Anderson, Carnival, Straughn, and Lamb, Chartered".

**Table 4**  
**2021 Local Government Lobbying Expenditures**  
**Employee and Contract Lobbyists**

<u>Name of Entity</u> <u>Contract or Employee Lobbyists</u>	<u>Amount of</u> <u>Contract</u> <u>and</u> <u>Expenses</u>	<u>Salary and</u> <u>Benefits</u> <u>Related to</u> <u>Lobbying**</u>	<u>Employee</u> <u>Expenses</u> <u>Related to</u> <u>Lobbying</u>	<u>All</u> <u>Other</u> <u>Costs*</u>	<u>Total**</u> <u>Lobbying</u> <u>Expenditures</u>
<b>Resource Training and Solutions (Continued)</b>					
National Strategies	6,296	---	---	---	6,296
<b>Total</b>	<b>\$14,537</b>	<b>\$---</b>	<b>\$---</b>	<b>\$---</b>	<b>\$14,537</b>
<b>Saint Louis and Lake Counties Regional Railroad Authority</b>					
Costin Group	48,000	---	---	---	48,000
<b>Total</b>	<b>\$48,000</b>	<b>\$---</b>	<b>\$---</b>	<b>\$---</b>	<b>\$48,000</b>
<b>Saint Louis County</b>					
Chris DeLaForest	33,000	---	---	---	33,000
Costin Group	17,500	---	---	---	17,500
Henry Erdman	43,500	---	---	---	43,500
John Ongaro	---	107,183	---	---	107,183
<b>Total</b>	<b>\$94,000</b>	<b>\$107,183</b>	<b>\$---</b>	<b>\$---</b>	<b>\$201,183</b>
<b>Saint Paul Port Authority</b>					
United Strategies	30,800	---	---	---	30,800
<b>Total</b>	<b>\$30,800</b>	<b>\$---</b>	<b>\$---</b>	<b>\$---</b>	<b>\$30,800</b>
<b>Scott County</b>					
Perry Mulcrone	---	71,726	94	---	71,820
Claire Robling	---	22,129	104	---	22,233
<b>Total</b>	<b>\$---</b>	<b>\$93,855</b>	<b>\$198</b>	<b>\$---</b>	<b>\$94,053</b>
<b>Shell Rock River Watershed District</b>					
Administrative/Overhead Costs	---	---	---	16,587	16,587
Judy Erickson	35,064	---	---	---	35,064
Andy Henschel	---	15,087	1,500	---	16,587
<b>Total</b>	<b>\$35,064</b>	<b>\$15,087</b>	<b>\$1,500</b>	<b>\$16,587</b>	<b>\$68,238</b>
<b>Sherburne County</b>					
David Turch and Associates	48,000	---	---	---	48,000
Lockridge, Grindal, and Nauen, PLLP	47,000	---	---	---	47,000
<b>Total</b>	<b>\$95,000</b>	<b>\$---</b>	<b>\$---</b>	<b>\$---</b>	<b>\$95,000</b>
<b>South Central Service Cooperative</b>					
Capitol Hill Associates	9,652	---	---	---	9,652
National Strategies	6,562	---	---	---	6,562
<b>Total</b>	<b>\$16,214</b>	<b>\$---</b>	<b>\$---</b>	<b>\$---</b>	<b>\$16,214</b>
<b>Southeast Service Cooperative</b>					
Capitol Hill Associates	9,612	---	---	---	9,612
National Strategies	6,494	---	---	---	6,494
<b>Total</b>	<b>\$16,106</b>	<b>\$---</b>	<b>\$---</b>	<b>\$---</b>	<b>\$16,106</b>

\*Includes costs related to the furtherance of the lobbying effort, such as overhead, administration, research, analysis, and communication.

\*\*Totals may not equal the summed individual entries due to rounding.

\*\*\*Formal name is "McGrann, Shea, Anderson, Carnival, Straughn, and Lamb, Chartered".

**Table 4**  
**2021 Local Government Lobbying Expenditures**  
**Employee and Contract Lobbyists**

<u>Name of Entity</u> <u>Contract or Employee Lobbyists</u>	<u>Amount of</u> <u>Contract</u> <u>and</u> <u>Expenses</u>	<u>Salary and</u> <u>Benefits</u> <u>Related to</u> <u>Lobbying**</u>	<u>Employee</u> <u>Expenses</u> <u>Related to</u> <u>Lobbying</u>	<u>All</u> <u>Other</u> <u>Costs*</u>	<u>Total**</u> <u>Lobbying</u> <u>Expenditures</u>
<b>Southeastern Minnesota Emergency Medical Services Joint Powers Board</b>					
Larkin Hoffman Daly and Lindgren, Ltd.	3,500	---	---	---	3,500
<b>Total</b>	<b>\$3,500</b>	<b>\$---</b>	<b>\$---</b>	<b>\$---</b>	<b>\$3,500</b>
<b>Southern Minnesota Municipal Power Agency</b>					
McGrann, Shea, Anderson, Carnival, Straughn & Lamb***	48,089	---	---	---	48,089
Christopher Schoenherr	---	36,155	825	---	36,980
<b>Total</b>	<b>\$48,089</b>	<b>\$36,155</b>	<b>\$825</b>	<b>\$---</b>	<b>\$85,069</b>
<b>Southwest - West Central Service Cooperative</b>					
Capitol Hill Associates	10,460	---	---	---	10,460
National Strategies	6,777	---	---	---	6,777
<b>Total</b>	<b>\$17,237</b>	<b>\$---</b>	<b>\$---</b>	<b>\$---</b>	<b>\$17,237</b>
<b>Stearns County</b>					
David Turch and Associates	48,000	---	---	---	48,000
<b>Total</b>	<b>\$48,000</b>	<b>\$---</b>	<b>\$---</b>	<b>\$---</b>	<b>\$48,000</b>
<b>Three Rivers Park District</b>					
Larkin Hoffman Daly and Lindgren, Ltd.	39,999	---	---	---	39,999
<b>Total</b>	<b>\$39,999</b>	<b>\$---</b>	<b>\$---</b>	<b>\$---</b>	<b>\$39,999</b>
<b>Voyageurs National Park Clean Water Conservation Board</b>					
Costin Group	23,250	---	---	---	23,250
<b>Total</b>	<b>\$23,250</b>	<b>\$---</b>	<b>\$---</b>	<b>\$---</b>	<b>\$23,250</b>
<b>Washington County</b>					
Larkin Hoffman Daly and Lindgren, Ltd.	48,000	---	---	---	48,000
<b>Total</b>	<b>\$48,000</b>	<b>\$---</b>	<b>\$---</b>	<b>\$---</b>	<b>\$48,000</b>
<b>Watsonwan County</b>					
Larson, Daniel Joseph	2,300	---	---	---	2,300
<b>Total</b>	<b>\$2,300</b>	<b>\$---</b>	<b>\$---</b>	<b>\$---</b>	<b>\$2,300</b>
<b>West Central Minnesota Emergency Medical Services Corporation</b>					
Larkin Hoffman Daly and Lindgren, Ltd.	3,500	---	---	---	3,500
<b>Total</b>	<b>\$3,500</b>	<b>\$---</b>	<b>\$---</b>	<b>\$---</b>	<b>\$3,500</b>
<b>Western Lake Superior Sanitary District</b>					
Faegre Baker Daniels, LLP	52,000	---	---	---	52,000
<b>Total</b>	<b>\$52,000</b>	<b>\$---</b>	<b>\$---</b>	<b>\$---</b>	<b>\$52,000</b>

\*Includes costs related to the furtherance of the lobbying effort, such as overhead, administration, research, analysis, and communication.

\*\*Totals may not equal the summed individual entries due to rounding.

\*\*\*Formal name is "McGrann, Shea, Anderson, Carnival, Straughn, and Lamb, Chartered".

**Table 4**  
**2021 Local Government Lobbying Expenditures**  
**Employee and Contract Lobbyists**

<u>Name of Entity</u> <u>Contract or Employee Lobbyists</u>	<u>Amount of</u> <u>Contract</u> <u>and</u> <u>Expenses</u>	<u>Salary and</u> <u>Benefits</u> <u>Related to</u> <u>Lobbying**</u>	<u>Employee</u> <u>Expenses</u> <u>Related to</u> <u>Lobbying</u>	<u>All</u> <u>Other</u> <u>Costs*</u>	<u>Total**</u> <u>Lobbying</u> <u>Expenditures</u>
<b>Wright County</b>					
Flaherty and Hood, P.A.	72,640	---	---	---	72,640
<b>Total</b>	<u>\$72,640</u>	<u>\$---</u>	<u>\$---</u>	<u>\$---</u>	<u>\$72,640</u>
<b>Total for All Entities</b>	<u><u>\$3,719,081</u></u>	<u><u>\$1,715,120</u></u>	<u><u>\$12,661</u></u>	<u><u>\$49,095</u></u>	<u><u>\$5,495,957</u></u>

\*Includes costs related to the furtherance of the lobbying effort, such as overhead, administration, research, analysis, and communication.

\*\*Totals may not equal the summed individual entries due to rounding.

\*\*\*Formal name is "McGrann, Shea, Anderson, Carnival, Straughn, and Lamb, Chartered".

**Table 5**  
**2021 Lobbying Expenditures Paid With Association Dues**  
**Listed by Entity**

Name of Entity (County) Association Name	Total Local Government Dues	Proportion of Dues Used for Lobbying	Total Dues Used for Lobbying
<b>Aastad Township (Otter Tail)</b>			
Minnesota Association of Townships	332	10.3%	34
<b>Total for Entity</b>	<b>\$332</b>		<b>\$34</b>
<b>Acoma Township (McLeod)</b>			
Minnesota Association of Townships	765	10.3%	79
<b>Total for Entity</b>	<b>\$765</b>		<b>\$79</b>
<b>Acton Township (Meeker)</b>			
Minnesota Association of Townships	456	10.3%	47
<b>Total for Entity</b>	<b>\$456</b>		<b>\$47</b>
<b>Adams Township (Mower)</b>			
Minnesota Association of Townships	487	10.3%	50
<b>Total for Entity</b>	<b>\$487</b>		<b>\$50</b>
<b>Adrian Township (Watonwan)</b>			
Minnesota Association of Townships	312	10.3%	32
<b>Total for Entity</b>	<b>\$312</b>		<b>\$32</b>
<b>Aetna Township (Pipestone)</b>			
Minnesota Association of Townships	330	10.3%	34
<b>Total for Entity</b>	<b>\$330</b>		<b>\$34</b>
<b>Agassiz Township (Lac qui Parle)</b>			
Minnesota Association of Townships	300	10.3%	31
<b>Total for Entity</b>	<b>\$300</b>		<b>\$31</b>
<b>Agder Township (Marshall)</b>			
Minnesota Association of Townships	306	10.3%	32
<b>Total for Entity</b>	<b>\$306</b>		<b>\$32</b>
<b>Agram Township (Morrison)</b>			
Minnesota Association of Townships	528	10.3%	54
<b>Total for Entity</b>	<b>\$528</b>		<b>\$54</b>
<b>Aitkin County</b>			
Arrowhead Counties Association	2,750	85.0%	2,338
Association of Minnesota Counties	10,696	17.0%	1,818
Minnesota Rural Counties Caucus	2,300	43.0%	989
<b>Total for Entity</b>	<b>\$15,746</b>		<b>\$5,145</b>

**Table 5**  
**2021 Lobbying Expenditures Paid With Association Dues**  
**Listed by Entity**

Name of Entity (County) Association Name	Total Local Government Dues	Proportion of Dues Used for Lobbying	Total Dues Used for Lobbying
<b>Aitkin County Soil and Water Conservation District</b>			
Minnesota Association of Soil and Water Conservation Districts	3,380	15.0%	507
<b>Total for Entity</b>	<b>\$3,380</b>		<b>\$507</b>
<b>Aitkin Township (Aitkin)</b>			
Minnesota Association of Townships	615	10.3%	63
<b>Total for Entity</b>	<b>\$615</b>		<b>\$63</b>
<b>Akeley Township (Hubbard)</b>			
Minnesota Association of Townships	523	10.3%	54
<b>Total for Entity</b>	<b>\$523</b>		<b>\$54</b>
<b>Akron Township (Big Stone)</b>			
Minnesota Association of Townships	318	10.3%	33
<b>Total for Entity</b>	<b>\$318</b>		<b>\$33</b>
<b>Akron Township (Wilkin)</b>			
Minnesota Association of Townships	306	10.3%	32
<b>Total for Entity</b>	<b>\$306</b>		<b>\$32</b>
<b>Alango Township (Saint Louis)</b>			
Minnesota Association of Townships	346	10.3%	36
<b>Total for Entity</b>	<b>\$346</b>		<b>\$36</b>
<b>Alaska Township (Beltrami)</b>			
Minnesota Association of Townships	344	10.3%	35
<b>Total for Entity</b>	<b>\$344</b>		<b>\$35</b>
<b>Alba Township (Jackson)</b>			
Minnesota Association of Townships	317	10.3%	33
<b>Total for Entity</b>	<b>\$317</b>		<b>\$33</b>
<b>Albany Township (Stearns)</b>			
Minnesota Association of Townships	758	10.3%	78
<b>Total for Entity</b>	<b>\$758</b>		<b>\$78</b>
<b>Albert Lea Township (Freeborn)</b>			
League of Minnesota Cities	814	11.0%	90
Minnesota Association of Townships	527	10.3%	54
<b>Total for Entity</b>	<b>\$1,341</b>		<b>\$144</b>

**Table 5**  
**2021 Lobbying Expenditures Paid With Association Dues**  
**Listed by Entity**

Name of Entity (County) Association Name	Total Local Government Dues	Proportion of Dues Used for Lobbying	Total Dues Used for Lobbying
<b>Alberta Township (Benton)</b>			
Minnesota Association of Townships	618	10.3%	64
<b>Total for Entity</b>	<b>\$618</b>		<b>\$64</b>
<b>Albin Township (Brown)</b>			
Minnesota Association of Townships	444	10.3%	46
<b>Total for Entity</b>	<b>\$444</b>		<b>\$46</b>
<b>Albion Township (Wright)</b>			
Minnesota Association of Townships	839	10.3%	86
<b>Total for Entity</b>	<b>\$839</b>		<b>\$86</b>
<b>Alborn Township (Saint Louis)</b>			
Minnesota Association of Townships	490	10.3%	50
<b>Total for Entity</b>	<b>\$490</b>		<b>\$50</b>
<b>Alden Township (Freeborn)</b>			
Minnesota Association of Townships	429	10.3%	44
<b>Total for Entity</b>	<b>\$429</b>		<b>\$44</b>
<b>Alden Township (Saint Louis)</b>			
Minnesota Association of Townships	339	10.3%	35
<b>Total for Entity</b>	<b>\$339</b>		<b>\$35</b>
<b>Aldrich Township (Wadena)</b>			
Minnesota Association of Townships	472	10.3%	49
<b>Total for Entity</b>	<b>\$472</b>		<b>\$49</b>
<b>Alexandria Lake Area Sanitary District</b>			
League of Minnesota Cities	2,045	11.0%	225
Minnesota Environmental Science and Economic Review Board	9,360	12.2%	1,142
<b>Total for Entity</b>	<b>\$11,405</b>		<b>\$1,367</b>
<b>Alexandria Township (Douglas)</b>			
Minnesota Association of Townships	1,335	10.3%	138
<b>Total for Entity</b>	<b>\$1,335</b>		<b>\$138</b>
<b>Alfsborg Township (Sibley)</b>			
Minnesota Association of Townships	442	10.3%	46
<b>Total for Entity</b>	<b>\$442</b>		<b>\$46</b>

**Table 5**  
**2021 Lobbying Expenditures Paid With Association Dues**  
**Listed by Entity**

Name of Entity (County) Association Name	Total Local Government Dues	Proportion of Dues Used for Lobbying	Total Dues Used for Lobbying
<b>Alliance Township (Clay)</b>			
Minnesota Association of Townships	346	10.3%	36
<b>Total for Entity</b>	<b>\$346</b>		<b>\$36</b>
<b>Alma Township (Marshall)</b>			
Minnesota Association of Townships	294	10.3%	30
<b>Total for Entity</b>	<b>\$294</b>		<b>\$30</b>
<b>Almond Township (Big Stone)</b>			
Minnesota Association of Townships	300	10.3%	31
<b>Total for Entity</b>	<b>\$300</b>		<b>\$31</b>
<b>Alta Vista Township (Lincoln)</b>			
Minnesota Association of Townships	324	10.3%	33
<b>Total for Entity</b>	<b>\$324</b>		<b>\$33</b>
<b>Alton Township (Waseca)</b>			
Minnesota Association of Townships	474	10.3%	49
<b>Total for Entity</b>	<b>\$474</b>		<b>\$49</b>
<b>Altona Township (Pipestone)</b>			
Minnesota Association of Townships	315	10.3%	32
<b>Total for Entity</b>	<b>\$315</b>		<b>\$32</b>
<b>Alvwood Township (Itasca)</b>			
Minnesota Association of Townships	282	10.3%	29
<b>Total for Entity</b>	<b>\$282</b>		<b>\$29</b>
<b>Amador Township (Chisago)</b>			
Minnesota Association of Townships	633	10.3%	65
<b>Total for Entity</b>	<b>\$633</b>		<b>\$65</b>
<b>Amboy Township (Cottonwood)</b>			
Minnesota Association of Townships	317	10.3%	33
<b>Total for Entity</b>	<b>\$317</b>		<b>\$33</b>
<b>Amherst Township (Fillmore)</b>			
Minnesota Association of Townships	465	10.3%	48
<b>Total for Entity</b>	<b>\$465</b>		<b>\$48</b>



**Table 5**  
**2021 Lobbying Expenditures Paid With Association Dues**  
**Listed by Entity**

Name of Entity (County) Association Name	Total Local Government Dues	Proportion of Dues Used for Lobbying	Total Dues Used for Lobbying
<b>Amiret Township (Lyon)</b>			
Minnesota Association of Townships	342	10.3%	35
<b>Total for Entity</b>	<b>\$342</b>		<b>\$35</b>
<b>Amo Township (Cottonwood)</b>			
Minnesota Association of Townships	310	10.3%	32
<b>Total for Entity</b>	<b>\$310</b>		<b>\$32</b>
<b>Amor Township (Otter Tail)</b>			
Minnesota Association of Townships	483	10.3%	50
<b>Total for Entity</b>	<b>\$483</b>		<b>\$50</b>
<b>Andover Township (Polk)</b>			
Minnesota Association of Townships	306	10.3%	32
<b>Total for Entity</b>	<b>\$306</b>		<b>\$32</b>
<b>Andrea Township (Wilkin)</b>			
Minnesota Association of Townships	293	10.3%	30
<b>Total for Entity</b>	<b>\$293</b>		<b>\$30</b>
<b>Angora Township (Saint Louis)</b>			
Minnesota Association of Townships	343	10.3%	35
<b>Total for Entity</b>	<b>\$343</b>		<b>\$35</b>
<b>Angus Township (Polk)</b>			
Minnesota Association of Townships	292	10.3%	30
<b>Total for Entity</b>	<b>\$292</b>		<b>\$30</b>
<b>Ann Lake Township (Kanabec)</b>			
Minnesota Association of Townships	482	10.3%	50
<b>Total for Entity</b>	<b>\$482</b>		<b>\$50</b>
<b>Ann Township (Cottonwood)</b>			
Minnesota Association of Townships	318	10.3%	33
<b>Total for Entity</b>	<b>\$318</b>		<b>\$33</b>
<b>Anoka County</b>			
Association of Minnesota Counties	53,754	17.0%	9,138
<b>Total for Entity</b>	<b>\$53,754</b>		<b>\$9,138</b>

**Table 5**  
**2021 Lobbying Expenditures Paid With Association Dues**  
**Listed by Entity**

Name of Entity (County) Association Name	Total Local Government Dues	Proportion of Dues Used for Lobbying	Total Dues Used for Lobbying
<b>Anoka Housing and Redevelopment Authority</b>			
League of Minnesota Cities	2,045	11.0%	225
<b>Total for Entity</b>	<b>\$2,045</b>		<b>\$225</b>
<b>Anoka Soil and Water Conservation District</b>			
League of Minnesota Cities	2,045	11.0%	225
Minnesota Association of Soil and Water Conservation Districts	5,099	15.0%	765
<b>Total for Entity</b>	<b>\$7,144</b>		<b>\$990</b>
<b>Ansel Township (Cass)</b>			
Minnesota Association of Townships	301	10.3%	31
<b>Total for Entity</b>	<b>\$301</b>		<b>\$31</b>
<b>Anthony Township (Norman)</b>			
Minnesota Association of Townships	286	10.3%	29
<b>Total for Entity</b>	<b>\$286</b>		<b>\$29</b>
<b>Antrim Township (Watonwan)</b>			
Minnesota Association of Townships	342	10.3%	35
<b>Total for Entity</b>	<b>\$342</b>		<b>\$35</b>
<b>Appleton Township (Swift)</b>			
Minnesota Association of Townships	334	10.3%	34
<b>Total for Entity</b>	<b>\$334</b>		<b>\$34</b>
<b>Arago Township (Hubbard)</b>			
Minnesota Association of Townships	544	10.3%	56
<b>Total for Entity</b>	<b>\$544</b>		<b>\$56</b>
<b>Arbo Township (Itasca)</b>			
Minnesota Association of Townships	616	10.3%	63
<b>Total for Entity</b>	<b>\$616</b>		<b>\$63</b>
<b>Arctander Township (Kandiyohi)</b>			
Minnesota Association of Townships	459	10.3%	47
<b>Total for Entity</b>	<b>\$459</b>		<b>\$47</b>
<b>Ardenhurst Township (Itasca)</b>			
Minnesota Association of Townships	322	10.3%	33
<b>Total for Entity</b>	<b>\$322</b>		<b>\$33</b>

**Table 5**  
**2021 Lobbying Expenditures Paid With Association Dues**  
**Listed by Entity**

Name of Entity (County) Association Name	Total Local Government Dues	Proportion of Dues Used for Lobbying	Total Dues Used for Lobbying
<b>Area Special Education Cooperative - # 997</b>			
Minnesota Rural Education Association	540	36.3%	196
<b>Total for Entity</b>	<b>\$540</b>		<b>\$196</b>
<b>Arena Township (Lac qui Parle)</b>			
Minnesota Association of Townships	306	10.3%	32
<b>Total for Entity</b>	<b>\$306</b>		<b>\$32</b>
<b>Arendahl Township (Fillmore)</b>			
Minnesota Association of Townships	450	10.3%	46
<b>Total for Entity</b>	<b>\$450</b>		<b>\$46</b>
<b>Arlington Township (Sibley)</b>			
Minnesota Association of Townships	505	10.3%	52
<b>Total for Entity</b>	<b>\$505</b>		<b>\$52</b>
<b>Arlone Township (Pine)</b>			
Minnesota Association of Townships	447	10.3%	46
<b>Total for Entity</b>	<b>\$447</b>		<b>\$46</b>
<b>Arna Township (Pine)</b>			
Minnesota Association of Townships	306	10.3%	32
<b>Total for Entity</b>	<b>\$306</b>		<b>\$32</b>
<b>Arrowhead Township (Saint Louis)</b>			
Minnesota Association of Townships	334	10.3%	34
<b>Total for Entity</b>	<b>\$334</b>		<b>\$34</b>
<b>Arthur Township (Kanabec)</b>			
Minnesota Association of Townships	1,002	10.3%	103
<b>Total for Entity</b>	<b>\$1,002</b>		<b>\$103</b>
<b>Arthur Township (Traverse)</b>			
Minnesota Association of Townships	291	10.3%	30
<b>Total for Entity</b>	<b>\$291</b>		<b>\$30</b>
<b>Artichoke Township (Big Stone)</b>			
Minnesota Association of Townships	294	10.3%	30
<b>Total for Entity</b>	<b>\$294</b>		<b>\$30</b>

**Table 5**  
**2021 Lobbying Expenditures Paid With Association Dues**  
**Listed by Entity**

Name of Entity (County) Association Name	Total Local Government Dues	Proportion of Dues Used for Lobbying	Total Dues Used for Lobbying
<b>Arveson Township (Kittson)</b>			
Minnesota Association of Townships	300	10.3%	31
<b>Total for Entity</b>	<b>\$300</b>		<b>\$31</b>
<b>Ash Lake Township (Lincoln)</b>			
Minnesota Association of Townships	313	10.3%	32
<b>Total for Entity</b>	<b>\$313</b>		<b>\$32</b>
<b>Ashland Township (Dodge)</b>			
Minnesota Association of Townships	437	10.3%	45
<b>Total for Entity</b>	<b>\$437</b>		<b>\$45</b>
<b>Ashley Township (Stearns)</b>			
Minnesota Association of Townships	430	10.3%	44
<b>Total for Entity</b>	<b>\$430</b>		<b>\$44</b>
<b>Athens Township (Isanti)</b>			
Minnesota Association of Townships	1,104	10.3%	114
<b>Total for Entity</b>	<b>\$1,104</b>		<b>\$114</b>
<b>Atherton Township (Wilkin)</b>			
Minnesota Association of Townships	319	10.3%	33
<b>Total for Entity</b>	<b>\$319</b>		<b>\$33</b>
<b>Atkinson Township (Carlton)</b>			
Minnesota Association of Townships	475	10.3%	49
<b>Total for Entity</b>	<b>\$475</b>		<b>\$49</b>
<b>Atlanta Township (Becker)</b>			
Minnesota Association of Townships	308	10.3%	32
<b>Total for Entity</b>	<b>\$308</b>		<b>\$32</b>
<b>Audubon Township (Becker)</b>			
Minnesota Association of Townships	540	10.3%	56
<b>Total for Entity</b>	<b>\$540</b>		<b>\$56</b>
<b>Augsburg Township (Marshall)</b>			
Minnesota Association of Townships	290	10.3%	30
<b>Total for Entity</b>	<b>\$290</b>		<b>\$30</b>

**Table 5**  
**2021 Lobbying Expenditures Paid With Association Dues**  
**Listed by Entity**

Name of Entity (County) Association Name	Total Local Government Dues	Proportion of Dues Used for Lobbying	Total Dues Used for Lobbying
<b>Augusta Township (Lac qui Parle)</b>			
Minnesota Association of Townships	299	10.3%	31
<b>Total for Entity</b>	<b>\$299</b>		<b>\$31</b>
<b>Ault Township (Saint Louis)</b>			
Minnesota Association of Townships	306	10.3%	32
<b>Total for Entity</b>	<b>\$306</b>		<b>\$32</b>
<b>Aurdal Township (Otter Tail)</b>			
Minnesota Association of Townships	892	10.3%	92
<b>Total for Entity</b>	<b>\$892</b>		<b>\$92</b>
<b>Aurora Township (Steele)</b>			
Minnesota Association of Townships	515	10.3%	53
<b>Total for Entity</b>	<b>\$515</b>		<b>\$53</b>
<b>Austin Township (Mower)</b>			
Minnesota Association of Townships	613	10.3%	63
<b>Total for Entity</b>	<b>\$613</b>		<b>\$63</b>
<b>Automba Township (Carlton)</b>			
Minnesota Association of Townships	317	10.3%	33
<b>Total for Entity</b>	<b>\$317</b>		<b>\$33</b>
<b>Avon Township (Stearns)</b>			
Minnesota Association of Townships	1,162	10.3%	120
<b>Total for Entity</b>	<b>\$1,162</b>		<b>\$120</b>
<b>Badger Township (Polk)</b>			
Minnesota Association of Townships	307	10.3%	32
<b>Total for Entity</b>	<b>\$307</b>		<b>\$32</b>
<b>Badoura Township (Hubbard)</b>			
Minnesota Association of Townships	314	10.3%	32
<b>Total for Entity</b>	<b>\$314</b>		<b>\$32</b>
<b>Baker Township (Stevens)</b>			
Minnesota Association of Townships	303	10.3%	31
<b>Total for Entity</b>	<b>\$303</b>		<b>\$31</b>

**Table 5**  
**2021 Lobbying Expenditures Paid With Association Dues**  
**Listed by Entity**

Name of Entity (County) Association Name	Total Local Government Dues	Proportion of Dues Used for Lobbying	Total Dues Used for Lobbying
<b>Baldwin Township (Sherburne)</b>			
Minnesota Association of Townships	2,711	10.3%	279
<b>Total for Entity</b>	<b>\$2,711</b>		<b>\$279</b>
<b>Balkan Township (Saint Louis)</b>			
Minnesota Association of Townships	602	10.3%	62
Range Association of Municipalities and Schools	300	75.1%	225
<b>Total for Entity</b>	<b>\$902</b>		<b>\$287</b>
<b>Ball Bluff Township (Aitkin)</b>			
Minnesota Association of Townships	424	10.3%	44
<b>Total for Entity</b>	<b>\$424</b>		<b>\$44</b>
<b>Balsam Township (Aitkin)</b>			
Minnesota Association of Townships	282	10.3%	29
<b>Total for Entity</b>	<b>\$282</b>		<b>\$29</b>
<b>Balsam Township (Itasca)</b>			
Minnesota Association of Townships	512	10.3%	53
<b>Total for Entity</b>	<b>\$512</b>		<b>\$53</b>
<b>Bancroft Township (Freeborn)</b>			
Minnesota Association of Townships	600	10.3%	62
<b>Total for Entity</b>	<b>\$600</b>		<b>\$62</b>
<b>Bandon Township (Renville)</b>			
Minnesota Association of Townships	318	10.3%	33
<b>Total for Entity</b>	<b>\$318</b>		<b>\$33</b>
<b>Bangor Township (Pope)</b>			
Minnesota Association of Townships	332	10.3%	34
<b>Total for Entity</b>	<b>\$332</b>		<b>\$34</b>
<b>Banning Junction Area Water and Sanitary Sewer District</b>			
League of Minnesota Cities	2,045	11.0%	225
<b>Total for Entity</b>	<b>\$2,045</b>		<b>\$225</b>
<b>Barber Township (Faribault)</b>			
Minnesota Association of Townships	341	10.3%	35
<b>Total for Entity</b>	<b>\$341</b>		<b>\$35</b>

**Table 5**  
**2021 Lobbying Expenditures Paid With Association Dues**  
**Listed by Entity**

Name of Entity (County) Association Name	Total Local Government Dues	Proportion of Dues Used for Lobbying	Total Dues Used for Lobbying
<b>Barclay Township (Cass)</b>			
Minnesota Association of Townships	525	10.3%	54
<b>Total for Entity</b>	<b>\$525</b>		<b>\$54</b>
<b>Barnesville Township (Clay)</b>			
Minnesota Association of Townships	321	10.3%	33
<b>Total for Entity</b>	<b>\$321</b>		<b>\$33</b>
<b>Barnett Township (Roseau)</b>			
Minnesota Association of Townships	309	10.3%	32
<b>Total for Entity</b>	<b>\$309</b>		<b>\$32</b>
<b>Barnum Township (Carlton)</b>			
Minnesota Association of Townships	753	10.3%	78
<b>Total for Entity</b>	<b>\$753</b>		<b>\$78</b>
<b>Barry Township (Pine)</b>			
Minnesota Association of Townships	520	10.3%	54
<b>Total for Entity</b>	<b>\$520</b>		<b>\$54</b>
<b>Barsness Township (Pope)</b>			
Minnesota Association of Townships	315	10.3%	32
<b>Total for Entity</b>	<b>\$315</b>		<b>\$32</b>
<b>Bartlett Township (Todd)</b>			
Minnesota Association of Townships	483	10.3%	50
<b>Total for Entity</b>	<b>\$483</b>		<b>\$50</b>
<b>Barto Township (Roseau)</b>			
Minnesota Association of Townships	308	10.3%	32
<b>Total for Entity</b>	<b>\$308</b>		<b>\$32</b>
<b>Bashaw Township (Brown)</b>			
Minnesota Association of Townships	342	10.3%	35
<b>Total for Entity</b>	<b>\$342</b>		<b>\$35</b>
<b>Bassett Creek Water Management Commission</b>			
Minnesota Association of Watershed Districts	3,750	33.4%	1,252
<b>Total for Entity</b>	<b>\$3,750</b>		<b>\$1,252</b>

**Table 5**  
**2021 Lobbying Expenditures Paid With Association Dues**  
**Listed by Entity**

Name of Entity (County) Association Name	Total Local Government Dues	Proportion of Dues Used for Lobbying	Total Dues Used for Lobbying
<b>Bassett Township (Saint Louis)</b>			
Minnesota Association of Townships	285	10.3%	29
<b>Total for Entity</b>	<b>\$285</b>		<b>\$29</b>
<b>Bath Township (Freeborn)</b>			
Minnesota Association of Townships	469	10.3%	48
<b>Total for Entity</b>	<b>\$469</b>		<b>\$48</b>
<b>Battle Plain Township (Rock)</b>			
Minnesota Association of Townships	326	10.3%	34
<b>Total for Entity</b>	<b>\$326</b>		<b>\$34</b>
<b>Battle Township (Beltrami)</b>			
Minnesota Association of Townships	287	10.3%	30
<b>Total for Entity</b>	<b>\$287</b>		<b>\$30</b>
<b>Baxter Township (Lac qui Parle)</b>			
Minnesota Association of Townships	327	10.3%	34
<b>Total for Entity</b>	<b>\$327</b>		<b>\$34</b>
<b>Bay Lake Township (Crow Wing)</b>			
Minnesota Association of Townships	641	10.3%	66
<b>Total for Entity</b>	<b>\$641</b>		<b>\$66</b>
<b>Baytown Township (Washington)</b>			
Minnesota Association of Townships	1,038	10.3%	107
<b>Total for Entity</b>	<b>\$1,038</b>		<b>\$107</b>
<b>Bear Creek Township (Clearwater)</b>			
Minnesota Association of Townships	305	10.3%	31
<b>Total for Entity</b>	<b>\$305</b>		<b>\$31</b>
<b>Bear Park Township (Norman)</b>			
Minnesota Association of Townships	326	10.3%	34
<b>Total for Entity</b>	<b>\$326</b>		<b>\$34</b>
<b>Bearville Township (Itasca)</b>			
Minnesota Association of Townships	333	10.3%	34
<b>Total for Entity</b>	<b>\$333</b>		<b>\$34</b>



**Table 5**  
**2021 Lobbying Expenditures Paid With Association Dues**  
**Listed by Entity**

Name of Entity (County) Association Name	Total Local Government Dues	Proportion of Dues Used for Lobbying	Total Dues Used for Lobbying
<b>Beatty Township (Saint Louis)</b>			
Minnesota Association of Townships	450	10.3%	46
<b>Total for Entity</b>	<b>\$450</b>		<b>\$46</b>
<b>Beauford Township (Blue Earth)</b>			
Minnesota Association of Townships	459	10.3%	47
<b>Total for Entity</b>	<b>\$459</b>		<b>\$47</b>
<b>Beaulieu Township (Mahnomon)</b>			
Minnesota Association of Townships	302	10.3%	31
<b>Total for Entity</b>	<b>\$302</b>		<b>\$31</b>
<b>Beaver Bay Township (Lake)</b>			
Minnesota Association of Townships	496	10.3%	51
<b>Total for Entity</b>	<b>\$496</b>		<b>\$51</b>
<b>Beaver Creek Township (Rock)</b>			
Minnesota Association of Townships	456	10.3%	47
<b>Total for Entity</b>	<b>\$456</b>		<b>\$47</b>
<b>Beaver Falls Township (Renville)</b>			
Minnesota Association of Townships	327	10.3%	34
<b>Total for Entity</b>	<b>\$327</b>		<b>\$34</b>
<b>Beaver Township (Aitkin)</b>			
Minnesota Association of Townships	284	10.3%	29
<b>Total for Entity</b>	<b>\$284</b>		<b>\$29</b>
<b>Beaver Township (Fillmore)</b>			
Minnesota Association of Townships	345	10.3%	36
<b>Total for Entity</b>	<b>\$345</b>		<b>\$36</b>
<b>Beaver Township (Roseau)</b>			
Minnesota Association of Townships	301	10.3%	31
<b>Total for Entity</b>	<b>\$301</b>		<b>\$31</b>
<b>Becker County</b>			
Association of Minnesota Counties	16,590	17.0%	2,820
Greater Minnesota Parks and Trails	300	62.7%	188
Minnesota Rural Counties Caucus	2,700	43.0%	1,161
<b>Total for Entity</b>	<b>\$19,590</b>		<b>\$4,169</b>

**Table 5**  
**2021 Lobbying Expenditures Paid With Association Dues**  
**Listed by Entity**

Name of Entity (County) Association Name	Total Local Government Dues	Proportion of Dues Used for Lobbying	Total Dues Used for Lobbying
<b>Becker Soil and Water Conservation District</b>			
Minnesota Association of Soil and Water Conservation Districts	4,144	15.0%	622
<b>Total for Entity</b>	<b>\$4,144</b>		<b>\$622</b>
<b>Becker Township (Cass)</b>			
Minnesota Association of Townships	510	10.3%	53
<b>Total for Entity</b>	<b>\$510</b>		<b>\$53</b>
<b>Becker Township (Sherburne)</b>			
Minnesota Association of Townships	2,196	10.3%	226
<b>Total for Entity</b>	<b>\$2,196</b>		<b>\$226</b>
<b>Bejou Township (Mahnomon)</b>			
Minnesota Association of Townships	295	10.3%	30
<b>Total for Entity</b>	<b>\$295</b>		<b>\$30</b>
<b>Belfast Township (Murray)</b>			
Minnesota Association of Townships	323	10.3%	33
<b>Total for Entity</b>	<b>\$323</b>		<b>\$33</b>
<b>Belgium Township (Polk)</b>			
Minnesota Association of Townships	294	10.3%	30
<b>Total for Entity</b>	<b>\$294</b>		<b>\$30</b>
<b>Belgrade Township (Nicollet)</b>			
Minnesota Association of Townships	750	10.3%	77
<b>Total for Entity</b>	<b>\$750</b>		<b>\$77</b>
<b>Belle Creek Township (Goodhue)</b>			
Minnesota Association of Townships	503	10.3%	52
<b>Total for Entity</b>	<b>\$503</b>		<b>\$52</b>
<b>Belle Creek Watershed</b>			
League of Minnesota Cities	2,045	11.0%	225
<b>Total for Entity</b>	<b>\$2,045</b>		<b>\$225</b>
<b>Belle Plaine Township (Scott)</b>			
Minnesota Association of Townships	636	10.3%	66
<b>Total for Entity</b>	<b>\$636</b>		<b>\$66</b>

**Table 5**  
**2021 Lobbying Expenditures Paid With Association Dues**  
**Listed by Entity**

Name of Entity (County) Association Name	Total Local Government Dues	Proportion of Dues Used for Lobbying	Total Dues Used for Lobbying
<b>Belle Prairie Township (Morrison)</b>			
Minnesota Association of Townships	527	10.3%	54
<b>Total for Entity</b>	<b>\$527</b>		<b>\$54</b>
<b>Belle River Township (Douglas)</b>			
Minnesota Association of Townships	452	10.3%	47
<b>Total for Entity</b>	<b>\$452</b>		<b>\$47</b>
<b>Bellevue Township (Morrison)</b>			
Minnesota Association of Townships	770	10.3%	79
<b>Total for Entity</b>	<b>\$770</b>		<b>\$79</b>
<b>Belmont Township (Jackson)</b>			
Minnesota Association of Townships	332	10.3%	34
<b>Total for Entity</b>	<b>\$332</b>		<b>\$34</b>
<b>Beltrami County</b>			
Association of Minnesota Counties	18,668	17.0%	3,174
Greater Minnesota Parks and Trails	300	62.7%	188
<b>Total for Entity</b>	<b>\$18,968</b>		<b>\$3,362</b>
<b>Beltrami Soil and Water Conservation District</b>			
Minnesota Association of Soil and Water Conservation Districts	4,480	15.0%	672
<b>Total for Entity</b>	<b>\$4,480</b>		<b>\$672</b>
<b>Belvidere Township (Goodhue)</b>			
Minnesota Association of Townships	488	10.3%	50
<b>Total for Entity</b>	<b>\$488</b>		<b>\$50</b>
<b>Bemidji Regional Interdistrict Council Special Education Cooperative - # 998</b>			
Minnesota Rural Education Association	540	36.3%	196
<b>Total for Entity</b>	<b>\$540</b>		<b>\$196</b>
<b>Bemidji Township (Beltrami)</b>			
Minnesota Association of Townships	1,413	10.3%	146
<b>Total for Entity</b>	<b>\$1,413</b>		<b>\$146</b>
<b>Ben Wade Township (Pope)</b>			
Minnesota Association of Townships	424	10.3%	44
<b>Total for Entity</b>	<b>\$424</b>		<b>\$44</b>

**Table 5**  
**2021 Lobbying Expenditures Paid With Association Dues**  
**Listed by Entity**

Name of Entity (County) Association Name	Total Local Government Dues	Proportion of Dues Used for Lobbying	Total Dues Used for Lobbying
<b>Bennington Township (Mower)</b>			
Minnesota Association of Townships	325	10.3%	33
<b>Total for Entity</b>	<b>\$325</b>		<b>\$33</b>
<b>Benson Township (Swift)</b>			
Minnesota Association of Townships	437	10.3%	45
<b>Total for Entity</b>	<b>\$437</b>		<b>\$45</b>
<b>Benton County</b>			
Association of Minnesota Counties	16,875	17.0%	2,869
Greater Minnesota Parks and Trails	300	62.7%	188
Minnesota Inter-County Association	12,530	42.0%	5,263
<b>Total for Entity</b>	<b>\$29,705</b>		<b>\$8,320</b>
<b>Benton Soil and Water Conservation District</b>			
Minnesota Association of Soil and Water Conservation Districts	4,219	15.0%	633
<b>Total for Entity</b>	<b>\$4,219</b>		<b>\$633</b>
<b>Benton Township (Carver)</b>			
Minnesota Association of Townships	590	10.3%	61
<b>Total for Entity</b>	<b>\$590</b>		<b>\$61</b>
<b>Benville Township (Beltrami)</b>			
Minnesota Association of Townships	301	10.3%	31
<b>Total for Entity</b>	<b>\$301</b>		<b>\$31</b>
<b>Bergen Township (McLeod)</b>			
Minnesota Association of Townships	641	10.3%	66
<b>Total for Entity</b>	<b>\$641</b>		<b>\$66</b>
<b>Berlin Township (Steele)</b>			
Minnesota Association of Townships	514	10.3%	53
<b>Total for Entity</b>	<b>\$514</b>		<b>\$53</b>
<b>Bernadotte Township (Nicollet)</b>			
Minnesota Association of Townships	425	10.3%	44
<b>Total for Entity</b>	<b>\$425</b>		<b>\$44</b>
<b>Bertha Township (Todd)</b>			
Minnesota Association of Townships	471	10.3%	49
<b>Total for Entity</b>	<b>\$471</b>		<b>\$49</b>

**Table 5**  
**2021 Lobbying Expenditures Paid With Association Dues**  
**Listed by Entity**

Name of Entity (County) Association Name	Total Local Government Dues	Proportion of Dues Used for Lobbying	Total Dues Used for Lobbying
<b>Beseman Township (Carlton)</b>			
Minnesota Association of Townships	313	10.3%	32
<b>Total for Entity</b>	<b>\$313</b>		<b>\$32</b>
<b>Beulah Township (Cass)</b>			
Minnesota Association of Townships	293	10.3%	30
<b>Total for Entity</b>	<b>\$293</b>		<b>\$30</b>
<b>Big Bend Township (Chippewa)</b>			
Minnesota Association of Townships	346	10.3%	36
<b>Total for Entity</b>	<b>\$346</b>		<b>\$36</b>
<b>Big Lake Township (Sherburne)</b>			
Minnesota Association of Townships	2,957	10.3%	305
<b>Total for Entity</b>	<b>\$2,957</b>		<b>\$305</b>
<b>Big Stone County</b>			
Association of Minnesota Counties	5,871	17.0%	998
Minnesota Rural Counties Caucus	2,200	43.0%	946
<b>Total for Entity</b>	<b>\$8,071</b>		<b>\$1,944</b>
<b>Big Stone Soil and Water Conservation District</b>			
Minnesota Association of Soil and Water Conservation Districts	2,674	15.0%	401
<b>Total for Entity</b>	<b>\$2,674</b>		<b>\$401</b>
<b>Big Stone Township (Big Stone)</b>			
Minnesota Association of Townships	432	10.3%	44
<b>Total for Entity</b>	<b>\$432</b>		<b>\$44</b>
<b>Big Woods Township (Marshall)</b>			
Minnesota Association of Townships	282	10.3%	29
<b>Total for Entity</b>	<b>\$282</b>		<b>\$29</b>
<b>Bigelow Township (Nobles)</b>			
Minnesota Association of Townships	457	10.3%	47
<b>Total for Entity</b>	<b>\$457</b>		<b>\$47</b>
<b>Bigfork Township (Itasca)</b>			
Minnesota Association of Townships	442	10.3%	46
<b>Total for Entity</b>	<b>\$442</b>		<b>\$46</b>

**Table 5**  
**2021 Lobbying Expenditures Paid With Association Dues**  
**Listed by Entity**

Name of Entity (County) Association Name	Total Local Government Dues	Proportion of Dues Used for Lobbying	Total Dues Used for Lobbying
<b>Birch Cooley Township (Renville)</b>			
Minnesota Association of Townships	345	10.3%	36
<b>Total for Entity</b>	<b>\$345</b>		<b>\$36</b>
<b>Birch Creek Township (Pine)</b>			
Minnesota Association of Townships	340	10.3%	35
<b>Total for Entity</b>	<b>\$340</b>		<b>\$35</b>
<b>Birch Lake Township (Cass)</b>			
Minnesota Association of Townships	515	10.3%	53
<b>Total for Entity</b>	<b>\$515</b>		<b>\$53</b>
<b>Birch Township (Beltrami)</b>			
Minnesota Association of Townships	314	10.3%	32
<b>Total for Entity</b>	<b>\$314</b>		<b>\$32</b>
<b>Birchdale Township (Todd)</b>			
Minnesota Association of Townships	618	10.3%	64
<b>Total for Entity</b>	<b>\$618</b>		<b>\$64</b>
<b>Bird Island Township (Renville)</b>			
Minnesota Association of Townships	328	10.3%	34
<b>Total for Entity</b>	<b>\$328</b>		<b>\$34</b>
<b>Bismarck Township (Sibley)</b>			
Minnesota Association of Townships	436	10.3%	45
<b>Total for Entity</b>	<b>\$436</b>		<b>\$45</b>
<b>Biwabik Township (Saint Louis)</b>			
Minnesota Association of Townships	592	10.3%	61
Range Association of Municipalities and Schools	300	75.1%	225
<b>Total for Entity</b>	<b>\$892</b>		<b>\$286</b>
<b>Black Hammer Township (Houston)</b>			
Minnesota Association of Townships	345	10.3%	36
<b>Total for Entity</b>	<b>\$345</b>		<b>\$36</b>
<b>Black River Township (Pennington)</b>			
Minnesota Association of Townships	294	10.3%	30
<b>Total for Entity</b>	<b>\$294</b>		<b>\$30</b>

**Table 5**  
**2021 Lobbying Expenditures Paid With Association Dues**  
**Listed by Entity**

Name of Entity (County) Association Name	Total Local Government Dues	Proportion of Dues Used for Lobbying	Total Dues Used for Lobbying
<b>Blackberry Township (Itasca)</b>			
Minnesota Association of Townships	624	10.3%	64
<b>Total for Entity</b>	<b>\$624</b>		<b>\$64</b>
<b>Blackhoof Township (Carlton)</b>			
Minnesota Association of Townships	630	10.3%	65
<b>Total for Entity</b>	<b>\$630</b>		<b>\$65</b>
<b>Blakeley Township (Scott)</b>			
Minnesota Association of Townships	482	10.3%	50
<b>Total for Entity</b>	<b>\$482</b>		<b>\$50</b>
<b>Blind Lake Township (Cass)</b>			
Minnesota Association of Townships	298	10.3%	31
<b>Total for Entity</b>	<b>\$298</b>		<b>\$31</b>
<b>Bloom Township (Nobles)</b>			
Minnesota Association of Townships	321	10.3%	33
<b>Total for Entity</b>	<b>\$321</b>		<b>\$33</b>
<b>Bloomer Township (Marshall)</b>			
Minnesota Association of Townships	296	10.3%	30
<b>Total for Entity</b>	<b>\$296</b>		<b>\$30</b>
<b>Bloomfield Township (Fillmore)</b>			
Minnesota Association of Townships	449	10.3%	46
<b>Total for Entity</b>	<b>\$449</b>		<b>\$46</b>
<b>Blooming Grove Township (Waseca)</b>			
Minnesota Association of Townships	509	10.3%	52
<b>Total for Entity</b>	<b>\$509</b>		<b>\$52</b>
<b>Blooming Prairie Township (Steele)</b>			
Minnesota Association of Townships	472	10.3%	49
<b>Total for Entity</b>	<b>\$472</b>		<b>\$49</b>
<b>Blowers Township (Otter Tail)</b>			
Minnesota Association of Townships	443	10.3%	46
<b>Total for Entity</b>	<b>\$443</b>		<b>\$46</b>

**Table 5**  
**2021 Lobbying Expenditures Paid With Association Dues**  
**Listed by Entity**

Name of Entity (County) Association Name	Total Local Government Dues	Proportion of Dues Used for Lobbying	Total Dues Used for Lobbying
<b>Blue Earth City Township (Faribault)</b>			
Minnesota Association of Townships	454	10.3%	47
<b>Total for Entity</b>	<b>\$454</b>		<b>\$47</b>
<b>Blue Earth County</b>			
Association of Minnesota Counties	23,656	17.0%	4,022
Highway 14 Partnership	3,000	51.5%	1,545
Minnesota Inter-County Association	18,847	42.0%	7,916
<b>Total for Entity</b>	<b>\$45,503</b>		<b>\$13,483</b>
<b>Blue Earth Soil and Water Conservation District</b>			
Minnesota Association of Soil and Water Conservation Districts	5,158	15.0%	774
<b>Total for Entity</b>	<b>\$5,158</b>		<b>\$774</b>
<b>Blue Hill Township (Sherburne)</b>			
Minnesota Association of Townships	1,210	10.3%	125
<b>Total for Entity</b>	<b>\$1,210</b>		<b>\$125</b>
<b>Blue Mounds Township (Pope)</b>			
Minnesota Association of Townships	329	10.3%	34
<b>Total for Entity</b>	<b>\$329</b>		<b>\$34</b>
<b>Blueberry Township (Wadena)</b>			
Minnesota Association of Townships	569	10.3%	59
<b>Total for Entity</b>	<b>\$569</b>		<b>\$59</b>
<b>Bluffton Township (Otter Tail)</b>			
Minnesota Association of Townships	490	10.3%	50
<b>Total for Entity</b>	<b>\$490</b>		<b>\$50</b>
<b>Bogus Brook Township (Mille Lacs)</b>			
Minnesota Association of Townships	867	10.3%	89
<b>Total for Entity</b>	<b>\$867</b>		<b>\$89</b>
<b>Bois de Sioux Watershed District</b>			
League of Minnesota Cities	2,045	11.0%	225
Minnesota Association of Watershed Districts	7,500	33.4%	2,505
<b>Total for Entity</b>	<b>\$9,545</b>		<b>\$2,730</b>



**Table 5**  
**2021 Lobbying Expenditures Paid With Association Dues**  
**Listed by Entity**

Name of Entity (County) Association Name	Total Local Government Dues	Proportion of Dues Used for Lobbying	Total Dues Used for Lobbying
<b>Bondin Township (Murray)</b>			
Minnesota Association of Townships	425	10.3%	44
<b>Total for Entity</b>	<b>\$425</b>		<b>\$44</b>
<b>Boon Lake Township (Renville)</b>			
Minnesota Association of Townships	448	10.3%	46
<b>Total for Entity</b>	<b>\$448</b>		<b>\$46</b>
<b>Borgholm Township (Mille Lacs)</b>			
Minnesota Association of Townships	965	10.3%	99
<b>Total for Entity</b>	<b>\$965</b>		<b>\$99</b>
<b>Bowstring Township (Itasca)</b>			
Minnesota Association of Townships	339	10.3%	35
<b>Total for Entity</b>	<b>\$339</b>		<b>\$35</b>
<b>Boxville Township (Marshall)</b>			
Minnesota Association of Townships	280	10.3%	29
<b>Total for Entity</b>	<b>\$280</b>		<b>\$29</b>
<b>Boy Lake Township (Cass)</b>			
Minnesota Association of Townships	426	10.3%	44
<b>Total for Entity</b>	<b>\$426</b>		<b>\$44</b>
<b>Boy River Township (Cass)</b>			
Minnesota Association of Townships	298	10.3%	31
<b>Total for Entity</b>	<b>\$298</b>		<b>\$31</b>
<b>Bradbury Township (Mille Lacs)</b>			
Minnesota Association of Townships	424	10.3%	44
<b>Total for Entity</b>	<b>\$424</b>		<b>\$44</b>
<b>Bradford Township (Isanti)</b>			
Minnesota Association of Townships	1,519	10.3%	156
<b>Total for Entity</b>	<b>\$1,519</b>		<b>\$156</b>
<b>Bradford Township (Wilkin)</b>			
Minnesota Association of Townships	294	10.3%	30
<b>Total for Entity</b>	<b>\$294</b>		<b>\$30</b>

**Table 5**  
**2021 Lobbying Expenditures Paid With Association Dues**  
**Listed by Entity**

Name of Entity (County) Association Name	Total Local Government Dues	Proportion of Dues Used for Lobbying	Total Dues Used for Lobbying
<b>Brandon Township (Douglas)</b>			
Minnesota Association of Townships	578	10.3%	60
<b>Total for Entity</b>	<b>\$578</b>		<b>\$60</b>
<b>Brandrup Township (Wilkin)</b>			
Minnesota Association of Townships	317	10.3%	33
<b>Total for Entity</b>	<b>\$317</b>		<b>\$33</b>
<b>Brandsvold Township (Polk)</b>			
Minnesota Association of Townships	346	10.3%	36
<b>Total for Entity</b>	<b>\$346</b>		<b>\$36</b>
<b>Brandt Township (Polk)</b>			
Minnesota Association of Townships	287	10.3%	30
<b>Total for Entity</b>	<b>\$287</b>		<b>\$30</b>
<b>Bray Township (Pennington)</b>			
Minnesota Association of Townships	288	10.3%	30
<b>Total for Entity</b>	<b>\$288</b>		<b>\$30</b>
<b>Breckenridge Township (Wilkin)</b>			
Minnesota Association of Townships	349	10.3%	36
<b>Total for Entity</b>	<b>\$349</b>		<b>\$36</b>
<b>Breitung Township (Saint Louis)</b>			
League of Minnesota Cities	734	11.0%	81
Minnesota Association of Townships	524	10.3%	54
<b>Total for Entity</b>	<b>\$1,258</b>		<b>\$135</b>
<b>Bremen Township (Pine)</b>			
Minnesota Association of Townships	346	10.3%	36
<b>Total for Entity</b>	<b>\$346</b>		<b>\$36</b>
<b>Brevator Township (Saint Louis)</b>			
Minnesota Association of Townships	806	10.3%	83
<b>Total for Entity</b>	<b>\$806</b>		<b>\$83</b>
<b>Bridgewater Township (Rice)</b>			
Minnesota Association of Townships	999	10.3%	103
<b>Total for Entity</b>	<b>\$999</b>		<b>\$103</b>

**Table 5**  
**2021 Lobbying Expenditures Paid With Association Dues**  
**Listed by Entity**

Name of Entity (County) Association Name	Total Local Government Dues	Proportion of Dues Used for Lobbying	Total Dues Used for Lobbying
<b>Brighton Township (Nicollet)</b>			
Minnesota Association of Townships	317	10.3%	33
<b>Total for Entity</b>	<b>\$317</b>		<b>\$33</b>
<b>Brislet Township (Polk)</b>			
Minnesota Association of Townships	284	10.3%	29
<b>Total for Entity</b>	<b>\$284</b>		<b>\$29</b>
<b>Bristol Township (Fillmore)</b>			
Minnesota Association of Townships	458	10.3%	47
<b>Total for Entity</b>	<b>\$458</b>		<b>\$47</b>
<b>Brockway Township (Stearns)</b>			
Minnesota Association of Townships	1,327	10.3%	137
<b>Total for Entity</b>	<b>\$1,327</b>		<b>\$137</b>
<b>Brook Park Township (Pine)</b>			
Minnesota Association of Townships	504	10.3%	52
<b>Total for Entity</b>	<b>\$504</b>		<b>\$52</b>
<b>Brookfield Township (Renville)</b>			
Minnesota Association of Townships	315	10.3%	32
<b>Total for Entity</b>	<b>\$315</b>		<b>\$32</b>
<b>Brookville Township (Redwood)</b>			
Minnesota Association of Townships	336	10.3%	35
<b>Total for Entity</b>	<b>\$336</b>		<b>\$35</b>
<b>Brown County</b>			
Association of Minnesota Counties	14,132	17.0%	2,402
Highway 14 Partnership	2,000	51.5%	1,030
<b>Total for Entity</b>	<b>\$16,132</b>		<b>\$3,432</b>
<b>Brown Soil and Water Conservation District</b>			
Minnesota Association of Soil and Water Conservation Districts	3,819	15.0%	573
<b>Total for Entity</b>	<b>\$3,819</b>		<b>\$573</b>
<b>Browns Creek Township (Red Lake)</b>			
Minnesota Association of Townships	284	10.3%	29
<b>Total for Entity</b>	<b>\$284</b>		<b>\$29</b>

**Table 5**  
**2021 Lobbying Expenditures Paid With Association Dues**  
**Listed by Entity**

Name of Entity (County) Association Name	Total Local Government Dues	Proportion of Dues Used for Lobbying	Total Dues Used for Lobbying
<b>Browns Creek Watershed District</b>			
League of Minnesota Cities	2,045	11.0%	225
Minnesota Association of Watershed Districts	4,978	33.4%	1,663
<b>Total for Entity</b>	<b>\$7,023</b>		<b>\$1,888</b>
<b>Browns Valley Township (Big Stone)</b>			
Minnesota Association of Townships	310	10.3%	32
<b>Total for Entity</b>	<b>\$310</b>		<b>\$32</b>
<b>Brownsville Township (Houston)</b>			
Minnesota Association of Townships	483	10.3%	50
<b>Total for Entity</b>	<b>\$483</b>		<b>\$50</b>
<b>Bruce Township (Todd)</b>			
Minnesota Association of Townships	520	10.3%	54
<b>Total for Entity</b>	<b>\$520</b>		<b>\$54</b>
<b>Bruno Township (Pine)</b>			
Minnesota Association of Townships	325	10.3%	33
<b>Total for Entity</b>	<b>\$325</b>		<b>\$33</b>
<b>Brunswick Township (Kanabec)</b>			
Minnesota Association of Townships	838	10.3%	86
<b>Total for Entity</b>	<b>\$838</b>		<b>\$86</b>
<b>Brush Creek Township (Faribault)</b>			
Minnesota Association of Townships	337	10.3%	35
<b>Total for Entity</b>	<b>\$337</b>		<b>\$35</b>
<b>Buckman Township (Morrison)</b>			
Minnesota Association of Townships	577	10.3%	59
<b>Total for Entity</b>	<b>\$577</b>		<b>\$59</b>
<b>Buffalo Creek Watershed District</b>			
League of Minnesota Cities	2,045	11.0%	225
Minnesota Association of Watershed Districts	5,744	33.4%	1,918
<b>Total for Entity</b>	<b>\$7,789</b>		<b>\$2,143</b>
<b>Buffalo Township (Wright)</b>			
Minnesota Association of Townships	1,026	10.3%	106
<b>Total for Entity</b>	<b>\$1,026</b>		<b>\$106</b>

**Table 5**  
**2021 Lobbying Expenditures Paid With Association Dues**  
**Listed by Entity**

Name of Entity (County) Association Name	Total Local Government Dues	Proportion of Dues Used for Lobbying	Total Dues Used for Lobbying
<b>Buffalo-Red River Watershed District</b>			
League of Minnesota Cities	3,033	11.0%	334
Minnesota Association of Watershed Districts	7,500	33.4%	2,505
<b>Total for Entity</b>	<b>\$10,533</b>		<b>\$2,839</b>
<b>Buh Township (Morrison)</b>			
Minnesota Association of Townships	514	10.3%	53
<b>Total for Entity</b>	<b>\$514</b>		<b>\$53</b>
<b>Bull Moose Township (Cass)</b>			
Minnesota Association of Townships	314	10.3%	32
<b>Total for Entity</b>	<b>\$314</b>		<b>\$32</b>
<b>Bullard Township (Wadena)</b>			
Minnesota Association of Townships	337	10.3%	35
<b>Total for Entity</b>	<b>\$337</b>		<b>\$35</b>
<b>Bungo Township (Cass)</b>			
Minnesota Association of Townships	333	10.3%	34
<b>Total for Entity</b>	<b>\$333</b>		<b>\$34</b>
<b>Burbank Township (Kandiyohi)</b>			
Minnesota Association of Townships	521	10.3%	54
<b>Total for Entity</b>	<b>\$521</b>		<b>\$54</b>
<b>Burke Township (Pipestone)</b>			
Minnesota Association of Townships	337	10.3%	35
<b>Total for Entity</b>	<b>\$337</b>		<b>\$35</b>
<b>Burleene Township (Todd)</b>			
Minnesota Association of Townships	448	10.3%	46
<b>Total for Entity</b>	<b>\$448</b>		<b>\$46</b>
<b>Burlington Township (Becker)</b>			
Minnesota Association of Townships	933	10.3%	96
<b>Total for Entity</b>	<b>\$933</b>		<b>\$96</b>
<b>Burnhamville Township (Todd)</b>			
Minnesota Association of Townships	578	10.3%	60
<b>Total for Entity</b>	<b>\$578</b>		<b>\$60</b>

**Table 5**  
**2021 Lobbying Expenditures Paid With Association Dues**  
**Listed by Entity**

Name of Entity (County) Association Name	Total Local Government Dues	Proportion of Dues Used for Lobbying	Total Dues Used for Lobbying
<b>Burnstown Township (Brown)</b>			
Minnesota Association of Townships	347	10.3%	36
<b>Total for Entity</b>	<b>\$347</b>		<b>\$36</b>
<b>Burton Township (Yellow Medicine)</b>			
Minnesota Association of Townships	312	10.3%	32
<b>Total for Entity</b>	<b>\$312</b>		<b>\$32</b>
<b>Buse Township (Otter Tail)</b>			
Minnesota Association of Townships	485	10.3%	50
<b>Total for Entity</b>	<b>\$485</b>		<b>\$50</b>
<b>Butler Township (Otter Tail)</b>			
Minnesota Association of Townships	427	10.3%	44
<b>Total for Entity</b>	<b>\$427</b>		<b>\$44</b>
<b>Butterfield Township (Watonwan)</b>			
Minnesota Association of Townships	335	10.3%	35
<b>Total for Entity</b>	<b>\$335</b>		<b>\$35</b>
<b>Butternut Valley Township (Blue Earth)</b>			
Minnesota Association of Townships	432	10.3%	44
<b>Total for Entity</b>	<b>\$432</b>		<b>\$44</b>
<b>Buzzle Township (Beltrami)</b>			
Minnesota Association of Townships	438	10.3%	45
<b>Total for Entity</b>	<b>\$438</b>		<b>\$45</b>
<b>Bygland Township (Polk)</b>			
Minnesota Association of Townships	421	10.3%	43
<b>Total for Entity</b>	<b>\$421</b>		<b>\$43</b>
<b>Byron Township (Cass)</b>			
Minnesota Association of Townships	315	10.3%	32
<b>Total for Entity</b>	<b>\$315</b>		<b>\$32</b>
<b>Byron Township (Waseca)</b>			
Minnesota Association of Townships	338	10.3%	35
<b>Total for Entity</b>	<b>\$338</b>		<b>\$35</b>

**Table 5**  
**2021 Lobbying Expenditures Paid With Association Dues**  
**Listed by Entity**

Name of Entity (County) Association Name	Total Local Government Dues	Proportion of Dues Used for Lobbying	Total Dues Used for Lobbying
<b>Cairo Township (Renville)</b>			
Minnesota Association of Townships	335	10.3%	35
<b>Total for Entity</b>	<b>\$335</b>		<b>\$35</b>
<b>Caledonia Township (Houston)</b>			
Minnesota Association of Townships	547	10.3%	56
<b>Total for Entity</b>	<b>\$547</b>		<b>\$56</b>
<b>Callaway Township (Becker)</b>			
Minnesota Association of Townships	434	10.3%	45
<b>Total for Entity</b>	<b>\$434</b>		<b>\$45</b>
<b>Cambria Township (Blue Earth)</b>			
Minnesota Association of Townships	348	10.3%	36
<b>Total for Entity</b>	<b>\$348</b>		<b>\$36</b>
<b>Cambridge Township (Isanti)</b>			
Minnesota Association of Townships	1,183	10.3%	122
<b>Total for Entity</b>	<b>\$1,183</b>		<b>\$122</b>
<b>Camden Township (Carver)</b>			
Minnesota Association of Townships	646	10.3%	67
<b>Total for Entity</b>	<b>\$646</b>		<b>\$67</b>
<b>Cameron Township (Murray)</b>			
Minnesota Association of Townships	311	10.3%	32
<b>Total for Entity</b>	<b>\$311</b>		<b>\$32</b>
<b>Camp 5 Township (Saint Louis)</b>			
Minnesota Association of Townships	279	10.3%	29
<b>Total for Entity</b>	<b>\$279</b>		<b>\$29</b>
<b>Camp Lake Township (Swift)</b>			
Minnesota Association of Townships	333	10.3%	34
<b>Total for Entity</b>	<b>\$333</b>		<b>\$34</b>
<b>Camp Release Township (Lac qui Parle)</b>			
Minnesota Association of Townships	433	10.3%	45
<b>Total for Entity</b>	<b>\$433</b>		<b>\$45</b>

**Table 5**  
**2021 Lobbying Expenditures Paid With Association Dues**  
**Listed by Entity**

Name of Entity (County) Association Name	Total Local Government Dues	Proportion of Dues Used for Lobbying	Total Dues Used for Lobbying
<b>Camp Township (Renville)</b>			
Minnesota Association of Townships	326	10.3%	34
<b>Total for Entity</b>	<b>\$326</b>		<b>\$34</b>
<b>Campbell Township (Wilkin)</b>			
Minnesota Association of Townships	287	10.3%	30
<b>Total for Entity</b>	<b>\$287</b>		<b>\$30</b>
<b>Candor Township (Otter Tail)</b>			
Minnesota Association of Townships	528	10.3%	54
<b>Total for Entity</b>	<b>\$528</b>		<b>\$54</b>
<b>Canisteo Township (Dodge)</b>			
Minnesota Association of Townships	547	10.3%	56
<b>Total for Entity</b>	<b>\$547</b>		<b>\$56</b>
<b>Cannon City Township (Rice)</b>			
Minnesota Association of Townships	823	10.3%	85
<b>Total for Entity</b>	<b>\$823</b>		<b>\$85</b>
<b>Cannon Falls Township (Goodhue)</b>			
Minnesota Association of Townships	746	10.3%	77
<b>Total for Entity</b>	<b>\$746</b>		<b>\$77</b>
<b>Cannon Township (Kittson)</b>			
Minnesota Association of Townships	274	10.3%	28
<b>Total for Entity</b>	<b>\$274</b>		<b>\$28</b>
<b>Canosia Township (Saint Louis)</b>			
Minnesota Association of Townships	1,110	10.3%	114
<b>Total for Entity</b>	<b>\$1,110</b>		<b>\$114</b>
<b>Canton Township (Fillmore)</b>			
Minnesota Association of Townships	577	10.3%	59
<b>Total for Entity</b>	<b>\$577</b>		<b>\$59</b>
<b>Capitol Region Watershed District</b>			
League of Minnesota Cities	2,045	11.0%	225
Minnesota Association of Watershed Districts	7,500	33.4%	2,505
<b>Total for Entity</b>	<b>\$9,545</b>		<b>\$2,730</b>



**Table 5**  
**2021 Lobbying Expenditures Paid With Association Dues**  
**Listed by Entity**

Name of Entity (County) Association Name	Total Local Government Dues	Proportion of Dues Used for Lobbying	Total Dues Used for Lobbying
<b>Caribou Township (Kittson)</b>			
Minnesota Association of Townships	284	10.3%	29
<b>Total for Entity</b>	<b>\$284</b>		<b>\$29</b>
<b>Carimona Township (Fillmore)</b>			
Minnesota Association of Townships	431	10.3%	44
<b>Total for Entity</b>	<b>\$431</b>		<b>\$44</b>
<b>Carlisle Township (Otter Tail)</b>			
Minnesota Association of Townships	317	10.3%	33
<b>Total for Entity</b>	<b>\$317</b>		<b>\$33</b>
<b>Carlos Township (Douglas)</b>			
Minnesota Association of Townships	1,093	10.3%	113
<b>Total for Entity</b>	<b>\$1,093</b>		<b>\$113</b>
<b>Carlston Township (Freeborn)</b>			
Minnesota Association of Townships	428	10.3%	44
<b>Total for Entity</b>	<b>\$428</b>		<b>\$44</b>
<b>Carlton County</b>			
Arrowhead Counties Association	2,750	85.0%	2,338
Association of Minnesota Counties	15,774	17.0%	2,682
Greater Minnesota Parks and Trails	300	62.7%	188
<b>Total for Entity</b>	<b>\$18,824</b>		<b>\$5,208</b>
<b>Carlton Soil and Water Conservation District</b>			
Minnesota Association of Soil and Water Conservation Districts	4,077	15.0%	612
<b>Total for Entity</b>	<b>\$4,077</b>		<b>\$612</b>
<b>Carnelian-Marine-Saint Croix Watershed District</b>			
League of Minnesota Cities	2,045	11.0%	225
Minnesota Association of Watershed Districts	4,510	33.4%	1,506
<b>Total for Entity</b>	<b>\$6,555</b>		<b>\$1,731</b>
<b>Carpenter Township (Itasca)</b>			
Minnesota Association of Townships	323	10.3%	33
<b>Total for Entity</b>	<b>\$323</b>		<b>\$33</b>

**Table 5**  
**2021 Lobbying Expenditures Paid With Association Dues**  
**Listed by Entity**

Name of Entity (County) Association Name	Total Local Government Dues	Proportion of Dues Used for Lobbying	Total Dues Used for Lobbying
<b>Carrolton Township (Fillmore)</b>			
Minnesota Association of Townships	441	10.3%	45
<b>Total for Entity</b>	<b>\$441</b>		<b>\$45</b>
<b>Carson Township (Cottonwood)</b>			
Minnesota Association of Townships	423	10.3%	44
<b>Total for Entity</b>	<b>\$423</b>		<b>\$44</b>
<b>Carsonville Township (Becker)</b>			
Minnesota Association of Townships	344	10.3%	35
<b>Total for Entity</b>	<b>\$344</b>		<b>\$35</b>
<b>Carver County</b>			
Association of Minnesota Counties	28,672	17.0%	4,874
Minnesota Inter-County Association	27,653	42.0%	11,614
<b>Total for Entity</b>	<b>\$56,325</b>		<b>\$16,488</b>
<b>Carver Soil and Water Conservation District</b>			
Minnesota Association of Soil and Water Conservation Districts	5,099	15.0%	765
<b>Total for Entity</b>	<b>\$5,099</b>		<b>\$765</b>
<b>Carver-Scott Educational Cooperative - # 930</b>			
Association of Metropolitan School Districts, Inc.	6,757	74.8%	5,054
Minnesota Rural Education Association	540	36.3%	196
<b>Total for Entity</b>	<b>\$7,297</b>		<b>\$5,250</b>
<b>Cascade Township (Olmsted)</b>			
Minnesota Association of Townships	1,341	10.3%	138
<b>Total for Entity</b>	<b>\$1,341</b>		<b>\$138</b>
<b>Cashel Township (Swift)</b>			
Minnesota Association of Townships	322	10.3%	33
<b>Total for Entity</b>	<b>\$322</b>		<b>\$33</b>
<b>Cass County</b>			
Association of Minnesota Counties	16,129	17.0%	2,742
<b>Total for Entity</b>	<b>\$16,129</b>		<b>\$2,742</b>
<b>Cass Soil and Water Conservation District</b>			
Minnesota Association of Soil and Water Conservation Districts	4,101	15.0%	615
<b>Total for Entity</b>	<b>\$4,101</b>		<b>\$615</b>

**Table 5**  
**2021 Lobbying Expenditures Paid With Association Dues**  
**Listed by Entity**

Name of Entity (County) Association Name	Total Local Government Dues	Proportion of Dues Used for Lobbying	Total Dues Used for Lobbying
<b>Castle Rock Township (Dakota)</b>			
Minnesota Association of Townships	855	10.3%	88
<b>Total for Entity</b>	<b>\$855</b>		<b>\$88</b>
<b>Cedar Lake Area Water and Sanitary Sewer District</b>			
League of Minnesota Cities	2,045	11.0%	225
<b>Total for Entity</b>	<b>\$2,045</b>		<b>\$225</b>
<b>Cedar Lake Township (Scott)</b>			
Minnesota Association of Townships	1,400	10.3%	144
<b>Total for Entity</b>	<b>\$1,400</b>		<b>\$144</b>
<b>Cedar Mills Township (Meeker)</b>			
Minnesota Association of Townships	475	10.3%	49
<b>Total for Entity</b>	<b>\$475</b>		<b>\$49</b>
<b>Cedar River Watershed District</b>			
Minnesota Association of Watershed Districts	7,236	33.4%	2,417
<b>Total for Entity</b>	<b>\$7,236</b>		<b>\$2,417</b>
<b>Cedar Township (Marshall)</b>			
Minnesota Association of Townships	298	10.3%	31
<b>Total for Entity</b>	<b>\$298</b>		<b>\$31</b>
<b>Cedar Township (Martin)</b>			
Minnesota Association of Townships	334	10.3%	34
<b>Total for Entity</b>	<b>\$334</b>		<b>\$34</b>
<b>Cedar Valley Township (Saint Louis)</b>			
Minnesota Association of Townships	330	10.3%	34
<b>Total for Entity</b>	<b>\$330</b>		<b>\$34</b>
<b>Cedarbend Township (Roseau)</b>			
Minnesota Association of Townships	335	10.3%	35
<b>Total for Entity</b>	<b>\$335</b>		<b>\$35</b>
<b>Center Creek Township (Martin)</b>			
Minnesota Association of Townships	331	10.3%	34
<b>Total for Entity</b>	<b>\$331</b>		<b>\$34</b>

**Table 5**  
**2021 Lobbying Expenditures Paid With Association Dues**  
**Listed by Entity**

Name of Entity (County) Association Name	Total Local Government Dues	Proportion of Dues Used for Lobbying	Total Dues Used for Lobbying
<b>Center Township (Crow Wing)</b>			
Minnesota Association of Townships	640	10.3%	66
<b>Total for Entity</b>	<b>\$640</b>		<b>\$66</b>
<b>Central Iron Range Regional Sanitary District</b>			
League of Minnesota Cities	2,045	11.0%	225
Minnesota Environmental Science and Economic Review Board	2,471	12.2%	301
<b>Total for Entity</b>	<b>\$4,516</b>		<b>\$526</b>
<b>Ceresco Township (Blue Earth)</b>			
Minnesota Association of Townships	336	10.3%	35
<b>Total for Entity</b>	<b>\$336</b>		<b>\$35</b>
<b>Cerro Gordo Township (Lac qui Parle)</b>			
Minnesota Association of Townships	326	10.3%	34
<b>Total for Entity</b>	<b>\$326</b>		<b>\$34</b>
<b>Champion Township (Wilkin)</b>			
Minnesota Association of Townships	285	10.3%	29
<b>Total for Entity</b>	<b>\$285</b>		<b>\$29</b>
<b>Chanarambie Township (Murray)</b>			
Minnesota Association of Townships	331	10.3%	34
<b>Total for Entity</b>	<b>\$331</b>		<b>\$34</b>
<b>Charlestown Township (Redwood)</b>			
Minnesota Association of Townships	326	10.3%	34
<b>Total for Entity</b>	<b>\$326</b>		<b>\$34</b>
<b>Chatfield Township (Fillmore)</b>			
Minnesota Association of Townships	513	10.3%	53
<b>Total for Entity</b>	<b>\$513</b>		<b>\$53</b>
<b>Chatham Township (Wright)</b>			
Minnesota Association of Townships	860	10.3%	89
<b>Total for Entity</b>	<b>\$860</b>		<b>\$89</b>
<b>Chengwatana Township (Pine)</b>			
Minnesota Association of Townships	655	10.3%	67
<b>Total for Entity</b>	<b>\$655</b>		<b>\$67</b>

**Table 5**  
**2021 Lobbying Expenditures Paid With Association Dues**  
**Listed by Entity**

Name of Entity (County) Association Name	Total Local Government Dues	Proportion of Dues Used for Lobbying	Total Dues Used for Lobbying
<b>Cherry Grove Township (Goodhue)</b>			
Minnesota Association of Townships	464	10.3%	48
<b>Total for Entity</b>	<b>\$464</b>		<b>\$48</b>
<b>Cherry Township (Saint Louis)</b>			
Minnesota Association of Townships	603	10.3%	62
Range Association of Municipalities and Schools	300	75.1%	225
<b>Total for Entity</b>	<b>\$903</b>		<b>\$287</b>
<b>Chester Township (Polk)</b>			
Minnesota Association of Townships	294	10.3%	30
<b>Total for Entity</b>	<b>\$294</b>		<b>\$30</b>
<b>Chester Township (Wabasha)</b>			
Minnesota Association of Townships	487	10.3%	50
<b>Total for Entity</b>	<b>\$487</b>		<b>\$50</b>
<b>Chief Township (Mahnomen)</b>			
Minnesota Association of Townships	299	10.3%	31
<b>Total for Entity</b>	<b>\$299</b>		<b>\$31</b>
<b>Chippewa County</b>			
Association of Minnesota Counties	9,604	17.0%	1,633
<b>Total for Entity</b>	<b>\$9,604</b>		<b>\$1,633</b>
<b>Chippewa Falls Township (Pope)</b>			
Minnesota Association of Townships	340	10.3%	35
<b>Total for Entity</b>	<b>\$340</b>		<b>\$35</b>
<b>Chippewa Soil and Water Conservation District</b>			
Minnesota Association of Soil and Water Conservation Districts	3,149	15.0%	472
<b>Total for Entity</b>	<b>\$3,149</b>		<b>\$472</b>
<b>Chisago County</b>			
Association of Minnesota Counties	20,938	17.0%	3,559
Greater Minnesota Parks and Trails	450	62.7%	282
Minnesota Inter-County Association	7,873	42.0%	3,307
<b>Total for Entity</b>	<b>\$29,261</b>		<b>\$7,148</b>

**Table 5**  
**2021 Lobbying Expenditures Paid With Association Dues**  
**Listed by Entity**

Name of Entity (County) Association Name	Total Local Government Dues	Proportion of Dues Used for Lobbying	Total Dues Used for Lobbying
<b>Chisago Lake Township (Chisago)</b>			
Minnesota Association of Townships	1,929	10.3%	199
<b>Total for Entity</b>	<b>\$1,929</b>		<b>\$199</b>
<b>Chisago Soil and Water Conservation District</b>			
Minnesota Association of Soil and Water Conservation Districts	4,799	15.0%	720
<b>Total for Entity</b>	<b>\$4,799</b>		<b>\$720</b>
<b>Christiania Township (Jackson)</b>			
Minnesota Association of Townships	347	10.3%	36
<b>Total for Entity</b>	<b>\$347</b>		<b>\$36</b>
<b>City of Ada</b>			
League of Minnesota Cities	2,076	11.0%	228
<b>Total for Entity</b>	<b>\$2,076</b>		<b>\$228</b>
<b>City of Adams</b>			
League of Minnesota Cities	904	11.0%	99
<b>Total for Entity</b>	<b>\$904</b>		<b>\$99</b>
<b>City of Adrian</b>			
League of Minnesota Cities	1,471	11.0%	162
<b>Total for Entity</b>	<b>\$1,471</b>		<b>\$162</b>
<b>City of Afton</b>			
League of Minnesota Cities	3,424	11.0%	377
<b>Total for Entity</b>	<b>\$3,424</b>		<b>\$377</b>
<b>City of Aitkin</b>			
League of Minnesota Cities	2,551	11.0%	281
Range Association of Municipalities and Schools	700	75.1%	526
<b>Total for Entity</b>	<b>\$3,251</b>		<b>\$807</b>
<b>City of Akeley</b>			
League of Minnesota Cities	594	11.0%	65
Minnesota Association of Small Cities	326	55.0%	179
<b>Total for Entity</b>	<b>\$920</b>		<b>\$244</b>

**Table 5**  
**2021 Lobbying Expenditures Paid With Association Dues**  
**Listed by Entity**

Name of Entity (County) Association Name	Total Local Government Dues	Proportion of Dues Used for Lobbying	Total Dues Used for Lobbying
<b>City of Albany</b>			
Coalition of Greater Minnesota Cities	2,608	68.2%	1,779
League of Minnesota Cities	3,230	11.0%	355
Minnesota Association of Small Cities	1,422	55.0%	782
Minnesota Environmental Science and Economic Review Board	867	12.2%	106
<b>Total for Entity</b>	<b>\$8,127</b>		<b>\$3,022</b>
<b>City of Albert Lea</b>			
Coalition of Greater Minnesota Cities	37,103	68.2%	25,304
Greater Minnesota Parks and Trails	225	62.7%	141
Greater Minnesota Partnership	1,500	80.2%	1,203
League of Minnesota Cities	16,777	11.0%	1,845
Minnesota Environmental Science and Economic Review Board	6,297	12.2%	768
<b>Total for Entity</b>	<b>\$61,902</b>		<b>\$29,261</b>
<b>City of Alberta</b>			
League of Minnesota Cities	420	11.0%	46
<b>Total for Entity</b>	<b>\$420</b>		<b>\$46</b>
<b>City of Albertville</b>			
League of Minnesota Cities	8,318	11.0%	915
<b>Total for Entity</b>	<b>\$8,318</b>		<b>\$915</b>
<b>City of Alden</b>			
League of Minnesota Cities	793	11.0%	87
<b>Total for Entity</b>	<b>\$793</b>		<b>\$87</b>
<b>City of Aldrich</b>			
League of Minnesota Cities	420	11.0%	46
<b>Total for Entity</b>	<b>\$420</b>		<b>\$46</b>
<b>City of Alexandria</b>			
Coalition of Greater Minnesota Cities	28,844	68.2%	19,672
Greater Minnesota Parks and Trails	225	62.7%	141
League of Minnesota Cities	13,569	11.0%	1,493
<b>Total for Entity</b>	<b>\$42,638</b>		<b>\$21,306</b>

**Table 5**  
**2021 Lobbying Expenditures Paid With Association Dues**  
**Listed by Entity**

Name of Entity (County) Association Name	Total Local Government Dues	Proportion of Dues Used for Lobbying	Total Dues Used for Lobbying
<b>City of Alpha</b>			
League of Minnesota Cities	420	11.0%	46
<b>Total for Entity</b>	<b>\$420</b>		<b>\$46</b>
<b>City of Altura</b>			
League of Minnesota Cities	668	11.0%	73
<b>Total for Entity</b>	<b>\$668</b>		<b>\$73</b>
<b>City of Alvarado</b>			
League of Minnesota Cities	576	11.0%	63
<b>Total for Entity</b>	<b>\$576</b>		<b>\$63</b>
<b>City of Amboy</b>			
League of Minnesota Cities	739	11.0%	81
Minnesota Association of Small Cities	346	55.0%	190
<b>Total for Entity</b>	<b>\$1,085</b>		<b>\$271</b>
<b>City of Andover</b>			
Association of Metropolitan Municipalities	9,515	46.5%	4,424
League of Minnesota Cities	23,848	11.0%	2,623
North Metro Mayors Association	14,847	76.5%	11,358
<b>Total for Entity</b>	<b>\$48,210</b>		<b>\$18,405</b>
<b>City of Annandale</b>			
Greater Minnesota Partnership	500	80.2%	401
League of Minnesota Cities	7,717	11.0%	849
<b>Total for Entity</b>	<b>\$8,217</b>		<b>\$1,250</b>
<b>City of Anoka</b>			
Association of Metropolitan Municipalities	6,701	46.5%	3,116
League of Minnesota Cities	16,336	11.0%	1,797
North Metro Mayors Association	7,919	76.5%	6,058
<b>Total for Entity</b>	<b>\$30,956</b>		<b>\$10,971</b>
<b>City of Apple Valley</b>			
Association of Metropolitan Municipalities	12,921	46.5%	6,008
League of Minnesota Cities	32,859	11.0%	3,614
Municipal Legislative Commission	10,500	87.5%	9,188
<b>Total for Entity</b>	<b>\$56,280</b>		<b>\$18,810</b>



**Table 5**  
**2021 Lobbying Expenditures Paid With Association Dues**  
**Listed by Entity**

Name of Entity (County) Association Name	Total Local Government Dues	Proportion of Dues Used for Lobbying	Total Dues Used for Lobbying
<b>City of Appleton</b>			
League of Minnesota Cities	1,690	11.0%	186
<b>Total for Entity</b>	<b>\$1,690</b>		<b>\$186</b>
<b>City of Arco</b>			
League of Minnesota Cities	420	11.0%	46
<b>Total for Entity</b>	<b>\$420</b>		<b>\$46</b>
<b>City of Arden Hills</b>			
Association of Metropolitan Municipalities	4,029	46.5%	1,873
League of Minnesota Cities	10,171	11.0%	1,119
<b>Total for Entity</b>	<b>\$14,200</b>		<b>\$2,992</b>
<b>City of Argyle</b>			
League of Minnesota Cities	749	11.0%	82
Minnesota Association of Small Cities	411	55.0%	226
<b>Total for Entity</b>	<b>\$1,160</b>		<b>\$308</b>
<b>City of Arlington</b>			
League of Minnesota Cities	2,639	11.0%	290
<b>Total for Entity</b>	<b>\$2,639</b>		<b>\$290</b>
<b>City of Ashby</b>			
League of Minnesota Cities	666	11.0%	73
Minnesota Association of Small Cities	321	55.0%	177
<b>Total for Entity</b>	<b>\$987</b>		<b>\$250</b>
<b>City of Askov</b>			
League of Minnesota Cities	513	11.0%	56
<b>Total for Entity</b>	<b>\$513</b>		<b>\$56</b>
<b>City of Atwater</b>			
League of Minnesota Cities	1,393	11.0%	153
<b>Total for Entity</b>	<b>\$1,393</b>		<b>\$153</b>
<b>City of Audubon</b>			
League of Minnesota Cities	767	11.0%	84
<b>Total for Entity</b>	<b>\$767</b>		<b>\$84</b>

**Table 5**  
**2021 Lobbying Expenditures Paid With Association Dues**  
**Listed by Entity**

Name of Entity (County) Association Name	Total Local Government Dues	Proportion of Dues Used for Lobbying	Total Dues Used for Lobbying
<b>City of Aurora</b>			
League of Minnesota Cities	2,007	11.0%	221
Range Association of Municipalities and Schools	700	75.1%	526
<b>Total for Entity</b>	<b>\$2,707</b>		<b>\$747</b>
<b>City of Austin</b>			
Coalition of Greater Minnesota Cities	64,193	68.2%	43,780
Greater Minnesota Parks and Trails	300	62.7%	188
Greater Minnesota Partnership	2,500	80.2%	2,005
League of Minnesota Cities	20,003	11.0%	2,200
Minnesota Environmental Science and Economic Review Board	8,188	12.2%	999
<b>Total for Entity</b>	<b>\$95,184</b>		<b>\$49,172</b>
<b>City of Avoca</b>			
League of Minnesota Cities	420	11.0%	46
<b>Total for Entity</b>	<b>\$420</b>		<b>\$46</b>
<b>City of Avon</b>			
League of Minnesota Cities	1,941	11.0%	214
Minnesota Environmental Science and Economic Review Board	750	12.2%	92
<b>Total for Entity</b>	<b>\$2,691</b>		<b>\$306</b>
<b>City of Babbitt</b>			
Coalition of Greater Minnesota Cities	3,856	68.2%	2,630
League of Minnesota Cities	1,696	11.0%	187
Minnesota Association of Small Cities	800	55.0%	440
Range Association of Municipalities and Schools	700	75.1%	526
<b>Total for Entity</b>	<b>\$7,052</b>		<b>\$3,783</b>
<b>City of Backus</b>			
League of Minnesota Cities	438	11.0%	48
Minnesota Association of Small Cities	233	55.0%	128
<b>Total for Entity</b>	<b>\$671</b>		<b>\$176</b>
<b>City of Badger</b>			
League of Minnesota Cities	622	11.0%	68
<b>Total for Entity</b>	<b>\$622</b>		<b>\$68</b>

**Table 5**  
**2021 Lobbying Expenditures Paid With Association Dues**  
**Listed by Entity**

Name of Entity (County) Association Name	Total Local Government Dues	Proportion of Dues Used for Lobbying	Total Dues Used for Lobbying
<b>City of Bagley</b>			
Coalition of Greater Minnesota Cities	3,802	68.2%	2,593
League of Minnesota Cities	1,571	11.0%	173
Minnesota Association of Small Cities	790	55.0%	434
<b>Total for Entity</b>	<b>\$6,163</b>		<b>\$3,200</b>
<b>City of Balaton</b>			
League of Minnesota Cities	806	11.0%	89
Minnesota Association of Small Cities	405	55.0%	223
<b>Total for Entity</b>	<b>\$1,211</b>		<b>\$312</b>
<b>City of Barnesville</b>			
Coalition of Greater Minnesota Cities	5,819	68.2%	3,969
League of Minnesota Cities	3,207	11.0%	353
<b>Total for Entity</b>	<b>\$9,026</b>		<b>\$4,322</b>
<b>City of Barnum</b>			
League of Minnesota Cities	834	11.0%	92
<b>Total for Entity</b>	<b>\$834</b>		<b>\$92</b>
<b>City of Barrett</b>			
League of Minnesota Cities	552	11.0%	61
<b>Total for Entity</b>	<b>\$552</b>		<b>\$61</b>
<b>City of Barry</b>			
League of Minnesota Cities	420	11.0%	46
<b>Total for Entity</b>	<b>\$420</b>		<b>\$46</b>
<b>City of Battle Lake</b>			
League of Minnesota Cities	1,097	11.0%	121
Minnesota Association of Small Cities	541	55.0%	298
<b>Total for Entity</b>	<b>\$1,638</b>		<b>\$419</b>
<b>City of Baudette</b>			
League of Minnesota Cities	1,218	11.0%	134
Minnesota Association of Small Cities	645	55.0%	355
<b>Total for Entity</b>	<b>\$1,863</b>		<b>\$489</b>

**Table 5**  
**2021 Lobbying Expenditures Paid With Association Dues**  
**Listed by Entity**

Name of Entity (County) Association Name	Total Local Government Dues	Proportion of Dues Used for Lobbying	Total Dues Used for Lobbying
<b>City of Baxter</b>			
League of Minnesota Cities	8,967	11.0%	986
<b>Total for Entity</b>	<b>\$8,967</b>		<b>\$986</b>
<b>City of Bayport</b>			
Association of Metropolitan Municipalities	1,777	46.5%	826
League of Minnesota Cities	4,610	11.0%	507
<b>Total for Entity</b>	<b>\$6,387</b>		<b>\$1,333</b>
<b>City of Beardsley</b>			
League of Minnesota Cities	420	11.0%	46
<b>Total for Entity</b>	<b>\$420</b>		<b>\$46</b>
<b>City of Beaver Bay</b>			
League of Minnesota Cities	420	11.0%	46
<b>Total for Entity</b>	<b>\$420</b>		<b>\$46</b>
<b>City of Beaver Creek</b>			
League of Minnesota Cities	457	11.0%	50
<b>Total for Entity</b>	<b>\$457</b>		<b>\$50</b>
<b>City of Becker</b>			
Coalition of Utility Cities	38,155	76.2%	29,074
League of Minnesota Cities	5,556	11.0%	611
<b>Total for Entity</b>	<b>\$43,711</b>		<b>\$29,685</b>
<b>City of Bejou</b>			
League of Minnesota Cities	828	11.0%	91
<b>Total for Entity</b>	<b>\$828</b>		<b>\$91</b>
<b>City of Belgrade</b>			
League of Minnesota Cities	965	11.0%	106
Minnesota Association of Small Cities	466	55.0%	256
<b>Total for Entity</b>	<b>\$1,431</b>		<b>\$362</b>
<b>City of Belle Plaine</b>			
League of Minnesota Cities	7,864	11.0%	865
<b>Total for Entity</b>	<b>\$7,864</b>		<b>\$865</b>

**Table 5**  
**2021 Lobbying Expenditures Paid With Association Dues**  
**Listed by Entity**

Name of Entity (County) Association Name	Total Local Government Dues	Proportion of Dues Used for Lobbying	Total Dues Used for Lobbying
<b>City of Bellechester</b>			
League of Minnesota Cities	420	11.0%	46
Minnesota Association of Small Cities	197	55.0%	108
<b>Total for Entity</b>	<b>\$617</b>		<b>\$154</b>
<b>City of Bellingham</b>			
League of Minnesota Cities	420	11.0%	46
<b>Total for Entity</b>	<b>\$420</b>		<b>\$46</b>
<b>City of Beltrami</b>			
League of Minnesota Cities	420	11.0%	46
<b>Total for Entity</b>	<b>\$420</b>		<b>\$46</b>
<b>City of Belview</b>			
League of Minnesota Cities	469	11.0%	52
<b>Total for Entity</b>	<b>\$469</b>		<b>\$52</b>
<b>City of Bemidji</b>			
Coalition of Greater Minnesota Cities	31,806	68.2%	21,692
Greater Minnesota Parks and Trails	225	62.7%	141
League of Minnesota Cities	13,754	11.0%	1,513
<b>Total for Entity</b>	<b>\$45,785</b>		<b>\$23,346</b>
<b>City of Bena</b>			
League of Minnesota Cities	828	11.0%	91
<b>Total for Entity</b>	<b>\$828</b>		<b>\$91</b>
<b>City of Benson</b>			
Coalition of Greater Minnesota Cities	6,613	68.2%	4,510
League of Minnesota Cities	4,006	11.0%	441
<b>Total for Entity</b>	<b>\$10,619</b>		<b>\$4,951</b>
<b>City of Bertha</b>			
League of Minnesota Cities	767	11.0%	84
Minnesota Association of Small Cities	341	55.0%	188
<b>Total for Entity</b>	<b>\$1,108</b>		<b>\$272</b>

**Table 5**  
**2021 Lobbying Expenditures Paid With Association Dues**  
**Listed by Entity**

Name of Entity (County) Association Name	Total Local Government Dues	Proportion of Dues Used for Lobbying	Total Dues Used for Lobbying
<b>City of Bethel</b>			
League of Minnesota Cities	674	11.0%	74
Minnesota Association of Small Cities	347	55.0%	191
<b>Total for Entity</b>	<b>\$1,021</b>		<b>\$265</b>
<b>City of Big Falls</b>			
Greater Minnesota Parks and Trails	50	62.7%	31
League of Minnesota Cities	420	11.0%	46
Minnesota Association of Small Cities	212	55.0%	117
<b>Total for Entity</b>	<b>\$682</b>		<b>\$194</b>
<b>City of Big Lake</b>			
League of Minnesota Cities	11,526	11.0%	1,268
<b>Total for Entity</b>	<b>\$11,526</b>		<b>\$1,268</b>
<b>City of Bigelow</b>			
League of Minnesota Cities	420	11.0%	46
<b>Total for Entity</b>	<b>\$420</b>		<b>\$46</b>
<b>City of Bigfork</b>			
League of Minnesota Cities	590	11.0%	65
Minnesota Association of Small Cities	317	55.0%	174
<b>Total for Entity</b>	<b>\$907</b>		<b>\$239</b>
<b>City of Bingham Lake</b>			
League of Minnesota Cities	420	11.0%	46
<b>Total for Entity</b>	<b>\$420</b>		<b>\$46</b>
<b>City of Birchwood</b>			
League of Minnesota Cities	1,103	11.0%	121
<b>Total for Entity</b>	<b>\$1,103</b>		<b>\$121</b>
<b>City of Bird Island</b>			
League of Minnesota Cities	1,261	11.0%	139
Minnesota Association of Small Cities	564	55.0%	310
<b>Total for Entity</b>	<b>\$1,825</b>		<b>\$449</b>

**Table 5**  
**2021 Lobbying Expenditures Paid With Association Dues**  
**Listed by Entity**

Name of Entity (County) Association Name	Total Local Government Dues	Proportion of Dues Used for Lobbying	Total Dues Used for Lobbying
<b>City of Biscay</b>			
League of Minnesota Cities	420	11.0%	46
Minnesota Association of Small Cities	165	55.0%	91
<b>Total for Entity</b>	<b>\$585</b>		<b>\$137</b>
<b>City of Biwabik</b>			
League of Minnesota Cities	1,212	11.0%	133
Range Association of Municipalities and Schools	700	75.1%	526
<b>Total for Entity</b>	<b>\$1,912</b>		<b>\$659</b>
<b>City of Blackduck</b>			
League of Minnesota Cities	1,083	11.0%	119
<b>Total for Entity</b>	<b>\$1,083</b>		<b>\$119</b>
<b>City of Blaine</b>			
Association of Metropolitan Municipalities	13,622	46.5%	6,334
League of Minnesota Cities	33,395	11.0%	3,673
<b>Total for Entity</b>	<b>\$47,017</b>		<b>\$10,007</b>
<b>City of Blomkest</b>			
League of Minnesota Cities	420	11.0%	46
<b>Total for Entity</b>	<b>\$420</b>		<b>\$46</b>
<b>City of Blooming Prairie</b>			
League of Minnesota Cities	2,336	11.0%	257
<b>Total for Entity</b>	<b>\$2,336</b>		<b>\$257</b>
<b>City of Bloomington</b>			
Association of Metropolitan Municipalities	14,839	46.5%	6,900
League of Minnesota Cities	37,333	11.0%	4,107
Municipal Legislative Commission	10,500	87.5%	9,188
<b>Total for Entity</b>	<b>\$62,672</b>		<b>\$20,195</b>
<b>City of Blue Earth</b>			
League of Minnesota Cities	3,667	11.0%	403
<b>Total for Entity</b>	<b>\$3,667</b>		<b>\$403</b>
<b>City of Bluffton</b>			
League of Minnesota Cities	420	11.0%	46
<b>Total for Entity</b>	<b>\$420</b>		<b>\$46</b>

**Table 5**  
**2021 Lobbying Expenditures Paid With Association Dues**  
**Listed by Entity**

Name of Entity (County) Association Name	Total Local Government Dues	Proportion of Dues Used for Lobbying	Total Dues Used for Lobbying
<b>City of Bock</b>			
League of Minnesota Cities	420	11.0%	46
<b>Total for Entity</b>	<b>\$420</b>		<b>\$46</b>
<b>City of Borup</b>			
League of Minnesota Cities	420	11.0%	46
<b>Total for Entity</b>	<b>\$420</b>		<b>\$46</b>
<b>City of Bovey</b>			
League of Minnesota Cities	1,066	11.0%	117
<b>Total for Entity</b>	<b>\$1,066</b>		<b>\$117</b>
<b>City of Boyd</b>			
League of Minnesota Cities	828	11.0%	91
<b>Total for Entity</b>	<b>\$828</b>		<b>\$91</b>
<b>City of Braham</b>			
League of Minnesota Cities	2,108	11.0%	232
<b>Total for Entity</b>	<b>\$2,108</b>		<b>\$232</b>
<b>City of Brainerd</b>			
Coalition of Greater Minnesota Cities	31,848	68.2%	21,720
League of Minnesota Cities	13,616	11.0%	1,498
Minnesota Environmental Science and Economic Review Board	4,337	12.2%	529
<b>Total for Entity</b>	<b>\$49,801</b>		<b>\$23,747</b>
<b>City of Brandon</b>			
League of Minnesota Cities	702	11.0%	77
<b>Total for Entity</b>	<b>\$702</b>		<b>\$77</b>
<b>City of Breckenridge</b>			
Coalition of Greater Minnesota Cities	6,843	68.2%	4,667
League of Minnesota Cities	3,687	11.0%	406
Minnesota Environmental Science and Economic Review Board	1,200	12.2%	146
<b>Total for Entity</b>	<b>\$11,730</b>		<b>\$5,219</b>
<b>City of Breezy Point</b>			
League of Minnesota Cities	3,001	11.0%	330
<b>Total for Entity</b>	<b>\$3,001</b>		<b>\$330</b>



**Table 5**  
**2021 Lobbying Expenditures Paid With Association Dues**  
**Listed by Entity**

Name of Entity (County) Association Name	Total Local Government Dues	Proportion of Dues Used for Lobbying	Total Dues Used for Lobbying
<b>City of Brewster</b>			
League of Minnesota Cities	707	11.0%	78
<b>Total for Entity</b>	<b>\$707</b>		<b>\$78</b>
<b>City of Brice lyn</b>			
League of Minnesota Cities	532	11.0%	59
<b>Total for Entity</b>	<b>\$532</b>		<b>\$59</b>
<b>City of Brook Park</b>			
League of Minnesota Cities	420	11.0%	46
<b>Total for Entity</b>	<b>\$420</b>		<b>\$46</b>
<b>City of Brooklyn Center</b>			
Association of Metropolitan Municipalities	9,434	46.5%	4,387
League of Minnesota Cities	24,402	11.0%	2,684
North Metro Mayors Association	12,457	76.5%	9,530
<b>Total for Entity</b>	<b>\$46,293</b>		<b>\$16,601</b>
<b>City of Brooklyn Park</b>			
Association of Metropolitan Municipalities	14,417	46.5%	6,704
League of Minnesota Cities	72,135	11.0%	7,935
North Metro Mayors Association	24,500	76.5%	18,742
<b>Total for Entity</b>	<b>\$111,052</b>		<b>\$33,381</b>
<b>City of Brooks</b>			
League of Minnesota Cities	420	11.0%	46
<b>Total for Entity</b>	<b>\$420</b>		<b>\$46</b>
<b>City of Brookston</b>			
League of Minnesota Cities	420	11.0%	46
<b>Total for Entity</b>	<b>\$420</b>		<b>\$46</b>
<b>City of Brooten</b>			
League of Minnesota Cities	840	11.0%	92
Minnesota Association of Small Cities	457	55.0%	251
<b>Total for Entity</b>	<b>\$1,297</b>		<b>\$343</b>
<b>City of Browerville</b>			
League of Minnesota Cities	1,077	11.0%	118
<b>Total for Entity</b>	<b>\$1,077</b>		<b>\$118</b>

**Table 5**  
**2021 Lobbying Expenditures Paid With Association Dues**  
**Listed by Entity**

Name of Entity (County) Association Name	Total Local Government Dues	Proportion of Dues Used for Lobbying	Total Dues Used for Lobbying
<b>City of Browns Valley</b>			
League of Minnesota Cities	765	11.0%	84
Minnesota Association of Small Cities	371	55.0%	204
<b>Total for Entity</b>	<b>\$1,136</b>		<b>\$288</b>
<b>City of Brownsdale</b>			
League of Minnesota Cities	848	11.0%	93
<b>Total for Entity</b>	<b>\$848</b>		<b>\$93</b>
<b>City of Brownsville</b>			
League of Minnesota Cities	774	11.0%	85
<b>Total for Entity</b>	<b>\$774</b>		<b>\$85</b>
<b>City of Brownton</b>			
League of Minnesota Cities	957	11.0%	105
Minnesota Association of Small Cities	440	55.0%	242
<b>Total for Entity</b>	<b>\$1,397</b>		<b>\$347</b>
<b>City of Bruno</b>			
League of Minnesota Cities	420	11.0%	46
<b>Total for Entity</b>	<b>\$420</b>		<b>\$46</b>
<b>City of Buckman</b>			
League of Minnesota Cities	487	11.0%	54
<b>Total for Entity</b>	<b>\$487</b>		<b>\$54</b>
<b>City of Buffalo</b>			
League of Minnesota Cities	14,984	11.0%	1,648
<b>Total for Entity</b>	<b>\$14,984</b>		<b>\$1,648</b>
<b>City of Buffalo Lake</b>			
League of Minnesota Cities	878	11.0%	97
Minnesota Association of Small Cities	422	55.0%	232
<b>Total for Entity</b>	<b>\$1,300</b>		<b>\$329</b>
<b>City of Buhl</b>			
League of Minnesota Cities	1,202	11.0%	132
Range Association of Municipalities and Schools	700	75.1%	526
<b>Total for Entity</b>	<b>\$1,902</b>		<b>\$658</b>

**Table 5**  
**2021 Lobbying Expenditures Paid With Association Dues**  
**Listed by Entity**

Name of Entity (County) Association Name	Total Local Government Dues	Proportion of Dues Used for Lobbying	Total Dues Used for Lobbying
<b>City of Burnsville</b>			
Association of Metropolitan Municipalities	13,409	46.5%	6,235
League of Minnesota Cities	33,917	11.0%	3,731
Municipal Legislative Commission	10,500	87.5%	9,188
<b>Total for Entity</b>	<b>\$57,826</b>		<b>\$19,154</b>
<b>City of Burtrum</b>			
League of Minnesota Cities	420	11.0%	46
<b>Total for Entity</b>	<b>\$420</b>		<b>\$46</b>
<b>City of Butterfield</b>			
League of Minnesota Cities	813	11.0%	89
<b>Total for Entity</b>	<b>\$813</b>		<b>\$89</b>
<b>City of Byron</b>			
League of Minnesota Cities	6,882	11.0%	757
<b>Total for Entity</b>	<b>\$6,882</b>		<b>\$757</b>
<b>City of Caledonia</b>			
Coalition of Greater Minnesota Cities	1,342	68.2%	915
League of Minnesota Cities	3,304	11.0%	363
<b>Total for Entity</b>	<b>\$4,646</b>		<b>\$1,278</b>
<b>City of Callaway</b>			
League of Minnesota Cities	420	11.0%	46
Minnesota Association of Small Cities	233	55.0%	128
<b>Total for Entity</b>	<b>\$653</b>		<b>\$174</b>
<b>City of Calumet</b>			
League of Minnesota Cities	1,032	11.0%	114
Minnesota Association of Small Cities	276	55.0%	152
Range Association of Municipalities and Schools	450	75.1%	338
<b>Total for Entity</b>	<b>\$1,758</b>		<b>\$604</b>
<b>City of Cambridge</b>			
Greater Minnesota Parks and Trails	150	62.7%	94
League of Minnesota Cities	9,873	11.0%	1,086
Minnesota Environmental Science and Economic Review Board	2,563	12.2%	313
<b>Total for Entity</b>	<b>\$12,586</b>		<b>\$1,493</b>

**Table 5**  
**2021 Lobbying Expenditures Paid With Association Dues**  
**Listed by Entity**

Name of Entity (County) Association Name	Total Local Government Dues	Proportion of Dues Used for Lobbying	Total Dues Used for Lobbying
<b>City of Campbell</b>			
League of Minnesota Cities	420	11.0%	46
Minnesota Association of Small Cities	182	55.0%	100
<b>Total for Entity</b>	<b>\$602</b>		<b>\$146</b>
<b>City of Canby</b>			
League of Minnesota Cities	2,026	11.0%	223
<b>Total for Entity</b>	<b>\$2,026</b>		<b>\$223</b>
<b>City of Cannon Falls</b>			
League of Minnesota Cities	4,827	11.0%	531
<b>Total for Entity</b>	<b>\$4,827</b>		<b>\$531</b>
<b>City of Canton</b>			
League of Minnesota Cities	490	11.0%	54
<b>Total for Entity</b>	<b>\$490</b>		<b>\$54</b>
<b>City of Carlos</b>			
League of Minnesota Cities	697	11.0%	77
Minnesota Association of Small Cities	342	55.0%	188
<b>Total for Entity</b>	<b>\$1,039</b>		<b>\$265</b>
<b>City of Carlton</b>			
League of Minnesota Cities	1,198	11.0%	132
Minnesota Association of Small Cities	561	55.0%	309
<b>Total for Entity</b>	<b>\$1,759</b>		<b>\$441</b>
<b>City of Carver</b>			
Association of Metropolitan Municipalities	2,145	46.5%	997
League of Minnesota Cities	6,444	11.0%	709
<b>Total for Entity</b>	<b>\$8,589</b>		<b>\$1,706</b>
<b>City of Cass Lake</b>			
League of Minnesota Cities	895	11.0%	98
Minnesota Association of Small Cities	463	55.0%	255
<b>Total for Entity</b>	<b>\$1,358</b>		<b>\$353</b>
<b>City of Cedar Mills</b>			
League of Minnesota Cities	420	11.0%	46
<b>Total for Entity</b>	<b>\$420</b>		<b>\$46</b>

**Table 5**  
**2021 Lobbying Expenditures Paid With Association Dues**  
**Listed by Entity**

Name of Entity (County) Association Name	Total Local Government Dues	Proportion of Dues Used for Lobbying	Total Dues Used for Lobbying
<b>City of Center City</b>			
League of Minnesota Cities	844	11.0%	93
Minnesota Association of Small Cities	408	55.0%	224
<b>Total for Entity</b>	<b>\$1,252</b>		<b>\$317</b>
<b>City of Centerville</b>			
Association of Metropolitan Municipalities	1,845	46.5%	858
League of Minnesota Cities	4,468	11.0%	491
<b>Total for Entity</b>	<b>\$6,313</b>		<b>\$1,349</b>
<b>City of Ceylon</b>			
League of Minnesota Cities	482	11.0%	53
<b>Total for Entity</b>	<b>\$482</b>		<b>\$53</b>
<b>City of Champlin</b>			
League of Minnesota Cities	19,778	11.0%	2,176
North Metro Mayors Association	10,503	76.5%	8,035
<b>Total for Entity</b>	<b>\$30,281</b>		<b>\$10,211</b>
<b>City of Chandler</b>			
League of Minnesota Cities	455	11.0%	50
<b>Total for Entity</b>	<b>\$455</b>		<b>\$50</b>
<b>City of Chanhassen</b>			
Association of Metropolitan Municipalities	8,309	46.5%	3,864
League of Minnesota Cities	20,729	11.0%	2,280
Municipal Legislative Commission	6,570	87.5%	5,749
<b>Total for Entity</b>	<b>\$35,608</b>		<b>\$11,893</b>
<b>City of Chaska</b>			
Association of Metropolitan Municipalities	8,562	46.5%	3,981
League of Minnesota Cities	21,602	11.0%	2,376
<b>Total for Entity</b>	<b>\$30,164</b>		<b>\$6,357</b>
<b>City of Chatfield</b>			
Greater Minnesota Parks and Trails	300	62.7%	188
League of Minnesota Cities	3,471	11.0%	382
Minnesota Association of Small Cities	1,512	55.0%	832
<b>Total for Entity</b>	<b>\$5,283</b>		<b>\$1,402</b>

**Table 5**  
**2021 Lobbying Expenditures Paid With Association Dues**  
**Listed by Entity**

Name of Entity (County) Association Name	Total Local Government Dues	Proportion of Dues Used for Lobbying	Total Dues Used for Lobbying
<b>City of Chickamaw Beach</b>			
League of Minnesota Cities	420	11.0%	46
<b>Total for Entity</b>	<b>\$420</b>		<b>\$46</b>
<b>City of Chisago City</b>			
League of Minnesota Cities	6,198	11.0%	682
<b>Total for Entity</b>	<b>\$6,198</b>		<b>\$682</b>
<b>City of Chisholm</b>			
League of Minnesota Cities	5,443	11.0%	599
Range Association of Municipalities and Schools	700	75.1%	526
<b>Total for Entity</b>	<b>\$6,143</b>		<b>\$1,125</b>
<b>City of Chokio</b>			
League of Minnesota Cities	595	11.0%	65
<b>Total for Entity</b>	<b>\$595</b>		<b>\$65</b>
<b>City of Circle Pines</b>			
Association of Metropolitan Municipalities	2,293	46.5%	1,066
League of Minnesota Cities	5,715	11.0%	629
North Metro Mayors Association	2,450	76.5%	1,874
<b>Total for Entity</b>	<b>\$10,458</b>		<b>\$3,569</b>
<b>City of Clara City</b>			
League of Minnesota Cities	1,725	11.0%	190
Minnesota Association of Small Cities	737	55.0%	405
<b>Total for Entity</b>	<b>\$2,462</b>		<b>\$595</b>
<b>City of Claremont</b>			
League of Minnesota Cities	715	11.0%	79
<b>Total for Entity</b>	<b>\$715</b>		<b>\$79</b>
<b>City of Clarissa</b>			
League of Minnesota Cities	879	11.0%	97
Minnesota Association of Small Cities	417	55.0%	229
<b>Total for Entity</b>	<b>\$1,296</b>		<b>\$326</b>
<b>City of Clarkfield</b>			
League of Minnesota Cities	1,091	11.0%	120
<b>Total for Entity</b>	<b>\$1,091</b>		<b>\$120</b>

**Table 5**  
**2021 Lobbying Expenditures Paid With Association Dues**  
**Listed by Entity**

Name of Entity (County) Association Name	Total Local Government Dues	Proportion of Dues Used for Lobbying	Total Dues Used for Lobbying
<b>City of Clarks Grove</b>			
League of Minnesota Cities	916	11.0%	101
<b>Total for Entity</b>	<b>\$916</b>		<b>\$101</b>
<b>City of Clear Lake</b>			
League of Minnesota Cities	857	11.0%	94
<b>Total for Entity</b>	<b>\$857</b>		<b>\$94</b>
<b>City of Clearbrook</b>			
League of Minnesota Cities	661	11.0%	73
Minnesota Association of Small Cities	353	55.0%	194
<b>Total for Entity</b>	<b>\$1,014</b>		<b>\$267</b>
<b>City of Clearwater</b>			
League of Minnesota Cities	4,377	11.0%	481
<b>Total for Entity</b>	<b>\$4,377</b>		<b>\$481</b>
<b>City of Clements</b>			
League of Minnesota Cities	420	11.0%	46
<b>Total for Entity</b>	<b>\$420</b>		<b>\$46</b>
<b>City of Cleveland</b>			
League of Minnesota Cities	975	11.0%	107
<b>Total for Entity</b>	<b>\$975</b>		<b>\$107</b>
<b>City of Climax</b>			
League of Minnesota Cities	420	11.0%	46
<b>Total for Entity</b>	<b>\$420</b>		<b>\$46</b>
<b>City of Clinton</b>			
League of Minnesota Cities	574	11.0%	63
<b>Total for Entity</b>	<b>\$574</b>		<b>\$63</b>
<b>City of Clitherall</b>			
League of Minnesota Cities	828	11.0%	91
<b>Total for Entity</b>	<b>\$828</b>		<b>\$91</b>
<b>City of Clontarf</b>			
League of Minnesota Cities	420	11.0%	46
<b>Total for Entity</b>	<b>\$420</b>		<b>\$46</b>

**Table 5**  
**2021 Lobbying Expenditures Paid With Association Dues**  
**Listed by Entity**

Name of Entity (County) Association Name	Total Local Government Dues	Proportion of Dues Used for Lobbying	Total Dues Used for Lobbying
<b>City of Cloquet</b>			
League of Minnesota Cities	12,206	11.0%	1,343
<b>Total for Entity</b>	<b>\$12,206</b>		<b>\$1,343</b>
<b>City of Coates</b>			
League of Minnesota Cities	420	11.0%	46
Minnesota Association of Small Cities	196	55.0%	108
<b>Total for Entity</b>	<b>\$616</b>		<b>\$154</b>
<b>City of Cohasset</b>			
Coalition of Utility Cities	19,479	76.2%	14,843
League of Minnesota Cities	3,129	11.0%	344
<b>Total for Entity</b>	<b>\$22,608</b>		<b>\$15,187</b>
<b>City of Cokato</b>			
Coalition of Greater Minnesota Cities	5,284	68.2%	3,604
Greater Minnesota Parks and Trails	150	62.7%	94
League of Minnesota Cities	3,251	11.0%	358
<b>Total for Entity</b>	<b>\$8,685</b>		<b>\$4,056</b>
<b>City of Cold Spring</b>			
League of Minnesota Cities	4,765	11.0%	524
<b>Total for Entity</b>	<b>\$4,765</b>		<b>\$524</b>
<b>City of Coleraine</b>			
League of Minnesota Cities	2,371	11.0%	261
Range Association of Municipalities and Schools	700	75.1%	526
<b>Total for Entity</b>	<b>\$3,071</b>		<b>\$787</b>
<b>City of Cologne</b>			
League of Minnesota Cities	2,417	11.0%	266
<b>Total for Entity</b>	<b>\$2,417</b>		<b>\$266</b>
<b>City of Columbia Heights</b>			
Association of Metropolitan Municipalities	7,297	46.5%	3,393
League of Minnesota Cities	18,866	11.0%	2,075
<b>Total for Entity</b>	<b>\$26,163</b>		<b>\$5,468</b>



**Table 5**  
**2021 Lobbying Expenditures Paid With Association Dues**  
**Listed by Entity**

Name of Entity (County) Association Name	Total Local Government Dues	Proportion of Dues Used for Lobbying	Total Dues Used for Lobbying
<b>City of Columbus</b>			
League of Minnesota Cities	4,760	11.0%	524
<b>Total for Entity</b>	<b>\$4,760</b>		<b>\$524</b>
<b>City of Comfrey</b>			
League of Minnesota Cities	581	11.0%	64
Minnesota Association of Small Cities	277	55.0%	152
<b>Total for Entity</b>	<b>\$858</b>		<b>\$216</b>
<b>City of Comstock</b>			
League of Minnesota Cities	420	11.0%	46
<b>Total for Entity</b>	<b>\$420</b>		<b>\$46</b>
<b>City of Conger</b>			
League of Minnesota Cities	420	11.0%	46
<b>Total for Entity</b>	<b>\$420</b>		<b>\$46</b>
<b>City of Cook</b>			
League of Minnesota Cities	738	11.0%	81
Range Association of Municipalities and Schools	450	75.1%	338
<b>Total for Entity</b>	<b>\$1,188</b>		<b>\$419</b>
<b>City of Coon Rapids</b>			
Association of Metropolitan Municipalities	13,475	46.5%	6,266
League of Minnesota Cities	33,821	11.0%	3,720
North Metro Mayors Association	24,500	76.5%	18,742
<b>Total for Entity</b>	<b>\$71,796</b>		<b>\$28,728</b>
<b>City of Corcoran</b>			
Association of Metropolitan Municipalities	2,565	46.5%	1,193
League of Minnesota Cities	6,767	11.0%	744
<b>Total for Entity</b>	<b>\$9,332</b>		<b>\$1,937</b>
<b>City of Correll</b>			
League of Minnesota Cities	420	11.0%	46
<b>Total for Entity</b>	<b>\$420</b>		<b>\$46</b>

**Table 5**  
**2021 Lobbying Expenditures Paid With Association Dues**  
**Listed by Entity**

Name of Entity (County) Association Name	Total Local Government Dues	Proportion of Dues Used for Lobbying	Total Dues Used for Lobbying
<b>City of Cosmos</b>			
League of Minnesota Cities	708	11.0%	78
Minnesota Association of Small Cities	324	55.0%	178
<b>Total for Entity</b>	<b>\$1,032</b>		<b>\$256</b>
<b>City of Cottage Grove</b>			
Association of Metropolitan Municipalities	10,375	46.5%	4,824
League of Minnesota Cities	26,773	11.0%	2,945
<b>Total for Entity</b>	<b>\$37,148</b>		<b>\$7,769</b>
<b>City of Cottonwood</b>			
League of Minnesota Cities	1,421	11.0%	156
Minnesota Association of Small Cities	706	55.0%	388
<b>Total for Entity</b>	<b>\$2,127</b>		<b>\$544</b>
<b>City of Courtland</b>			
League of Minnesota Cities	960	11.0%	106
Minnesota Association of Small Cities	419	55.0%	230
<b>Total for Entity</b>	<b>\$1,379</b>		<b>\$336</b>
<b>City of Credit River</b>			
League of Minnesota Cities	7,661	11.0%	843
<b>Total for Entity</b>	<b>\$7,661</b>		<b>\$843</b>
<b>City of Cromwell</b>			
League of Minnesota Cities	420	11.0%	46
Minnesota Association of Small Cities	227	55.0%	125
<b>Total for Entity</b>	<b>\$647</b>		<b>\$171</b>
<b>City of Crookston</b>			
Coalition of Greater Minnesota Cities	13,451	68.2%	9,174
Greater Minnesota Parks and Trails	150	62.7%	94
League of Minnesota Cities	7,943	11.0%	874
Minnesota Environmental Science and Economic Review Board	2,460	12.2%	300
<b>Total for Entity</b>	<b>\$24,004</b>		<b>\$10,442</b>
<b>City of Crosby</b>			
League of Minnesota Cities	2,764	11.0%	304
<b>Total for Entity</b>	<b>\$2,764</b>		<b>\$304</b>

**Table 5**  
**2021 Lobbying Expenditures Paid With Association Dues**  
**Listed by Entity**

Name of Entity (County) Association Name	Total Local Government Dues	Proportion of Dues Used for Lobbying	Total Dues Used for Lobbying
<b>City of Crosslake</b>			
League of Minnesota Cities	2,802	11.0%	308
Minnesota Association of Small Cities	1,261	55.0%	694
Minnesota Environmental Science and Economic Review Board	750	12.2%	92
<b>Total for Entity</b>	<b>\$4,813</b>		<b>\$1,094</b>
<b>City of Crystal</b>			
Association of Metropolitan Municipalities	3,877	46.5%	1,803
League of Minnesota Cities	19,502	11.0%	2,145
<b>Total for Entity</b>	<b>\$23,379</b>		<b>\$3,948</b>
<b>City of Currie</b>			
League of Minnesota Cities	420	11.0%	46
Minnesota Association of Small Cities	219	55.0%	120
<b>Total for Entity</b>	<b>\$639</b>		<b>\$166</b>
<b>City of Cuyuna</b>			
League of Minnesota Cities	474	11.0%	52
<b>Total for Entity</b>	<b>\$474</b>		<b>\$52</b>
<b>City of Cyrus</b>			
League of Minnesota Cities	484	11.0%	53
<b>Total for Entity</b>	<b>\$484</b>		<b>\$53</b>
<b>City of Dakota</b>			
League of Minnesota Cities	473	11.0%	52
<b>Total for Entity</b>	<b>\$473</b>		<b>\$52</b>
<b>City of Dalton</b>			
League of Minnesota Cities	420	11.0%	46
<b>Total for Entity</b>	<b>\$420</b>		<b>\$46</b>
<b>City of Danube</b>			
League of Minnesota Cities	654	11.0%	72
Minnesota Association of Small Cities	326	55.0%	179
<b>Total for Entity</b>	<b>\$980</b>		<b>\$251</b>
<b>City of Danvers</b>			
League of Minnesota Cities	420	11.0%	46
<b>Total for Entity</b>	<b>\$420</b>		<b>\$46</b>

**Table 5**  
**2021 Lobbying Expenditures Paid With Association Dues**  
**Listed by Entity**

Name of Entity (County) Association Name	Total Local Government Dues	Proportion of Dues Used for Lobbying	Total Dues Used for Lobbying
<b>City of Darfur</b>			
League of Minnesota Cities	420	11.0%	46
<b>Total for Entity</b>	<b>\$420</b>		<b>\$46</b>
<b>City of Darwin</b>			
League of Minnesota Cities	532	11.0%	59
Minnesota Association of Small Cities	279	55.0%	153
<b>Total for Entity</b>	<b>\$811</b>		<b>\$212</b>
<b>City of Dassel</b>			
Coalition of Greater Minnesota Cities	1,757	68.2%	1,198
League of Minnesota Cities	1,779	11.0%	196
<b>Total for Entity</b>	<b>\$3,536</b>		<b>\$1,394</b>
<b>City of Dawson</b>			
League of Minnesota Cities	1,772	11.0%	195
<b>Total for Entity</b>	<b>\$1,772</b>		<b>\$195</b>
<b>City of Dayton</b>			
Association of Metropolitan Municipalities	2,652	46.5%	1,233
League of Minnesota Cities	7,743	11.0%	852
North Metro Mayors Association	3,039	76.5%	2,325
<b>Total for Entity</b>	<b>\$13,434</b>		<b>\$4,410</b>
<b>City of De Graff</b>			
League of Minnesota Cities	420	11.0%	46
<b>Total for Entity</b>	<b>\$420</b>		<b>\$46</b>
<b>City of Deephaven</b>			
League of Minnesota Cities	4,471	11.0%	492
<b>Total for Entity</b>	<b>\$4,471</b>		<b>\$492</b>
<b>City of Deer Creek</b>			
League of Minnesota Cities	512	11.0%	56
<b>Total for Entity</b>	<b>\$512</b>		<b>\$56</b>
<b>City of Deer River</b>			
League of Minnesota Cities	1,154	11.0%	127
<b>Total for Entity</b>	<b>\$1,154</b>		<b>\$127</b>

**Table 5**  
**2021 Lobbying Expenditures Paid With Association Dues**  
**Listed by Entity**

Name of Entity (County) Association Name	Total Local Government Dues	Proportion of Dues Used for Lobbying	Total Dues Used for Lobbying
<b>City of Deerwood</b>			
League of Minnesota Cities	729	11.0%	80
<b>Total for Entity</b>	<b>\$729</b>		<b>\$80</b>
<b>City of Delano</b>			
League of Minnesota Cities	7,038	11.0%	774
<b>Total for Entity</b>	<b>\$7,038</b>		<b>\$774</b>
<b>City of Delavan</b>			
League of Minnesota Cities	420	11.0%	46
Minnesota Association of Small Cities	194	55.0%	107
<b>Total for Entity</b>	<b>\$614</b>		<b>\$153</b>
<b>City of Delhi</b>			
League of Minnesota Cities	420	11.0%	46
<b>Total for Entity</b>	<b>\$420</b>		<b>\$46</b>
<b>City of Dellwood</b>			
League of Minnesota Cities	1,445	11.0%	159
<b>Total for Entity</b>	<b>\$1,445</b>		<b>\$159</b>
<b>City of Denham</b>			
League of Minnesota Cities	420	11.0%	46
<b>Total for Entity</b>	<b>\$420</b>		<b>\$46</b>
<b>City of Dennison</b>			
League of Minnesota Cities	420	11.0%	46
<b>Total for Entity</b>	<b>\$420</b>		<b>\$46</b>
<b>City of Dent</b>			
League of Minnesota Cities	420	11.0%	46
Minnesota Association of Small Cities	204	55.0%	112
<b>Total for Entity</b>	<b>\$624</b>		<b>\$158</b>

**Table 5**  
**2021 Lobbying Expenditures Paid With Association Dues**  
**Listed by Entity**

Name of Entity (County) Association Name	Total Local Government Dues	Proportion of Dues Used for Lobbying	Total Dues Used for Lobbying
<b>City of Detroit Lakes</b>			
Coalition of Greater Minnesota Cities	17,987	68.2%	12,267
Greater Minnesota Parks and Trails	300	62.7%	188
Greater Minnesota Partnership	1,000	80.2%	802
League of Minnesota Cities	10,107	11.0%	1,112
Minnesota Environmental Science and Economic Review Board	3,648	12.2%	445
<b>Total for Entity</b>	<b>\$33,042</b>		<b>\$14,814</b>
<b>City of Dexter</b>			
League of Minnesota Cities	505	11.0%	56
<b>Total for Entity</b>	<b>\$505</b>		<b>\$56</b>
<b>City of Dilworth</b>			
Greater Minnesota Parks and Trails	150	62.7%	94
League of Minnesota Cities	5,262	11.0%	579
<b>Total for Entity</b>	<b>\$5,412</b>		<b>\$673</b>
<b>City of Dodge Center</b>			
Coalition of Greater Minnesota Cities	5,978	68.2%	4,077
Highway 14 Partnership	750	51.5%	386
League of Minnesota Cities	3,301	11.0%	363
<b>Total for Entity</b>	<b>\$10,029</b>		<b>\$4,826</b>
<b>City of Donnelly</b>			
League of Minnesota Cities	420	11.0%	46
<b>Total for Entity</b>	<b>\$420</b>		<b>\$46</b>
<b>City of Doran</b>			
League of Minnesota Cities	828	11.0%	91
<b>Total for Entity</b>	<b>\$828</b>		<b>\$91</b>
<b>City of Dover</b>			
League of Minnesota Cities	1,013	11.0%	111
<b>Total for Entity</b>	<b>\$1,013</b>		<b>\$111</b>
<b>City of Dovray</b>			
League of Minnesota Cities	420	11.0%	46
<b>Total for Entity</b>	<b>\$420</b>		<b>\$46</b>

**Table 5**  
**2021 Lobbying Expenditures Paid With Association Dues**  
**Listed by Entity**

Name of Entity (County) Association Name	Total Local Government Dues	Proportion of Dues Used for Lobbying	Total Dues Used for Lobbying
<b>City of Duluth</b>			
Greater Minnesota Parks and Trails	450	62.7%	282
League of Minnesota Cities	36,895	11.0%	4,058
<b>Total for Entity</b>	<b>\$37,345</b>		<b>\$4,340</b>
<b>City of Dumont</b>			
League of Minnesota Cities	420	11.0%	46
<b>Total for Entity</b>	<b>\$420</b>		<b>\$46</b>
<b>City of Dundas</b>			
League of Minnesota Cities	2,045	11.0%	225
<b>Total for Entity</b>	<b>\$2,045</b>		<b>\$225</b>
<b>City of Dundee</b>			
League of Minnesota Cities	420	11.0%	46
Minnesota Association of Small Cities	149	55.0%	82
<b>Total for Entity</b>	<b>\$569</b>		<b>\$128</b>
<b>City of Dunnell</b>			
League of Minnesota Cities	420	11.0%	46
<b>Total for Entity</b>	<b>\$420</b>		<b>\$46</b>
<b>City of Eagan</b>			
Association of Metropolitan Municipalities	13,710	46.5%	6,375
League of Minnesota Cities	34,521	11.0%	3,797
Municipal Legislative Commission	10,500	87.5%	9,188
<b>Total for Entity</b>	<b>\$58,731</b>		<b>\$19,360</b>
<b>City of Eagle Bend</b>			
League of Minnesota Cities	752	11.0%	83
Minnesota Association of Small Cities	352	55.0%	194
<b>Total for Entity</b>	<b>\$1,104</b>		<b>\$277</b>
<b>City of Eagle Lake</b>			
Coalition of Greater Minnesota Cities	5,798	68.2%	3,954
Highway 14 Partnership	750	51.5%	386
<b>Total for Entity</b>	<b>\$6,548</b>		<b>\$4,340</b>

**Table 5**  
**2021 Lobbying Expenditures Paid With Association Dues**  
**Listed by Entity**

Name of Entity (County) Association Name	Total Local Government Dues	Proportion of Dues Used for Lobbying	Total Dues Used for Lobbying
<b>City of East Bethel</b>			
League of Minnesota Cities	11,603	11.0%	1,276
<b>Total for Entity</b>	<b>\$11,603</b>		<b>\$1,276</b>
<b>City of East Grand Forks</b>			
Coalition of Greater Minnesota Cities	14,724	68.2%	10,042
Greater Minnesota Parks and Trails	150	62.7%	94
League of Minnesota Cities	9,479	11.0%	1,043
<b>Total for Entity</b>	<b>\$24,353</b>		<b>\$11,179</b>
<b>City of East Gull Lake</b>			
League of Minnesota Cities	1,240	11.0%	136
<b>Total for Entity</b>	<b>\$1,240</b>		<b>\$136</b>
<b>City of Easton</b>			
League of Minnesota Cities	420	11.0%	46
Minnesota Association of Small Cities	205	55.0%	113
<b>Total for Entity</b>	<b>\$625</b>		<b>\$159</b>
<b>City of Echo</b>			
League of Minnesota Cities	420	11.0%	46
Minnesota Association of Small Cities	235	55.0%	129
<b>Total for Entity</b>	<b>\$655</b>		<b>\$175</b>
<b>City of Eden Prairie</b>			
Association of Metropolitan Municipalities	13,452	46.5%	6,255
League of Minnesota Cities	33,901	11.0%	3,729
Municipal Legislative Commission	10,500	87.5%	9,188
<b>Total for Entity</b>	<b>\$57,853</b>		<b>\$19,172</b>
<b>City of Eden Valley</b>			
League of Minnesota Cities	1,285	11.0%	141
<b>Total for Entity</b>	<b>\$1,285</b>		<b>\$141</b>
<b>City of Edgerton</b>			
League of Minnesota Cities	1,542	11.0%	170
<b>Total for Entity</b>	<b>\$1,542</b>		<b>\$170</b>



**Table 5**  
**2021 Lobbying Expenditures Paid With Association Dues**  
**Listed by Entity**

Name of Entity (County) Association Name	Total Local Government Dues	Proportion of Dues Used for Lobbying	Total Dues Used for Lobbying
<b>City of Edina</b>			
Association of Metropolitan Municipalities	12,873	46.5%	5,986
League of Minnesota Cities	32,476	11.0%	3,572
Municipal Legislative Commission	10,500	87.5%	9,188
<b>Total for Entity</b>	<b>\$55,849</b>		<b>\$18,746</b>
<b>City of Effie</b>			
League of Minnesota Cities	420	11.0%	46
<b>Total for Entity</b>	<b>\$420</b>		<b>\$46</b>
<b>City of Eitzen</b>			
League of Minnesota Cities	455	11.0%	50
<b>Total for Entity</b>	<b>\$455</b>		<b>\$50</b>
<b>City of Elba</b>			
League of Minnesota Cities	420	11.0%	46
Minnesota Association of Small Cities	187	55.0%	103
<b>Total for Entity</b>	<b>\$607</b>		<b>\$149</b>
<b>City of Elbow Lake</b>			
Greater Minnesota Parks and Trails	150	62.7%	94
League of Minnesota Cities	1,561	11.0%	172
<b>Total for Entity</b>	<b>\$1,711</b>		<b>\$266</b>
<b>City of Elgin</b>			
League of Minnesota Cities	1,383	11.0%	152
Minnesota Association of Small Cities	647	55.0%	356
<b>Total for Entity</b>	<b>\$2,030</b>		<b>\$508</b>
<b>City of Elizabeth</b>			
League of Minnesota Cities	420	11.0%	46
Minnesota Association of Small Cities	195	55.0%	107
<b>Total for Entity</b>	<b>\$615</b>		<b>\$153</b>
<b>City of Elk River</b>			
Greater Minnesota Parks and Trails	225	62.7%	141
League of Minnesota Cities	20,676	11.0%	2,274
<b>Total for Entity</b>	<b>\$20,901</b>		<b>\$2,415</b>

**Table 5**  
**2021 Lobbying Expenditures Paid With Association Dues**  
**Listed by Entity**

Name of Entity (County) Association Name	Total Local Government Dues	Proportion of Dues Used for Lobbying	Total Dues Used for Lobbying
<b>City of Elko New Market</b>			
Association of Metropolitan Municipalities	2,164	46.5%	1,006
League of Minnesota Cities	5,522	11.0%	607
<b>Total for Entity</b>	<b>\$7,686</b>		<b>\$1,613</b>
<b>City of Elkton</b>			
League of Minnesota Cities	420	11.0%	46
<b>Total for Entity</b>	<b>\$420</b>		<b>\$46</b>
<b>City of Ellendale</b>			
League of Minnesota Cities	896	11.0%	99
<b>Total for Entity</b>	<b>\$896</b>		<b>\$99</b>
<b>City of Ellsworth</b>			
League of Minnesota Cities	697	11.0%	77
Minnesota Association of Small Cities	330	55.0%	182
<b>Total for Entity</b>	<b>\$1,027</b>		<b>\$259</b>
<b>City of Elmdale</b>			
League of Minnesota Cities	420	11.0%	46
<b>Total for Entity</b>	<b>\$420</b>		<b>\$46</b>
<b>City of Elmore</b>			
League of Minnesota Cities	755	11.0%	83
<b>Total for Entity</b>	<b>\$755</b>		<b>\$83</b>
<b>City of Ely</b>			
Coalition of Greater Minnesota Cities	7,025	68.2%	4,791
Greater Minnesota Parks and Trails	150	62.7%	94
Greater Minnesota Partnership	500	80.2%	401
League of Minnesota Cities	3,771	11.0%	415
Range Association of Municipalities and Schools	700	75.1%	526
<b>Total for Entity</b>	<b>\$12,146</b>		<b>\$6,227</b>
<b>City of Elysian</b>			
League of Minnesota Cities	931	11.0%	102
<b>Total for Entity</b>	<b>\$931</b>		<b>\$102</b>

**Table 5**  
**2021 Lobbying Expenditures Paid With Association Dues**  
**Listed by Entity**

Name of Entity (County) Association Name	Total Local Government Dues	Proportion of Dues Used for Lobbying	Total Dues Used for Lobbying
<b>City of Emily</b>			
League of Minnesota Cities	1,081	11.0%	119
<b>Total for Entity</b>	<b>\$1,081</b>		<b>\$119</b>
<b>City of Emmons</b>			
League of Minnesota Cities	553	11.0%	61
<b>Total for Entity</b>	<b>\$553</b>		<b>\$61</b>
<b>City of Erhard</b>			
League of Minnesota Cities	420	11.0%	46
Minnesota Association of Small Cities	185	55.0%	102
<b>Total for Entity</b>	<b>\$605</b>		<b>\$148</b>
<b>City of Erskine</b>			
League of Minnesota Cities	593	11.0%	65
Minnesota Association of Small Cities	340	55.0%	187
<b>Total for Entity</b>	<b>\$933</b>		<b>\$252</b>
<b>City of Evan</b>			
League of Minnesota Cities	420	11.0%	46
<b>Total for Entity</b>	<b>\$420</b>		<b>\$46</b>
<b>City of Evansville</b>			
League of Minnesota Cities	815	11.0%	90
Minnesota Association of Small Cities	390	55.0%	214
<b>Total for Entity</b>	<b>\$1,205</b>		<b>\$304</b>
<b>City of Eveleth</b>			
Coalition of Greater Minnesota Cities	7,346	68.2%	5,010
League of Minnesota Cities	4,021	11.0%	442
Minnesota Environmental Science and Economic Review Board	1,380	12.2%	168
Range Association of Municipalities and Schools	700	75.1%	526
<b>Total for Entity</b>	<b>\$13,447</b>		<b>\$6,146</b>
<b>City of Excelsior</b>			
Association of Metropolitan Municipalities	1,083	46.5%	504
League of Minnesota Cities	2,758	11.0%	303
<b>Total for Entity</b>	<b>\$3,841</b>		<b>\$807</b>

**Table 5**  
**2021 Lobbying Expenditures Paid With Association Dues**  
**Listed by Entity**

Name of Entity (County) Association Name	Total Local Government Dues	Proportion of Dues Used for Lobbying	Total Dues Used for Lobbying
<b>City of Eyota</b>			
League of Minnesota Cities	2,371	11.0%	261
Minnesota Association of Small Cities	1,040	55.0%	572
<b>Total for Entity</b>	<b>\$3,411</b>		<b>\$833</b>
<b>City of Fairfax</b>			
League of Minnesota Cities	1,533	11.0%	169
<b>Total for Entity</b>	<b>\$1,533</b>		<b>\$169</b>
<b>City of Fairmont</b>			
Coalition of Greater Minnesota Cities	17,579	68.2%	11,989
Greater Minnesota Partnership	1,500	80.2%	1,203
League of Minnesota Cities	10,601	11.0%	1,166
<b>Total for Entity</b>	<b>\$29,680</b>		<b>\$14,358</b>
<b>City of Falcon Heights</b>			
Association of Metropolitan Municipalities	2,438	46.5%	1,134
League of Minnesota Cities	6,027	11.0%	663
<b>Total for Entity</b>	<b>\$8,465</b>		<b>\$1,797</b>
<b>City of Faribault</b>			
Greater Minnesota Parks and Trails	225	62.7%	141
League of Minnesota Cities	20,029	11.0%	2,203
Minnesota Environmental Science and Economic Review Board	6,444	12.2%	786
<b>Total for Entity</b>	<b>\$26,698</b>		<b>\$3,130</b>
<b>City of Farmington</b>			
League of Minnesota Cities	19,644	11.0%	2,161
<b>Total for Entity</b>	<b>\$19,644</b>		<b>\$2,161</b>
<b>City of Farwell</b>			
League of Minnesota Cities	420	11.0%	46
<b>Total for Entity</b>	<b>\$420</b>		<b>\$46</b>
<b>City of Federal Dam</b>			
League of Minnesota Cities	828	11.0%	91
<b>Total for Entity</b>	<b>\$828</b>		<b>\$91</b>

**Table 5**  
**2021 Lobbying Expenditures Paid With Association Dues**  
**Listed by Entity**

Name of Entity (County) Association Name	Total Local Government Dues	Proportion of Dues Used for Lobbying	Total Dues Used for Lobbying
<b>City of Fergus Falls</b>			
Coalition of Greater Minnesota Cities	28,444	68.2%	19,399
Greater Minnesota Parks and Trails	225	62.7%	141
League of Minnesota Cities	13,403	11.0%	1,474
Minnesota Environmental Science and Economic Review Board	4,355	12.2%	531
<b>Total for Entity</b>	<b>\$46,427</b>		<b>\$21,545</b>
<b>City of Fertile</b>			
League of Minnesota Cities	1,038	11.0%	114
<b>Total for Entity</b>	<b>\$1,038</b>		<b>\$114</b>
<b>City of Fifty Lakes</b>			
League of Minnesota Cities	637	11.0%	70
Minnesota Association of Small Cities	303	55.0%	167
<b>Total for Entity</b>	<b>\$940</b>		<b>\$237</b>
<b>City of Finlayson</b>			
League of Minnesota Cities	473	11.0%	52
Minnesota Association of Small Cities	257	55.0%	141
<b>Total for Entity</b>	<b>\$730</b>		<b>\$193</b>
<b>City of Fisher</b>			
League of Minnesota Cities	614	11.0%	68
<b>Total for Entity</b>	<b>\$614</b>		<b>\$68</b>
<b>City of Flensburg</b>			
League of Minnesota Cities	420	11.0%	46
<b>Total for Entity</b>	<b>\$420</b>		<b>\$46</b>
<b>City of Floodwood</b>			
League of Minnesota Cities	720	11.0%	79
Minnesota Association of Small Cities	351	55.0%	193
<b>Total for Entity</b>	<b>\$1,071</b>		<b>\$272</b>
<b>City of Florence</b>			
League of Minnesota Cities	420	11.0%	46
<b>Total for Entity</b>	<b>\$420</b>		<b>\$46</b>

**Table 5**  
**2021 Lobbying Expenditures Paid With Association Dues**  
**Listed by Entity**

Name of Entity (County) Association Name	Total Local Government Dues	Proportion of Dues Used for Lobbying	Total Dues Used for Lobbying
<b>City of Foley</b>			
Coalition of Greater Minnesota Cities	5,243	68.2%	3,576
League of Minnesota Cities	3,153	11.0%	347
<b>Total for Entity</b>	<b>\$8,396</b>		<b>\$3,923</b>
<b>City of Forada</b>			
League of Minnesota Cities	420	11.0%	46
Minnesota Association of Small Cities	192	55.0%	106
<b>Total for Entity</b>	<b>\$612</b>		<b>\$152</b>
<b>City of Forest Lake</b>			
Association of Metropolitan Municipalities	7,251	46.5%	3,372
League of Minnesota Cities	18,227	11.0%	2,005
<b>Total for Entity</b>	<b>\$25,478</b>		<b>\$5,377</b>
<b>City of Foreston</b>			
League of Minnesota Cities	766	11.0%	84
<b>Total for Entity</b>	<b>\$766</b>		<b>\$84</b>
<b>City of Fort Ripley</b>			
League of Minnesota Cities	420	11.0%	46
<b>Total for Entity</b>	<b>\$420</b>		<b>\$46</b>
<b>City of Fosston</b>			
League of Minnesota Cities	1,737	11.0%	191
Minnesota Association of Small Cities	818	55.0%	450
<b>Total for Entity</b>	<b>\$2,555</b>		<b>\$641</b>
<b>City of Fountain</b>			
League of Minnesota Cities	600	11.0%	66
Minnesota Association of Small Cities	306	55.0%	168
<b>Total for Entity</b>	<b>\$906</b>		<b>\$234</b>
<b>City of Franklin</b>			
League of Minnesota Cities	693	11.0%	76
Minnesota Association of Small Cities	332	55.0%	183
<b>Total for Entity</b>	<b>\$1,025</b>		<b>\$259</b>

**Table 5**  
**2021 Lobbying Expenditures Paid With Association Dues**  
**Listed by Entity**

Name of Entity (County) Association Name	Total Local Government Dues	Proportion of Dues Used for Lobbying	Total Dues Used for Lobbying
<b>City of Frazee</b>			
Greater Minnesota Parks and Trails	300	62.7%	188
League of Minnesota Cities	1,627	11.0%	179
Minnesota Association of Small Cities	782	55.0%	430
<b>Total for Entity</b>	<b>\$2,709</b>		<b>\$797</b>
<b>City of Freeborn</b>			
League of Minnesota Cities	439	11.0%	48
<b>Total for Entity</b>	<b>\$439</b>		<b>\$48</b>
<b>City of Freeport</b>			
League of Minnesota Cities	895	11.0%	98
Minnesota Association of Small Cities	431	55.0%	237
<b>Total for Entity</b>	<b>\$1,326</b>		<b>\$335</b>
<b>City of Fridley</b>			
Association of Metropolitan Municipalities	8,786	46.5%	4,085
League of Minnesota Cities	22,437	11.0%	2,468
North Metro Mayors Association	12,764	76.5%	9,764
<b>Total for Entity</b>	<b>\$43,987</b>		<b>\$16,317</b>
<b>City of Frost</b>			
League of Minnesota Cities	420	11.0%	46
Minnesota Association of Small Cities	217	55.0%	119
<b>Total for Entity</b>	<b>\$637</b>		<b>\$165</b>
<b>City of Fulda</b>			
League of Minnesota Cities	1,667	11.0%	183
Minnesota Association of Small Cities	722	55.0%	397
Minnesota Environmental Science and Economic Review Board	750	12.2%	92
<b>Total for Entity</b>	<b>\$3,139</b>		<b>\$672</b>
<b>City of Garfield</b>			
League of Minnesota Cities	533	11.0%	59
<b>Total for Entity</b>	<b>\$533</b>		<b>\$59</b>

**Table 5**  
**2021 Lobbying Expenditures Paid With Association Dues**  
**Listed by Entity**

Name of Entity (County) Association Name	Total Local Government Dues	Proportion of Dues Used for Lobbying	Total Dues Used for Lobbying
<b>City of Garrison</b>			
League of Minnesota Cities	420	11.0%	46
Minnesota Association of Small Cities	216	55.0%	119
<b>Total for Entity</b>	<b>\$636</b>		<b>\$165</b>
<b>City of Garvin</b>			
League of Minnesota Cities	420	11.0%	46
Minnesota Association of Small Cities	180	55.0%	99
<b>Total for Entity</b>	<b>\$600</b>		<b>\$145</b>
<b>City of Gary</b>			
League of Minnesota Cities	420	11.0%	46
<b>Total for Entity</b>	<b>\$420</b>		<b>\$46</b>
<b>City of Gaylord</b>			
Greater Minnesota Partnership	500	80.2%	401
League of Minnesota Cities	2,667	11.0%	293
<b>Total for Entity</b>	<b>\$3,167</b>		<b>\$694</b>
<b>City of Gem Lake</b>			
League of Minnesota Cities	732	11.0%	81
<b>Total for Entity</b>	<b>\$732</b>		<b>\$81</b>
<b>City of Geneva</b>			
League of Minnesota Cities	710	11.0%	78
<b>Total for Entity</b>	<b>\$710</b>		<b>\$78</b>
<b>City of Genola</b>			
League of Minnesota Cities	828	11.0%	91
<b>Total for Entity</b>	<b>\$828</b>		<b>\$91</b>
<b>City of Georgetown</b>			
League of Minnesota Cities	420	11.0%	46
<b>Total for Entity</b>	<b>\$420</b>		<b>\$46</b>
<b>City of Ghent</b>			
League of Minnesota Cities	563	11.0%	62
<b>Total for Entity</b>	<b>\$563</b>		<b>\$62</b>



**Table 5**  
**2021 Lobbying Expenditures Paid With Association Dues**  
**Listed by Entity**

Name of Entity (County) Association Name	Total Local Government Dues	Proportion of Dues Used for Lobbying	Total Dues Used for Lobbying
<b>City of Gibbon</b>			
League of Minnesota Cities	1,016	11.0%	112
<b>Total for Entity</b>	<b>\$1,016</b>		<b>\$112</b>
<b>City of Gilbert</b>			
Coalition of Greater Minnesota Cities	3,945	68.2%	2,690
League of Minnesota Cities	2,017	11.0%	222
Range Association of Municipalities and Schools	700	75.1%	526
<b>Total for Entity</b>	<b>\$6,662</b>		<b>\$3,438</b>
<b>City of Gilman</b>			
League of Minnesota Cities	420	11.0%	46
<b>Total for Entity</b>	<b>\$420</b>		<b>\$46</b>
<b>City of Glencoe</b>			
Coalition of Greater Minnesota Cities	9,725	68.2%	6,632
Greater Minnesota Parks and Trails	150	62.7%	94
League of Minnesota Cities	6,367	11.0%	700
Minnesota Environmental Science and Economic Review Board	1,855	12.2%	226
<b>Total for Entity</b>	<b>\$18,097</b>		<b>\$7,652</b>
<b>City of Glenville</b>			
League of Minnesota Cities	776	11.0%	85
<b>Total for Entity</b>	<b>\$776</b>		<b>\$85</b>
<b>City of Glenwood</b>			
Coalition of Greater Minnesota Cities	5,025	68.2%	3,427
League of Minnesota Cities	2,920	11.0%	321
<b>Total for Entity</b>	<b>\$7,945</b>		<b>\$3,748</b>
<b>City of Glyndon</b>			
Greater Minnesota Parks and Trails	150	62.7%	94
League of Minnesota Cities	1,595	11.0%	175
Minnesota Association of Small Cities	783	55.0%	431
<b>Total for Entity</b>	<b>\$2,528</b>		<b>\$700</b>

**Table 5**  
**2021 Lobbying Expenditures Paid With Association Dues**  
**Listed by Entity**

Name of Entity (County) Association Name	Total Local Government Dues	Proportion of Dues Used for Lobbying	Total Dues Used for Lobbying
<b>City of Golden Valley</b>			
Association of Metropolitan Municipalities	7,435	46.5%	3,457
League of Minnesota Cities	19,137	11.0%	2,105
Municipal Legislative Commission	5,679	87.5%	4,969
<b>Total for Entity</b>	<b>\$32,251</b>		<b>\$10,531</b>
<b>City of Gonvick</b>			
League of Minnesota Cities	438	11.0%	48
<b>Total for Entity</b>	<b>\$438</b>		<b>\$48</b>
<b>City of Good Thunder</b>			
League of Minnesota Cities	767	11.0%	84
<b>Total for Entity</b>	<b>\$767</b>		<b>\$84</b>
<b>City of Goodhue</b>			
League of Minnesota Cities	1,533	11.0%	169
<b>Total for Entity</b>	<b>\$1,533</b>		<b>\$169</b>
<b>City of Goodridge</b>			
League of Minnesota Cities	420	11.0%	46
<b>Total for Entity</b>	<b>\$420</b>		<b>\$46</b>
<b>City of Goodview</b>			
Coalition of Greater Minnesota Cities	7,210	68.2%	4,917
League of Minnesota Cities	4,632	11.0%	510
<b>Total for Entity</b>	<b>\$11,842</b>		<b>\$5,427</b>
<b>City of Graceville</b>			
League of Minnesota Cities	733	11.0%	81
Minnesota Association of Small Cities	372	55.0%	205
<b>Total for Entity</b>	<b>\$1,105</b>		<b>\$286</b>
<b>City of Granada</b>			
League of Minnesota Cities	469	11.0%	52
<b>Total for Entity</b>	<b>\$469</b>		<b>\$52</b>

**Table 5**  
**2021 Lobbying Expenditures Paid With Association Dues**  
**Listed by Entity**

Name of Entity (County) Association Name	Total Local Government Dues	Proportion of Dues Used for Lobbying	Total Dues Used for Lobbying
<b>City of Grand Marais</b>			
Coalition of Greater Minnesota Cities	3,432	68.2%	2,341
Greater Minnesota Parks and Trails	150	62.7%	94
League of Minnesota Cities	1,629	11.0%	179
<b>Total for Entity</b>	<b>\$5,211</b>		<b>\$2,614</b>
<b>City of Grand Meadow</b>			
League of Minnesota Cities	1,396	11.0%	154
Minnesota Association of Small Cities	696	55.0%	383
<b>Total for Entity</b>	<b>\$2,092</b>		<b>\$537</b>
<b>City of Grand Rapids</b>			
Coalition of Greater Minnesota Cities	22,120	68.2%	15,086
League of Minnesota Cities	10,968	11.0%	1,206
Minnesota Environmental Science and Economic Review Board	2,915	12.2%	356
Range Association of Municipalities and Schools	950	75.1%	713
<b>Total for Entity</b>	<b>\$36,953</b>		<b>\$17,361</b>
<b>City of Granite Falls</b>			
Coalition of Greater Minnesota Cities	5,975	68.2%	4,075
Coalition of Utility Cities	2,035	76.2%	1,551
Greater Minnesota Parks and Trails	150	62.7%	94
Greater Minnesota Partnership	500	80.2%	401
League of Minnesota Cities	3,182	11.0%	350
Minnesota Environmental Science and Economic Review Board	1,084	12.2%	132
<b>Total for Entity</b>	<b>\$12,926</b>		<b>\$6,603</b>
<b>City of Grant</b>			
League of Minnesota Cities	4,545	11.0%	500
<b>Total for Entity</b>	<b>\$4,545</b>		<b>\$500</b>
<b>City of Grasston</b>			
League of Minnesota Cities	420	11.0%	46
<b>Total for Entity</b>	<b>\$420</b>		<b>\$46</b>
<b>City of Green Isle</b>			
League of Minnesota Cities	802	11.0%	88
<b>Total for Entity</b>	<b>\$802</b>		<b>\$88</b>

**Table 5**  
**2021 Lobbying Expenditures Paid With Association Dues**  
**Listed by Entity**

Name of Entity (County) Association Name	Total Local Government Dues	Proportion of Dues Used for Lobbying	Total Dues Used for Lobbying
<b>City of Greenbush</b>			
League of Minnesota Cities	903	11.0%	99
Minnesota Association of Small Cities	439	55.0%	241
<b>Total for Entity</b>	<b>\$1,342</b>		<b>\$340</b>
<b>City of Greenfield</b>			
League of Minnesota Cities	3,366	11.0%	370
<b>Total for Entity</b>	<b>\$3,366</b>		<b>\$370</b>
<b>City of Greenwald</b>			
League of Minnesota Cities	420	11.0%	46
<b>Total for Entity</b>	<b>\$420</b>		<b>\$46</b>
<b>City of Greenwood</b>			
Association of Metropolitan Municipalities	370	46.5%	172
League of Minnesota Cities	951	11.0%	105
<b>Total for Entity</b>	<b>\$1,321</b>		<b>\$277</b>
<b>City of Grey Eagle</b>			
League of Minnesota Cities	512	11.0%	56
<b>Total for Entity</b>	<b>\$512</b>		<b>\$56</b>
<b>City of Grove City</b>			
League of Minnesota Cities	838	11.0%	92
Minnesota Association of Small Cities	399	55.0%	219
<b>Total for Entity</b>	<b>\$1,237</b>		<b>\$311</b>
<b>City of Grygla</b>			
League of Minnesota Cities	420	11.0%	46
Minnesota Association of Small Cities	222	55.0%	122
<b>Total for Entity</b>	<b>\$642</b>		<b>\$168</b>
<b>City of Gully</b>			
League of Minnesota Cities	420	11.0%	46
<b>Total for Entity</b>	<b>\$420</b>		<b>\$46</b>
<b>City of Hackensack</b>			
League of Minnesota Cities	472	11.0%	52
<b>Total for Entity</b>	<b>\$472</b>		<b>\$52</b>

**Table 5**  
**2021 Lobbying Expenditures Paid With Association Dues**  
**Listed by Entity**

Name of Entity (County) Association Name	Total Local Government Dues	Proportion of Dues Used for Lobbying	Total Dues Used for Lobbying
<b>City of Hadley</b>			
League of Minnesota Cities	420	11.0%	46
<b>Total for Entity</b>	<b>\$420</b>		<b>\$46</b>
<b>City of Hallock</b>			
League of Minnesota Cities	1,151	11.0%	127
<b>Total for Entity</b>	<b>\$1,151</b>		<b>\$127</b>
<b>City of Halstad</b>			
League of Minnesota Cities	772	11.0%	85
<b>Total for Entity</b>	<b>\$772</b>		<b>\$85</b>
<b>City of Ham Lake</b>			
League of Minnesota Cities	15,212	11.0%	1,673
<b>Total for Entity</b>	<b>\$15,212</b>		<b>\$1,673</b>
<b>City of Hamburg</b>			
League of Minnesota Cities	774	11.0%	85
<b>Total for Entity</b>	<b>\$774</b>		<b>\$85</b>
<b>City of Hammond</b>			
League of Minnesota Cities	420	11.0%	46
<b>Total for Entity</b>	<b>\$420</b>		<b>\$46</b>
<b>City of Hampton</b>			
League of Minnesota Cities	971	11.0%	107
<b>Total for Entity</b>	<b>\$971</b>		<b>\$107</b>
<b>City of Hancock</b>			
League of Minnesota Cities	1,103	11.0%	121
<b>Total for Entity</b>	<b>\$1,103</b>		<b>\$121</b>
<b>City of Hanley Falls</b>			
League of Minnesota Cities	420	11.0%	46
<b>Total for Entity</b>	<b>\$420</b>		<b>\$46</b>
<b>City of Hanover</b>			
Association of Metropolitan Municipalities	150	46.5%	70
League of Minnesota Cities	4,082	11.0%	449
<b>Total for Entity</b>	<b>\$4,232</b>		<b>\$519</b>

**Table 5**  
**2021 Lobbying Expenditures Paid With Association Dues**  
**Listed by Entity**

Name of Entity (County) Association Name	Total Local Government Dues	Proportion of Dues Used for Lobbying	Total Dues Used for Lobbying
<b>City of Hanska</b>			
League of Minnesota Cities	570	11.0%	63
Minnesota Association of Small Cities	283	55.0%	156
<b>Total for Entity</b>	<b>\$853</b>		<b>\$219</b>
<b>City of Harding</b>			
League of Minnesota Cities	420	11.0%	46
<b>Total for Entity</b>	<b>\$420</b>		<b>\$46</b>
<b>City of Hardwick</b>			
League of Minnesota Cities	420	11.0%	46
Minnesota Association of Small Cities	202	55.0%	111
<b>Total for Entity</b>	<b>\$622</b>		<b>\$157</b>
<b>City of Harmony</b>			
League of Minnesota Cities	1,303	11.0%	143
Minnesota Association of Small Cities	609	55.0%	335
<b>Total for Entity</b>	<b>\$1,912</b>		<b>\$478</b>
<b>City of Harris</b>			
League of Minnesota Cities	1,378	11.0%	152
<b>Total for Entity</b>	<b>\$1,378</b>		<b>\$152</b>
<b>City of Hartland</b>			
League of Minnesota Cities	502	11.0%	55
Minnesota Association of Small Cities	259	55.0%	142
<b>Total for Entity</b>	<b>\$761</b>		<b>\$197</b>
<b>City of Hastings</b>			
Association of Metropolitan Municipalities	7,726	46.5%	3,593
League of Minnesota Cities	18,951	11.0%	2,085
<b>Total for Entity</b>	<b>\$26,677</b>		<b>\$5,678</b>
<b>City of Hatfield</b>			
League of Minnesota Cities	420	11.0%	46
<b>Total for Entity</b>	<b>\$420</b>		<b>\$46</b>

**Table 5**  
**2021 Lobbying Expenditures Paid With Association Dues**  
**Listed by Entity**

Name of Entity (County) Association Name	Total Local Government Dues	Proportion of Dues Used for Lobbying	Total Dues Used for Lobbying
<b>City of Hawley</b>			
Greater Minnesota Parks and Trails	150	62.7%	94
League of Minnesota Cities	2,608	11.0%	287
Minnesota Association of Small Cities	1,208	55.0%	664
<b>Total for Entity</b>	<b>\$3,966</b>		<b>\$1,045</b>
<b>City of Hayfield</b>			
League of Minnesota Cities	1,659	11.0%	182
Minnesota Association of Small Cities	754	55.0%	415
<b>Total for Entity</b>	<b>\$2,413</b>		<b>\$597</b>
<b>City of Hayward</b>			
League of Minnesota Cities	426	11.0%	47
<b>Total for Entity</b>	<b>\$426</b>		<b>\$47</b>
<b>City of Hazel Run</b>			
League of Minnesota Cities	420	11.0%	46
<b>Total for Entity</b>	<b>\$420</b>		<b>\$46</b>
<b>City of Hector</b>			
League of Minnesota Cities	1,269	11.0%	140
<b>Total for Entity</b>	<b>\$1,269</b>		<b>\$140</b>
<b>City of Heidelberg</b>			
League of Minnesota Cities	420	11.0%	46
<b>Total for Entity</b>	<b>\$420</b>		<b>\$46</b>
<b>City of Henderson</b>			
League of Minnesota Cities	1,211	11.0%	133
<b>Total for Entity</b>	<b>\$1,211</b>		<b>\$133</b>
<b>City of Hendricks</b>			
League of Minnesota Cities	829	11.0%	91
<b>Total for Entity</b>	<b>\$829</b>		<b>\$91</b>
<b>City of Hendrum</b>			
League of Minnesota Cities	467	11.0%	51
Minnesota Association of Small Cities	248	55.0%	136
<b>Total for Entity</b>	<b>\$715</b>		<b>\$187</b>

**Table 5**  
**2021 Lobbying Expenditures Paid With Association Dues**  
**Listed by Entity**

Name of Entity (County) Association Name	Total Local Government Dues	Proportion of Dues Used for Lobbying	Total Dues Used for Lobbying
<b>City of Henning</b>			
League of Minnesota Cities	1,093	11.0%	120
Minnesota Association of Small Cities	490	55.0%	270
<b>Total for Entity</b>	<b>\$1,583</b>		<b>\$390</b>
<b>City of Henriette</b>			
League of Minnesota Cities	420	11.0%	46
Minnesota Association of Small Cities	160	55.0%	88
<b>Total for Entity</b>	<b>\$580</b>		<b>\$134</b>
<b>City of Herman</b>			
League of Minnesota Cities	572	11.0%	63
<b>Total for Entity</b>	<b>\$572</b>		<b>\$63</b>
<b>City of Hermantown</b>			
Greater Minnesota Parks and Trails	150	62.7%	94
League of Minnesota Cities	10,396	11.0%	1,144
<b>Total for Entity</b>	<b>\$10,546</b>		<b>\$1,238</b>
<b>City of Heron Lake</b>			
League of Minnesota Cities	814	11.0%	90
<b>Total for Entity</b>	<b>\$814</b>		<b>\$90</b>
<b>City of Hewitt</b>			
League of Minnesota Cities	424	11.0%	47
<b>Total for Entity</b>	<b>\$424</b>		<b>\$47</b>
<b>City of Hibbing</b>			
League of Minnesota Cities	15,019	11.0%	1,652
Range Association of Municipalities and Schools	1,200	75.1%	901
<b>Total for Entity</b>	<b>\$16,219</b>		<b>\$2,553</b>
<b>City of Hill City</b>			
League of Minnesota Cities	826	11.0%	91
Minnesota Association of Small Cities	397	55.0%	218
<b>Total for Entity</b>	<b>\$1,223</b>		<b>\$309</b>



**Table 5**  
**2021 Lobbying Expenditures Paid With Association Dues**  
**Listed by Entity**

Name of Entity (County) Association Name	Total Local Government Dues	Proportion of Dues Used for Lobbying	Total Dues Used for Lobbying
<b>City of Hills</b>			
League of Minnesota Cities	907	11.0%	100
Minnesota Association of Small Cities	418	55.0%	230
<b>Total for Entity</b>	<b>\$1,325</b>		<b>\$330</b>
<b>City of Hilltop</b>			
League of Minnesota Cities	1,209	11.0%	133
Minnesota Association of Small Cities	477	55.0%	262
<b>Total for Entity</b>	<b>\$1,686</b>		<b>\$395</b>
<b>City of Hinckley</b>			
League of Minnesota Cities	2,258	11.0%	248
Minnesota Association of Small Cities	1,009	55.0%	555
<b>Total for Entity</b>	<b>\$3,267</b>		<b>\$803</b>
<b>City of Hitterdal</b>			
League of Minnesota Cities	420	11.0%	46
<b>Total for Entity</b>	<b>\$420</b>		<b>\$46</b>
<b>City of Hoffman</b>			
League of Minnesota Cities	920	11.0%	101
Minnesota Association of Small Cities	425	55.0%	234
<b>Total for Entity</b>	<b>\$1,345</b>		<b>\$335</b>
<b>City of Hokah</b>			
League of Minnesota Cities	759	11.0%	83
<b>Total for Entity</b>	<b>\$759</b>		<b>\$83</b>
<b>City of Holdingford</b>			
League of Minnesota Cities	970	11.0%	107
Minnesota Association of Small Cities	444	55.0%	244
<b>Total for Entity</b>	<b>\$1,414</b>		<b>\$351</b>
<b>City of Holland</b>			
League of Minnesota Cities	420	11.0%	46
<b>Total for Entity</b>	<b>\$420</b>		<b>\$46</b>
<b>City of Hollandale</b>			
League of Minnesota Cities	488	11.0%	54
<b>Total for Entity</b>	<b>\$488</b>		<b>\$54</b>

**Table 5**  
**2021 Lobbying Expenditures Paid With Association Dues**  
**Listed by Entity**

Name of Entity (County) Association Name	Total Local Government Dues	Proportion of Dues Used for Lobbying	Total Dues Used for Lobbying
<b>City of Holloway</b>			
League of Minnesota Cities	420	11.0%	46
<b>Total for Entity</b>	<b>\$420</b>		<b>\$46</b>
<b>City of Hopkins</b>			
Association of Metropolitan Municipalities	7,051	46.5%	3,279
League of Minnesota Cities	17,229	11.0%	1,895
<b>Total for Entity</b>	<b>\$24,280</b>		<b>\$5,174</b>
<b>City of Houston</b>			
League of Minnesota Cities	1,252	11.0%	138
<b>Total for Entity</b>	<b>\$1,252</b>		<b>\$138</b>
<b>City of Howard Lake</b>			
League of Minnesota Cities	2,443	11.0%	269
<b>Total for Entity</b>	<b>\$2,443</b>		<b>\$269</b>
<b>City of Hoyt Lakes</b>			
Coalition of Greater Minnesota Cities	4,700	68.2%	3,205
Coalition of Utility Cities	3,349	76.2%	2,552
League of Minnesota Cities	2,387	11.0%	263
Range Association of Municipalities and Schools	700	75.1%	526
<b>Total for Entity</b>	<b>\$11,136</b>		<b>\$6,546</b>
<b>City of Hugo</b>			
Association of Metropolitan Municipalities	5,680	46.5%	2,641
League of Minnesota Cities	14,673	11.0%	1,614
<b>Total for Entity</b>	<b>\$20,353</b>		<b>\$4,255</b>
<b>City of Humboldt</b>			
League of Minnesota Cities	420	11.0%	46
Minnesota Association of Small Cities	138	55.0%	76
<b>Total for Entity</b>	<b>\$558</b>		<b>\$122</b>
<b>City of Hutchinson</b>			
Coalition of Greater Minnesota Cities	29,450	68.2%	20,085
Greater Minnesota Parks and Trails	225	62.7%	141
League of Minnesota Cities	13,773	11.0%	1,515
<b>Total for Entity</b>	<b>\$43,448</b>		<b>\$21,741</b>

**Table 5**  
**2021 Lobbying Expenditures Paid With Association Dues**  
**Listed by Entity**

Name of Entity (County) Association Name	Total Local Government Dues	Proportion of Dues Used for Lobbying	Total Dues Used for Lobbying
<b>City of Ihlen</b>			
League of Minnesota Cities	420	11.0%	46
<b>Total for Entity</b>	<b>\$420</b>		<b>\$46</b>
<b>City of Independence</b>			
Association of Metropolitan Municipalities	1,720	46.5%	800
League of Minnesota Cities	4,311	11.0%	474
<b>Total for Entity</b>	<b>\$6,031</b>		<b>\$1,274</b>
<b>City of International Falls</b>			
League of Minnesota Cities	6,419	11.0%	706
<b>Total for Entity</b>	<b>\$6,419</b>		<b>\$706</b>
<b>City of Inver Grove Heights</b>			
Association of Metropolitan Municipalities	10,009	46.5%	4,654
League of Minnesota Cities	49,740	11.0%	5,471
Municipal Legislative Commission	8,830	87.5%	7,726
<b>Total for Entity</b>	<b>\$68,579</b>		<b>\$17,851</b>
<b>City of Iona</b>			
League of Minnesota Cities	420	11.0%	46
<b>Total for Entity</b>	<b>\$420</b>		<b>\$46</b>
<b>City of Iron Junction</b>			
League of Minnesota Cities	420	11.0%	46
Minnesota Association of Small Cities	159	55.0%	87
<b>Total for Entity</b>	<b>\$579</b>		<b>\$133</b>
<b>City of Ironton</b>			
League of Minnesota Cities	785	11.0%	86
<b>Total for Entity</b>	<b>\$785</b>		<b>\$86</b>
<b>City of Isanti</b>			
League of Minnesota Cities	7,328	11.0%	806
<b>Total for Entity</b>	<b>\$7,328</b>		<b>\$806</b>
<b>City of Isle</b>			
League of Minnesota Cities	1,037	11.0%	114
<b>Total for Entity</b>	<b>\$1,037</b>		<b>\$114</b>

**Table 5**  
**2021 Lobbying Expenditures Paid With Association Dues**  
**Listed by Entity**

Name of Entity (County) Association Name	Total Local Government Dues	Proportion of Dues Used for Lobbying	Total Dues Used for Lobbying
<b>City of Ivanhoe</b>			
League of Minnesota Cities	767	11.0%	84
<b>Total for Entity</b>	<b>\$767</b>		<b>\$84</b>
<b>City of Jackson</b>			
Coalition of Greater Minnesota Cities	6,168	68.2%	4,207
Greater Minnesota Partnership	250	80.2%	200
League of Minnesota Cities	3,832	11.0%	422
<b>Total for Entity</b>	<b>\$10,250</b>		<b>\$4,829</b>
<b>City of Janesville</b>			
Coalition of Greater Minnesota Cities	4,681	68.2%	3,192
Highway 14 Partnership	750	51.5%	386
League of Minnesota Cities	2,832	11.0%	312
<b>Total for Entity</b>	<b>\$8,263</b>		<b>\$3,890</b>
<b>City of Jasper</b>			
League of Minnesota Cities	823	11.0%	91
<b>Total for Entity</b>	<b>\$823</b>		<b>\$91</b>
<b>City of Jeffers</b>			
League of Minnesota Cities	533	11.0%	59
<b>Total for Entity</b>	<b>\$533</b>		<b>\$59</b>
<b>City of Jenkins</b>			
League of Minnesota Cities	690	11.0%	76
Minnesota Association of Small Cities	327	55.0%	180
<b>Total for Entity</b>	<b>\$1,017</b>		<b>\$256</b>
<b>City of Jordan</b>			
League of Minnesota Cities	7,194	11.0%	791
<b>Total for Entity</b>	<b>\$7,194</b>		<b>\$791</b>
<b>City of Kandiyohi</b>			
League of Minnesota Cities	777	11.0%	85
<b>Total for Entity</b>	<b>\$777</b>		<b>\$85</b>
<b>City of Karlstad</b>			
League of Minnesota Cities	934	11.0%	103
<b>Total for Entity</b>	<b>\$934</b>		<b>\$103</b>

**Table 5**  
**2021 Lobbying Expenditures Paid With Association Dues**  
**Listed by Entity**

Name of Entity (County) Association Name	Total Local Government Dues	Proportion of Dues Used for Lobbying	Total Dues Used for Lobbying
<b>City of Kasota</b>			
League of Minnesota Cities	938	11.0%	103
<b>Total for Entity</b>	<b>\$938</b>		<b>\$103</b>
<b>City of Kasson</b>			
League of Minnesota Cities	7,370	11.0%	811
<b>Total for Entity</b>	<b>\$7,370</b>		<b>\$811</b>
<b>City of Keewatin</b>			
Coalition of Greater Minnesota Cities	729	68.2%	497
League of Minnesota Cities	1,238	11.0%	136
Range Association of Municipalities and Schools	700	75.1%	526
<b>Total for Entity</b>	<b>\$2,667</b>		<b>\$1,159</b>
<b>City of Kelliher</b>			
League of Minnesota Cities	432	11.0%	48
Minnesota Association of Small Cities	238	55.0%	131
<b>Total for Entity</b>	<b>\$670</b>		<b>\$179</b>
<b>City of Kellogg</b>			
League of Minnesota Cities	606	11.0%	67
Minnesota Association of Small Cities	322	55.0%	177
<b>Total for Entity</b>	<b>\$928</b>		<b>\$244</b>
<b>City of Kennedy</b>			
League of Minnesota Cities	420	11.0%	46
<b>Total for Entity</b>	<b>\$420</b>		<b>\$46</b>
<b>City of Kenneth</b>			
League of Minnesota Cities	420	11.0%	46
<b>Total for Entity</b>	<b>\$420</b>		<b>\$46</b>
<b>City of Kensington</b>			
League of Minnesota Cities	441	11.0%	49
<b>Total for Entity</b>	<b>\$441</b>		<b>\$49</b>
<b>City of Kent</b>			
League of Minnesota Cities	420	11.0%	46
<b>Total for Entity</b>	<b>\$420</b>		<b>\$46</b>

**Table 5**  
**2021 Lobbying Expenditures Paid With Association Dues**  
**Listed by Entity**

Name of Entity (County) Association Name	Total Local Government Dues	Proportion of Dues Used for Lobbying	Total Dues Used for Lobbying
<b>City of Kenyon</b>			
League of Minnesota Cities	2,247	11.0%	247
<b>Total for Entity</b>	<b>\$2,247</b>		<b>\$247</b>
<b>City of Kerkhoven</b>			
League of Minnesota Cities	1,039	11.0%	114
<b>Total for Entity</b>	<b>\$1,039</b>		<b>\$114</b>
<b>City of Kerrick</b>			
League of Minnesota Cities	420	11.0%	46
<b>Total for Entity</b>	<b>\$420</b>		<b>\$46</b>
<b>City of Kettle River</b>			
League of Minnesota Cities	420	11.0%	46
Minnesota Association of Small Cities	198	55.0%	109
<b>Total for Entity</b>	<b>\$618</b>		<b>\$155</b>
<b>City of Kiester</b>			
League of Minnesota Cities	687	11.0%	76
<b>Total for Entity</b>	<b>\$687</b>		<b>\$76</b>
<b>City of Kilkenny</b>			
League of Minnesota Cities	828	11.0%	91
<b>Total for Entity</b>	<b>\$828</b>		<b>\$91</b>
<b>City of Kimball</b>			
League of Minnesota Cities	1,032	11.0%	114
Minnesota Association of Small Cities	479	55.0%	263
<b>Total for Entity</b>	<b>\$1,511</b>		<b>\$377</b>
<b>City of Kingston</b>			
League of Minnesota Cities	420	11.0%	46
<b>Total for Entity</b>	<b>\$420</b>		<b>\$46</b>
<b>City of Kinney</b>			
League of Minnesota Cities	420	11.0%	46
Minnesota Association of Small Cities	191	55.0%	105
Range Association of Municipalities and Schools	300	75.1%	225
<b>Total for Entity</b>	<b>\$911</b>		<b>\$376</b>

**Table 5**  
**2021 Lobbying Expenditures Paid With Association Dues**  
**Listed by Entity**

Name of Entity (County) Association Name	Total Local Government Dues	Proportion of Dues Used for Lobbying	Total Dues Used for Lobbying
<b>City of La Crescent</b>			
Coalition of Greater Minnesota Cities	9,202	68.2%	6,276
League of Minnesota Cities	5,942	11.0%	654
<b>Total for Entity</b>	<b>\$15,144</b>		<b>\$6,930</b>
<b>City of La Prairie</b>			
League of Minnesota Cities	870	11.0%	96
Minnesota Association of Small Cities	419	55.0%	230
<b>Total for Entity</b>	<b>\$1,289</b>		<b>\$326</b>
<b>City of La Salle</b>			
League of Minnesota Cities	420	11.0%	46
<b>Total for Entity</b>	<b>\$420</b>		<b>\$46</b>
<b>City of Lafayette</b>			
League of Minnesota Cities	692	11.0%	76
Minnesota Environmental Science and Economic Review Board	750	12.2%	92
<b>Total for Entity</b>	<b>\$1,442</b>		<b>\$168</b>
<b>City of Lake Benton</b>			
League of Minnesota Cities	908	11.0%	100
<b>Total for Entity</b>	<b>\$908</b>		<b>\$100</b>
<b>City of Lake Bronson</b>			
League of Minnesota Cities	420	11.0%	46
<b>Total for Entity</b>	<b>\$420</b>		<b>\$46</b>
<b>City of Lake City</b>			
Greater Minnesota Parks and Trails	150	62.7%	94
League of Minnesota Cities	5,921	11.0%	651
<b>Total for Entity</b>	<b>\$6,071</b>		<b>\$745</b>
<b>City of Lake Crystal</b>			
League of Minnesota Cities	2,963	11.0%	326
Minnesota Environmental Science and Economic Review Board	873	12.2%	107
<b>Total for Entity</b>	<b>\$3,836</b>		<b>\$433</b>

**Table 5**  
**2021 Lobbying Expenditures Paid With Association Dues**  
**Listed by Entity**

Name of Entity (County) Association Name	Total Local Government Dues	Proportion of Dues Used for Lobbying	Total Dues Used for Lobbying
<b>City of Lake Elmo</b>			
Association of Metropolitan Municipalities	4,229	46.5%	1,966
League of Minnesota Cities	11,255	11.0%	1,238
<b>Total for Entity</b>	<b>\$15,484</b>		<b>\$3,204</b>
<b>City of Lake Henry</b>			
League of Minnesota Cities	420	11.0%	46
<b>Total for Entity</b>	<b>\$420</b>		<b>\$46</b>
<b>City of Lake Lillian</b>			
League of Minnesota Cities	420	11.0%	46
<b>Total for Entity</b>	<b>\$420</b>		<b>\$46</b>
<b>City of Lake Park</b>			
League of Minnesota Cities	954	11.0%	105
<b>Total for Entity</b>	<b>\$954</b>		<b>\$105</b>
<b>City of Lake Saint Croix Beach</b>			
League of Minnesota Cities	1,303	11.0%	143
Minnesota Association of Small Cities	620	55.0%	341
<b>Total for Entity</b>	<b>\$1,923</b>		<b>\$484</b>
<b>City of Lake Shore</b>			
Greater Minnesota Parks and Trails	150	62.7%	94
League of Minnesota Cities	1,317	11.0%	145
Minnesota Association of Small Cities	632	55.0%	348
<b>Total for Entity</b>	<b>\$2,099</b>		<b>\$587</b>
<b>City of Lake Wilson</b>			
League of Minnesota Cities	428	11.0%	47
<b>Total for Entity</b>	<b>\$428</b>		<b>\$47</b>
<b>City of Lakefield</b>			
Coalition of Greater Minnesota Cities	4,267	68.2%	2,910
League of Minnesota Cities	2,071	11.0%	228
Minnesota Environmental Science and Economic Review Board	823	12.2%	100
<b>Total for Entity</b>	<b>\$7,161</b>		<b>\$3,238</b>



**Table 5**  
**2021 Lobbying Expenditures Paid With Association Dues**  
**Listed by Entity**

Name of Entity (County) Association Name	Total Local Government Dues	Proportion of Dues Used for Lobbying	Total Dues Used for Lobbying
<b>City of Lakeland</b>			
League of Minnesota Cities	2,043	11.0%	225
Minnesota Association of Small Cities	959	55.0%	527
<b>Total for Entity</b>	<b>\$3,002</b>		<b>\$752</b>
<b>City of Lakeland Shores</b>			
League of Minnesota Cities	522	11.0%	57
<b>Total for Entity</b>	<b>\$522</b>		<b>\$57</b>
<b>City of Lakeville</b>			
Association of Metropolitan Municipalities	13,498	46.5%	6,277
League of Minnesota Cities	34,605	11.0%	3,807
Municipal Legislative Commission	10,500	87.5%	9,188
<b>Total for Entity</b>	<b>\$58,603</b>		<b>\$19,272</b>
<b>City of Lambertton</b>			
League of Minnesota Cities	1,025	11.0%	113
<b>Total for Entity</b>	<b>\$1,025</b>		<b>\$113</b>
<b>City of Lancaster</b>			
League of Minnesota Cities	550	11.0%	60
Minnesota Association of Small Cities	272	55.0%	150
<b>Total for Entity</b>	<b>\$822</b>		<b>\$210</b>
<b>City of Landfall</b>			
League of Minnesota Cities	1,081	11.0%	119
<b>Total for Entity</b>	<b>\$1,081</b>		<b>\$119</b>
<b>City of Lanesboro</b>			
League of Minnesota Cities	949	11.0%	104
<b>Total for Entity</b>	<b>\$949</b>		<b>\$104</b>
<b>City of Laporte</b>			
League of Minnesota Cities	420	11.0%	46
<b>Total for Entity</b>	<b>\$420</b>		<b>\$46</b>
<b>City of Lastrup</b>			
League of Minnesota Cities	420	11.0%	46
<b>Total for Entity</b>	<b>\$420</b>		<b>\$46</b>

**Table 5**  
**2021 Lobbying Expenditures Paid With Association Dues**  
**Listed by Entity**

Name of Entity (County) Association Name	Total Local Government Dues	Proportion of Dues Used for Lobbying	Total Dues Used for Lobbying
<b>City of Lauderdale</b>			
Association of Metropolitan Municipalities	1,121	46.5%	521
League of Minnesota Cities	2,665	11.0%	293
<b>Total for Entity</b>	<b>\$3,786</b>		<b>\$814</b>
<b>City of Le Center</b>			
League of Minnesota Cities	2,938	11.0%	323
<b>Total for Entity</b>	<b>\$2,938</b>		<b>\$323</b>
<b>City of Le Sueur</b>			
Coalition of Greater Minnesota Cities	8,128	68.2%	5,543
League of Minnesota Cities	9,431	11.0%	1,037
Minnesota Environmental Science and Economic Review Board	1,334	12.2%	163
<b>Total for Entity</b>	<b>\$18,893</b>		<b>\$6,743</b>
<b>City of Lengby</b>			
League of Minnesota Cities	420	11.0%	46
<b>Total for Entity</b>	<b>\$420</b>		<b>\$46</b>
<b>City of Leonard</b>			
League of Minnesota Cities	420	11.0%	46
<b>Total for Entity</b>	<b>\$420</b>		<b>\$46</b>
<b>City of Leonidas</b>			
League of Minnesota Cities	420	11.0%	46
<b>Total for Entity</b>	<b>\$420</b>		<b>\$46</b>
<b>City of LeRoy</b>			
League of Minnesota Cities	1,208	11.0%	133
<b>Total for Entity</b>	<b>\$1,208</b>		<b>\$133</b>
<b>City of Lester Prairie</b>			
League of Minnesota Cities	2,247	11.0%	247
<b>Total for Entity</b>	<b>\$2,247</b>		<b>\$247</b>
<b>City of Lewiston</b>			
League of Minnesota Cities	1,847	11.0%	203
Minnesota Association of Small Cities	833	55.0%	458
<b>Total for Entity</b>	<b>\$2,680</b>		<b>\$661</b>

**Table 5**  
**2021 Lobbying Expenditures Paid With Association Dues**  
**Listed by Entity**

Name of Entity (County) Association Name	Total Local Government Dues	Proportion of Dues Used for Lobbying	Total Dues Used for Lobbying
<b>City of Lewisville</b>			
League of Minnesota Cities	420	11.0%	46
<b>Total for Entity</b>	<b>\$420</b>		<b>\$46</b>
<b>City of Lexington</b>			
League of Minnesota Cities	2,640	11.0%	290
<b>Total for Entity</b>	<b>\$2,640</b>		<b>\$290</b>
<b>City of Lilydale</b>			
Association of Metropolitan Municipalities	476	46.5%	221
League of Minnesota Cities	1,043	11.0%	115
<b>Total for Entity</b>	<b>\$1,519</b>		<b>\$336</b>
<b>City of Lindstrom</b>			
Greater Minnesota Parks and Trails	150	62.7%	94
League of Minnesota Cities	5,568	11.0%	612
<b>Total for Entity</b>	<b>\$5,718</b>		<b>\$706</b>
<b>City of Lino Lakes</b>			
League of Minnesota Cities	18,597	11.0%	2,046
<b>Total for Entity</b>	<b>\$18,597</b>		<b>\$2,046</b>
<b>City of Lismore</b>			
League of Minnesota Cities	420	11.0%	46
Minnesota Association of Small Cities	223	55.0%	123
<b>Total for Entity</b>	<b>\$643</b>		<b>\$169</b>
<b>City of Litchfield</b>			
Coalition of Greater Minnesota Cities	11,577	68.2%	7,896
League of Minnesota Cities	7,165	11.0%	788
<b>Total for Entity</b>	<b>\$18,742</b>		<b>\$8,684</b>
<b>City of Little Canada</b>			
Association of Metropolitan Municipalities	4,188	46.5%	1,947
League of Minnesota Cities	10,857	11.0%	1,194
<b>Total for Entity</b>	<b>\$15,045</b>		<b>\$3,141</b>

**Table 5**  
**2021 Lobbying Expenditures Paid With Association Dues**  
**Listed by Entity**

Name of Entity (County) Association Name	Total Local Government Dues	Proportion of Dues Used for Lobbying	Total Dues Used for Lobbying
<b>City of Little Falls</b>			
Coalition of Greater Minnesota Cities	17,046	68.2%	11,625
Greater Minnesota Parks and Trails	150	62.7%	94
League of Minnesota Cities	9,446	11.0%	1,039
Minnesota Environmental Science and Economic Review Board	2,766	12.2%	337
<b>Total for Entity</b>	<b>\$29,408</b>		<b>\$13,095</b>
<b>City of Littlefork</b>			
League of Minnesota Cities	759	11.0%	83
<b>Total for Entity</b>	<b>\$759</b>		<b>\$83</b>
<b>City of Long Beach</b>			
League of Minnesota Cities	521	11.0%	57
<b>Total for Entity</b>	<b>\$521</b>		<b>\$57</b>
<b>City of Long Lake</b>			
Association of Metropolitan Municipalities	860	46.5%	400
League of Minnesota Cities	2,077	11.0%	228
<b>Total for Entity</b>	<b>\$2,937</b>		<b>\$628</b>
<b>City of Long Prairie</b>			
League of Minnesota Cities	4,207	11.0%	463
<b>Total for Entity</b>	<b>\$4,207</b>		<b>\$463</b>
<b>City of Longville</b>			
League of Minnesota Cities	420	11.0%	46
Minnesota Association of Small Cities	192	55.0%	106
<b>Total for Entity</b>	<b>\$612</b>		<b>\$152</b>
<b>City of Lonsdale</b>			
League of Minnesota Cities	5,344	11.0%	588
<b>Total for Entity</b>	<b>\$5,344</b>		<b>\$588</b>
<b>City of Loretto</b>			
League of Minnesota Cities	863	11.0%	95
Minnesota Association of Small Cities	419	55.0%	230
<b>Total for Entity</b>	<b>\$1,282</b>		<b>\$325</b>

**Table 5**  
**2021 Lobbying Expenditures Paid With Association Dues**  
**Listed by Entity**

Name of Entity (County) Association Name	Total Local Government Dues	Proportion of Dues Used for Lobbying	Total Dues Used for Lobbying
<b>City of Lowry</b>			
League of Minnesota Cities	517	11.0%	57
<b>Total for Entity</b>	<b>\$517</b>		<b>\$57</b>
<b>City of Lucan</b>			
League of Minnesota Cities	420	11.0%	46
Minnesota Association of Small Cities	202	55.0%	111
<b>Total for Entity</b>	<b>\$622</b>		<b>\$157</b>
<b>City of Luverne</b>			
Coalition of Greater Minnesota Cities	9,154	68.2%	6,243
Greater Minnesota Parks and Trails	150	62.7%	94
Greater Minnesota Partnership	500	80.2%	401
League of Minnesota Cities	5,633	11.0%	620
Minnesota Environmental Science and Economic Review Board	1,710	12.2%	209
<b>Total for Entity</b>	<b>\$17,147</b>		<b>\$7,567</b>
<b>City of Lyle</b>			
League of Minnesota Cities	725	11.0%	80
Minnesota Association of Small Cities	365	55.0%	201
<b>Total for Entity</b>	<b>\$1,090</b>		<b>\$281</b>
<b>City of Lynd</b>			
League of Minnesota Cities	630	11.0%	69
Minnesota Association of Small Cities	327	55.0%	180
<b>Total for Entity</b>	<b>\$957</b>		<b>\$249</b>
<b>City of Mabel</b>			
League of Minnesota Cities	940	11.0%	103
Minnesota Association of Small Cities	465	55.0%	256
<b>Total for Entity</b>	<b>\$1,405</b>		<b>\$359</b>
<b>City of Madelia</b>			
League of Minnesota Cities	2,804	11.0%	308
<b>Total for Entity</b>	<b>\$2,804</b>		<b>\$308</b>
<b>City of Madison</b>			
League of Minnesota Cities	1,830	11.0%	201
<b>Total for Entity</b>	<b>\$1,830</b>		<b>\$201</b>

**Table 5**  
**2021 Lobbying Expenditures Paid With Association Dues**  
**Listed by Entity**

Name of Entity (County) Association Name	Total Local Government Dues	Proportion of Dues Used for Lobbying	Total Dues Used for Lobbying
<b>City of Madison Lake</b>			
League of Minnesota Cities	1,529	11.0%	168
Minnesota Association of Small Cities	697	55.0%	383
<b>Total for Entity</b>	<b>\$2,226</b>		<b>\$551</b>
<b>City of Magnolia</b>			
League of Minnesota Cities	420	11.0%	46
<b>Total for Entity</b>	<b>\$420</b>		<b>\$46</b>
<b>City of Mahnommen</b>			
Coalition of Greater Minnesota Cities	796	68.2%	543
League of Minnesota Cities	1,522	11.0%	167
<b>Total for Entity</b>	<b>\$2,318</b>		<b>\$710</b>
<b>City of Mahtomedi</b>			
Association of Metropolitan Municipalities	3,362	46.5%	1,563
League of Minnesota Cities	8,538	11.0%	939
<b>Total for Entity</b>	<b>\$11,900</b>		<b>\$2,502</b>
<b>City of Manchester</b>			
League of Minnesota Cities	420	11.0%	46
<b>Total for Entity</b>	<b>\$420</b>		<b>\$46</b>
<b>City of Manhattan Beach</b>			
League of Minnesota Cities	420	11.0%	46
<b>Total for Entity</b>	<b>\$420</b>		<b>\$46</b>
<b>City of Mankato</b>			
Coalition of Greater Minnesota Cities	81,791	68.2%	55,781
Greater Minnesota Parks and Trails	300	62.7%	188
Greater Minnesota Partnership	1,500	80.2%	1,203
Highway 14 Partnership	6,000	51.5%	3,090
League of Minnesota Cities	29,421	11.0%	3,236
Minnesota Environmental Science and Economic Review Board	14,100	12.2%	1,720
<b>Total for Entity</b>	<b>\$133,112</b>		<b>\$65,218</b>
<b>City of Mantorville</b>			
League of Minnesota Cities	1,378	11.0%	152
<b>Total for Entity</b>	<b>\$1,378</b>		<b>\$152</b>

**Table 5**  
**2021 Lobbying Expenditures Paid With Association Dues**  
**Listed by Entity**

Name of Entity (County) Association Name	Total Local Government Dues	Proportion of Dues Used for Lobbying	Total Dues Used for Lobbying
<b>City of Maple Grove</b>			
Association of Metropolitan Municipalities	13,634	46.5%	6,340
League of Minnesota Cities	34,707	11.0%	3,818
Municipal Legislative Commission	10,500	87.5%	9,188
North Metro Mayors Association	24,500	76.5%	18,742
<b>Total for Entity</b>	<b>\$83,341</b>		<b>\$38,088</b>
<b>City of Maple Lake</b>			
League of Minnesota Cities	2,541	11.0%	280
<b>Total for Entity</b>	<b>\$2,541</b>		<b>\$280</b>
<b>City of Maple Plain</b>			
Association of Metropolitan Municipalities	881	46.5%	410
League of Minnesota Cities	2,080	11.0%	229
<b>Total for Entity</b>	<b>\$2,961</b>		<b>\$639</b>
<b>City of Mapleton</b>			
League of Minnesota Cities	2,043	11.0%	225
<b>Total for Entity</b>	<b>\$2,043</b>		<b>\$225</b>
<b>City of Mapleview</b>			
League of Minnesota Cities	420	11.0%	46
<b>Total for Entity</b>	<b>\$420</b>		<b>\$46</b>
<b>City of Maplewood</b>			
Association of Metropolitan Municipalities	11,003	46.5%	5,116
League of Minnesota Cities	28,296	11.0%	3,113
<b>Total for Entity</b>	<b>\$39,299</b>		<b>\$8,229</b>
<b>City of Marble</b>			
League of Minnesota Cities	823	11.0%	91
Minnesota Association of Small Cities	435	55.0%	239
Range Association of Municipalities and Schools	400	75.1%	300
<b>Total for Entity</b>	<b>\$1,658</b>		<b>\$630</b>
<b>City of Marietta</b>			
League of Minnesota Cities	420	11.0%	46
<b>Total for Entity</b>	<b>\$420</b>		<b>\$46</b>

**Table 5**  
**2021 Lobbying Expenditures Paid With Association Dues**  
**Listed by Entity**

Name of Entity (County) Association Name	Total Local Government Dues	Proportion of Dues Used for Lobbying	Total Dues Used for Lobbying
<b>City of Marine on Saint Croix</b>			
Association of Metropolitan Municipalities	372	46.5%	173
League of Minnesota Cities	883	11.0%	97
Minnesota Association of Small Cities	437	55.0%	240
<b>Total for Entity</b>	<b>\$1,692</b>		<b>\$510</b>
<b>City of Marshall</b>			
Coalition of Greater Minnesota Cities	31,961	68.2%	21,797
Greater Minnesota Partnership	1,500	80.2%	1,203
League of Minnesota Cities	13,024	11.0%	1,433
Minnesota Environmental Science and Economic Review Board	4,145	12.2%	506
<b>Total for Entity</b>	<b>\$50,630</b>		<b>\$24,939</b>
<b>City of Maynard</b>			
League of Minnesota Cities	500	11.0%	55
<b>Total for Entity</b>	<b>\$500</b>		<b>\$55</b>
<b>City of Mazeppa</b>			
League of Minnesota Cities	1,116	11.0%	123
Minnesota Association of Small Cities	513	55.0%	282
<b>Total for Entity</b>	<b>\$1,629</b>		<b>\$405</b>
<b>City of McGrath</b>			
League of Minnesota Cities	420	11.0%	46
<b>Total for Entity</b>	<b>\$420</b>		<b>\$46</b>
<b>City of McGregor</b>			
League of Minnesota Cities	572	11.0%	63
Minnesota Association of Small Cities	289	55.0%	159
<b>Total for Entity</b>	<b>\$861</b>		<b>\$222</b>
<b>City of McIntosh</b>			
League of Minnesota Cities	818	11.0%	90
<b>Total for Entity</b>	<b>\$818</b>		<b>\$90</b>
<b>City of McKinley</b>			
League of Minnesota Cities	420	11.0%	46
Range Association of Municipalities and Schools	250	75.1%	188
<b>Total for Entity</b>	<b>\$670</b>		<b>\$234</b>



**Table 5**  
**2021 Lobbying Expenditures Paid With Association Dues**  
**Listed by Entity**

Name of Entity (County) Association Name	Total Local Government Dues	Proportion of Dues Used for Lobbying	Total Dues Used for Lobbying
<b>City of Meadowlands</b>			
League of Minnesota Cities	420	11.0%	46
<b>Total for Entity</b>	<b>\$420</b>		<b>\$46</b>
<b>City of Medford</b>			
League of Minnesota Cities	1,605	11.0%	177
<b>Total for Entity</b>	<b>\$1,605</b>		<b>\$177</b>
<b>City of Medicine Lake</b>			
Association of Metropolitan Municipalities	230	46.5%	107
League of Minnesota Cities	520	11.0%	57
<b>Total for Entity</b>	<b>\$750</b>		<b>\$164</b>
<b>City of Medina</b>			
League of Minnesota Cities	7,358	11.0%	809
<b>Total for Entity</b>	<b>\$7,358</b>		<b>\$809</b>
<b>City of Meire Grove</b>			
League of Minnesota Cities	420	11.0%	46
<b>Total for Entity</b>	<b>\$420</b>		<b>\$46</b>
<b>City of Melrose</b>			
Coalition of Greater Minnesota Cities	6,522	68.2%	4,448
League of Minnesota Cities	4,142	11.0%	456
Minnesota Environmental Science and Economic Review Board	1,069	12.2%	130
<b>Total for Entity</b>	<b>\$11,733</b>		<b>\$5,034</b>
<b>City of Menahga</b>			
League of Minnesota Cities	1,632	11.0%	180
<b>Total for Entity</b>	<b>\$1,632</b>		<b>\$180</b>
<b>City of Mendota</b>			
League of Minnesota Cities	420	11.0%	46
Minnesota Association of Small Cities	217	55.0%	119
<b>Total for Entity</b>	<b>\$637</b>		<b>\$165</b>
<b>City of Mendota Heights</b>			
Association of Metropolitan Municipalities	4,497	46.5%	2,091
League of Minnesota Cities	11,571	11.0%	1,273
<b>Total for Entity</b>	<b>\$16,068</b>		<b>\$3,364</b>

**Table 5**  
**2021 Lobbying Expenditures Paid With Association Dues**  
**Listed by Entity**

Name of Entity (County) Association Name	Total Local Government Dues	Proportion of Dues Used for Lobbying	Total Dues Used for Lobbying
<b>City of Mentor</b>			
League of Minnesota Cities	420	11.0%	46
<b>Total for Entity</b>	<b>\$420</b>		<b>\$46</b>
<b>City of Middle River</b>			
League of Minnesota Cities	483	11.0%	53
Minnesota Association of Small Cities	137	55.0%	75
<b>Total for Entity</b>	<b>\$620</b>		<b>\$128</b>
<b>City of Miesville</b>			
League of Minnesota Cities	420	11.0%	46
<b>Total for Entity</b>	<b>\$420</b>		<b>\$46</b>
<b>City of Milaca</b>			
Greater Minnesota Parks and Trails	150	62.7%	94
League of Minnesota Cities	3,497	11.0%	385
<b>Total for Entity</b>	<b>\$3,647</b>		<b>\$479</b>
<b>City of Millerville</b>			
League of Minnesota Cities	420	11.0%	46
<b>Total for Entity</b>	<b>\$420</b>		<b>\$46</b>
<b>City of Millville</b>			
League of Minnesota Cities	420	11.0%	46
<b>Total for Entity</b>	<b>\$420</b>		<b>\$46</b>
<b>City of Milroy</b>			
League of Minnesota Cities	433	11.0%	48
Minnesota Association of Small Cities	230	55.0%	126
<b>Total for Entity</b>	<b>\$663</b>		<b>\$174</b>
<b>City of Miltona</b>			
League of Minnesota Cities	624	11.0%	69
<b>Total for Entity</b>	<b>\$624</b>		<b>\$69</b>
<b>City of Minneapolis</b>			
Association of Metropolitan Municipalities	29,816	46.5%	13,864
League of Minnesota Cities	148,315	11.0%	16,315
<b>Total for Entity</b>	<b>\$178,131</b>		<b>\$30,179</b>

**Table 5**  
**2021 Lobbying Expenditures Paid With Association Dues**  
**Listed by Entity**

Name of Entity (County) Association Name	Total Local Government Dues	Proportion of Dues Used for Lobbying	Total Dues Used for Lobbying
<b>City of Minneiska</b>			
League of Minnesota Cities	420	11.0%	46
<b>Total for Entity</b>	<b>\$420</b>		<b>\$46</b>
<b>City of Minneota</b>			
League of Minnesota Cities	1,661	11.0%	183
<b>Total for Entity</b>	<b>\$1,661</b>		<b>\$183</b>
<b>City of Minnesota City</b>			
League of Minnesota Cities	420	11.0%	46
<b>Total for Entity</b>	<b>\$420</b>		<b>\$46</b>
<b>City of Minnesota Lake</b>			
League of Minnesota Cities	879	11.0%	97
Minnesota Association of Small Cities	416	55.0%	229
<b>Total for Entity</b>	<b>\$1,295</b>		<b>\$326</b>
<b>City of Minnetonka</b>			
Association of Metropolitan Municipalities	12,936	46.5%	6,015
League of Minnesota Cities	32,514	11.0%	3,577
Municipal Legislative Commission	10,500	87.5%	9,188
<b>Total for Entity</b>	<b>\$55,950</b>		<b>\$18,780</b>
<b>City of Minnetonka Beach</b>			
Association of Metropolitan Municipalities	306	46.5%	142
League of Minnesota Cities	752	11.0%	83
Minnesota Association of Small Cities	371	55.0%	204
<b>Total for Entity</b>	<b>\$1,429</b>		<b>\$429</b>
<b>City of Minnetrista</b>			
Association of Metropolitan Municipalities	3,237	46.5%	1,505
League of Minnesota Cities	8,650	11.0%	952
<b>Total for Entity</b>	<b>\$11,887</b>		<b>\$2,457</b>
<b>City of Montevideo</b>			
League of Minnesota Cities	6,053	11.0%	666
<b>Total for Entity</b>	<b>\$6,053</b>		<b>\$666</b>

**Table 5**  
**2021 Lobbying Expenditures Paid With Association Dues**  
**Listed by Entity**

Name of Entity (County) Association Name	Total Local Government Dues	Proportion of Dues Used for Lobbying	Total Dues Used for Lobbying
<b>City of Montgomery</b>			
League of Minnesota Cities	3,750	11.0%	412
Minnesota Association of Small Cities	1,618	55.0%	890
Minnesota Environmental Science and Economic Review Board	1,232	12.2%	150
<b>Total for Entity</b>	<b>\$6,600</b>		<b>\$1,452</b>
<b>City of Monticello</b>			
Coalition of Utility Cities	45,961	76.2%	35,022
Greater Minnesota Parks and Trails	225	62.7%	141
League of Minnesota Cities	13,662	11.0%	1,503
<b>Total for Entity</b>	<b>\$59,848</b>		<b>\$36,666</b>
<b>City of Montrose</b>			
League of Minnesota Cities	4,334	11.0%	477
<b>Total for Entity</b>	<b>\$4,334</b>		<b>\$477</b>
<b>City of Moorhead</b>			
Coalition of Greater Minnesota Cities	77,860	68.2%	53,101
Greater Minnesota Parks and Trails	300	62.7%	188
Greater Minnesota Partnership	5,000	80.2%	4,010
League of Minnesota Cities	29,429	11.0%	3,237
Minnesota Environmental Science and Economic Review Board	14,100	12.2%	1,720
<b>Total for Entity</b>	<b>\$126,689</b>		<b>\$62,256</b>
<b>City of Moose Lake</b>			
League of Minnesota Cities	3,240	11.0%	356
<b>Total for Entity</b>	<b>\$3,240</b>		<b>\$356</b>
<b>City of Mora</b>			
Coalition of Greater Minnesota Cities	3,215	68.2%	2,193
League of Minnesota Cities	4,212	11.0%	463
<b>Total for Entity</b>	<b>\$7,427</b>		<b>\$2,656</b>
<b>City of Morgan</b>			
League of Minnesota Cities	1,131	11.0%	124
<b>Total for Entity</b>	<b>\$1,131</b>		<b>\$124</b>

**Table 5**  
**2021 Lobbying Expenditures Paid With Association Dues**  
**Listed by Entity**

Name of Entity (County) Association Name	Total Local Government Dues	Proportion of Dues Used for Lobbying	Total Dues Used for Lobbying
<b>City of Morris</b>			
Coalition of Greater Minnesota Cities	9,623	68.2%	6,563
League of Minnesota Cities	5,787	11.0%	637
<b>Total for Entity</b>	<b>\$15,410</b>		<b>\$7,200</b>
<b>City of Morristown</b>			
League of Minnesota Cities	1,199	11.0%	132
<b>Total for Entity</b>	<b>\$1,199</b>		<b>\$132</b>
<b>City of Morton</b>			
League of Minnesota Cities	601	11.0%	66
<b>Total for Entity</b>	<b>\$601</b>		<b>\$66</b>
<b>City of Motley</b>			
League of Minnesota Cities	900	11.0%	99
<b>Total for Entity</b>	<b>\$900</b>		<b>\$99</b>
<b>City of Mound</b>			
League of Minnesota Cities	9,680	11.0%	1,065
<b>Total for Entity</b>	<b>\$9,680</b>		<b>\$1,065</b>
<b>City of Mounds View</b>			
Association of Metropolitan Municipalities	5,091	46.5%	2,367
League of Minnesota Cities	12,732	11.0%	1,401
North Metro Mayors Association	5,572	76.5%	4,263
<b>Total for Entity</b>	<b>\$23,395</b>		<b>\$8,031</b>
<b>City of Mountain Iron</b>			
Coalition of Greater Minnesota Cities	6,186	68.2%	4,219
Greater Minnesota Parks and Trails	150	62.7%	94
Greater Minnesota Partnership	500	80.2%	401
League of Minnesota Cities	3,339	11.0%	367
Minnesota Association of Small Cities	1,501	55.0%	826
Range Association of Municipalities and Schools	700	75.1%	526
<b>Total for Entity</b>	<b>\$12,376</b>		<b>\$6,433</b>

**Table 5**  
**2021 Lobbying Expenditures Paid With Association Dues**  
**Listed by Entity**

Name of Entity (County) Association Name	Total Local Government Dues	Proportion of Dues Used for Lobbying	Total Dues Used for Lobbying
<b>City of Mountain Lake</b>			
Coalition of Greater Minnesota Cities	4,915	68.2%	3,352
League of Minnesota Cities	2,363	11.0%	260
Minnesota Association of Small Cities	1,144	55.0%	629
<b>Total for Entity</b>	<b>\$8,422</b>		<b>\$4,241</b>
<b>City of Murdock</b>			
League of Minnesota Cities	485	11.0%	53
Minnesota Association of Small Cities	241	55.0%	133
<b>Total for Entity</b>	<b>\$726</b>		<b>\$186</b>
<b>City of Myrtle</b>			
League of Minnesota Cities	420	11.0%	46
<b>Total for Entity</b>	<b>\$420</b>		<b>\$46</b>
<b>City of Nashua</b>			
League of Minnesota Cities	408	11.0%	45
<b>Total for Entity</b>	<b>\$408</b>		<b>\$45</b>
<b>City of Nashwauk</b>			
Coalition of Greater Minnesota Cities	1,409	68.2%	961
League of Minnesota Cities	1,222	11.0%	134
Range Association of Municipalities and Schools	700	75.1%	526
<b>Total for Entity</b>	<b>\$3,331</b>		<b>\$1,621</b>
<b>City of Nassau</b>			
League of Minnesota Cities	420	11.0%	46
Minnesota Association of Small Cities	145	55.0%	80
<b>Total for Entity</b>	<b>\$565</b>		<b>\$126</b>
<b>City of Nelson</b>			
League of Minnesota Cities	420	11.0%	46
<b>Total for Entity</b>	<b>\$420</b>		<b>\$46</b>
<b>City of Nerstrand</b>			
League of Minnesota Cities	449	11.0%	49
<b>Total for Entity</b>	<b>\$449</b>		<b>\$49</b>

**Table 5**  
**2021 Lobbying Expenditures Paid With Association Dues**  
**Listed by Entity**

Name of Entity (County) Association Name	Total Local Government Dues	Proportion of Dues Used for Lobbying	Total Dues Used for Lobbying
<b>City of Nevis</b>			
League of Minnesota Cities	564	11.0%	62
<b>Total for Entity</b>	<b>\$564</b>		<b>\$62</b>
<b>City of New Auburn</b>			
League of Minnesota Cities	602	11.0%	66
Minnesota Association of Small Cities	318	55.0%	175
<b>Total for Entity</b>	<b>\$920</b>		<b>\$241</b>
<b>City of New Brighton</b>			
Association of Metropolitan Municipalities	7,722	46.5%	3,591
League of Minnesota Cities	19,560	11.0%	2,152
North Metro Mayors Association	10,132	76.5%	7,751
<b>Total for Entity</b>	<b>\$37,414</b>		<b>\$13,494</b>
<b>City of New Germany</b>			
League of Minnesota Cities	661	11.0%	73
Minnesota Association of Small Cities	330	55.0%	182
<b>Total for Entity</b>	<b>\$991</b>		<b>\$255</b>
<b>City of New Hope</b>			
Association of Metropolitan Municipalities	7,474	46.5%	3,475
League of Minnesota Cities	18,872	11.0%	2,076
North Metro Mayors Association	9,660	76.5%	7,390
<b>Total for Entity</b>	<b>\$36,006</b>		<b>\$12,941</b>
<b>City of New London</b>			
League of Minnesota Cities	1,535	11.0%	169
<b>Total for Entity</b>	<b>\$1,535</b>		<b>\$169</b>
<b>City of New Munich</b>			
League of Minnesota Cities	541	11.0%	60
Minnesota Association of Small Cities	264	55.0%	145
<b>Total for Entity</b>	<b>\$805</b>		<b>\$205</b>
<b>City of New Prague</b>			
League of Minnesota Cities	8,386	11.0%	922
Minnesota Environmental Science and Economic Review Board	2,612	12.2%	319
<b>Total for Entity</b>	<b>\$10,998</b>		<b>\$1,241</b>

**Table 5**  
**2021 Lobbying Expenditures Paid With Association Dues**  
**Listed by Entity**

Name of Entity (County) Association Name	Total Local Government Dues	Proportion of Dues Used for Lobbying	Total Dues Used for Lobbying
<b>City of New Richland</b>			
League of Minnesota Cities	1,509	11.0%	166
<b>Total for Entity</b>	<b>\$1,509</b>		<b>\$166</b>
<b>City of New Trier</b>			
League of Minnesota Cities	420	11.0%	46
Minnesota Association of Small Cities	170	55.0%	94
<b>Total for Entity</b>	<b>\$590</b>		<b>\$140</b>
<b>City of New Ulm</b>			
Coalition of Greater Minnesota Cities	31,655	68.2%	21,589
Greater Minnesota Parks and Trails	450	62.7%	282
Greater Minnesota Partnership	1,500	80.2%	1,203
Highway 14 Partnership	2,000	51.5%	1,030
League of Minnesota Cities	13,404	11.0%	1,474
Minnesota Environmental Science and Economic Review Board	4,894	12.2%	597
<b>Total for Entity</b>	<b>\$53,903</b>		<b>\$26,175</b>
<b>City of New York Mills</b>			
League of Minnesota Cities	1,581	11.0%	174
<b>Total for Entity</b>	<b>\$1,581</b>		<b>\$174</b>
<b>City of Newfolden</b>			
League of Minnesota Cities	536	11.0%	59
<b>Total for Entity</b>	<b>\$536</b>		<b>\$59</b>
<b>City of Newport</b>			
Association of Metropolitan Municipalities	1,682	46.5%	782
League of Minnesota Cities	4,358	11.0%	479
<b>Total for Entity</b>	<b>\$6,040</b>		<b>\$1,261</b>
<b>City of Nicollet</b>			
Coalition of Greater Minnesota Cities	773	68.2%	527
Highway 14 Partnership	750	51.5%	386
League of Minnesota Cities	1,414	11.0%	156
Minnesota Association of Small Cities	673	55.0%	370
<b>Total for Entity</b>	<b>\$3,610</b>		<b>\$1,439</b>



**Table 5**  
**2021 Lobbying Expenditures Paid With Association Dues**  
**Listed by Entity**

Name of Entity (County) Association Name	Total Local Government Dues	Proportion of Dues Used for Lobbying	Total Dues Used for Lobbying
<b>City of Nielsville</b>			
League of Minnesota Cities	420	11.0%	46
<b>Total for Entity</b>	<b>\$420</b>		<b>\$46</b>
<b>City of Nisswa</b>			
League of Minnesota Cities	2,328	11.0%	256
<b>Total for Entity</b>	<b>\$2,328</b>		<b>\$256</b>
<b>City of Norcross</b>			
League of Minnesota Cities	420	11.0%	46
<b>Total for Entity</b>	<b>\$420</b>		<b>\$46</b>
<b>City of North Branch</b>			
League of Minnesota Cities	10,832	11.0%	1,192
<b>Total for Entity</b>	<b>\$10,832</b>		<b>\$1,192</b>
<b>City of North Mankato</b>			
Coalition of Greater Minnesota Cities	32,571	68.2%	22,213
Greater Minnesota Parks and Trails	225	62.7%	141
Highway 14 Partnership	2,000	51.5%	1,030
League of Minnesota Cities	13,523	11.0%	1,488
<b>Total for Entity</b>	<b>\$48,319</b>		<b>\$24,872</b>
<b>City of North Oaks</b>			
League of Minnesota Cities	5,939	11.0%	653
<b>Total for Entity</b>	<b>\$5,939</b>		<b>\$653</b>
<b>City of North Saint Paul</b>			
Association of Metropolitan Municipalities	4,732	46.5%	2,200
League of Minnesota Cities	12,049	11.0%	1,325
<b>Total for Entity</b>	<b>\$16,781</b>		<b>\$3,525</b>
<b>City of Northfield</b>			
League of Minnesota Cities	18,311	11.0%	2,014
Minnesota Environmental Science and Economic Review Board	4,831	12.2%	589
<b>Total for Entity</b>	<b>\$23,142</b>		<b>\$2,603</b>
<b>City of Northome</b>			
League of Minnesota Cities	420	11.0%	46
<b>Total for Entity</b>	<b>\$420</b>		<b>\$46</b>

**Table 5**  
**2021 Lobbying Expenditures Paid With Association Dues**  
**Listed by Entity**

Name of Entity (County) Association Name	Total Local Government Dues	Proportion of Dues Used for Lobbying	Total Dues Used for Lobbying
<b>City of Northrop</b>			
League of Minnesota Cities	420	11.0%	46
Minnesota Association of Small Cities	214	55.0%	118
<b>Total for Entity</b>	<b>\$634</b>		<b>\$164</b>
<b>City of Nowthen</b>			
League of Minnesota Cities	5,178	11.0%	570
<b>Total for Entity</b>	<b>\$5,178</b>		<b>\$570</b>
<b>City of Oak Grove</b>			
League of Minnesota Cities	9,255	11.0%	1,018
<b>Total for Entity</b>	<b>\$9,255</b>		<b>\$1,018</b>
<b>City of Oak Park Heights</b>			
Association of Metropolitan Municipalities	2,178	46.5%	1,013
Coalition of Utility Cities	14,655	76.2%	11,167
League of Minnesota Cities	5,525	11.0%	608
Minnesota Association of Small Cities	2,404	55.0%	1,322
<b>Total for Entity</b>	<b>\$24,762</b>		<b>\$14,110</b>
<b>City of Oakdale</b>			
Association of Metropolitan Municipalities	8,691	46.5%	4,041
League of Minnesota Cities	21,833	11.0%	2,402
<b>Total for Entity</b>	<b>\$30,524</b>		<b>\$6,443</b>
<b>City of Odessa</b>			
League of Minnesota Cities	420	11.0%	46
<b>Total for Entity</b>	<b>\$420</b>		<b>\$46</b>
<b>City of Odin</b>			
League of Minnesota Cities	420	11.0%	46
<b>Total for Entity</b>	<b>\$420</b>		<b>\$46</b>
<b>City of Ogema</b>			
League of Minnesota Cities	420	11.0%	46
<b>Total for Entity</b>	<b>\$420</b>		<b>\$46</b>
<b>City of Ogilvie</b>			
League of Minnesota Cities	576	11.0%	63
<b>Total for Entity</b>	<b>\$576</b>		<b>\$63</b>

**Table 5**  
**2021 Lobbying Expenditures Paid With Association Dues**  
**Listed by Entity**

Name of Entity (County) Association Name	Total Local Government Dues	Proportion of Dues Used for Lobbying	Total Dues Used for Lobbying
<b>City of Okabena</b>			
League of Minnesota Cities	420	11.0%	46
Minnesota Association of Small Cities	210	55.0%	116
<b>Total for Entity</b>	<b>\$630</b>		<b>\$162</b>
<b>City of Oklee</b>			
League of Minnesota Cities	604	11.0%	66
<b>Total for Entity</b>	<b>\$604</b>		<b>\$66</b>
<b>City of Olivia</b>			
Coalition of Greater Minnesota Cities	4,841	68.2%	3,302
Greater Minnesota Parks and Trails	150	62.7%	94
League of Minnesota Cities	2,745	11.0%	302
Minnesota Association of Small Cities	1,293	55.0%	711
Minnesota Environmental Science and Economic Review Board	963	12.2%	117
<b>Total for Entity</b>	<b>\$9,992</b>		<b>\$4,526</b>
<b>City of Onamia</b>			
League of Minnesota Cities	1,016	11.0%	112
<b>Total for Entity</b>	<b>\$1,016</b>		<b>\$112</b>
<b>City of Ormsby</b>			
League of Minnesota Cities	420	11.0%	46
<b>Total for Entity</b>	<b>\$420</b>		<b>\$46</b>
<b>City of Orono</b>			
Association of Metropolitan Municipalities	3,385	46.5%	1,574
League of Minnesota Cities	8,698	11.0%	957
<b>Total for Entity</b>	<b>\$12,083</b>		<b>\$2,531</b>
<b>City of Oronoco</b>			
Greater Minnesota Parks and Trails	150	62.7%	94
League of Minnesota Cities	2,145	11.0%	236
<b>Total for Entity</b>	<b>\$2,295</b>		<b>\$330</b>
<b>City of Orr</b>			
League of Minnesota Cities	420	11.0%	46
Minnesota Association of Small Cities	249	55.0%	137
<b>Total for Entity</b>	<b>\$669</b>		<b>\$183</b>

**Table 5**  
**2021 Lobbying Expenditures Paid With Association Dues**  
**Listed by Entity**

Name of Entity (County) Association Name	Total Local Government Dues	Proportion of Dues Used for Lobbying	Total Dues Used for Lobbying
<b>City of Ortonville</b>			
Coalition of Greater Minnesota Cities	3,988	68.2%	2,720
League of Minnesota Cities	2,388	11.0%	263
Minnesota Association of Small Cities	964	55.0%	530
<b>Total for Entity</b>	<b>\$7,340</b>		<b>\$3,513</b>
<b>City of Osakis</b>			
Coalition of Greater Minnesota Cities	3,944	68.2%	2,690
League of Minnesota Cities	2,111	11.0%	232
<b>Total for Entity</b>	<b>\$6,055</b>		<b>\$2,922</b>
<b>City of Oslo</b>			
League of Minnesota Cities	420	11.0%	46
<b>Total for Entity</b>	<b>\$420</b>		<b>\$46</b>
<b>City of Osseo</b>			
Association of Metropolitan Municipalities	1,263	46.5%	587
League of Minnesota Cities	3,128	11.0%	344
<b>Total for Entity</b>	<b>\$4,391</b>		<b>\$931</b>
<b>City of Ostrander</b>			
League of Minnesota Cities	420	11.0%	46
<b>Total for Entity</b>	<b>\$420</b>		<b>\$46</b>
<b>City of Otsego</b>			
Greater Minnesota Parks and Trails	225	62.7%	141
League of Minnesota Cities	17,914	11.0%	1,971
<b>Total for Entity</b>	<b>\$18,139</b>		<b>\$2,112</b>
<b>City of Ottertail</b>			
League of Minnesota Cities	844	11.0%	93
Minnesota Association of Small Cities	409	55.0%	225
<b>Total for Entity</b>	<b>\$1,253</b>		<b>\$318</b>

**Table 5**  
**2021 Lobbying Expenditures Paid With Association Dues**  
**Listed by Entity**

Name of Entity (County) Association Name	Total Local Government Dues	Proportion of Dues Used for Lobbying	Total Dues Used for Lobbying
<b>City of Owatonna</b>			
Coalition of Greater Minnesota Cities	65,413	68.2%	44,612
Greater Minnesota Parks and Trails	300	62.7%	188
Highway 14 Partnership	6,000	51.5%	3,090
League of Minnesota Cities	41,243	11.0%	4,537
Minnesota Environmental Science and Economic Review Board	8,561	12.2%	1,044
<b>Total for Entity</b>	<b>\$121,517</b>		<b>\$53,471</b>
<b>City of Palisade</b>			
League of Minnesota Cities	420	11.0%	46
Minnesota Association of Small Cities	189	55.0%	104
<b>Total for Entity</b>	<b>\$609</b>		<b>\$150</b>
<b>City of Park Rapids</b>			
Coalition of Greater Minnesota Cities	7,166	68.2%	4,887
Greater Minnesota Parks and Trails	150	62.7%	94
League of Minnesota Cities	4,741	11.0%	522
<b>Total for Entity</b>	<b>\$12,057</b>		<b>\$5,503</b>
<b>City of Parkers Prairie</b>			
League of Minnesota Cities	1,277	11.0%	140
<b>Total for Entity</b>	<b>\$1,277</b>		<b>\$140</b>
<b>City of Paynesville</b>			
League of Minnesota Cities	2,795	11.0%	307
Minnesota Association of Small Cities	1,339	55.0%	736
<b>Total for Entity</b>	<b>\$4,134</b>		<b>\$1,043</b>
<b>City of Pease</b>			
League of Minnesota Cities	420	11.0%	46
<b>Total for Entity</b>	<b>\$420</b>		<b>\$46</b>
<b>City of Pelican Rapids</b>			
Coalition of Greater Minnesota Cities	5,590	68.2%	3,812
Greater Minnesota Partnership	500	80.2%	401
League of Minnesota Cities	3,005	11.0%	331
Minnesota Environmental Science and Economic Review Board	750	12.2%	92
<b>Total for Entity</b>	<b>\$9,845</b>		<b>\$4,636</b>

**Table 5**  
**2021 Lobbying Expenditures Paid With Association Dues**  
**Listed by Entity**

Name of Entity (County) Association Name	Total Local Government Dues	Proportion of Dues Used for Lobbying	Total Dues Used for Lobbying
<b>City of Pemberton</b>			
League of Minnesota Cities	420	11.0%	46
<b>Total for Entity</b>	<b>\$420</b>		<b>\$46</b>
<b>City of Pennock</b>			
League of Minnesota Cities	677	11.0%	74
Minnesota Association of Small Cities	352	55.0%	194
<b>Total for Entity</b>	<b>\$1,029</b>		<b>\$268</b>
<b>City of Pequot Lakes</b>			
League of Minnesota Cities	2,803	11.0%	308
<b>Total for Entity</b>	<b>\$2,803</b>		<b>\$308</b>
<b>City of Perham</b>			
Coalition of Greater Minnesota Cities	6,142	68.2%	4,189
Greater Minnesota Parks and Trails	150	62.7%	94
League of Minnesota Cities	4,042	11.0%	445
Minnesota Association of Small Cities	1,726	55.0%	949
<b>Total for Entity</b>	<b>\$12,060</b>		<b>\$5,677</b>
<b>City of Perley</b>			
League of Minnesota Cities	828	11.0%	91
<b>Total for Entity</b>	<b>\$828</b>		<b>\$91</b>
<b>City of Peterson</b>			
League of Minnesota Cities	420	11.0%	46
<b>Total for Entity</b>	<b>\$420</b>		<b>\$46</b>
<b>City of Pierz</b>			
League of Minnesota Cities	1,719	11.0%	189
<b>Total for Entity</b>	<b>\$1,719</b>		<b>\$189</b>
<b>City of Pillager</b>			
League of Minnesota Cities	708	11.0%	78
Minnesota Association of Small Cities	341	55.0%	188
<b>Total for Entity</b>	<b>\$1,049</b>		<b>\$266</b>
<b>City of Pine City</b>			
League of Minnesota Cities	3,618	11.0%	398
<b>Total for Entity</b>	<b>\$3,618</b>		<b>\$398</b>

**Table 5**  
**2021 Lobbying Expenditures Paid With Association Dues**  
**Listed by Entity**

Name of Entity (County) Association Name	Total Local Government Dues	Proportion of Dues Used for Lobbying	Total Dues Used for Lobbying
<b>City of Pine Island</b>			
League of Minnesota Cities	4,327	11.0%	476
<b>Total for Entity</b>	<b>\$4,327</b>		<b>\$476</b>
<b>City of Pine River</b>			
League of Minnesota Cities	1,157	11.0%	127
<b>Total for Entity</b>	<b>\$1,157</b>		<b>\$127</b>
<b>City of Pine Springs</b>			
League of Minnesota Cities	564	11.0%	62
Minnesota Association of Small Cities	306	55.0%	168
<b>Total for Entity</b>	<b>\$870</b>		<b>\$230</b>
<b>City of Pipestone</b>			
Coalition of Greater Minnesota Cities	7,186	68.2%	4,901
<b>Total for Entity</b>	<b>\$7,186</b>		<b>\$4,901</b>
<b>City of Plainview</b>			
League of Minnesota Cities	4,010	11.0%	441
<b>Total for Entity</b>	<b>\$4,010</b>		<b>\$441</b>
<b>City of Plato</b>			
League of Minnesota Cities	511	11.0%	56
<b>Total for Entity</b>	<b>\$511</b>		<b>\$56</b>
<b>City of Plummer</b>			
League of Minnesota Cities	452	11.0%	50
Minnesota Association of Small Cities	255	55.0%	140
<b>Total for Entity</b>	<b>\$707</b>		<b>\$190</b>
<b>City of Plymouth</b>			
Association of Metropolitan Municipalities	14,240	46.5%	6,622
League of Minnesota Cities	36,141	11.0%	3,976
Municipal Legislative Commission	10,500	87.5%	9,188
Suburban Transit Association	9,500	97.5%	9,262
<b>Total for Entity</b>	<b>\$70,381</b>		<b>\$29,048</b>
<b>City of Porter</b>			
League of Minnesota Cities	420	11.0%	46
<b>Total for Entity</b>	<b>\$420</b>		<b>\$46</b>

**Table 5**  
**2021 Lobbying Expenditures Paid With Association Dues**  
**Listed by Entity**

Name of Entity (County) Association Name	Total Local Government Dues	Proportion of Dues Used for Lobbying	Total Dues Used for Lobbying
<b>City of Preston</b>			
League of Minnesota Cities	1,612	11.0%	177
<b>Total for Entity</b>	<b>\$1,612</b>		<b>\$177</b>
<b>City of Princeton</b>			
Coalition of Greater Minnesota Cities	8,014	68.2%	5,466
Greater Minnesota Parks and Trails	150	62.7%	94
League of Minnesota Cities	5,492	11.0%	604
<b>Total for Entity</b>	<b>\$13,656</b>		<b>\$6,164</b>
<b>City of Prinsburg</b>			
League of Minnesota Cities	723	11.0%	80
<b>Total for Entity</b>	<b>\$723</b>		<b>\$80</b>
<b>City of Prior Lake</b>			
Association of Metropolitan Municipalities	8,284	46.5%	3,852
League of Minnesota Cities	42,118	11.0%	4,633
Municipal Legislative Commission	6,751	87.5%	5,907
<b>Total for Entity</b>	<b>\$57,153</b>		<b>\$14,392</b>
<b>City of Proctor</b>			
League of Minnesota Cities	3,607	11.0%	397
<b>Total for Entity</b>	<b>\$3,607</b>		<b>\$397</b>
<b>City of Quamba</b>			
League of Minnesota Cities	420	11.0%	46
<b>Total for Entity</b>	<b>\$420</b>		<b>\$46</b>
<b>City of Racine</b>			
League of Minnesota Cities	654	11.0%	72
<b>Total for Entity</b>	<b>\$654</b>		<b>\$72</b>
<b>City of Ramsey</b>			
League of Minnesota Cities	21,525	11.0%	2,368
North Metro Mayors Association	11,768	76.5%	9,003
<b>Total for Entity</b>	<b>\$33,293</b>		<b>\$11,371</b>
<b>City of Randall</b>			
League of Minnesota Cities	819	11.0%	90
<b>Total for Entity</b>	<b>\$819</b>		<b>\$90</b>



**Table 5**  
**2021 Lobbying Expenditures Paid With Association Dues**  
**Listed by Entity**

Name of Entity (County) Association Name	Total Local Government Dues	Proportion of Dues Used for Lobbying	Total Dues Used for Lobbying
<b>City of Randolph</b>			
League of Minnesota Cities	663	11.0%	73
<b>Total for Entity</b>	<b>\$663</b>		<b>\$73</b>
<b>City of Ranier</b>			
League of Minnesota Cities	777	11.0%	85
Minnesota Association of Small Cities	381	55.0%	210
<b>Total for Entity</b>	<b>\$1,158</b>		<b>\$295</b>
<b>City of Raymond</b>			
League of Minnesota Cities	1,013	11.0%	111
Minnesota Association of Small Cities	464	55.0%	255
<b>Total for Entity</b>	<b>\$1,477</b>		<b>\$366</b>
<b>City of Red Lake Falls</b>			
Coalition of Greater Minnesota Cities	3,392	68.2%	2,313
League of Minnesota Cities	1,631	11.0%	179
Minnesota Association of Small Cities	780	55.0%	429
<b>Total for Entity</b>	<b>\$5,803</b>		<b>\$2,921</b>
<b>City of Red Wing</b>			
Coalition of Greater Minnesota Cities	38,014	68.2%	25,926
Coalition of Utility Cities	33,599	76.2%	25,602
Greater Minnesota Parks and Trails	225	62.7%	141
Greater Minnesota Partnership	1,500	80.2%	1,203
Minnesota Environmental Science and Economic Review Board	5,760	12.2%	703
<b>Total for Entity</b>	<b>\$79,098</b>		<b>\$53,575</b>
<b>City of Redwood Falls</b>			
Coalition of Greater Minnesota Cities	9,302	68.2%	6,344
Greater Minnesota Parks and Trails	150	62.7%	94
League of Minnesota Cities	5,784	11.0%	636
Minnesota Environmental Science and Economic Review Board	1,970	12.2%	240
<b>Total for Entity</b>	<b>\$17,206</b>		<b>\$7,314</b>
<b>City of Remer</b>			
League of Minnesota Cities	580	11.0%	64
<b>Total for Entity</b>	<b>\$580</b>		<b>\$64</b>

**Table 5**  
**2021 Lobbying Expenditures Paid With Association Dues**  
**Listed by Entity**

Name of Entity (County) Association Name	Total Local Government Dues	Proportion of Dues Used for Lobbying	Total Dues Used for Lobbying
<b>City of Renville</b>			
Coalition of Greater Minnesota Cities	3,181	68.2%	2,169
League of Minnesota Cities	1,589	11.0%	175
Minnesota Environmental Science and Economic Review Board	750	12.2%	92
<b>Total for Entity</b>	<b>\$5,520</b>		<b>\$2,436</b>
<b>City of Revere</b>			
League of Minnesota Cities	420	11.0%	46
<b>Total for Entity</b>	<b>\$420</b>		<b>\$46</b>
<b>City of Rice</b>			
League of Minnesota Cities	2,337	11.0%	257
<b>Total for Entity</b>	<b>\$2,337</b>		<b>\$257</b>
<b>City of Rice Lake</b>			
Coalition of Greater Minnesota Cities	7,121	68.2%	4,857
League of Minnesota Cities	4,707	11.0%	518
<b>Total for Entity</b>	<b>\$11,828</b>		<b>\$5,375</b>
<b>City of Richfield</b>			
Association of Metropolitan Municipalities	10,206	46.5%	4,746
League of Minnesota Cities	25,908	11.0%	2,850
<b>Total for Entity</b>	<b>\$36,114</b>		<b>\$7,596</b>
<b>City of Richmond</b>			
League of Minnesota Cities	1,782	11.0%	196
<b>Total for Entity</b>	<b>\$1,782</b>		<b>\$196</b>
<b>City of Richville</b>			
Minnesota Association of Small Cities	160	55.0%	88
<b>Total for Entity</b>	<b>\$160</b>		<b>\$88</b>
<b>City of Riverton</b>			
League of Minnesota Cities	420	11.0%	46
<b>Total for Entity</b>	<b>\$420</b>		<b>\$46</b>
<b>City of Robbinsdale</b>			
Association of Metropolitan Municipalities	5,536	46.5%	2,574
League of Minnesota Cities	13,809	11.0%	1,519
<b>Total for Entity</b>	<b>\$19,345</b>		<b>\$4,093</b>

**Table 5**  
**2021 Lobbying Expenditures Paid With Association Dues**  
**Listed by Entity**

Name of Entity (County) Association Name	Total Local Government Dues	Proportion of Dues Used for Lobbying	Total Dues Used for Lobbying
<b>City of Rochester</b>			
Greater Minnesota Parks and Trails	900	62.7%	564
League of Minnesota Cities	40,117	11.0%	4,413
Minnesota Environmental Science and Economic Review Board	14,100	12.2%	1,720
<b>Total for Entity</b>	<b>\$55,117</b>		<b>\$6,697</b>
<b>City of Rock Creek</b>			
League of Minnesota Cities	2,012	11.0%	221
<b>Total for Entity</b>	<b>\$2,012</b>		<b>\$221</b>
<b>City of Rockford</b>			
League of Minnesota Cities	5,138	11.0%	565
<b>Total for Entity</b>	<b>\$5,138</b>		<b>\$565</b>
<b>City of Rockville</b>			
League of Minnesota Cities	2,788	11.0%	307
<b>Total for Entity</b>	<b>\$2,788</b>		<b>\$307</b>
<b>City of Rogers</b>			
Association of Metropolitan Municipalities	4,987	46.5%	2,319
League of Minnesota Cities	12,767	11.0%	1,404
<b>Total for Entity</b>	<b>\$17,754</b>		<b>\$3,723</b>
<b>City of Rollingstone</b>			
League of Minnesota Cities	898	11.0%	99
<b>Total for Entity</b>	<b>\$898</b>		<b>\$99</b>
<b>City of Roosevelt</b>			
League of Minnesota Cities	420	11.0%	46
<b>Total for Entity</b>	<b>\$420</b>		<b>\$46</b>
<b>City of Rose Creek</b>			
League of Minnesota Cities	586	11.0%	64
<b>Total for Entity</b>	<b>\$586</b>		<b>\$64</b>
<b>City of Roseau</b>			
Coalition of Greater Minnesota Cities	5,996	68.2%	4,089
League of Minnesota Cities	3,190	11.0%	351
Minnesota Environmental Science and Economic Review Board	935	12.2%	114
<b>Total for Entity</b>	<b>\$10,121</b>		<b>\$4,554</b>

**Table 5**  
**2021 Lobbying Expenditures Paid With Association Dues**  
**Listed by Entity**

Name of Entity (County) Association Name	Total Local Government Dues	Proportion of Dues Used for Lobbying	Total Dues Used for Lobbying
<b>City of Rosemount</b>			
Association of Metropolitan Municipalities	7,950	46.5%	3,697
League of Minnesota Cities	20,590	11.0%	2,265
Municipal Legislative Commission	6,301	87.5%	5,513
<b>Total for Entity</b>	<b>\$34,841</b>		<b>\$11,475</b>
<b>City of Roseville</b>			
Association of Metropolitan Municipalities	10,175	46.5%	4,731
League of Minnesota Cities	25,561	11.0%	2,812
<b>Total for Entity</b>	<b>\$35,736</b>		<b>\$7,543</b>
<b>City of Rothsay</b>			
League of Minnesota Cities	698	11.0%	77
<b>Total for Entity</b>	<b>\$698</b>		<b>\$77</b>
<b>City of Round Lake</b>			
League of Minnesota Cities	564	11.0%	62
Minnesota Association of Small Cities	287	55.0%	158
<b>Total for Entity</b>	<b>\$851</b>		<b>\$220</b>
<b>City of Royalton</b>			
League of Minnesota Cities	1,567	11.0%	172
Minnesota Association of Small Cities	715	55.0%	393
<b>Total for Entity</b>	<b>\$2,282</b>		<b>\$565</b>
<b>City of Rush City</b>			
League of Minnesota Cities	3,727	11.0%	410
Minnesota Association of Small Cities	1,609	55.0%	885
<b>Total for Entity</b>	<b>\$5,336</b>		<b>\$1,295</b>
<b>City of Rushford</b>			
Coalition of Greater Minnesota Cities	4,368	68.2%	2,979
League of Minnesota Cities	2,209	11.0%	243
<b>Total for Entity</b>	<b>\$6,577</b>		<b>\$3,222</b>
<b>City of Rushford Village</b>			
League of Minnesota Cities	1,022	11.0%	112
<b>Total for Entity</b>	<b>\$1,022</b>		<b>\$112</b>

**Table 5**  
**2021 Lobbying Expenditures Paid With Association Dues**  
**Listed by Entity**

Name of Entity (County) Association Name	Total Local Government Dues	Proportion of Dues Used for Lobbying	Total Dues Used for Lobbying
<b>City of Rushmore</b>			
League of Minnesota Cities	551	11.0%	61
<b>Total for Entity</b>	<b>\$551</b>		<b>\$61</b>
<b>City of Ruthton</b>			
League of Minnesota Cities	420	11.0%	46
<b>Total for Entity</b>	<b>\$420</b>		<b>\$46</b>
<b>City of Rutledge</b>			
League of Minnesota Cities	408	11.0%	45
<b>Total for Entity</b>	<b>\$408</b>		<b>\$45</b>
<b>City of Sabin</b>			
League of Minnesota Cities	833	11.0%	92
Minnesota Association of Small Cities	368	55.0%	202
<b>Total for Entity</b>	<b>\$1,201</b>		<b>\$294</b>
<b>City of Sacred Heart</b>			
League of Minnesota Cities	712	11.0%	78
<b>Total for Entity</b>	<b>\$712</b>		<b>\$78</b>
<b>City of Saint Anthony</b>			
Association of Metropolitan Municipalities	3,733	46.5%	1,736
League of Minnesota Cities	9,552	11.0%	1,051
<b>Total for Entity</b>	<b>\$13,285</b>		<b>\$2,787</b>
<b>City of Saint Anthony [Stearns]</b>			
League of Minnesota Cities	420	11.0%	46
<b>Total for Entity</b>	<b>\$420</b>		<b>\$46</b>
<b>City of Saint Augusta</b>			
League of Minnesota Cities	4,025	11.0%	443
Minnesota Association of Small Cities	1,825	55.0%	1,004
<b>Total for Entity</b>	<b>\$5,850</b>		<b>\$1,447</b>
<b>City of Saint Bonifacius</b>			
League of Minnesota Cities	2,705	11.0%	298
<b>Total for Entity</b>	<b>\$2,705</b>		<b>\$298</b>

**Table 5**  
**2021 Lobbying Expenditures Paid With Association Dues**  
**Listed by Entity**

Name of Entity (County) Association Name	Total Local Government Dues	Proportion of Dues Used for Lobbying	Total Dues Used for Lobbying
<b>City of Saint Charles</b>			
Coalition of Greater Minnesota Cities	7,718	68.2%	5,264
Greater Minnesota Parks and Trails	150	62.7%	94
League of Minnesota Cities	4,572	11.0%	503
<b>Total for Entity</b>	<b>\$12,440</b>		<b>\$5,861</b>
<b>City of Saint Clair</b>			
League of Minnesota Cities	978	11.0%	108
Minnesota Association of Small Cities	493	55.0%	271
<b>Total for Entity</b>	<b>\$1,471</b>		<b>\$379</b>
<b>City of Saint Cloud</b>			
Greater Minnesota Parks and Trails	450	62.7%	282
League of Minnesota Cities	34,524	11.0%	3,798
<b>Total for Entity</b>	<b>\$34,974</b>		<b>\$4,080</b>
<b>City of Saint Francis</b>			
Association of Metropolitan Municipalities	3,302	46.5%	1,535
League of Minnesota Cities	8,541	11.0%	940
<b>Total for Entity</b>	<b>\$11,843</b>		<b>\$2,475</b>
<b>City of Saint Hilaire</b>			
League of Minnesota Cities	449	11.0%	49
Minnesota Association of Small Cities	240	55.0%	132
<b>Total for Entity</b>	<b>\$689</b>		<b>\$181</b>
<b>City of Saint James</b>			
Coalition of Greater Minnesota Cities	1,136	68.2%	775
League of Minnesota Cities	5,463	11.0%	601
<b>Total for Entity</b>	<b>\$6,599</b>		<b>\$1,376</b>
<b>City of Saint Joseph</b>			
Coalition of Greater Minnesota Cities	12,404	68.2%	8,460
League of Minnesota Cities	7,532	11.0%	829
<b>Total for Entity</b>	<b>\$19,936</b>		<b>\$9,289</b>
<b>City of Saint Leo</b>			
League of Minnesota Cities	420	11.0%	46
<b>Total for Entity</b>	<b>\$420</b>		<b>\$46</b>

**Table 5**  
**2021 Lobbying Expenditures Paid With Association Dues**  
**Listed by Entity**

Name of Entity (County) Association Name	Total Local Government Dues	Proportion of Dues Used for Lobbying	Total Dues Used for Lobbying
<b>City of Saint Louis Park</b>			
Association of Metropolitan Municipalities	12,533	46.5%	5,828
League of Minnesota Cities	32,012	11.0%	3,521
<b>Total for Entity</b>	<b>\$44,545</b>		<b>\$9,349</b>
<b>City of Saint Martin</b>			
League of Minnesota Cities	492	11.0%	54
<b>Total for Entity</b>	<b>\$492</b>		<b>\$54</b>
<b>City of Saint Mary's Point</b>			
League of Minnesota Cities	538	11.0%	59
<b>Total for Entity</b>	<b>\$538</b>		<b>\$59</b>
<b>City of Saint Michael</b>			
Greater Minnesota Parks and Trails	225	62.7%	141
League of Minnesota Cities	16,578	11.0%	1,824
Minnesota Environmental Science and Economic Review Board	5,641	12.2%	688
<b>Total for Entity</b>	<b>\$22,444</b>		<b>\$2,653</b>
<b>City of Saint Paul</b>			
Association of Metropolitan Municipalities	26,361	46.5%	12,258
League of Minnesota Cities	130,652	11.0%	14,372
<b>Total for Entity</b>	<b>\$157,013</b>		<b>\$26,630</b>
<b>City of Saint Paul Park</b>			
Association of Metropolitan Municipalities	2,475	46.5%	1,151
League of Minnesota Cities	6,185	11.0%	680
<b>Total for Entity</b>	<b>\$8,660</b>		<b>\$1,831</b>
<b>City of Saint Peter</b>			
Coalition of Greater Minnesota Cities	20,169	68.2%	13,755
League of Minnesota Cities	11,819	11.0%	1,300
<b>Total for Entity</b>	<b>\$31,988</b>		<b>\$15,055</b>
<b>City of Saint Rosa</b>			
League of Minnesota Cities	420	11.0%	46
<b>Total for Entity</b>	<b>\$420</b>		<b>\$46</b>

**Table 5**  
**2021 Lobbying Expenditures Paid With Association Dues**  
**Listed by Entity**

Name of Entity (County) Association Name	Total Local Government Dues	Proportion of Dues Used for Lobbying	Total Dues Used for Lobbying
<b>City of Saint Stephen</b>			
League of Minnesota Cities	1,030	11.0%	113
<b>Total for Entity</b>	<b>\$1,030</b>		<b>\$113</b>
<b>City of Saint Vincent</b>			
League of Minnesota Cities	420	11.0%	46
<b>Total for Entity</b>	<b>\$420</b>		<b>\$46</b>
<b>City of Sanborn</b>			
League of Minnesota Cities	504	11.0%	55
<b>Total for Entity</b>	<b>\$504</b>		<b>\$55</b>
<b>City of Sandstone</b>			
Coalition of Greater Minnesota Cities	5,849	68.2%	3,989
Greater Minnesota Parks and Trails	300	62.7%	188
Greater Minnesota Partnership	500	80.2%	401
League of Minnesota Cities	2,877	11.0%	316
Minnesota Environmental Science and Economic Review Board	750	12.2%	92
<b>Total for Entity</b>	<b>\$10,276</b>		<b>\$4,986</b>
<b>City of Sargeant</b>			
League of Minnesota Cities	420	11.0%	46
<b>Total for Entity</b>	<b>\$420</b>		<b>\$46</b>
<b>City of Sartell</b>			
Coalition of Greater Minnesota Cities	9,564	68.2%	6,523
Greater Minnesota Parks and Trails	225	62.7%	141
League of Minnesota Cities	17,439	11.0%	1,918
<b>Total for Entity</b>	<b>\$27,228</b>		<b>\$8,582</b>
<b>City of Sauk Centre</b>			
League of Minnesota Cities	5,199	11.0%	572
Minnesota Environmental Science and Economic Review Board	1,553	12.2%	189
<b>Total for Entity</b>	<b>\$6,752</b>		<b>\$761</b>
<b>City of Sauk Rapids</b>			
League of Minnesota Cities	13,205	11.0%	1,453
<b>Total for Entity</b>	<b>\$13,205</b>		<b>\$1,453</b>



**Table 5**  
**2021 Lobbying Expenditures Paid With Association Dues**  
**Listed by Entity**

Name of Entity (County) Association Name	Total Local Government Dues	Proportion of Dues Used for Lobbying	Total Dues Used for Lobbying
<b>City of Savage</b>			
Association of Metropolitan Municipalities	9,268	46.5%	4,310
League of Minnesota Cities	23,785	11.0%	2,616
Municipal Legislative Commission	8,061	87.5%	7,053
<b>Total for Entity</b>	<b>\$41,114</b>		<b>\$13,979</b>
<b>City of Scandia</b>			
League of Minnesota Cities	4,565	11.0%	502
<b>Total for Entity</b>	<b>\$4,565</b>		<b>\$502</b>
<b>City of Scanlon</b>			
League of Minnesota Cities	1,241	11.0%	137
Minnesota Association of Small Cities	564	55.0%	310
<b>Total for Entity</b>	<b>\$1,805</b>		<b>\$447</b>
<b>City of Seaforth</b>			
League of Minnesota Cities	420	11.0%	46
<b>Total for Entity</b>	<b>\$420</b>		<b>\$46</b>
<b>City of Sebekka</b>			
League of Minnesota Cities	968	11.0%	106
Minnesota Association of Small Cities	428	55.0%	235
<b>Total for Entity</b>	<b>\$1,396</b>		<b>\$341</b>
<b>City of Sedan</b>			
League of Minnesota Cities	420	11.0%	46
<b>Total for Entity</b>	<b>\$420</b>		<b>\$46</b>
<b>City of Shafer</b>			
League of Minnesota Cities	1,413	11.0%	155
Minnesota Association of Small Cities	649	55.0%	357
<b>Total for Entity</b>	<b>\$2,062</b>		<b>\$512</b>
<b>City of Shakopee</b>			
Association of Metropolitan Municipalities	11,152	46.5%	5,186
League of Minnesota Cities	29,051	11.0%	3,196
Municipal Legislative Commission	10,382	87.5%	9,084
<b>Total for Entity</b>	<b>\$50,585</b>		<b>\$17,466</b>

**Table 5**  
**2021 Lobbying Expenditures Paid With Association Dues**  
**Listed by Entity**

Name of Entity (County) Association Name	Total Local Government Dues	Proportion of Dues Used for Lobbying	Total Dues Used for Lobbying
<b>City of Shelly</b>			
League of Minnesota Cities	420	11.0%	46
<b>Total for Entity</b>	<b>\$420</b>		<b>\$46</b>
<b>City of Sherburn</b>			
League of Minnesota Cities	1,320	11.0%	145
<b>Total for Entity</b>	<b>\$1,320</b>		<b>\$145</b>
<b>City of Shoreview</b>			
Association of Metropolitan Municipalities	8,349	46.5%	3,882
League of Minnesota Cities	21,186	11.0%	2,330
Municipal Legislative Commission	6,674	87.5%	5,840
<b>Total for Entity</b>	<b>\$36,209</b>		<b>\$12,052</b>
<b>City of Shorewood</b>			
Association of Metropolitan Municipalities	3,237	46.5%	1,505
League of Minnesota Cities	8,216	11.0%	904
<b>Total for Entity</b>	<b>\$11,453</b>		<b>\$2,409</b>
<b>City of Silver Bay</b>			
League of Minnesota Cities	2,206	11.0%	243
Range Association of Municipalities and Schools	700	75.1%	526
<b>Total for Entity</b>	<b>\$2,906</b>		<b>\$769</b>
<b>City of Silver Lake</b>			
League of Minnesota Cities	1,107	11.0%	122
<b>Total for Entity</b>	<b>\$1,107</b>		<b>\$122</b>
<b>City of Skyline</b>			
League of Minnesota Cities	465	11.0%	51
<b>Total for Entity</b>	<b>\$465</b>		<b>\$51</b>
<b>City of Slayton</b>			
Coalition of Greater Minnesota Cities	4,902	68.2%	3,343
League of Minnesota Cities	2,379	11.0%	262
Minnesota Environmental Science and Economic Review Board	1,052	12.2%	128
<b>Total for Entity</b>	<b>\$8,333</b>		<b>\$3,733</b>

**Table 5**  
**2021 Lobbying Expenditures Paid With Association Dues**  
**Listed by Entity**

Name of Entity (County) Association Name	Total Local Government Dues	Proportion of Dues Used for Lobbying	Total Dues Used for Lobbying
<b>City of Sleepy Eye</b>			
Coalition of Greater Minnesota Cities	7,112	68.2%	4,850
Greater Minnesota Parks and Trails	150	62.7%	94
League of Minnesota Cities	3,975	11.0%	437
<b>Total for Entity</b>	<b>\$11,237</b>		<b>\$5,381</b>
<b>City of Sobieski</b>			
League of Minnesota Cities	420	11.0%	46
<b>Total for Entity</b>	<b>\$420</b>		<b>\$46</b>
<b>City of Solway</b>			
League of Minnesota Cities	828	11.0%	91
<b>Total for Entity</b>	<b>\$828</b>		<b>\$91</b>
<b>City of South Haven</b>			
League of Minnesota Cities	420	11.0%	46
Minnesota Association of Small Cities	207	55.0%	114
<b>Total for Entity</b>	<b>\$627</b>		<b>\$160</b>
<b>City of South Saint Paul</b>			
Association of Metropolitan Municipalities	7,304	46.5%	3,396
League of Minnesota Cities	18,297	11.0%	2,013
<b>Total for Entity</b>	<b>\$25,601</b>		<b>\$5,409</b>
<b>City of Spicer</b>			
League of Minnesota Cities	1,380	11.0%	152
<b>Total for Entity</b>	<b>\$1,380</b>		<b>\$152</b>
<b>City of Spring Grove</b>			
League of Minnesota Cities	1,539	11.0%	169
<b>Total for Entity</b>	<b>\$1,539</b>		<b>\$169</b>
<b>City of Spring Hill</b>			
League of Minnesota Cities	828	11.0%	91
<b>Total for Entity</b>	<b>\$828</b>		<b>\$91</b>

**Table 5**  
**2021 Lobbying Expenditures Paid With Association Dues**  
**Listed by Entity**

Name of Entity (County) Association Name	Total Local Government Dues	Proportion of Dues Used for Lobbying	Total Dues Used for Lobbying
<b>City of Spring Lake Park</b>			
Association of Metropolitan Municipalities	2,774	46.5%	1,290
League of Minnesota Cities	7,676	11.0%	844
North Metro Mayors Association	2,830	76.5%	2,165
<b>Total for Entity</b>	<b>\$13,280</b>		<b>\$4,299</b>
<b>City of Spring Park</b>			
Association of Metropolitan Municipalities	806	46.5%	375
League of Minnesota Cities	2,070	11.0%	228
<b>Total for Entity</b>	<b>\$2,876</b>		<b>\$603</b>
<b>City of Spring Valley</b>			
League of Minnesota Cities	2,860	11.0%	315
Minnesota Association of Small Cities	1,323	55.0%	728
<b>Total for Entity</b>	<b>\$4,183</b>		<b>\$1,043</b>
<b>City of Springfield</b>			
Coalition of Greater Minnesota Cities	4,310	68.2%	2,939
League of Minnesota Cities	2,395	11.0%	263
<b>Total for Entity</b>	<b>\$6,705</b>		<b>\$3,202</b>
<b>City of Squaw Lake</b>			
League of Minnesota Cities	420	11.0%	46
<b>Total for Entity</b>	<b>\$420</b>		<b>\$46</b>
<b>City of Stacy</b>			
League of Minnesota Cities	2,035	11.0%	224
Minnesota Association of Small Cities	838	55.0%	461
<b>Total for Entity</b>	<b>\$2,873</b>		<b>\$685</b>
<b>City of Staples</b>			
Coalition of Greater Minnesota Cities	6,315	68.2%	4,307
Greater Minnesota Parks and Trails	150	62.7%	94
League of Minnesota Cities	3,462	11.0%	381
<b>Total for Entity</b>	<b>\$9,927</b>		<b>\$4,782</b>

**Table 5**  
**2021 Lobbying Expenditures Paid With Association Dues**  
**Listed by Entity**

Name of Entity (County) Association Name	Total Local Government Dues	Proportion of Dues Used for Lobbying	Total Dues Used for Lobbying
<b>City of Starbuck</b>			
League of Minnesota Cities	1,660	11.0%	183
Minnesota Association of Small Cities	733	55.0%	403
<b>Total for Entity</b>	<b>\$2,393</b>		<b>\$586</b>
<b>City of Steen</b>			
League of Minnesota Cities	420	11.0%	46
<b>Total for Entity</b>	<b>\$420</b>		<b>\$46</b>
<b>City of Stephen</b>			
League of Minnesota Cities	803	11.0%	88
Minnesota Association of Small Cities	420	55.0%	231
<b>Total for Entity</b>	<b>\$1,223</b>		<b>\$319</b>
<b>City of Stewart</b>			
League of Minnesota Cities	688	11.0%	76
Minnesota Association of Small Cities	363	55.0%	200
<b>Total for Entity</b>	<b>\$1,051</b>		<b>\$276</b>
<b>City of Stewartville</b>			
League of Minnesota Cities	7,222	11.0%	794
<b>Total for Entity</b>	<b>\$7,222</b>		<b>\$794</b>
<b>City of Stillwater</b>			
Association of Metropolitan Municipalities	7,113	46.5%	3,308
League of Minnesota Cities	17,472	11.0%	1,922
<b>Total for Entity</b>	<b>\$24,585</b>		<b>\$5,230</b>
<b>City of Stockton</b>			
League of Minnesota Cities	1,043	11.0%	115
<b>Total for Entity</b>	<b>\$1,043</b>		<b>\$115</b>
<b>City of Storden</b>			
League of Minnesota Cities	420	11.0%	46
Minnesota Association of Small Cities	210	55.0%	116
<b>Total for Entity</b>	<b>\$630</b>		<b>\$162</b>
<b>City of Strandquist</b>			
League of Minnesota Cities	828	11.0%	91
<b>Total for Entity</b>	<b>\$828</b>		<b>\$91</b>

**Table 5**  
**2021 Lobbying Expenditures Paid With Association Dues**  
**Listed by Entity**

Name of Entity (County) Association Name	Total Local Government Dues	Proportion of Dues Used for Lobbying	Total Dues Used for Lobbying
<b>City of Sturgeon Lake</b>			
League of Minnesota Cities	630	11.0%	69
<b>Total for Entity</b>	<b>\$630</b>		<b>\$69</b>
<b>City of Sunburg</b>			
League of Minnesota Cities	420	11.0%	46
<b>Total for Entity</b>	<b>\$420</b>		<b>\$46</b>
<b>City of Sunfish Lake</b>			
Association of Metropolitan Municipalities	286	46.5%	133
League of Minnesota Cities	712	11.0%	78
<b>Total for Entity</b>	<b>\$998</b>		<b>\$211</b>
<b>City of Swanville</b>			
League of Minnesota Cities	508	11.0%	56
Minnesota Association of Small Cities	279	55.0%	153
<b>Total for Entity</b>	<b>\$787</b>		<b>\$209</b>
<b>City of Taconite</b>			
League of Minnesota Cities	868	11.0%	95
Minnesota Association of Small Cities	405	55.0%	223
Range Association of Municipalities and Schools	450	75.1%	338
<b>Total for Entity</b>	<b>\$1,723</b>		<b>\$656</b>
<b>City of Tamarack</b>			
League of Minnesota Cities	420	11.0%	46
Minnesota Association of Small Cities	157	55.0%	86
<b>Total for Entity</b>	<b>\$577</b>		<b>\$132</b>
<b>City of Taopi</b>			
League of Minnesota Cities	522	11.0%	57
<b>Total for Entity</b>	<b>\$522</b>		<b>\$57</b>
<b>City of Taunton</b>			
League of Minnesota Cities	420	11.0%	46
<b>Total for Entity</b>	<b>\$420</b>		<b>\$46</b>
<b>City of Taylors Falls</b>			
League of Minnesota Cities	1,316	11.0%	145
<b>Total for Entity</b>	<b>\$1,316</b>		<b>\$145</b>

**Table 5**  
**2021 Lobbying Expenditures Paid With Association Dues**  
**Listed by Entity**

Name of Entity (County) Association Name	Total Local Government Dues	Proportion of Dues Used for Lobbying	Total Dues Used for Lobbying
<b>City of Tenstrike</b>			
League of Minnesota Cities	420	11.0%	46
<b>Total for Entity</b>	<b>\$420</b>		<b>\$46</b>
<b>City of Thief River Falls</b>			
Coalition of Greater Minnesota Cities	17,056	68.2%	11,632
Greater Minnesota Parks and Trails	150	62.7%	94
League of Minnesota Cities	9,092	11.0%	1,000
Minnesota Environmental Science and Economic Review Board	3,202	12.2%	391
<b>Total for Entity</b>	<b>\$29,500</b>		<b>\$13,117</b>
<b>City of Tonka Bay</b>			
League of Minnesota Cities	1,746	11.0%	192
<b>Total for Entity</b>	<b>\$1,746</b>		<b>\$192</b>
<b>City of Tower</b>			
League of Minnesota Cities	623	11.0%	69
Minnesota Association of Small Cities	339	55.0%	186
Range Association of Municipalities and Schools	450	75.1%	338
<b>Total for Entity</b>	<b>\$1,412</b>		<b>\$593</b>
<b>City of Tracy</b>			
League of Minnesota Cities	2,449	11.0%	269
<b>Total for Entity</b>	<b>\$2,449</b>		<b>\$269</b>
<b>City of Trail</b>			
League of Minnesota Cities	420	11.0%	46
<b>Total for Entity</b>	<b>\$420</b>		<b>\$46</b>
<b>City of Trimont</b>			
League of Minnesota Cities	928	11.0%	102
Minnesota Association of Small Cities	439	55.0%	241
Minnesota Environmental Science and Economic Review Board	750	12.2%	92
<b>Total for Entity</b>	<b>\$2,117</b>		<b>\$435</b>
<b>City of Trommald</b>			
League of Minnesota Cities	420	11.0%	46
<b>Total for Entity</b>	<b>\$420</b>		<b>\$46</b>

**Table 5**  
**2021 Lobbying Expenditures Paid With Association Dues**  
**Listed by Entity**

Name of Entity (County) Association Name	Total Local Government Dues	Proportion of Dues Used for Lobbying	Total Dues Used for Lobbying
<b>City of Trosky</b>			
League of Minnesota Cities	420	11.0%	46
Minnesota Association of Small Cities	151	55.0%	83
<b>Total for Entity</b>	<b>\$571</b>		<b>\$129</b>
<b>City of Truman</b>			
League of Minnesota Cities	1,357	11.0%	149
<b>Total for Entity</b>	<b>\$1,357</b>		<b>\$149</b>
<b>City of Twin Lakes</b>			
League of Minnesota Cities	420	11.0%	46
<b>Total for Entity</b>	<b>\$420</b>		<b>\$46</b>
<b>City of Twin Valley</b>			
League of Minnesota Cities	948	11.0%	104
Minnesota Association of Small Cities	458	55.0%	252
<b>Total for Entity</b>	<b>\$1,406</b>		<b>\$356</b>
<b>City of Two Harbors</b>			
Coalition of Greater Minnesota Cities	6,484	68.2%	4,422
League of Minnesota Cities	4,176	11.0%	459
Range Association of Municipalities and Schools	700	75.1%	526
<b>Total for Entity</b>	<b>\$11,360</b>		<b>\$5,407</b>
<b>City of Tyler</b>			
League of Minnesota Cities	1,408	11.0%	155
<b>Total for Entity</b>	<b>\$1,408</b>		<b>\$155</b>
<b>City of Ulen</b>			
League of Minnesota Cities	674	11.0%	74
<b>Total for Entity</b>	<b>\$674</b>		<b>\$74</b>
<b>City of Underwood</b>			
League of Minnesota Cities	541	11.0%	60
Minnesota Association of Small Cities	282	55.0%	155
<b>Total for Entity</b>	<b>\$823</b>		<b>\$215</b>



**Table 5**  
**2021 Lobbying Expenditures Paid With Association Dues**  
**Listed by Entity**

Name of Entity (County) Association Name	Total Local Government Dues	Proportion of Dues Used for Lobbying	Total Dues Used for Lobbying
<b>City of Upsala</b>			
League of Minnesota Cities	686	11.0%	75
Minnesota Association of Small Cities	313	55.0%	172
<b>Total for Entity</b>	<b>\$999</b>		<b>\$247</b>
<b>City of Utica</b>			
League of Minnesota Cities	441	11.0%	49
<b>Total for Entity</b>	<b>\$441</b>		<b>\$49</b>
<b>City of Vadnais Heights</b>			
Association of Metropolitan Municipalities	5,051	46.5%	2,349
League of Minnesota Cities	12,472	11.0%	1,372
<b>Total for Entity</b>	<b>\$17,523</b>		<b>\$3,721</b>
<b>City of Vergas</b>			
League of Minnesota Cities	532	11.0%	59
Minnesota Association of Small Cities	284	55.0%	156
<b>Total for Entity</b>	<b>\$816</b>		<b>\$215</b>
<b>City of Vermillion</b>			
League of Minnesota Cities	635	11.0%	70
<b>Total for Entity</b>	<b>\$635</b>		<b>\$70</b>
<b>City of Verndale</b>			
League of Minnesota Cities	713	11.0%	78
Minnesota Association of Small Cities	380	55.0%	209
<b>Total for Entity</b>	<b>\$1,093</b>		<b>\$287</b>
<b>City of Vernon Center</b>			
League of Minnesota Cities	510	11.0%	56
<b>Total for Entity</b>	<b>\$510</b>		<b>\$56</b>
<b>City of Vesta</b>			
League of Minnesota Cities	452	11.0%	50
Minnesota Association of Small Cities	253	55.0%	139
<b>Total for Entity</b>	<b>\$705</b>		<b>\$189</b>

**Table 5**  
**2021 Lobbying Expenditures Paid With Association Dues**  
**Listed by Entity**

Name of Entity (County) Association Name	Total Local Government Dues	Proportion of Dues Used for Lobbying	Total Dues Used for Lobbying
<b>City of Victoria</b>			
Association of Metropolitan Municipalities	4,040	46.5%	1,879
League of Minnesota Cities	10,646	11.0%	1,171
<b>Total for Entity</b>	<b>\$14,686</b>		<b>\$3,050</b>
<b>City of Viking</b>			
League of Minnesota Cities	420	11.0%	46
<b>Total for Entity</b>	<b>\$420</b>		<b>\$46</b>
<b>City of Villard</b>			
League of Minnesota Cities	420	11.0%	46
<b>Total for Entity</b>	<b>\$420</b>		<b>\$46</b>
<b>City of Vining</b>			
League of Minnesota Cities	420	11.0%	46
<b>Total for Entity</b>	<b>\$420</b>		<b>\$46</b>
<b>City of Virginia</b>			
Coalition of Greater Minnesota Cities	16,184	68.2%	11,037
Greater Minnesota Parks and Trails	150	62.7%	94
Greater Minnesota Partnership	1,000	80.2%	802
League of Minnesota Cities	8,794	11.0%	967
Range Association of Municipalities and Schools	950	75.1%	713
<b>Total for Entity</b>	<b>\$27,078</b>		<b>\$13,613</b>
<b>City of Wabasha</b>			
League of Minnesota Cities	2,985	11.0%	328
<b>Total for Entity</b>	<b>\$2,985</b>		<b>\$328</b>
<b>City of Wabasso</b>			
Minnesota Association of Small Cities	431	55.0%	237
<b>Total for Entity</b>	<b>\$431</b>		<b>\$237</b>
<b>City of Waconia</b>			
Association of Metropolitan Municipalities	5,028	46.5%	2,338
League of Minnesota Cities	12,565	11.0%	1,382
<b>Total for Entity</b>	<b>\$17,593</b>		<b>\$3,720</b>

**Table 5**  
**2021 Lobbying Expenditures Paid With Association Dues**  
**Listed by Entity**

Name of Entity (County) Association Name	Total Local Government Dues	Proportion of Dues Used for Lobbying	Total Dues Used for Lobbying
<b>City of Wadena</b>			
Coalition of Greater Minnesota Cities	7,186	68.2%	4,901
League of Minnesota Cities	4,944	11.0%	544
<b>Total for Entity</b>	<b>\$12,130</b>		<b>\$5,445</b>
<b>City of Wahkon</b>			
League of Minnesota Cities	420	11.0%	46
Minnesota Association of Small Cities	222	55.0%	122
<b>Total for Entity</b>	<b>\$642</b>		<b>\$168</b>
<b>City of Waite Park</b>			
Coalition of Greater Minnesota Cities	6,544	68.2%	4,463
Greater Minnesota Parks and Trails	150	62.7%	94
League of Minnesota Cities	8,722	11.0%	959
<b>Total for Entity</b>	<b>\$15,416</b>		<b>\$5,516</b>
<b>City of Waldorf</b>			
League of Minnesota Cities	420	11.0%	46
<b>Total for Entity</b>	<b>\$420</b>		<b>\$46</b>
<b>City of Walker</b>			
League of Minnesota Cities	1,218	11.0%	134
Minnesota Association of Small Cities	531	55.0%	292
<b>Total for Entity</b>	<b>\$1,749</b>		<b>\$426</b>
<b>City of Walnut Grove</b>			
League of Minnesota Cities	979	11.0%	108
<b>Total for Entity</b>	<b>\$979</b>		<b>\$108</b>
<b>City of Walters</b>			
League of Minnesota Cities	420	11.0%	46
<b>Total for Entity</b>	<b>\$420</b>		<b>\$46</b>
<b>City of Waltham</b>			
League of Minnesota Cities	420	11.0%	46
<b>Total for Entity</b>	<b>\$420</b>		<b>\$46</b>
<b>City of Wanamingo</b>			
League of Minnesota Cities	1,381	11.0%	152
<b>Total for Entity</b>	<b>\$1,381</b>		<b>\$152</b>

**Table 5**  
**2021 Lobbying Expenditures Paid With Association Dues**  
**Listed by Entity**

Name of Entity (County) Association Name	Total Local Government Dues	Proportion of Dues Used for Lobbying	Total Dues Used for Lobbying
<b>City of Wanda</b>			
League of Minnesota Cities	420	11.0%	46
<b>Total for Entity</b>	<b>\$420</b>		<b>\$46</b>
<b>City of Warba</b>			
League of Minnesota Cities	420	11.0%	46
<b>Total for Entity</b>	<b>\$420</b>		<b>\$46</b>
<b>City of Warren</b>			
Coalition of Greater Minnesota Cities	3,687	68.2%	2,515
Greater Minnesota Parks and Trails	150	62.7%	94
Greater Minnesota Partnership	500	80.2%	401
League of Minnesota Cities	1,926	11.0%	212
Minnesota Association of Small Cities	865	55.0%	476
<b>Total for Entity</b>	<b>\$7,128</b>		<b>\$3,698</b>
<b>City of Warroad</b>			
Coalition of Greater Minnesota Cities	4,478	68.2%	3,054
League of Minnesota Cities	2,176	11.0%	239
Minnesota Environmental Science and Economic Review Board	750	12.2%	92
<b>Total for Entity</b>	<b>\$7,404</b>		<b>\$3,385</b>
<b>City of Waseca</b>			
Coalition of Greater Minnesota Cities	17,207	68.2%	11,735
Greater Minnesota Partnership	1,000	80.2%	802
League of Minnesota Cities	18,571	11.0%	2,043
Minnesota Environmental Science and Economic Review Board	2,933	12.2%	358
<b>Total for Entity</b>	<b>\$39,711</b>		<b>\$14,938</b>
<b>City of Watertown</b>			
Association of Metropolitan Municipalities	2,113	46.5%	983
League of Minnesota Cities	5,314	11.0%	585
<b>Total for Entity</b>	<b>\$7,427</b>		<b>\$1,568</b>

**Table 5**  
**2021 Lobbying Expenditures Paid With Association Dues**  
**Listed by Entity**

Name of Entity (County) Association Name	Total Local Government Dues	Proportion of Dues Used for Lobbying	Total Dues Used for Lobbying
<b>City of Waterville</b>			
Coalition of Greater Minnesota Cities	4,095	68.2%	2,793
League of Minnesota Cities	2,087	11.0%	230
Minnesota Association of Small Cities	1,014	55.0%	558
<b>Total for Entity</b>	<b>\$7,196</b>		<b>\$3,581</b>
<b>City of Watkins</b>			
League of Minnesota Cities	1,245	11.0%	137
Minnesota Association of Small Cities	557	55.0%	306
<b>Total for Entity</b>	<b>\$1,802</b>		<b>\$443</b>
<b>City of Watson</b>			
League of Minnesota Cities	420	11.0%	46
Minnesota Association of Small Cities	205	55.0%	113
<b>Total for Entity</b>	<b>\$625</b>		<b>\$159</b>
<b>City of Waubun</b>			
League of Minnesota Cities	600	11.0%	66
<b>Total for Entity</b>	<b>\$600</b>		<b>\$66</b>
<b>City of Waverly</b>			
League of Minnesota Cities	2,254	11.0%	248
Minnesota Association of Small Cities	1,005	55.0%	553
<b>Total for Entity</b>	<b>\$3,259</b>		<b>\$801</b>
<b>City of Wayzata</b>			
Association of Metropolitan Municipalities	2,141	46.5%	996
League of Minnesota Cities	5,065	11.0%	557
<b>Total for Entity</b>	<b>\$7,206</b>		<b>\$1,553</b>
<b>City of Welcome</b>			
League of Minnesota Cities	934	11.0%	103
<b>Total for Entity</b>	<b>\$934</b>		<b>\$103</b>
<b>City of Wells</b>			
Coalition of Greater Minnesota Cities	5,134	68.2%	3,501
League of Minnesota Cities	2,819	11.0%	310
<b>Total for Entity</b>	<b>\$7,953</b>		<b>\$3,811</b>

**Table 5**  
**2021 Lobbying Expenditures Paid With Association Dues**  
**Listed by Entity**

Name of Entity (County) Association Name	Total Local Government Dues	Proportion of Dues Used for Lobbying	Total Dues Used for Lobbying
<b>City of Wendell</b>			
League of Minnesota Cities	420	11.0%	46
<b>Total for Entity</b>	<b>\$420</b>		<b>\$46</b>
<b>City of West Concord</b>			
League of Minnesota Cities	1,101	11.0%	121
<b>Total for Entity</b>	<b>\$1,101</b>		<b>\$121</b>
<b>City of West Saint Paul</b>			
Association of Metropolitan Municipalities	7,336	46.5%	3,411
League of Minnesota Cities	18,229	11.0%	2,005
<b>Total for Entity</b>	<b>\$25,565</b>		<b>\$5,416</b>
<b>City of West Union</b>			
League of Minnesota Cities	420	11.0%	46
<b>Total for Entity</b>	<b>\$420</b>		<b>\$46</b>
<b>City of Westbrook</b>			
League of Minnesota Cities	987	11.0%	109
<b>Total for Entity</b>	<b>\$987</b>		<b>\$109</b>
<b>City of Westport</b>			
League of Minnesota Cities	420	11.0%	46
<b>Total for Entity</b>	<b>\$420</b>		<b>\$46</b>
<b>City of Whalan</b>			
League of Minnesota Cities	420	11.0%	46
<b>Total for Entity</b>	<b>\$420</b>		<b>\$46</b>
<b>City of Wheaton</b>			
League of Minnesota Cities	1,766	11.0%	194
<b>Total for Entity</b>	<b>\$1,766</b>		<b>\$194</b>
<b>City of White Bear Lake</b>			
Association of Metropolitan Municipalities	8,158	46.5%	3,793
League of Minnesota Cities	20,230	11.0%	2,225
<b>Total for Entity</b>	<b>\$28,388</b>		<b>\$6,018</b>

**Table 5**  
**2021 Lobbying Expenditures Paid With Association Dues**  
**Listed by Entity**

Name of Entity (County) Association Name	Total Local Government Dues	Proportion of Dues Used for Lobbying	Total Dues Used for Lobbying
<b>City of Wilder</b>			
League of Minnesota Cities	420	11.0%	46
Minnesota Association of Small Cities	145	55.0%	80
<b>Total for Entity</b>	<b>\$565</b>		<b>\$126</b>
<b>City of Willernie</b>			
League of Minnesota Cities	717	11.0%	79
<b>Total for Entity</b>	<b>\$717</b>		<b>\$79</b>
<b>City of Williams</b>			
League of Minnesota Cities	420	11.0%	46
Minnesota Association of Small Cities	197	55.0%	108
<b>Total for Entity</b>	<b>\$617</b>		<b>\$154</b>
<b>City of Willmar</b>			
Coalition of Greater Minnesota Cities	45,912	68.2%	31,312
Greater Minnesota Parks and Trails	450	62.7%	282
League of Minnesota Cities	18,417	11.0%	2,026
Minnesota Environmental Science and Economic Review Board	6,317	12.2%	771
<b>Total for Entity</b>	<b>\$71,096</b>		<b>\$34,391</b>
<b>City of Willow River</b>			
League of Minnesota Cities	572	11.0%	63
<b>Total for Entity</b>	<b>\$572</b>		<b>\$63</b>
<b>City of Wilmont</b>			
League of Minnesota Cities	514	11.0%	57
<b>Total for Entity</b>	<b>\$514</b>		<b>\$57</b>
<b>City of Wilton</b>			
League of Minnesota Cities	438	11.0%	48
<b>Total for Entity</b>	<b>\$438</b>		<b>\$48</b>
<b>City of Windom</b>			
Coalition of Greater Minnesota Cities	7,718	68.2%	5,264
Greater Minnesota Partnership	500	80.2%	401
League of Minnesota Cities	5,468	11.0%	601
Minnesota Environmental Science and Economic Review Board	1,863	12.2%	227
<b>Total for Entity</b>	<b>\$15,549</b>		<b>\$6,493</b>

**Table 5**  
**2021 Lobbying Expenditures Paid With Association Dues**  
**Listed by Entity**

Name of Entity (County) Association Name	Total Local Government Dues	Proportion of Dues Used for Lobbying	Total Dues Used for Lobbying
<b>City of Winger</b>			
League of Minnesota Cities	420	11.0%	46
Minnesota Association of Small Cities	215	55.0%	118
<b>Total for Entity</b>	<b>\$635</b>		<b>\$164</b>
<b>City of Winnebago</b>			
Coalition of Greater Minnesota Cities	3,326	68.2%	2,268
League of Minnesota Cities	1,689	11.0%	186
Minnesota Environmental Science and Economic Review Board	750	12.2%	92
<b>Total for Entity</b>	<b>\$5,765</b>		<b>\$2,546</b>
<b>City of Winona</b>			
Coalition of Greater Minnesota Cities	60,000	68.2%	40,920
Greater Minnesota Parks and Trails	300	62.7%	188
Greater Minnesota Partnership	2,500	80.2%	2,005
League of Minnesota Cities	20,729	11.0%	2,280
<b>Total for Entity</b>	<b>\$83,529</b>		<b>\$45,393</b>
<b>City of Winsted</b>			
League of Minnesota Cities	2,631	11.0%	289
<b>Total for Entity</b>	<b>\$2,631</b>		<b>\$289</b>
<b>City of Winthrop</b>			
League of Minnesota Cities	1,624	11.0%	179
<b>Total for Entity</b>	<b>\$1,624</b>		<b>\$179</b>
<b>City of Winton</b>			
League of Minnesota Cities	420	11.0%	46
<b>Total for Entity</b>	<b>\$420</b>		<b>\$46</b>
<b>City of Wolf Lake</b>			
League of Minnesota Cities	420	11.0%	46
<b>Total for Entity</b>	<b>\$420</b>		<b>\$46</b>
<b>City of Wolverton</b>			
League of Minnesota Cities	420	11.0%	46
<b>Total for Entity</b>	<b>\$420</b>		<b>\$46</b>



**Table 5**  
**2021 Lobbying Expenditures Paid With Association Dues**  
**Listed by Entity**

Name of Entity (County) Association Name	Total Local Government Dues	Proportion of Dues Used for Lobbying	Total Dues Used for Lobbying
<b>City of Wood Lake</b>			
League of Minnesota Cities	569	11.0%	63
Minnesota Association of Small Cities	306	55.0%	168
<b>Total for Entity</b>	<b>\$875</b>		<b>\$231</b>
<b>City of Woodbury</b>			
Association of Metropolitan Municipalities	13,843	46.5%	6,437
League of Minnesota Cities	35,352	11.0%	3,889
Municipal Legislative Commission	10,500	87.5%	9,188
<b>Total for Entity</b>	<b>\$59,695</b>		<b>\$19,514</b>
<b>City of Woodland</b>			
League of Minnesota Cities	572	11.0%	63
<b>Total for Entity</b>	<b>\$572</b>		<b>\$63</b>
<b>City of Woodstock</b>			
League of Minnesota Cities	420	11.0%	46
<b>Total for Entity</b>	<b>\$420</b>		<b>\$46</b>
<b>City of Worthington</b>			
Coalition of Greater Minnesota Cities	31,358	68.2%	21,386
League of Minnesota Cities	13,270	11.0%	1,460
Minnesota Environmental Science and Economic Review Board	3,779	12.2%	461
<b>Total for Entity</b>	<b>\$48,407</b>		<b>\$23,307</b>
<b>City of Wrenshall</b>			
League of Minnesota Cities	621	11.0%	68
<b>Total for Entity</b>	<b>\$621</b>		<b>\$68</b>
<b>City of Wright</b>			
League of Minnesota Cities	420	11.0%	46
<b>Total for Entity</b>	<b>\$420</b>		<b>\$46</b>
<b>City of Wykoff</b>			
League of Minnesota Cities	625	11.0%	69
<b>Total for Entity</b>	<b>\$625</b>		<b>\$69</b>
<b>City of Wyoming</b>			
League of Minnesota Cities	8,441	11.0%	929
<b>Total for Entity</b>	<b>\$8,441</b>		<b>\$929</b>

**Table 5**  
**2021 Lobbying Expenditures Paid With Association Dues**  
**Listed by Entity**

Name of Entity (County) Association Name	Total Local Government Dues	Proportion of Dues Used for Lobbying	Total Dues Used for Lobbying
<b>City of Zemple</b>			
League of Minnesota Cities	420	11.0%	46
<b>Total for Entity</b>	<b>\$420</b>		<b>\$46</b>
<b>City of Zimmerman</b>			
League of Minnesota Cities	6,770	11.0%	745
<b>Total for Entity</b>	<b>\$6,770</b>		<b>\$745</b>
<b>City of Zumbro Falls</b>			
League of Minnesota Cities	420	11.0%	46
<b>Total for Entity</b>	<b>\$420</b>		<b>\$46</b>
<b>City of Zumbrota</b>			
Greater Minnesota Parks and Trails	150	62.7%	94
League of Minnesota Cities	4,279	11.0%	471
<b>Total for Entity</b>	<b>\$4,429</b>		<b>\$565</b>
<b>Claremont Township (Dodge)</b>			
Minnesota Association of Townships	484	10.3%	50
<b>Total for Entity</b>	<b>\$484</b>		<b>\$50</b>
<b>Clark Township (Aitkin)</b>			
Minnesota Association of Townships	319	10.3%	33
<b>Total for Entity</b>	<b>\$319</b>		<b>\$33</b>
<b>Clark Township (Faribault)</b>			
Minnesota Association of Townships	421	10.3%	43
<b>Total for Entity</b>	<b>\$421</b>		<b>\$43</b>
<b>Clay County</b>			
Association of Minnesota Counties	22,481	17.0%	3,822
Greater Minnesota Parks and Trails	450	62.7%	282
Minnesota Rural Counties Caucus	2,900	43.0%	1,247
<b>Total for Entity</b>	<b>\$25,831</b>		<b>\$5,351</b>
<b>Clay Soil and Water Conservation District</b>			
Minnesota Association of Soil and Water Conservation Districts	4,989	15.0%	748
<b>Total for Entity</b>	<b>\$4,989</b>		<b>\$748</b>

**Table 5**  
**2021 Lobbying Expenditures Paid With Association Dues**  
**Listed by Entity**

Name of Entity (County) Association Name	Total Local Government Dues	Proportion of Dues Used for Lobbying	Total Dues Used for Lobbying
<b>Clay Township (Hubbard)</b>			
Minnesota Association of Townships	293	10.3%	30
<b>Total for Entity</b>	<b>\$293</b>		<b>\$30</b>
<b>Clayton Township (Mower)</b>			
Minnesota Association of Townships	320	10.3%	33
<b>Total for Entity</b>	<b>\$320</b>		<b>\$33</b>
<b>Clear Lake Township (Sherburne)</b>			
Minnesota Association of Townships	936	10.3%	96
<b>Total for Entity</b>	<b>\$936</b>		<b>\$96</b>
<b>Clearwater County</b>			
Association of Minnesota Counties	6,615	17.0%	1,125
Greater Minnesota Parks and Trails	150	62.7%	94
<b>Total for Entity</b>	<b>\$6,765</b>		<b>\$1,219</b>
<b>Clearwater River Watershed District</b>			
League of Minnesota Cities	2,045	11.0%	225
Minnesota Association of Watershed Districts	4,150	33.4%	1,386
<b>Total for Entity</b>	<b>\$6,195</b>		<b>\$1,611</b>
<b>Clearwater Soil and Water Conservation District</b>			
Minnesota Association of Soil and Water Conservation Districts	2,757	15.0%	414
<b>Total for Entity</b>	<b>\$2,757</b>		<b>\$414</b>
<b>Clearwater Township (Wright)</b>			
Minnesota Association of Townships	864	10.3%	89
<b>Total for Entity</b>	<b>\$864</b>		<b>\$89</b>
<b>Cleveland Township (Le Sueur)</b>			
Minnesota Association of Townships	562	10.3%	58
<b>Total for Entity</b>	<b>\$562</b>		<b>\$58</b>
<b>Clifton Township (Lyon)</b>			
Minnesota Association of Townships	346	10.3%	36
<b>Total for Entity</b>	<b>\$346</b>		<b>\$36</b>
<b>Clifton Township (Traverse)</b>			
Minnesota Association of Townships	290	10.3%	30
<b>Total for Entity</b>	<b>\$290</b>		<b>\$30</b>

**Table 5**  
**2021 Lobbying Expenditures Paid With Association Dues**  
**Listed by Entity**

Name of Entity (County) Association Name	Total Local Government Dues	Proportion of Dues Used for Lobbying	Total Dues Used for Lobbying
<b>Clinton Falls Township (Steele)</b>			
Minnesota Association of Townships	446	10.3%	46
<b>Total for Entity</b>	<b>\$446</b>		<b>\$46</b>
<b>Clinton Township (Rock)</b>			
Minnesota Association of Townships	424	10.3%	44
<b>Total for Entity</b>	<b>\$424</b>		<b>\$44</b>
<b>Clinton Township (Saint Louis)</b>			
Minnesota Association of Townships	654	10.3%	67
Range Association of Municipalities and Schools	300	75.1%	225
<b>Total for Entity</b>	<b>\$954</b>		<b>\$292</b>
<b>Clitherall Township (Otter Tail)</b>			
Minnesota Association of Townships	493	10.3%	51
<b>Total for Entity</b>	<b>\$493</b>		<b>\$51</b>
<b>Clontarf Township (Swift)</b>			
Minnesota Association of Townships	295	10.3%	30
<b>Total for Entity</b>	<b>\$295</b>		<b>\$30</b>
<b>Clover Leaf Township (Pennington)</b>			
Minnesota Association of Townships	298	10.3%	31
<b>Total for Entity</b>	<b>\$298</b>		<b>\$31</b>
<b>Clover Township (Clearwater)</b>			
Minnesota Association of Townships	308	10.3%	32
<b>Total for Entity</b>	<b>\$308</b>		<b>\$32</b>
<b>Clover Township (Hubbard)</b>			
Minnesota Association of Townships	325	10.3%	33
<b>Total for Entity</b>	<b>\$325</b>		<b>\$33</b>
<b>Clover Township (Mahnomen)</b>			
Minnesota Association of Townships	314	10.3%	32
<b>Total for Entity</b>	<b>\$314</b>		<b>\$32</b>
<b>Clover Township (Pine)</b>			
Minnesota Association of Townships	474	10.3%	49
<b>Total for Entity</b>	<b>\$474</b>		<b>\$49</b>

**Table 5**  
**2021 Lobbying Expenditures Paid With Association Dues**  
**Listed by Entity**

Name of Entity (County) Association Name	Total Local Government Dues	Proportion of Dues Used for Lobbying	Total Dues Used for Lobbying
<b>Clow Township (Kittson)</b>			
Minnesota Association of Townships	283	10.3%	29
<b>Total for Entity</b>	<b>\$283</b>		<b>\$29</b>
<b>Cokato Township (Wright)</b>			
Minnesota Association of Townships	858	10.3%	88
<b>Total for Entity</b>	<b>\$858</b>		<b>\$88</b>
<b>Colfax Township (Kandiyohi)</b>			
Minnesota Association of Townships	526	10.3%	54
<b>Total for Entity</b>	<b>\$526</b>		<b>\$54</b>
<b>Collegeville Township (Stearns)</b>			
Minnesota Association of Townships	1,485	10.3%	153
<b>Total for Entity</b>	<b>\$1,485</b>		<b>\$153</b>
<b>Collins Township (McLeod)</b>			
Minnesota Association of Townships	479	10.3%	49
<b>Total for Entity</b>	<b>\$479</b>		<b>\$49</b>
<b>Collinwood Township (Meeker)</b>			
Minnesota Association of Townships	774	10.3%	80
<b>Total for Entity</b>	<b>\$774</b>		<b>\$80</b>
<b>Columbia Township (Polk)</b>			
Minnesota Association of Townships	488	10.3%	50
<b>Total for Entity</b>	<b>\$488</b>		<b>\$50</b>
<b>Colvin Township (Saint Louis)</b>			
Minnesota Association of Townships	436	10.3%	45
<b>Total for Entity</b>	<b>\$436</b>		<b>\$45</b>
<b>Comfort Lake Forest Lake Watershed District</b>			
League of Minnesota Cities	2,045	11.0%	225
Minnesota Association of Watershed Districts	5,280	33.4%	1,764
<b>Total for Entity</b>	<b>\$7,325</b>		<b>\$1,989</b>
<b>Comfort Township (Kanabec)</b>			
Minnesota Association of Townships	759	10.3%	78
<b>Total for Entity</b>	<b>\$759</b>		<b>\$78</b>

**Table 5**  
**2021 Lobbying Expenditures Paid With Association Dues**  
**Listed by Entity**

Name of Entity (County) Association Name	Total Local Government Dues	Proportion of Dues Used for Lobbying	Total Dues Used for Lobbying
<b>Como Township (Marshall)</b>			
Minnesota Association of Townships	282	10.3%	29
<b>Total for Entity</b>	<b>\$282</b>		<b>\$29</b>
<b>Compton Township (Otter Tail)</b>			
Minnesota Association of Townships	604	10.3%	62
<b>Total for Entity</b>	<b>\$604</b>		<b>\$62</b>
<b>Comstock Township (Marshall)</b>			
Minnesota Association of Townships	303	10.3%	31
<b>Total for Entity</b>	<b>\$303</b>		<b>\$31</b>
<b>Concord Township (Dodge)</b>			
Minnesota Association of Townships	524	10.3%	54
<b>Total for Entity</b>	<b>\$524</b>		<b>\$54</b>
<b>Connelly Township (Wilkin)</b>			
Minnesota Association of Townships	306	10.3%	32
<b>Total for Entity</b>	<b>\$306</b>		<b>\$32</b>
<b>Cook County</b>			
Arrowhead Counties Association	2,750	85.0%	2,338
Association of Minnesota Counties	6,002	17.0%	1,020
<b>Total for Entity</b>	<b>\$8,752</b>		<b>\$3,358</b>
<b>Cook County Soil and Water Conservation District</b>			
Minnesota Association of Soil and Water Conservation Districts	2,680	15.0%	402
<b>Total for Entity</b>	<b>\$2,680</b>		<b>\$402</b>
<b>Coon Creek Township (Lyon)</b>			
Minnesota Association of Townships	343	10.3%	35
<b>Total for Entity</b>	<b>\$343</b>		<b>\$35</b>
<b>Coon Creek Watershed District</b>			
League of Minnesota Cities	2,045	11.0%	225
Minnesota Association of Watershed Districts	7,500	33.4%	2,505
<b>Total for Entity</b>	<b>\$9,545</b>		<b>\$2,730</b>
<b>Copley Township (Clearwater)</b>			
Minnesota Association of Townships	616	10.3%	63
<b>Total for Entity</b>	<b>\$616</b>		<b>\$63</b>

**Table 5**  
**2021 Lobbying Expenditures Paid With Association Dues**  
**Listed by Entity**

Name of Entity (County) Association Name	Total Local Government Dues	Proportion of Dues Used for Lobbying	Total Dues Used for Lobbying
<b>Cordova Township (Le Sueur)</b>			
Minnesota Association of Townships	496	10.3%	51
<b>Total for Entity</b>	<b>\$496</b>		<b>\$51</b>
<b>Corinna Township (Wright)</b>			
Minnesota Association of Townships	1,214	10.3%	125
<b>Total for Entity</b>	<b>\$1,214</b>		<b>\$125</b>
<b>Corliss Township (Otter Tail)</b>			
Minnesota Association of Townships	507	10.3%	52
<b>Total for Entity</b>	<b>\$507</b>		<b>\$52</b>
<b>Cormant Township (Beltrami)</b>			
Minnesota Association of Townships	322	10.3%	33
<b>Total for Entity</b>	<b>\$322</b>		<b>\$33</b>
<b>Cormorant Lakes Watershed District</b>			
Minnesota Association of Watershed Districts	1,461	33.4%	488
<b>Total for Entity</b>	<b>\$1,461</b>		<b>\$488</b>
<b>Cormorant Township (Becker)</b>			
Minnesota Association of Townships	766	10.3%	79
<b>Total for Entity</b>	<b>\$766</b>		<b>\$79</b>
<b>Cornish Township (Aitkin)</b>			
Minnesota Association of Townships	280	10.3%	29
<b>Total for Entity</b>	<b>\$280</b>		<b>\$29</b>
<b>Cornish Township (Sibley)</b>			
Minnesota Association of Townships	339	10.3%	35
<b>Total for Entity</b>	<b>\$339</b>		<b>\$35</b>
<b>Cosmos Township (Meeker)</b>			
Minnesota Association of Townships	340	10.3%	35
<b>Total for Entity</b>	<b>\$340</b>		<b>\$35</b>
<b>Cotton Township (Saint Louis)</b>			
Minnesota Association of Townships	483	10.3%	50
<b>Total for Entity</b>	<b>\$483</b>		<b>\$50</b>

**Table 5**  
**2021 Lobbying Expenditures Paid With Association Dues**  
**Listed by Entity**

Name of Entity (County) Association Name	Total Local Government Dues	Proportion of Dues Used for Lobbying	Total Dues Used for Lobbying
<b>Cottonwood County</b>			
Association of Minnesota Counties	10,010	17.0%	1,702
Minnesota Rural Counties Caucus	2,300	43.0%	989
<b>Total for Entity</b>	<b>\$12,310</b>		<b>\$2,691</b>
<b>Cottonwood Soil and Water Conservation District</b>			
Minnesota Association of Soil and Water Conservation Districts	3,195	15.0%	479
<b>Total for Entity</b>	<b>\$3,195</b>		<b>\$479</b>
<b>Cottonwood Township (Brown)</b>			
Minnesota Association of Townships	596	10.3%	61
<b>Total for Entity</b>	<b>\$596</b>		<b>\$61</b>
<b>Courtland Township (Nicollet)</b>			
Minnesota Association of Townships	533	10.3%	55
<b>Total for Entity</b>	<b>\$533</b>		<b>\$55</b>
<b>Crane Lake Township (Saint Louis)</b>			
Minnesota Association of Townships	295	10.3%	30
Range Association of Municipalities and Schools	150	75.1%	113
<b>Total for Entity</b>	<b>\$445</b>		<b>\$143</b>
<b>Crane Lake Water and Sanitary District</b>			
League of Minnesota Cities	2,045	11.0%	225
<b>Total for Entity</b>	<b>\$2,045</b>		<b>\$225</b>
<b>Crate Township (Chippewa)</b>			
Minnesota Association of Townships	329	10.3%	34
<b>Total for Entity</b>	<b>\$329</b>		<b>\$34</b>
<b>Credit River Township (Scott)</b>			
Minnesota Association of Townships	2,214	10.3%	228
<b>Total for Entity</b>	<b>\$2,214</b>		<b>\$228</b>
<b>Croke Township (Traverse)</b>			
Minnesota Association of Townships	289	10.3%	30
<b>Total for Entity</b>	<b>\$289</b>		<b>\$30</b>
<b>Cromwell Township (Clay)</b>			
Minnesota Association of Townships	455	10.3%	47
<b>Total for Entity</b>	<b>\$455</b>		<b>\$47</b>



**Table 5**  
**2021 Lobbying Expenditures Paid With Association Dues**  
**Listed by Entity**

Name of Entity (County) Association Name	Total Local Government Dues	Proportion of Dues Used for Lobbying	Total Dues Used for Lobbying
<b>Crooked Creek Township (Houston)</b>			
Minnesota Association of Townships	427	10.3%	44
<b>Total for Entity</b>	<b>\$427</b>		<b>\$44</b>
<b>Crooked Lake Township (Cass)</b>			
Minnesota Association of Townships	522	10.3%	54
<b>Total for Entity</b>	<b>\$522</b>		<b>\$54</b>
<b>Crooks Township (Renville)</b>			
Minnesota Association of Townships	324	10.3%	33
<b>Total for Entity</b>	<b>\$324</b>		<b>\$33</b>
<b>Crookston Township (Polk)</b>			
Minnesota Association of Townships	473	10.3%	49
<b>Total for Entity</b>	<b>\$473</b>		<b>\$49</b>
<b>Crosby Township (Pine)</b>			
Minnesota Association of Townships	298	10.3%	31
<b>Total for Entity</b>	<b>\$298</b>		<b>\$31</b>
<b>Cross Lake Area Water and Sanitary Sewer District</b>			
League of Minnesota Cities	2,045	11.0%	225
<b>Total for Entity</b>	<b>\$2,045</b>		<b>\$225</b>
<b>Crow Lake Township (Stearns)</b>			
Minnesota Association of Townships	444	10.3%	46
<b>Total for Entity</b>	<b>\$444</b>		<b>\$46</b>
<b>Crow River Township (Stearns)</b>			
Minnesota Association of Townships	445	10.3%	46
<b>Total for Entity</b>	<b>\$445</b>		<b>\$46</b>
<b>Crow Wing County</b>			
Association of Minnesota Counties	23,887	17.0%	4,061
Greater Minnesota Parks and Trails	450	62.7%	282
Minnesota Inter-County Association	18,092	42.0%	7,599
<b>Total for Entity</b>	<b>\$42,429</b>		<b>\$11,942</b>
<b>Crow Wing Lake Township (Hubbard)</b>			
Minnesota Association of Townships	450	10.3%	46
<b>Total for Entity</b>	<b>\$450</b>		<b>\$46</b>

**Table 5**  
**2021 Lobbying Expenditures Paid With Association Dues**  
**Listed by Entity**

Name of Entity (County) Association Name	Total Local Government Dues	Proportion of Dues Used for Lobbying	Total Dues Used for Lobbying
<b>Crow Wing Soil and Water Conservation District</b>			
Minnesota Association of Soil and Water Conservation Districts	5,198	15.0%	780
<b>Total for Entity</b>	<b>\$5,198</b>		<b>\$780</b>
<b>Crow Wing Township (Crow Wing)</b>			
Minnesota Association of Townships	1,078	10.3%	111
<b>Total for Entity</b>	<b>\$1,078</b>		<b>\$111</b>
<b>Crystal Bay Township (Lake)</b>			
Minnesota Association of Townships	486	10.3%	50
<b>Total for Entity</b>	<b>\$486</b>		<b>\$50</b>
<b>Cuba Township (Becker)</b>			
Minnesota Association of Townships	439	10.3%	45
<b>Total for Entity</b>	<b>\$439</b>		<b>\$45</b>
<b>Culdrum Township (Morrison)</b>			
Minnesota Association of Townships	492	10.3%	51
<b>Total for Entity</b>	<b>\$492</b>		<b>\$51</b>
<b>Culver Township (Saint Louis)</b>			
Minnesota Association of Townships	432	10.3%	44
<b>Total for Entity</b>	<b>\$432</b>		<b>\$44</b>
<b>Cushing Township (Morrison)</b>			
Minnesota Association of Townships	573	10.3%	59
<b>Total for Entity</b>	<b>\$573</b>		<b>\$59</b>
<b>Custer Township (Lyon)</b>			
Minnesota Association of Townships	329	10.3%	34
<b>Total for Entity</b>	<b>\$329</b>		<b>\$34</b>
<b>Daggett Brook Township (Crow Wing)</b>			
Minnesota Association of Townships	524	10.3%	54
<b>Total for Entity</b>	<b>\$524</b>		<b>\$54</b>
<b>Dahlgren Township (Carver)</b>			
Minnesota Association of Townships	835	10.3%	86
<b>Total for Entity</b>	<b>\$835</b>		<b>\$86</b>

**Table 5**  
**2021 Lobbying Expenditures Paid With Association Dues**  
**Listed by Entity**

Name of Entity (County) Association Name	Total Local Government Dues	Proportion of Dues Used for Lobbying	Total Dues Used for Lobbying
<b>Dailey Township (Mille Lacs)</b>			
Minnesota Association of Townships	346	10.3%	36
<b>Total for Entity</b>	<b>\$346</b>		<b>\$36</b>
<b>Dakota County</b>			
Association of Minnesota Counties	58,591	17.0%	9,960
Minnesota Inter-County Association	85,291	42.0%	35,822
<b>Total for Entity</b>	<b>\$143,882</b>		<b>\$45,782</b>
<b>Dakota County Soil and Water Conservation District</b>			
Minnesota Association of Soil and Water Conservation Districts	5,099	15.0%	765
<b>Total for Entity</b>	<b>\$5,099</b>		<b>\$765</b>
<b>Dalbo Township (Isanti)</b>			
Minnesota Association of Townships	589	10.3%	61
<b>Total for Entity</b>	<b>\$589</b>		<b>\$61</b>
<b>Dale Township (Cottonwood)</b>			
Minnesota Association of Townships	312	10.3%	32
<b>Total for Entity</b>	<b>\$312</b>		<b>\$32</b>
<b>Dane Prairie Township (Otter Tail)</b>			
Minnesota Association of Townships	633	10.3%	65
<b>Total for Entity</b>	<b>\$633</b>		<b>\$65</b>
<b>Danforth Township (Pine)</b>			
Minnesota Association of Townships	295	10.3%	30
<b>Total for Entity</b>	<b>\$295</b>		<b>\$30</b>
<b>Danielson Township (Meeker)</b>			
Minnesota Association of Townships	429	10.3%	44
<b>Total for Entity</b>	<b>\$429</b>		<b>\$44</b>
<b>Danville Township (Blue Earth)</b>			
Minnesota Association of Townships	340	10.3%	35
<b>Total for Entity</b>	<b>\$340</b>		<b>\$35</b>
<b>Darling Township (Morrison)</b>			
Minnesota Association of Townships	502	10.3%	52
<b>Total for Entity</b>	<b>\$502</b>		<b>\$52</b>

**Table 5**  
**2021 Lobbying Expenditures Paid With Association Dues**  
**Listed by Entity**

Name of Entity (County) Association Name	Total Local Government Dues	Proportion of Dues Used for Lobbying	Total Dues Used for Lobbying
<b>Darnen Township (Stevens)</b>			
Minnesota Association of Townships	431	10.3%	44
<b>Total for Entity</b>	<b>\$431</b>		<b>\$44</b>
<b>Darwin Township (Meeker)</b>			
Minnesota Association of Townships	556	10.3%	57
<b>Total for Entity</b>	<b>\$556</b>		<b>\$57</b>
<b>Dassel Township (Meeker)</b>			
Minnesota Association of Townships	896	10.3%	92
<b>Total for Entity</b>	<b>\$896</b>		<b>\$92</b>
<b>Davis Township (Kittson)</b>			
Minnesota Association of Townships	278	10.3%	29
<b>Total for Entity</b>	<b>\$278</b>		<b>\$29</b>
<b>Dawson (Johnson Memorial) Area Hospital District</b>			
League of Minnesota Cities	2,045	11.0%	225
<b>Total for Entity</b>	<b>\$2,045</b>		<b>\$225</b>
<b>Dead Lake Township (Otter Tail)</b>			
Minnesota Association of Townships	505	10.3%	52
<b>Total for Entity</b>	<b>\$505</b>		<b>\$52</b>
<b>Decoria Township (Blue Earth)</b>			
Minnesota Association of Townships	758	10.3%	78
<b>Total for Entity</b>	<b>\$758</b>		<b>\$78</b>
<b>Deer Creek Township (Otter Tail)</b>			
Minnesota Association of Townships	448	10.3%	46
<b>Total for Entity</b>	<b>\$448</b>		<b>\$46</b>
<b>Deer Park Township (Pennington)</b>			
Minnesota Association of Townships	307	10.3%	32
<b>Total for Entity</b>	<b>\$307</b>		<b>\$32</b>
<b>Deer River Township (Itasca)</b>			
Minnesota Association of Townships	558	10.3%	57
<b>Total for Entity</b>	<b>\$558</b>		<b>\$57</b>

**Table 5**  
**2021 Lobbying Expenditures Paid With Association Dues**  
**Listed by Entity**

Name of Entity (County) Association Name	Total Local Government Dues	Proportion of Dues Used for Lobbying	Total Dues Used for Lobbying
<b>Deer Township (Roseau)</b>			
Minnesota Association of Townships	300	10.3%	31
<b>Total for Entity</b>	<b>\$300</b>		<b>\$31</b>
<b>Deerfield Township (Cass)</b>			
Minnesota Association of Townships	312	10.3%	32
<b>Total for Entity</b>	<b>\$312</b>		<b>\$32</b>
<b>Deerfield Township (Steele)</b>			
Minnesota Association of Townships	503	10.3%	52
<b>Total for Entity</b>	<b>\$503</b>		<b>\$52</b>
<b>Deerhorn Township (Wilkin)</b>			
Minnesota Association of Townships	298	10.3%	31
<b>Total for Entity</b>	<b>\$298</b>		<b>\$31</b>
<b>Deerwood Township (Crow Wing)</b>			
Minnesota Association of Townships	838	10.3%	86
<b>Total for Entity</b>	<b>\$838</b>		<b>\$86</b>
<b>Deerwood Township (Kittson)</b>			
Minnesota Association of Townships	318	10.3%	33
<b>Total for Entity</b>	<b>\$318</b>		<b>\$33</b>
<b>Delafield Township (Jackson)</b>			
Minnesota Association of Townships	333	10.3%	34
<b>Total for Entity</b>	<b>\$333</b>		<b>\$34</b>
<b>Delavan Township (Faribault)</b>			
Minnesota Association of Townships	343	10.3%	35
<b>Total for Entity</b>	<b>\$343</b>		<b>\$35</b>
<b>Delaware Township (Grant)</b>			
Minnesota Association of Townships	299	10.3%	31
<b>Total for Entity</b>	<b>\$299</b>		<b>\$31</b>
<b>Delhi Township (Redwood)</b>			
Minnesota Association of Townships	431	10.3%	44
<b>Total for Entity</b>	<b>\$431</b>		<b>\$44</b>

**Table 5**  
**2021 Lobbying Expenditures Paid With Association Dues**  
**Listed by Entity**

Name of Entity (County) Association Name	Total Local Government Dues	Proportion of Dues Used for Lobbying	Total Dues Used for Lobbying
<b>Dell Grove Township (Pine)</b>			
Minnesota Association of Townships	557	10.3%	57
<b>Total for Entity</b>	<b>\$557</b>		<b>\$57</b>
<b>Delton Township (Cottonwood)</b>			
Minnesota Association of Townships	307	10.3%	32
<b>Total for Entity</b>	<b>\$307</b>		<b>\$32</b>
<b>Denmark Township (Washington)</b>			
Minnesota Association of Townships	999	10.3%	103
<b>Total for Entity</b>	<b>\$999</b>		<b>\$103</b>
<b>Denver Township (Rock)</b>			
Minnesota Association of Townships	321	10.3%	33
<b>Total for Entity</b>	<b>\$321</b>		<b>\$33</b>
<b>Derrynane Township (Le Sueur)</b>			
Minnesota Association of Townships	502	10.3%	52
<b>Total for Entity</b>	<b>\$502</b>		<b>\$52</b>
<b>Des Moines River Township (Murray)</b>			
Minnesota Association of Townships	307	10.3%	32
<b>Total for Entity</b>	<b>\$307</b>		<b>\$32</b>
<b>Des Moines Township (Jackson)</b>			
Minnesota Association of Townships	337	10.3%	35
<b>Total for Entity</b>	<b>\$337</b>		<b>\$35</b>
<b>Detroit Township (Becker)</b>			
Minnesota Association of Townships	995	10.3%	102
<b>Total for Entity</b>	<b>\$995</b>		<b>\$102</b>
<b>Dewald Township (Nobles)</b>			
Minnesota Association of Townships	347	10.3%	36
<b>Total for Entity</b>	<b>\$347</b>		<b>\$36</b>
<b>Dewey Township (Roseau)</b>			
Minnesota Association of Townships	307	10.3%	32
<b>Total for Entity</b>	<b>\$307</b>		<b>\$32</b>

**Table 5**  
**2021 Lobbying Expenditures Paid With Association Dues**  
**Listed by Entity**

Name of Entity (County) Association Name	Total Local Government Dues	Proportion of Dues Used for Lobbying	Total Dues Used for Lobbying
<b>Dexter Township (Mower)</b>			
Minnesota Association of Townships	439	10.3%	45
<b>Total for Entity</b>	<b>\$439</b>		<b>\$45</b>
<b>Diamond Lake Township (Lincoln)</b>			
Minnesota Association of Townships	328	10.3%	34
<b>Total for Entity</b>	<b>\$328</b>		<b>\$34</b>
<b>Dieter Township (Roseau)</b>			
Minnesota Association of Townships	314	10.3%	32
<b>Total for Entity</b>	<b>\$314</b>		<b>\$32</b>
<b>Dodge County</b>			
Association of Minnesota Counties	12,332	17.0%	2,096
<b>Total for Entity</b>	<b>\$12,332</b>		<b>\$2,096</b>
<b>Dodge Soil and Water Conservation District</b>			
Minnesota Association of Soil and Water Conservation Districts	3,563	15.0%	534
<b>Total for Entity</b>	<b>\$3,563</b>		<b>\$534</b>
<b>Dollymount Township (Traverse)</b>			
Minnesota Association of Townships	291	10.3%	30
<b>Total for Entity</b>	<b>\$291</b>		<b>\$30</b>
<b>Donnelly Township (Marshall)</b>			
Minnesota Association of Townships	275	10.3%	28
<b>Total for Entity</b>	<b>\$275</b>		<b>\$28</b>
<b>Donnelly Township (Stevens)</b>			
Minnesota Association of Townships	298	10.3%	31
<b>Total for Entity</b>	<b>\$298</b>		<b>\$31</b>
<b>Dora Township (Otter Tail)</b>			
Minnesota Association of Townships	571	10.3%	59
<b>Total for Entity</b>	<b>\$571</b>		<b>\$59</b>
<b>Douglas County</b>			
Association of Minnesota Counties	17,460	17.0%	2,968
Greater Minnesota Parks and Trails	600	62.7%	376
Minnesota Rural Counties Caucus	2,700	43.0%	1,161
<b>Total for Entity</b>	<b>\$20,760</b>		<b>\$4,505</b>

**Table 5**  
**2021 Lobbying Expenditures Paid With Association Dues**  
**Listed by Entity**

Name of Entity (County) Association Name	Total Local Government Dues	Proportion of Dues Used for Lobbying	Total Dues Used for Lobbying
<b>Douglas County Housing and Redevelopment Authority</b>			
League of Minnesota Cities	2,045	11.0%	225
<b>Total for Entity</b>	<b>\$2,045</b>		<b>\$225</b>
<b>Douglas Soil and Water Conservation District</b>			
Minnesota Association of Soil and Water Conservation Districts	4,278	15.0%	642
<b>Total for Entity</b>	<b>\$4,278</b>		<b>\$642</b>
<b>Douglas Township (Dakota)</b>			
Minnesota Association of Townships	579	10.3%	60
<b>Total for Entity</b>	<b>\$579</b>		<b>\$60</b>
<b>Dover Township (Olmsted)</b>			
Minnesota Association of Townships	472	10.3%	49
<b>Total for Entity</b>	<b>\$472</b>		<b>\$49</b>
<b>Dover, Eyota, Saint Charles Area Sanitary District</b>			
League of Minnesota Cities	2,045	11.0%	225
<b>Total for Entity</b>	<b>\$2,045</b>		<b>\$225</b>
<b>Dovray Township (Murray)</b>			
Minnesota Association of Townships	311	10.3%	32
<b>Total for Entity</b>	<b>\$311</b>		<b>\$32</b>
<b>Dovre Township (Kandiyohi)</b>			
Minnesota Association of Townships	1,093	10.3%	113
<b>Total for Entity</b>	<b>\$1,093</b>		<b>\$113</b>
<b>Drammen Township (Lincoln)</b>			
Minnesota Association of Townships	308	10.3%	32
<b>Total for Entity</b>	<b>\$308</b>		<b>\$32</b>
<b>Dresbach Township (Winona)</b>			
Minnesota Association of Townships	482	10.3%	50
<b>Total for Entity</b>	<b>\$482</b>		<b>\$50</b>
<b>Dryden Township (Sibley)</b>			
Minnesota Association of Townships	426	10.3%	44
<b>Total for Entity</b>	<b>\$426</b>		<b>\$44</b>



**Table 5**  
**2021 Lobbying Expenditures Paid With Association Dues**  
**Listed by Entity**

Name of Entity (County) Association Name	Total Local Government Dues	Proportion of Dues Used for Lobbying	Total Dues Used for Lobbying
<b>Dublin Township (Swift)</b>			
Minnesota Association of Townships	316	10.3%	33
<b>Total for Entity</b>	<b>\$316</b>		<b>\$33</b>
<b>Dudley Township (Clearwater)</b>			
Minnesota Association of Townships	465	10.3%	48
<b>Total for Entity</b>	<b>\$465</b>		<b>\$48</b>
<b>Duluth Entertainment and Convention Center Authority</b>			
League of Minnesota Cities	2,045	11.0%	225
<b>Total for Entity</b>	<b>\$2,045</b>		<b>\$225</b>
<b>Duluth Seaway Port Authority</b>			
Minnesota Ports Association	16,290	100.0%	16,290
<b>Total for Entity</b>	<b>\$16,290</b>		<b>\$16,290</b>
<b>Duluth Township (Saint Louis)</b>			
Minnesota Association of Townships	1,028	10.3%	106
<b>Total for Entity</b>	<b>\$1,028</b>		<b>\$106</b>
<b>Dunbar Township (Faribault)</b>			
Minnesota Association of Townships	423	10.3%	44
<b>Total for Entity</b>	<b>\$423</b>		<b>\$44</b>
<b>Dunn Township (Otter Tail)</b>			
Minnesota Association of Townships	629	10.3%	65
<b>Total for Entity</b>	<b>\$629</b>		<b>\$65</b>
<b>Durand Township (Beltrami)</b>			
Minnesota Association of Townships	346	10.3%	36
<b>Total for Entity</b>	<b>\$346</b>		<b>\$36</b>
<b>Eagle Lake Township (Otter Tail)</b>			
Minnesota Association of Townships	469	10.3%	48
<b>Total for Entity</b>	<b>\$469</b>		<b>\$48</b>
<b>Eagle Point Township (Marshall)</b>			
Minnesota Association of Townships	274	10.3%	28
<b>Total for Entity</b>	<b>\$274</b>		<b>\$28</b>

**Table 5**  
**2021 Lobbying Expenditures Paid With Association Dues**  
**Listed by Entity**

Name of Entity (County) Association Name	Total Local Government Dues	Proportion of Dues Used for Lobbying	Total Dues Used for Lobbying
<b>Eagle Township (Carlton)</b>			
Minnesota Association of Townships	519	10.3%	53
<b>Total for Entity</b>	<b>\$519</b>		<b>\$53</b>
<b>Eagle Valley Township (Todd)</b>			
Minnesota Association of Townships	505	10.3%	52
<b>Total for Entity</b>	<b>\$505</b>		<b>\$52</b>
<b>Eagle View Township (Becker)</b>			
Minnesota Association of Townships	311	10.3%	32
<b>Total for Entity</b>	<b>\$311</b>		<b>\$32</b>
<b>Eagles Nest Township (Saint Louis)</b>			
Minnesota Association of Townships	346	10.3%	36
<b>Total for Entity</b>	<b>\$346</b>		<b>\$36</b>
<b>East Chain Township (Martin)</b>			
Minnesota Association of Townships	427	10.3%	44
<b>Total for Entity</b>	<b>\$427</b>		<b>\$44</b>
<b>East Koochiching Sanitation District</b>			
League of Minnesota Cities	2,045	11.0%	225
<b>Total for Entity</b>	<b>\$2,045</b>		<b>\$225</b>
<b>East Lake Lillian Township (Kandiyohi)</b>			
Minnesota Association of Townships	329	10.3%	34
<b>Total for Entity</b>	<b>\$329</b>		<b>\$34</b>
<b>East Park Township (Marshall)</b>			
Minnesota Association of Townships	278	10.3%	29
<b>Total for Entity</b>	<b>\$278</b>		<b>\$29</b>
<b>East Polk Soil and Water Conservation District</b>			
Minnesota Association of Soil and Water Conservation Districts	2,982	15.0%	447
<b>Total for Entity</b>	<b>\$2,982</b>		<b>\$447</b>
<b>East Side Township (Mille Lacs)</b>			
Minnesota Association of Townships	534	10.3%	55
<b>Total for Entity</b>	<b>\$534</b>		<b>\$55</b>

**Table 5**  
**2021 Lobbying Expenditures Paid With Association Dues**  
**Listed by Entity**

Name of Entity (County) Association Name	Total Local Government Dues	Proportion of Dues Used for Lobbying	Total Dues Used for Lobbying
<b>East Valley Township (Marshall)</b>			
Minnesota Association of Townships	284	10.3%	29
<b>Total for Entity</b>	<b>\$284</b>		<b>\$29</b>
<b>Eastern Township (Otter Tail)</b>			
Minnesota Association of Townships	343	10.3%	35
<b>Total for Entity</b>	<b>\$343</b>		<b>\$35</b>
<b>Echo Township (Yellow Medicine)</b>			
Minnesota Association of Townships	312	10.3%	32
<b>Total for Entity</b>	<b>\$312</b>		<b>\$32</b>
<b>Eckles Township (Beltrami)</b>			
Minnesota Association of Townships	974	10.3%	100
<b>Total for Entity</b>	<b>\$974</b>		<b>\$100</b>
<b>Eckvoll Township (Marshall)</b>			
Minnesota Association of Townships	293	10.3%	30
<b>Total for Entity</b>	<b>\$293</b>		<b>\$30</b>
<b>Eddy Township (Clearwater)</b>			
Minnesota Association of Townships	447	10.3%	46
<b>Total for Entity</b>	<b>\$447</b>		<b>\$46</b>
<b>Eden Lake Township (Stearns)</b>			
Minnesota Association of Townships	924	10.3%	95
<b>Total for Entity</b>	<b>\$924</b>		<b>\$95</b>
<b>Eden Township (Brown)</b>			
Minnesota Association of Townships	340	10.3%	35
<b>Total for Entity</b>	<b>\$340</b>		<b>\$35</b>
<b>Eden Township (Pipestone)</b>			
Minnesota Association of Townships	425	10.3%	44
<b>Total for Entity</b>	<b>\$425</b>		<b>\$44</b>
<b>Eden Township (Polk)</b>			
Minnesota Association of Townships	321	10.3%	33
<b>Total for Entity</b>	<b>\$321</b>		<b>\$33</b>

**Table 5**  
**2021 Lobbying Expenditures Paid With Association Dues**  
**Listed by Entity**

Name of Entity (County) Association Name	Total Local Government Dues	Proportion of Dues Used for Lobbying	Total Dues Used for Lobbying
<b>Edison Township (Swift)</b>			
Minnesota Association of Townships	300	10.3%	31
<b>Total for Entity</b>	<b>\$300</b>		<b>\$31</b>
<b>Edna Township (Otter Tail)</b>			
Minnesota Association of Townships	623	10.3%	64
<b>Total for Entity</b>	<b>\$623</b>		<b>\$64</b>
<b>Edwards Township (Kandiyohi)</b>			
Minnesota Association of Townships	345	10.3%	36
<b>Total for Entity</b>	<b>\$345</b>		<b>\$36</b>
<b>Effington Township (Otter Tail)</b>			
Minnesota Association of Townships	348	10.3%	36
<b>Total for Entity</b>	<b>\$348</b>		<b>\$36</b>
<b>Eglon Township (Clay)</b>			
Minnesota Association of Townships	530	10.3%	55
<b>Total for Entity</b>	<b>\$530</b>		<b>\$55</b>
<b>Eidsvold Township (Lyon)</b>			
Minnesota Association of Townships	340	10.3%	35
<b>Total for Entity</b>	<b>\$340</b>		<b>\$35</b>
<b>Elba Township (Winona)</b>			
Minnesota Association of Townships	440	10.3%	45
<b>Total for Entity</b>	<b>\$440</b>		<b>\$45</b>
<b>Elbow Lake Township (Grant)</b>			
Minnesota Association of Townships	313	10.3%	32
<b>Total for Entity</b>	<b>\$313</b>		<b>\$32</b>
<b>Eldorado Township (Stevens)</b>			
Minnesota Association of Townships	295	10.3%	30
<b>Total for Entity</b>	<b>\$295</b>		<b>\$30</b>
<b>Elgin Township (Wabasha)</b>			
Minnesota Association of Townships	567	10.3%	58
<b>Total for Entity</b>	<b>\$567</b>		<b>\$58</b>

**Table 5**  
**2021 Lobbying Expenditures Paid With Association Dues**  
**Listed by Entity**

Name of Entity (County) Association Name	Total Local Government Dues	Proportion of Dues Used for Lobbying	Total Dues Used for Lobbying
<b>Elizabeth Township (Otter Tail)</b>			
Minnesota Association of Townships	606	10.3%	62
<b>Total for Entity</b>	<b>\$606</b>		<b>\$62</b>
<b>Elk Lake Township (Grant)</b>			
Minnesota Association of Townships	435	10.3%	45
<b>Total for Entity</b>	<b>\$435</b>		<b>\$45</b>
<b>Elk Township (Nobles)</b>			
Minnesota Association of Townships	347	10.3%	36
<b>Total for Entity</b>	<b>\$347</b>		<b>\$36</b>
<b>Elkton Township (Clay)</b>			
Minnesota Association of Townships	440	10.3%	45
<b>Total for Entity</b>	<b>\$440</b>		<b>\$45</b>
<b>Ellington Township (Dodge)</b>			
Minnesota Association of Townships	423	10.3%	44
<b>Total for Entity</b>	<b>\$423</b>		<b>\$44</b>
<b>Ellsborough Township (Murray)</b>			
Minnesota Association of Townships	315	10.3%	32
<b>Total for Entity</b>	<b>\$315</b>		<b>\$32</b>
<b>Ellsburg Township (Saint Louis)</b>			
Minnesota Association of Townships	339	10.3%	35
<b>Total for Entity</b>	<b>\$339</b>		<b>\$35</b>
<b>Ellsworth Township (Meeker)</b>			
Minnesota Association of Townships	608	10.3%	63
<b>Total for Entity</b>	<b>\$608</b>		<b>\$63</b>
<b>Elm Creek Township (Martin)</b>			
Minnesota Association of Townships	325	10.3%	33
<b>Total for Entity</b>	<b>\$325</b>		<b>\$33</b>
<b>Elmdale Township (Morrison)</b>			
Minnesota Association of Townships	737	10.3%	76
<b>Total for Entity</b>	<b>\$737</b>		<b>\$76</b>

**Table 5**  
**2021 Lobbying Expenditures Paid With Association Dues**  
**Listed by Entity**

Name of Entity (County) Association Name	Total Local Government Dues	Proportion of Dues Used for Lobbying	Total Dues Used for Lobbying
<b>Elmer Township (Pipestone)</b>			
Minnesota Association of Townships	338	10.3%	35
<b>Total for Entity</b>	<b>\$338</b>		<b>\$35</b>
<b>Elmer Township (Saint Louis)</b>			
Minnesota Association of Townships	312	10.3%	32
<b>Total for Entity</b>	<b>\$312</b>		<b>\$32</b>
<b>Elmira Township (Olmsted)</b>			
Minnesota Association of Townships	462	10.3%	48
<b>Total for Entity</b>	<b>\$462</b>		<b>\$48</b>
<b>Elmo Township (Otter Tail)</b>			
Minnesota Association of Townships	443	10.3%	46
<b>Total for Entity</b>	<b>\$443</b>		<b>\$46</b>
<b>Elmore Township (Faribault)</b>			
Minnesota Association of Townships	322	10.3%	33
<b>Total for Entity</b>	<b>\$322</b>		<b>\$33</b>
<b>Elmwood Township (Clay)</b>			
Minnesota Association of Townships	470	10.3%	48
<b>Total for Entity</b>	<b>\$470</b>		<b>\$48</b>
<b>Elysian Township (Le Sueur)</b>			
Minnesota Association of Townships	750	10.3%	77
<b>Total for Entity</b>	<b>\$750</b>		<b>\$77</b>
<b>Emardville Township (Red Lake)</b>			
Minnesota Association of Townships	331	10.3%	34
<b>Total for Entity</b>	<b>\$331</b>		<b>\$34</b>
<b>Embarrass Township (Saint Louis)</b>			
Minnesota Association of Townships	526	10.3%	54
<b>Total for Entity</b>	<b>\$526</b>		<b>\$54</b>
<b>Emerald Township (Faribault)</b>			
Minnesota Association of Townships	338	10.3%	35
<b>Total for Entity</b>	<b>\$338</b>		<b>\$35</b>

**Table 5**  
**2021 Lobbying Expenditures Paid With Association Dues**  
**Listed by Entity**

Name of Entity (County) Association Name	Total Local Government Dues	Proportion of Dues Used for Lobbying	Total Dues Used for Lobbying
<b>Emmet Township (Renville)</b>			
Minnesota Association of Townships	333	10.3%	34
<b>Total for Entity</b>	<b>\$333</b>		<b>\$34</b>
<b>Empire Township (Dakota)</b>			
League of Minnesota Cities	3,670	11.0%	404
Minnesota Association of Townships	1,419	10.3%	146
<b>Total for Entity</b>	<b>\$5,089</b>		<b>\$550</b>
<b>Enstrom Township (Roseau)</b>			
Minnesota Association of Townships	477	10.3%	49
<b>Total for Entity</b>	<b>\$477</b>		<b>\$49</b>
<b>Enterprise Township (Jackson)</b>			
Minnesota Association of Townships	321	10.3%	33
<b>Total for Entity</b>	<b>\$321</b>		<b>\$33</b>
<b>Equality Township (Red Lake)</b>			
Minnesota Association of Townships	308	10.3%	32
<b>Total for Entity</b>	<b>\$308</b>		<b>\$32</b>
<b>Equity Alliance MN</b>			
Association of Metropolitan School Districts, Inc.	3,700	74.8%	2,768
<b>Total for Entity</b>	<b>\$3,700</b>		<b>\$2,768</b>
<b>Erdahl Township (Grant)</b>			
Minnesota Association of Townships	454	10.3%	47
<b>Total for Entity</b>	<b>\$454</b>		<b>\$47</b>
<b>Erhards Grove Township (Otter Tail)</b>			
Minnesota Association of Townships	479	10.3%	49
<b>Total for Entity</b>	<b>\$479</b>		<b>\$49</b>
<b>Ericson Township (Renville)</b>			
Minnesota Association of Townships	328	10.3%	34
<b>Total for Entity</b>	<b>\$328</b>		<b>\$34</b>
<b>Erie Township (Becker)</b>			
Minnesota Association of Townships	957	10.3%	99
<b>Total for Entity</b>	<b>\$957</b>		<b>\$99</b>

**Table 5**  
**2021 Lobbying Expenditures Paid With Association Dues**  
**Listed by Entity**

Name of Entity (County) Association Name	Total Local Government Dues	Proportion of Dues Used for Lobbying	Total Dues Used for Lobbying
<b>Erin Township (Rice)</b>			
Minnesota Association of Townships	631	10.3%	65
<b>Total for Entity</b>	<b>\$631</b>		<b>\$65</b>
<b>Espelie Township (Marshall)</b>			
Minnesota Association of Townships	282	10.3%	29
<b>Total for Entity</b>	<b>\$282</b>		<b>\$29</b>
<b>Esther Township (Polk)</b>			
Minnesota Association of Townships	319	10.3%	33
<b>Total for Entity</b>	<b>\$319</b>		<b>\$33</b>
<b>Euclid Township (Polk)</b>			
Minnesota Association of Townships	315	10.3%	32
<b>Total for Entity</b>	<b>\$315</b>		<b>\$32</b>
<b>Eureka Township (Dakota)</b>			
Minnesota Association of Townships	875	10.3%	90
<b>Total for Entity</b>	<b>\$875</b>		<b>\$90</b>
<b>Evansville Township (Douglas)</b>			
Minnesota Association of Townships	349	10.3%	36
<b>Total for Entity</b>	<b>\$349</b>		<b>\$36</b>
<b>Everglade Township (Stevens)</b>			
Minnesota Association of Townships	299	10.3%	31
<b>Total for Entity</b>	<b>\$299</b>		<b>\$31</b>
<b>Evergreen Township (Becker)</b>			
Minnesota Association of Townships	460	10.3%	47
<b>Total for Entity</b>	<b>\$460</b>		<b>\$47</b>
<b>Everts Township (Otter Tail)</b>			
Minnesota Association of Townships	550	10.3%	57
<b>Total for Entity</b>	<b>\$550</b>		<b>\$57</b>
<b>Ewington Township (Jackson)</b>			
Minnesota Association of Townships	342	10.3%	35
<b>Total for Entity</b>	<b>\$342</b>		<b>\$35</b>



**Table 5**  
**2021 Lobbying Expenditures Paid With Association Dues**  
**Listed by Entity**

Name of Entity (County) Association Name	Total Local Government Dues	Proportion of Dues Used for Lobbying	Total Dues Used for Lobbying
<b>Excel Township (Marshall)</b>			
Minnesota Association of Townships	445	10.3%	46
<b>Total for Entity</b>	<b>\$445</b>		<b>\$46</b>
<b>Eyota Township (Olmsted)</b>			
Minnesota Association of Townships	506	10.3%	52
<b>Total for Entity</b>	<b>\$506</b>		<b>\$52</b>
<b>Fahlun Township (Kandiyohi)</b>			
Minnesota Association of Townships	448	10.3%	46
<b>Total for Entity</b>	<b>\$448</b>		<b>\$46</b>
<b>Fair Haven Township (Stearns)</b>			
Minnesota Association of Townships	915	10.3%	94
<b>Total for Entity</b>	<b>\$915</b>		<b>\$94</b>
<b>Fairbanks Township (Saint Louis)</b>			
Minnesota Association of Townships	291	10.3%	30
<b>Total for Entity</b>	<b>\$291</b>		<b>\$30</b>
<b>Fairfax Township (Polk)</b>			
Minnesota Association of Townships	330	10.3%	34
<b>Total for Entity</b>	<b>\$330</b>		<b>\$34</b>
<b>Fairfield Township (Crow Wing)</b>			
Minnesota Association of Townships	452	10.3%	47
<b>Total for Entity</b>	<b>\$452</b>		<b>\$47</b>
<b>Fairfield Township (Swift)</b>			
Minnesota Association of Townships	309	10.3%	32
<b>Total for Entity</b>	<b>\$309</b>		<b>\$32</b>
<b>Fairmont Township (Martin)</b>			
Minnesota Association of Townships	434	10.3%	45
<b>Total for Entity</b>	<b>\$434</b>		<b>\$45</b>
<b>Fairview Township (Cass)</b>			
Minnesota Association of Townships	626	10.3%	64
<b>Total for Entity</b>	<b>\$626</b>		<b>\$64</b>

**Table 5**  
**2021 Lobbying Expenditures Paid With Association Dues**  
**Listed by Entity**

Name of Entity (County) Association Name	Total Local Government Dues	Proportion of Dues Used for Lobbying	Total Dues Used for Lobbying
<b>Fairview Township (Lyon)</b>			
Minnesota Association of Townships	455	10.3%	47
<b>Total for Entity</b>	<b>\$455</b>		<b>\$47</b>
<b>Falk Township (Clearwater)</b>			
Minnesota Association of Townships	432	10.3%	44
<b>Total for Entity</b>	<b>\$432</b>		<b>\$44</b>
<b>Fall Lake Township (Lake)</b>			
Minnesota Association of Townships	512	10.3%	53
Range Association of Municipalities and Schools	300	75.1%	225
<b>Total for Entity</b>	<b>\$812</b>		<b>\$278</b>
<b>Falun Township (Roseau)</b>			
Minnesota Association of Townships	349	10.3%	36
<b>Total for Entity</b>	<b>\$349</b>		<b>\$36</b>
<b>Fanny Township (Polk)</b>			
Minnesota Association of Townships	303	10.3%	31
<b>Total for Entity</b>	<b>\$303</b>		<b>\$31</b>
<b>Farden Township (Hubbard)</b>			
Minnesota Association of Townships	784	10.3%	81
<b>Total for Entity</b>	<b>\$784</b>		<b>\$81</b>
<b>Faribault County</b>			
Association of Minnesota Counties	11,034	17.0%	1,876
<b>Total for Entity</b>	<b>\$11,034</b>		<b>\$1,876</b>
<b>Faribault County Soil and Water Conservation District</b>			
Minnesota Association of Soil and Water Conservation Districts	3,373	15.0%	506
<b>Total for Entity</b>	<b>\$3,373</b>		<b>\$506</b>
<b>Farley Township (Polk)</b>			
Minnesota Association of Townships	284	10.3%	29
<b>Total for Entity</b>	<b>\$284</b>		<b>\$29</b>
<b>Farm Island Township (Aitkin)</b>			
Minnesota Association of Townships	754	10.3%	78
<b>Total for Entity</b>	<b>\$754</b>		<b>\$78</b>

**Table 5**  
**2021 Lobbying Expenditures Paid With Association Dues**  
**Listed by Entity**

Name of Entity (County) Association Name	Total Local Government Dues	Proportion of Dues Used for Lobbying	Total Dues Used for Lobbying
<b>Farming Township (Stearns)</b>			
Minnesota Association of Townships	741	10.3%	76
<b>Total for Entity</b>	<b>\$741</b>		<b>\$76</b>
<b>Farmington Township (Olmsted)</b>			
Minnesota Association of Townships	484	10.3%	50
<b>Total for Entity</b>	<b>\$484</b>		<b>\$50</b>
<b>Fawn Lake Township (Todd)</b>			
Minnesota Association of Townships	523	10.3%	54
<b>Total for Entity</b>	<b>\$523</b>		<b>\$54</b>
<b>Faxon Township (Sibley)</b>			
Minnesota Association of Townships	566	10.3%	58
<b>Total for Entity</b>	<b>\$566</b>		<b>\$58</b>
<b>Fayal Township (Saint Louis)</b>			
League of Minnesota Cities	2,153	11.0%	237
Minnesota Association of Townships	979	10.3%	101
Range Association of Municipalities and Schools	400	75.1%	300
<b>Total for Entity</b>	<b>\$3,532</b>		<b>\$638</b>
<b>Featherstone Township (Goodhue)</b>			
Minnesota Association of Townships	578	10.3%	60
<b>Total for Entity</b>	<b>\$578</b>		<b>\$60</b>
<b>Feeley Township (Itasca)</b>			
Minnesota Association of Townships	436	10.3%	45
<b>Total for Entity</b>	<b>\$436</b>		<b>\$45</b>
<b>Felton Township (Clay)</b>			
Minnesota Association of Townships	296	10.3%	30
<b>Total for Entity</b>	<b>\$296</b>		<b>\$30</b>
<b>Fenton Township (Murray)</b>			
Minnesota Association of Townships	322	10.3%	33
<b>Total for Entity</b>	<b>\$322</b>		<b>\$33</b>
<b>Fergus Falls Area Special Education Cooperative No. 935</b>			
Minnesota Rural Education Association	540	36.3%	196
<b>Total for Entity</b>	<b>\$540</b>		<b>\$196</b>

**Table 5**  
**2021 Lobbying Expenditures Paid With Association Dues**  
**Listed by Entity**

Name of Entity (County) Association Name	Total Local Government Dues	Proportion of Dues Used for Lobbying	Total Dues Used for Lobbying
<b>Fergus Falls Township (Otter Tail)</b>			
Minnesota Association of Townships	589	10.3%	61
<b>Total for Entity</b>	<b>\$589</b>		<b>\$61</b>
<b>Fern Township (Hubbard)</b>			
Minnesota Association of Townships	429	10.3%	44
<b>Total for Entity</b>	<b>\$429</b>		<b>\$44</b>
<b>Field Township (Saint Louis)</b>			
Minnesota Association of Townships	460	10.3%	47
<b>Total for Entity</b>	<b>\$460</b>		<b>\$47</b>
<b>Fieldon Township (Watonwan)</b>			
Minnesota Association of Townships	334	10.3%	34
<b>Total for Entity</b>	<b>\$334</b>		<b>\$34</b>
<b>Fillmore County</b>			
Association of Minnesota Counties	13,096	17.0%	2,226
<b>Total for Entity</b>	<b>\$13,096</b>		<b>\$2,226</b>
<b>Fillmore Soil and Water Conservation District</b>			
Minnesota Association of Soil and Water Conservation Districts	3,643	15.0%	546
<b>Total for Entity</b>	<b>\$3,643</b>		<b>\$546</b>
<b>Fillmore Township (Fillmore)</b>			
Minnesota Association of Townships	495	10.3%	51
<b>Total for Entity</b>	<b>\$495</b>		<b>\$51</b>
<b>Fine Lakes Township (Saint Louis)</b>			
Minnesota Association of Townships	308	10.3%	32
<b>Total for Entity</b>	<b>\$308</b>		<b>\$32</b>
<b>Finlayson Township (Pine)</b>			
Minnesota Association of Townships	485	10.3%	50
<b>Total for Entity</b>	<b>\$485</b>		<b>\$50</b>
<b>Fish Lake Township (Chisago)</b>			
Minnesota Association of Townships	1,075	10.3%	111
<b>Total for Entity</b>	<b>\$1,075</b>		<b>\$111</b>

**Table 5**  
**2021 Lobbying Expenditures Paid With Association Dues**  
**Listed by Entity**

Name of Entity (County) Association Name	Total Local Government Dues	Proportion of Dues Used for Lobbying	Total Dues Used for Lobbying
<b>Fisher Township (Polk)</b>			
Minnesota Association of Townships	328	10.3%	34
<b>Total for Entity</b>	<b>\$328</b>		<b>\$34</b>
<b>Fleming Township (Aitkin)</b>			
Minnesota Association of Townships	441	10.3%	45
<b>Total for Entity</b>	<b>\$441</b>		<b>\$45</b>
<b>Fleming Township (Pine)</b>			
Minnesota Association of Townships	310	10.3%	32
<b>Total for Entity</b>	<b>\$310</b>		<b>\$32</b>
<b>Flom Township (Norman)</b>			
Minnesota Association of Townships	335	10.3%	35
<b>Total for Entity</b>	<b>\$335</b>		<b>\$35</b>
<b>Floodwood Township (Saint Louis)</b>			
Minnesota Association of Townships	424	10.3%	44
<b>Total for Entity</b>	<b>\$424</b>		<b>\$44</b>
<b>Flora Township (Renville)</b>			
Minnesota Association of Townships	322	10.3%	33
<b>Total for Entity</b>	<b>\$322</b>		<b>\$33</b>
<b>Florence Township (Goodhue)</b>			
Minnesota Association of Townships	912	10.3%	94
<b>Total for Entity</b>	<b>\$912</b>		<b>\$94</b>
<b>Florida Township (Yellow Medicine)</b>			
Minnesota Association of Townships	306	10.3%	32
<b>Total for Entity</b>	<b>\$306</b>		<b>\$32</b>
<b>Flowing Township (Clay)</b>			
Minnesota Association of Townships	292	10.3%	30
<b>Total for Entity</b>	<b>\$292</b>		<b>\$30</b>
<b>Foldahl Township (Marshall)</b>			
Minnesota Association of Townships	289	10.3%	30
<b>Total for Entity</b>	<b>\$289</b>		<b>\$30</b>

**Table 5**  
**2021 Lobbying Expenditures Paid With Association Dues**  
**Listed by Entity**

Name of Entity (County) Association Name	Total Local Government Dues	Proportion of Dues Used for Lobbying	Total Dues Used for Lobbying
<b>Folden Township (Otter Tail)</b>			
Minnesota Association of Townships	438	10.3%	45
<b>Total for Entity</b>	<b>\$438</b>		<b>\$45</b>
<b>Folsom Township (Traverse)</b>			
Minnesota Association of Townships	304	10.3%	31
<b>Total for Entity</b>	<b>\$304</b>		<b>\$31</b>
<b>Ford Township (Kanabec)</b>			
Minnesota Association of Townships	330	10.3%	34
<b>Total for Entity</b>	<b>\$330</b>		<b>\$34</b>
<b>Forest City Township (Meeker)</b>			
Minnesota Association of Townships	549	10.3%	57
<b>Total for Entity</b>	<b>\$549</b>		<b>\$57</b>
<b>Forest Prairie Township (Meeker)</b>			
Minnesota Association of Townships	657	10.3%	68
<b>Total for Entity</b>	<b>\$657</b>		<b>\$68</b>
<b>Forest Township (Becker)</b>			
Minnesota Association of Townships	297	10.3%	31
<b>Total for Entity</b>	<b>\$297</b>		<b>\$31</b>
<b>Forest Township (Rice)</b>			
Minnesota Association of Townships	838	10.3%	86
<b>Total for Entity</b>	<b>\$838</b>		<b>\$86</b>
<b>Forestville Township (Fillmore)</b>			
Minnesota Association of Townships	451	10.3%	46
<b>Total for Entity</b>	<b>\$451</b>		<b>\$46</b>
<b>Fork Township (Marshall)</b>			
Minnesota Association of Townships	273	10.3%	28
<b>Total for Entity</b>	<b>\$273</b>		<b>\$28</b>
<b>Fort Ripley Township (Crow Wing)</b>			
Minnesota Association of Townships	643	10.3%	66
<b>Total for Entity</b>	<b>\$643</b>		<b>\$66</b>

**Table 5**  
**2021 Lobbying Expenditures Paid With Association Dues**  
**Listed by Entity**

Name of Entity (County) Association Name	Total Local Government Dues	Proportion of Dues Used for Lobbying	Total Dues Used for Lobbying
<b>Fortier Township (Yellow Medicine)</b>			
Minnesota Association of Townships	300	10.3%	31
<b>Total for Entity</b>	<b>\$300</b>		<b>\$31</b>
<b>Fossum Township (Norman)</b>			
Minnesota Association of Townships	315	10.3%	32
<b>Total for Entity</b>	<b>\$315</b>		<b>\$32</b>
<b>Foster Township (Big Stone)</b>			
Minnesota Association of Townships	305	10.3%	31
<b>Total for Entity</b>	<b>\$305</b>		<b>\$31</b>
<b>Foster Township (Faribault)</b>			
Minnesota Association of Townships	336	10.3%	35
<b>Total for Entity</b>	<b>\$336</b>		<b>\$35</b>
<b>Fountain Prairie Township (Pipestone)</b>			
Minnesota Association of Townships	333	10.3%	34
<b>Total for Entity</b>	<b>\$333</b>		<b>\$34</b>
<b>Fountain Township (Fillmore)</b>			
Minnesota Association of Townships	442	10.3%	46
<b>Total for Entity</b>	<b>\$442</b>		<b>\$46</b>
<b>Fox Lake Township (Martin)</b>			
Minnesota Association of Townships	346	10.3%	36
<b>Total for Entity</b>	<b>\$346</b>		<b>\$36</b>
<b>Foxhome Township (Wilkin)</b>			
Minnesota Association of Townships	300	10.3%	31
<b>Total for Entity</b>	<b>\$300</b>		<b>\$31</b>
<b>Framnas Township (Stevens)</b>			
Minnesota Association of Townships	435	10.3%	45
<b>Total for Entity</b>	<b>\$435</b>		<b>\$45</b>
<b>Franconia Township (Chisago)</b>			
Minnesota Association of Townships	1,018	10.3%	105
<b>Total for Entity</b>	<b>\$1,018</b>		<b>\$105</b>

**Table 5**  
**2021 Lobbying Expenditures Paid With Association Dues**  
**Listed by Entity**

Name of Entity (County) Association Name	Total Local Government Dues	Proportion of Dues Used for Lobbying	Total Dues Used for Lobbying
<b>Frankford Township (Mower)</b>			
Minnesota Association of Townships	462	10.3%	48
<b>Total for Entity</b>	<b>\$462</b>		<b>\$48</b>
<b>Franklin Township (Wright)</b>			
Minnesota Association of Townships	1,348	10.3%	139
<b>Total for Entity</b>	<b>\$1,348</b>		<b>\$139</b>
<b>Fraser Township (Martin)</b>			
Minnesota Association of Townships	428	10.3%	44
<b>Total for Entity</b>	<b>\$428</b>		<b>\$44</b>
<b>Fredenberg Township (Saint Louis)</b>			
Minnesota Association of Townships	838	10.3%	86
<b>Total for Entity</b>	<b>\$838</b>		<b>\$86</b>
<b>Freeborn County</b>			
Association of Minnesota Counties	15,472	17.0%	2,630
Greater Minnesota Parks and Trails	300	62.7%	188
<b>Total for Entity</b>	<b>\$15,772</b>		<b>\$2,818</b>
<b>Freeborn County Soil and Water Conservation District</b>			
Minnesota Association of Soil and Water Conservation Districts	4,022	15.0%	603
<b>Total for Entity</b>	<b>\$4,022</b>		<b>\$603</b>
<b>Freeborn Township (Freeborn)</b>			
Minnesota Association of Townships	344	10.3%	35
<b>Total for Entity</b>	<b>\$344</b>		<b>\$35</b>
<b>Freedom Township (Waseca)</b>			
Minnesota Association of Townships	441	10.3%	45
<b>Total for Entity</b>	<b>\$441</b>		<b>\$45</b>
<b>Freeland Township (Lac qui Parle)</b>			
Minnesota Association of Townships	299	10.3%	31
<b>Total for Entity</b>	<b>\$299</b>		<b>\$31</b>
<b>Freeman Township (Freeborn)</b>			
Minnesota Association of Townships	489	10.3%	50
<b>Total for Entity</b>	<b>\$489</b>		<b>\$50</b>



**Table 5**  
**2021 Lobbying Expenditures Paid With Association Dues**  
**Listed by Entity**

Name of Entity (County) Association Name	Total Local Government Dues	Proportion of Dues Used for Lobbying	Total Dues Used for Lobbying
<b>Fremont Township (Winona)</b>			
Minnesota Association of Townships	447	10.3%	46
<b>Total for Entity</b>	<b>\$447</b>		<b>\$46</b>
<b>French Lake Township (Wright)</b>			
Minnesota Association of Townships	805	10.3%	83
<b>Total for Entity</b>	<b>\$805</b>		<b>\$83</b>
<b>French Township (Saint Louis)</b>			
Minnesota Association of Townships	512	10.3%	53
<b>Total for Entity</b>	<b>\$512</b>		<b>\$53</b>
<b>Friberg Township (Otter Tail)</b>			
Minnesota Association of Townships	601	10.3%	62
<b>Total for Entity</b>	<b>\$601</b>		<b>\$62</b>
<b>Friendship Township (Yellow Medicine)</b>			
Minnesota Association of Townships	322	10.3%	33
<b>Total for Entity</b>	<b>\$322</b>		<b>\$33</b>
<b>Frohn Township (Beltrami)</b>			
Minnesota Association of Townships	892	10.3%	92
<b>Total for Entity</b>	<b>\$892</b>		<b>\$92</b>
<b>Gail Lake Township (Crow Wing)</b>			
Minnesota Association of Townships	300	10.3%	31
<b>Total for Entity</b>	<b>\$300</b>		<b>\$31</b>
<b>Galena Township (Martin)</b>			
Minnesota Association of Townships	342	10.3%	35
<b>Total for Entity</b>	<b>\$342</b>		<b>\$35</b>
<b>Gales Township (Redwood)</b>			
Minnesota Association of Townships	308	10.3%	32
<b>Total for Entity</b>	<b>\$308</b>		<b>\$32</b>
<b>Garden City Township (Blue Earth)</b>			
Minnesota Association of Townships	548	10.3%	56
<b>Total for Entity</b>	<b>\$548</b>		<b>\$56</b>

**Table 5**  
**2021 Lobbying Expenditures Paid With Association Dues**  
**Listed by Entity**

Name of Entity (County) Association Name	Total Local Government Dues	Proportion of Dues Used for Lobbying	Total Dues Used for Lobbying
<b>Garden Township (Polk)</b>			
Minnesota Association of Townships	337	10.3%	35
<b>Total for Entity</b>	<b>\$337</b>		<b>\$35</b>
<b>Garfield Township (Lac qui Parle)</b>			
Minnesota Association of Townships	312	10.3%	32
<b>Total for Entity</b>	<b>\$312</b>		<b>\$32</b>
<b>Garfield Township (Polk)</b>			
Minnesota Association of Townships	496	10.3%	51
<b>Total for Entity</b>	<b>\$496</b>		<b>\$51</b>
<b>Garnes Township (Red Lake)</b>			
Minnesota Association of Townships	332	10.3%	34
<b>Total for Entity</b>	<b>\$332</b>		<b>\$34</b>
<b>Garrison Township (Crow Wing)</b>			
Minnesota Association of Townships	581	10.3%	60
<b>Total for Entity</b>	<b>\$581</b>		<b>\$60</b>
<b>Garrison, Kathio, West Mille Lacs Lake Sanitary Sewer District</b>			
League of Minnesota Cities	2,045	11.0%	225
<b>Total for Entity</b>	<b>\$2,045</b>		<b>\$225</b>
<b>Geneva Township (Freeborn)</b>			
Minnesota Association of Townships	467	10.3%	48
<b>Total for Entity</b>	<b>\$467</b>		<b>\$48</b>
<b>Gennessee Township (Kandiyohi)</b>			
Minnesota Association of Townships	474	10.3%	49
<b>Total for Entity</b>	<b>\$474</b>		<b>\$49</b>
<b>Gentilly Township (Polk)</b>			
Minnesota Association of Townships	423	10.3%	44
<b>Total for Entity</b>	<b>\$423</b>		<b>\$44</b>
<b>Georgetown Township (Clay)</b>			
Minnesota Association of Townships	318	10.3%	33
<b>Total for Entity</b>	<b>\$318</b>		<b>\$33</b>

**Table 5**  
**2021 Lobbying Expenditures Paid With Association Dues**  
**Listed by Entity**

Name of Entity (County) Association Name	Total Local Government Dues	Proportion of Dues Used for Lobbying	Total Dues Used for Lobbying
<b>Germania Township (Todd)</b>			
Minnesota Association of Townships	504	10.3%	52
<b>Total for Entity</b>	<b>\$504</b>		<b>\$52</b>
<b>Germantown Township (Cottonwood)</b>			
Minnesota Association of Townships	331	10.3%	34
<b>Total for Entity</b>	<b>\$331</b>		<b>\$34</b>
<b>Gervais Township (Red Lake)</b>			
Minnesota Association of Townships	339	10.3%	35
<b>Total for Entity</b>	<b>\$339</b>		<b>\$35</b>
<b>Getty Township (Stearns)</b>			
Minnesota Association of Townships	462	10.3%	48
<b>Total for Entity</b>	<b>\$462</b>		<b>\$48</b>
<b>Gilchrist Township (Pope)</b>			
Minnesota Association of Townships	335	10.3%	35
<b>Total for Entity</b>	<b>\$335</b>		<b>\$35</b>
<b>Gillford Township (Wabasha)</b>			
Minnesota Association of Townships	514	10.3%	53
<b>Total for Entity</b>	<b>\$514</b>		<b>\$53</b>
<b>Gilmanton Township (Benton)</b>			
Minnesota Association of Townships	631	10.3%	65
<b>Total for Entity</b>	<b>\$631</b>		<b>\$65</b>
<b>Girard Township (Otter Tail)</b>			
Minnesota Association of Townships	575	10.3%	59
<b>Total for Entity</b>	<b>\$575</b>		<b>\$59</b>
<b>Glasgow Township (Wabasha)</b>			
Minnesota Association of Townships	423	10.3%	44
<b>Total for Entity</b>	<b>\$423</b>		<b>\$44</b>
<b>Glen Township (Aitkin)</b>			
Minnesota Association of Townships	478	10.3%	49
<b>Total for Entity</b>	<b>\$478</b>		<b>\$49</b>

**Table 5**  
**2021 Lobbying Expenditures Paid With Association Dues**  
**Listed by Entity**

Name of Entity (County) Association Name	Total Local Government Dues	Proportion of Dues Used for Lobbying	Total Dues Used for Lobbying
<b>Glencoe Township (McLeod)</b>			
Minnesota Association of Townships	489	10.3%	50
<b>Total for Entity</b>	<b>\$489</b>		<b>\$50</b>
<b>Glendorado Township (Benton)</b>			
Minnesota Association of Townships	586	10.3%	60
<b>Total for Entity</b>	<b>\$586</b>		<b>\$60</b>
<b>Glenwood Township (Pope)</b>			
Minnesota Association of Townships	760	10.3%	78
<b>Total for Entity</b>	<b>\$760</b>		<b>\$78</b>
<b>Glyndon Township (Clay)</b>			
Minnesota Association of Townships	426	10.3%	44
<b>Total for Entity</b>	<b>\$426</b>		<b>\$44</b>
<b>Gnesen Township (Saint Louis)</b>			
Minnesota Association of Townships	972	10.3%	100
<b>Total for Entity</b>	<b>\$972</b>		<b>\$100</b>
<b>Godfrey Township (Polk)</b>			
Minnesota Association of Townships	438	10.3%	45
<b>Total for Entity</b>	<b>\$438</b>		<b>\$45</b>
<b>Golden Valley Township (Roseau)</b>			
Minnesota Association of Townships	323	10.3%	33
<b>Total for Entity</b>	<b>\$323</b>		<b>\$33</b>
<b>Good Hope Township (Itasca)</b>			
Minnesota Association of Townships	302	10.3%	31
<b>Total for Entity</b>	<b>\$302</b>		<b>\$31</b>
<b>Good Hope Township (Norman)</b>			
Minnesota Association of Townships	283	10.3%	29
<b>Total for Entity</b>	<b>\$283</b>		<b>\$29</b>
<b>Goodhue County</b>			
Association of Minnesota Counties	20,360	17.0%	3,461
Greater Minnesota Parks and Trails	500	62.7%	314
<b>Total for Entity</b>	<b>\$20,860</b>		<b>\$3,775</b>

**Table 5**  
**2021 Lobbying Expenditures Paid With Association Dues**  
**Listed by Entity**

Name of Entity (County) Association Name	Total Local Government Dues	Proportion of Dues Used for Lobbying	Total Dues Used for Lobbying
<b>Goodhue County Soil and Water Conservation District</b>			
Minnesota Association of Soil and Water Conservation Districts	4,697	15.0%	705
<b>Total for Entity</b>	<b>\$4,697</b>		<b>\$705</b>
<b>Goodhue Township (Goodhue)</b>			
Minnesota Association of Townships	511	10.3%	53
<b>Total for Entity</b>	<b>\$511</b>		<b>\$53</b>
<b>Goodland Township (Itasca)</b>			
Minnesota Association of Townships	483	10.3%	50
<b>Total for Entity</b>	<b>\$483</b>		<b>\$50</b>
<b>Goodridge Township (Pennington)</b>			
Minnesota Association of Townships	292	10.3%	30
<b>Total for Entity</b>	<b>\$292</b>		<b>\$30</b>
<b>Goose Prairie Township (Clay)</b>			
Minnesota Association of Townships	323	10.3%	33
<b>Total for Entity</b>	<b>\$323</b>		<b>\$33</b>
<b>Gordon Township (Todd)</b>			
Minnesota Association of Townships	556	10.3%	57
<b>Total for Entity</b>	<b>\$556</b>		<b>\$57</b>
<b>Gorman Township (Otter Tail)</b>			
Minnesota Association of Townships	492	10.3%	51
<b>Total for Entity</b>	<b>\$492</b>		<b>\$51</b>
<b>Gorton Township (Grant)</b>			
Minnesota Association of Townships	287	10.3%	30
<b>Total for Entity</b>	<b>\$287</b>		<b>\$30</b>
<b>Gould Township (Cass)</b>			
Minnesota Association of Townships	343	10.3%	35
<b>Total for Entity</b>	<b>\$343</b>		<b>\$35</b>
<b>Grace Township (Chippewa)</b>			
Minnesota Association of Townships	302	10.3%	31
<b>Total for Entity</b>	<b>\$302</b>		<b>\$31</b>

**Table 5**  
**2021 Lobbying Expenditures Paid With Association Dues**  
**Listed by Entity**

Name of Entity (County) Association Name	Total Local Government Dues	Proportion of Dues Used for Lobbying	Total Dues Used for Lobbying
<b>Graceville Township (Big Stone)</b>			
Minnesota Association of Townships	328	10.3%	34
<b>Total for Entity</b>	<b>\$328</b>		<b>\$34</b>
<b>Grafton Township (Sibley)</b>			
Minnesota Association of Townships	340	10.3%	35
<b>Total for Entity</b>	<b>\$340</b>		<b>\$35</b>
<b>Graham Lakes Township (Nobles)</b>			
Minnesota Association of Townships	341	10.3%	35
<b>Total for Entity</b>	<b>\$341</b>		<b>\$35</b>
<b>Graham Township (Benton)</b>			
Minnesota Association of Townships	537	10.3%	55
<b>Total for Entity</b>	<b>\$537</b>		<b>\$55</b>
<b>Granby Township (Nicollet)</b>			
Minnesota Association of Townships	346	10.3%	36
<b>Total for Entity</b>	<b>\$346</b>		<b>\$36</b>
<b>Grand Forks Township (Polk)</b>			
Minnesota Association of Townships	324	10.3%	33
<b>Total for Entity</b>	<b>\$324</b>		<b>\$33</b>
<b>Grand Lake Township (Saint Louis)</b>			
Minnesota Association of Townships	1,274	10.3%	131
<b>Total for Entity</b>	<b>\$1,274</b>		<b>\$131</b>
<b>Grand Meadow Township (Mower)</b>			
Minnesota Association of Townships	437	10.3%	45
<b>Total for Entity</b>	<b>\$437</b>		<b>\$45</b>
<b>Grand Plain Township (Marshall)</b>			
Minnesota Association of Townships	287	10.3%	30
<b>Total for Entity</b>	<b>\$287</b>		<b>\$30</b>
<b>Grand Prairie Township (Nobles)</b>			
Minnesota Association of Townships	332	10.3%	34
<b>Total for Entity</b>	<b>\$332</b>		<b>\$34</b>

**Table 5**  
**2021 Lobbying Expenditures Paid With Association Dues**  
**Listed by Entity**

Name of Entity (County) Association Name	Total Local Government Dues	Proportion of Dues Used for Lobbying	Total Dues Used for Lobbying
<b>Grandview Township (Lyon)</b>			
Minnesota Association of Townships	433	10.3%	45
<b>Total for Entity</b>	<b>\$433</b>		<b>\$45</b>
<b>Grange Township (Pipestone)</b>			
Minnesota Association of Townships	328	10.3%	34
<b>Total for Entity</b>	<b>\$328</b>		<b>\$34</b>
<b>Granite Falls Township (Chippewa)</b>			
Minnesota Association of Townships	344	10.3%	35
<b>Total for Entity</b>	<b>\$344</b>		<b>\$35</b>
<b>Granite Ledge Township (Benton)</b>			
Minnesota Association of Townships	590	10.3%	61
<b>Total for Entity</b>	<b>\$590</b>		<b>\$61</b>
<b>Granite Rock Township (Redwood)</b>			
Minnesota Association of Townships	338	10.3%	35
<b>Total for Entity</b>	<b>\$338</b>		<b>\$35</b>
<b>Granite Township (Morrison)</b>			
Minnesota Association of Townships	497	10.3%	51
<b>Total for Entity</b>	<b>\$497</b>		<b>\$51</b>
<b>Grant County</b>			
Association of Minnesota Counties	6,814	17.0%	1,158
Minnesota Rural Counties Caucus	2,200	43.0%	946
<b>Total for Entity</b>	<b>\$9,014</b>		<b>\$2,104</b>
<b>Grant Soil and Water Conservation District</b>			
Minnesota Association of Soil and Water Conservation Districts	2,795	15.0%	419
<b>Total for Entity</b>	<b>\$2,795</b>		<b>\$419</b>
<b>Grant Valley Township (Beltrami)</b>			
Minnesota Association of Townships	1,113	10.3%	115
<b>Total for Entity</b>	<b>\$1,113</b>		<b>\$115</b>
<b>Granville Township (Kittson)</b>			
Minnesota Association of Townships	294	10.3%	30
<b>Total for Entity</b>	<b>\$294</b>		<b>\$30</b>

**Table 5**  
**2021 Lobbying Expenditures Paid With Association Dues**  
**Listed by Entity**

Name of Entity (County) Association Name	Total Local Government Dues	Proportion of Dues Used for Lobbying	Total Dues Used for Lobbying
<b>Grass Lake Township (Kanabec)</b>			
Minnesota Association of Townships	741	10.3%	76
<b>Total for Entity</b>	<b>\$741</b>		<b>\$76</b>
<b>Grattan Township (Itasca)</b>			
Minnesota Association of Townships	283	10.3%	29
<b>Total for Entity</b>	<b>\$283</b>		<b>\$29</b>
<b>Gray Township (Pipestone)</b>			
Minnesota Association of Townships	337	10.3%	35
<b>Total for Entity</b>	<b>\$337</b>		<b>\$35</b>
<b>Great Bend Township (Cottonwood)</b>			
Minnesota Association of Townships	428	10.3%	44
<b>Total for Entity</b>	<b>\$428</b>		<b>\$44</b>
<b>Great Scott Township (Saint Louis)</b>			
Minnesota Association of Townships	463	10.3%	48
Range Association of Municipalities and Schools	350	75.1%	263
<b>Total for Entity</b>	<b>\$813</b>		<b>\$311</b>
<b>Green Isle Township (Sibley)</b>			
Minnesota Association of Townships	498	10.3%	51
<b>Total for Entity</b>	<b>\$498</b>		<b>\$51</b>
<b>Green Lake Township (Kandiyohi)</b>			
Minnesota Association of Townships	923	10.3%	95
<b>Total for Entity</b>	<b>\$923</b>		<b>\$95</b>
<b>Green Meadow Township (Norman)</b>			
Minnesota Association of Townships	300	10.3%	31
<b>Total for Entity</b>	<b>\$300</b>		<b>\$31</b>
<b>Green Prairie Township (Morrison)</b>			
Minnesota Association of Townships	574	10.3%	59
<b>Total for Entity</b>	<b>\$574</b>		<b>\$59</b>
<b>Green Valley Township (Becker)</b>			
Minnesota Association of Townships	467	10.3%	48
<b>Total for Entity</b>	<b>\$467</b>		<b>\$48</b>



**Table 5**  
**2021 Lobbying Expenditures Paid With Association Dues**  
**Listed by Entity**

Name of Entity (County) Association Name	Total Local Government Dues	Proportion of Dues Used for Lobbying	Total Dues Used for Lobbying
<b>Greenbush Township (Mille Lacs)</b>			
Minnesota Association of Townships	825	10.3%	85
<b>Total for Entity</b>	<b>\$825</b>		<b>\$85</b>
<b>Greenfield Township (Wabasha)</b>			
Minnesota Association of Townships	833	10.3%	86
<b>Total for Entity</b>	<b>\$833</b>		<b>\$86</b>
<b>Greenleaf Township (Meeker)</b>			
Minnesota Association of Townships	551	10.3%	57
<b>Total for Entity</b>	<b>\$551</b>		<b>\$57</b>
<b>Greenvale Township (Dakota)</b>			
Minnesota Association of Townships	595	10.3%	61
<b>Total for Entity</b>	<b>\$595</b>		<b>\$61</b>
<b>Greenway Township (Itasca)</b>			
League of Minnesota Cities	1,082	11.0%	119
Minnesota Association of Townships	605	10.3%	62
<b>Total for Entity</b>	<b>\$1,687</b>		<b>\$181</b>
<b>Greenwood Township (Clearwater)</b>			
Minnesota Association of Townships	298	10.3%	31
<b>Total for Entity</b>	<b>\$298</b>		<b>\$31</b>
<b>Greenwood Township (Saint Louis)</b>			
Minnesota Association of Townships	627	10.3%	65
Range Association of Municipalities and Schools	300	75.1%	225
<b>Total for Entity</b>	<b>\$927</b>		<b>\$290</b>
<b>Gregory Township (Mahnommen)</b>			
Minnesota Association of Townships	291	10.3%	30
<b>Total for Entity</b>	<b>\$291</b>		<b>\$30</b>
<b>Grey Cloud Island Township (Washington)</b>			
Minnesota Association of Townships	438	10.3%	45
<b>Total for Entity</b>	<b>\$438</b>		<b>\$45</b>
<b>Grey Eagle Township (Todd)</b>			
Minnesota Association of Townships	537	10.3%	55
<b>Total for Entity</b>	<b>\$537</b>		<b>\$55</b>

**Table 5**  
**2021 Lobbying Expenditures Paid With Association Dues**  
**Listed by Entity**

Name of Entity (County) Association Name	Total Local Government Dues	Proportion of Dues Used for Lobbying	Total Dues Used for Lobbying
<b>Grimstad Township (Roseau)</b>			
Minnesota Association of Townships	315	10.3%	32
<b>Total for Entity</b>	<b>\$315</b>		<b>\$32</b>
<b>Grove Lake Township (Pope)</b>			
Minnesota Association of Townships	429	10.3%	44
<b>Total for Entity</b>	<b>\$429</b>		<b>\$44</b>
<b>Grove Park-Tilden Township (Polk)</b>			
Minnesota Association of Townships	423	10.3%	44
<b>Total for Entity</b>	<b>\$423</b>		<b>\$44</b>
<b>Grove Township (Stearns)</b>			
Minnesota Association of Townships	500	10.3%	52
<b>Total for Entity</b>	<b>\$500</b>		<b>\$52</b>
<b>Gully Township (Polk)</b>			
Minnesota Association of Townships	311	10.3%	32
<b>Total for Entity</b>	<b>\$311</b>		<b>\$32</b>
<b>Guthrie Township (Hubbard)</b>			
Minnesota Association of Townships	526	10.3%	54
<b>Total for Entity</b>	<b>\$526</b>		<b>\$54</b>
<b>Hagali Township (Beltrami)</b>			
Minnesota Association of Townships	467	10.3%	48
<b>Total for Entity</b>	<b>\$467</b>		<b>\$48</b>
<b>Hagen Township (Clay)</b>			
Minnesota Association of Townships	316	10.3%	33
<b>Total for Entity</b>	<b>\$316</b>		<b>\$33</b>
<b>Halden Township (Saint Louis)</b>			
Minnesota Association of Townships	304	10.3%	31
<b>Total for Entity</b>	<b>\$304</b>		<b>\$31</b>
<b>Hale Township (McLeod)</b>			
Minnesota Association of Townships	630	10.3%	65
<b>Total for Entity</b>	<b>\$630</b>		<b>\$65</b>

**Table 5**  
**2021 Lobbying Expenditures Paid With Association Dues**  
**Listed by Entity**

Name of Entity (County) Association Name	Total Local Government Dues	Proportion of Dues Used for Lobbying	Total Dues Used for Lobbying
<b>Hallock Township (Kittson)</b>			
Minnesota Association of Townships	300	10.3%	31
<b>Total for Entity</b>	<b>\$300</b>		<b>\$31</b>
<b>Halstad Township (Norman)</b>			
Minnesota Association of Townships	298	10.3%	31
<b>Total for Entity</b>	<b>\$298</b>		<b>\$31</b>
<b>Hamden Township (Becker)</b>			
Minnesota Association of Townships	334	10.3%	34
<b>Total for Entity</b>	<b>\$334</b>		<b>\$34</b>
<b>Hamlin Township (Lac qui Parle)</b>			
Minnesota Association of Townships	320	10.3%	33
<b>Total for Entity</b>	<b>\$320</b>		<b>\$33</b>
<b>Hammer Township (Yellow Medicine)</b>			
Minnesota Association of Townships	324	10.3%	33
<b>Total for Entity</b>	<b>\$324</b>		<b>\$33</b>
<b>Hammond Township (Polk)</b>			
Minnesota Association of Townships	285	10.3%	29
<b>Total for Entity</b>	<b>\$285</b>		<b>\$29</b>
<b>Hampden Township (Kittson)</b>			
Minnesota Association of Townships	283	10.3%	29
<b>Total for Entity</b>	<b>\$283</b>		<b>\$29</b>
<b>Hampton Township (Dakota)</b>			
Minnesota Association of Townships	627	10.3%	65
<b>Total for Entity</b>	<b>\$627</b>		<b>\$65</b>
<b>Hamre Township (Beltrami)</b>			
Minnesota Association of Townships	275	10.3%	28
<b>Total for Entity</b>	<b>\$275</b>		<b>\$28</b>
<b>Hancock Township (Carver)</b>			
Minnesota Association of Townships	447	10.3%	46
<b>Total for Entity</b>	<b>\$447</b>		<b>\$46</b>

**Table 5**  
**2021 Lobbying Expenditures Paid With Association Dues**  
**Listed by Entity**

Name of Entity (County) Association Name	Total Local Government Dues	Proportion of Dues Used for Lobbying	Total Dues Used for Lobbying
<b>Hangaard Township (Clearwater)</b>			
Minnesota Association of Townships	272	10.3%	28
<b>Total for Entity</b>	<b>\$272</b>		<b>\$28</b>
<b>Hansonville Township (Lincoln)</b>			
Minnesota Association of Townships	297	10.3%	31
<b>Total for Entity</b>	<b>\$297</b>		<b>\$31</b>
<b>Hantho Township (Lac qui Parle)</b>			
Minnesota Association of Townships	300	10.3%	31
<b>Total for Entity</b>	<b>\$300</b>		<b>\$31</b>
<b>Harmony Township (Fillmore)</b>			
Minnesota Association of Townships	465	10.3%	48
<b>Total for Entity</b>	<b>\$465</b>		<b>\$48</b>
<b>Harris Township (Itasca)</b>			
Minnesota Association of Townships	1,453	10.3%	150
<b>Total for Entity</b>	<b>\$1,453</b>		<b>\$150</b>
<b>Harrison Township (Kandiyohi)</b>			
Minnesota Association of Townships	526	10.3%	54
<b>Total for Entity</b>	<b>\$526</b>		<b>\$54</b>
<b>Hart Lake Township (Hubbard)</b>			
Minnesota Association of Townships	504	10.3%	52
<b>Total for Entity</b>	<b>\$504</b>		<b>\$52</b>
<b>Hart Township (Winona)</b>			
Minnesota Association of Townships	447	10.3%	46
<b>Total for Entity</b>	<b>\$447</b>		<b>\$46</b>
<b>Hartford Township (Todd)</b>			
Minnesota Association of Townships	547	10.3%	56
<b>Total for Entity</b>	<b>\$547</b>		<b>\$56</b>
<b>Hartland Township (Freeborn)</b>			
Minnesota Association of Townships	340	10.3%	35
<b>Total for Entity</b>	<b>\$340</b>		<b>\$35</b>

**Table 5**  
**2021 Lobbying Expenditures Paid With Association Dues**  
**Listed by Entity**

Name of Entity (County) Association Name	Total Local Government Dues	Proportion of Dues Used for Lobbying	Total Dues Used for Lobbying
<b>Harvey Township (Meeker)</b>			
Minnesota Association of Townships	460	10.3%	47
<b>Total for Entity</b>	<b>\$460</b>		<b>\$47</b>
<b>Hassan Valley Township (McLeod)</b>			
Minnesota Association of Townships	547	10.3%	56
<b>Total for Entity</b>	<b>\$547</b>		<b>\$56</b>
<b>Haugen Township (Aitkin)</b>			
Minnesota Association of Townships	328	10.3%	34
<b>Total for Entity</b>	<b>\$328</b>		<b>\$34</b>
<b>Havana Township (Steele)</b>			
Minnesota Association of Townships	516	10.3%	53
<b>Total for Entity</b>	<b>\$516</b>		<b>\$53</b>
<b>Havelock Township (Chippewa)</b>			
Minnesota Association of Townships	323	10.3%	33
<b>Total for Entity</b>	<b>\$323</b>		<b>\$33</b>
<b>Haven Township (Sherburne)</b>			
Minnesota Association of Townships	1,071	10.3%	110
<b>Total for Entity</b>	<b>\$1,071</b>		<b>\$110</b>
<b>Haverhill Township (Olmsted)</b>			
Minnesota Association of Townships	892	10.3%	92
<b>Total for Entity</b>	<b>\$892</b>		<b>\$92</b>
<b>Hawk Creek Township (Renville)</b>			
Minnesota Association of Townships	327	10.3%	34
<b>Total for Entity</b>	<b>\$327</b>		<b>\$34</b>
<b>Hawley Township (Clay)</b>			
Minnesota Association of Townships	502	10.3%	52
<b>Total for Entity</b>	<b>\$502</b>		<b>\$52</b>
<b>Hay Brook Township (Kanabec)</b>			
Minnesota Association of Townships	348	10.3%	36
<b>Total for Entity</b>	<b>\$348</b>		<b>\$36</b>

**Table 5**  
**2021 Lobbying Expenditures Paid With Association Dues**  
**Listed by Entity**

Name of Entity (County) Association Name	Total Local Government Dues	Proportion of Dues Used for Lobbying	Total Dues Used for Lobbying
<b>Hay Creek Township (Goodhue)</b>			
Minnesota Association of Townships	622	10.3%	64
<b>Total for Entity</b>	<b>\$622</b>		<b>\$64</b>
<b>Hayes Township (Swift)</b>			
Minnesota Association of Townships	331	10.3%	34
<b>Total for Entity</b>	<b>\$331</b>		<b>\$34</b>
<b>Hayfield Township (Dodge)</b>			
Minnesota Association of Townships	496	10.3%	51
<b>Total for Entity</b>	<b>\$496</b>		<b>\$51</b>
<b>Hayland Township (Mille Lacs)</b>			
Minnesota Association of Townships	507	10.3%	52
<b>Total for Entity</b>	<b>\$507</b>		<b>\$52</b>
<b>Hayward Township (Freeborn)</b>			
Minnesota Association of Townships	447	10.3%	46
<b>Total for Entity</b>	<b>\$447</b>		<b>\$46</b>
<b>Hazel Run Township (Yellow Medicine)</b>			
Minnesota Association of Townships	328	10.3%	34
<b>Total for Entity</b>	<b>\$328</b>		<b>\$34</b>
<b>Hazelton Township (Aitkin)</b>			
Minnesota Association of Townships	632	10.3%	65
<b>Total for Entity</b>	<b>\$632</b>		<b>\$65</b>
<b>Hazelton Township (Kittson)</b>			
Minnesota Association of Townships	302	10.3%	31
<b>Total for Entity</b>	<b>\$302</b>		<b>\$31</b>
<b>Headwaters Regional Development Commission</b>			
Greater Minnesota Partnership	1,000	80.2%	802
League of Minnesota Cities	2,045	11.0%	225
<b>Total for Entity</b>	<b>\$3,045</b>		<b>\$1,027</b>
<b>Hector Township (Renville)</b>			
Minnesota Association of Townships	339	10.3%	35
<b>Total for Entity</b>	<b>\$339</b>		<b>\$35</b>

**Table 5**  
**2021 Lobbying Expenditures Paid With Association Dues**  
**Listed by Entity**

Name of Entity (County) Association Name	Total Local Government Dues	Proportion of Dues Used for Lobbying	Total Dues Used for Lobbying
<b>Hegbert Township (Swift)</b>			
Minnesota Association of Townships	298	10.3%	31
<b>Total for Entity</b>	<b>\$298</b>		<b>\$31</b>
<b>Hegne Township (Norman)</b>			
Minnesota Association of Townships	281	10.3%	29
<b>Total for Entity</b>	<b>\$281</b>		<b>\$29</b>
<b>Heier Township (Mahnomn)</b>			
Minnesota Association of Townships	314	10.3%	32
<b>Total for Entity</b>	<b>\$314</b>		<b>\$32</b>
<b>Height of Land Township (Becker)</b>			
Minnesota Association of Townships	567	10.3%	58
<b>Total for Entity</b>	<b>\$567</b>		<b>\$58</b>
<b>Helen Township (McLeod)</b>			
Minnesota Association of Townships	601	10.3%	62
<b>Total for Entity</b>	<b>\$601</b>		<b>\$62</b>
<b>Helena Township (Scott)</b>			
Minnesota Association of Townships	1,007	10.3%	104
<b>Total for Entity</b>	<b>\$1,007</b>		<b>\$104</b>
<b>Helga Township (Hubbard)</b>			
Minnesota Association of Townships	906	10.3%	93
<b>Total for Entity</b>	<b>\$906</b>		<b>\$93</b>
<b>Helgeland Township (Polk)</b>			
Minnesota Association of Townships	288	10.3%	30
<b>Total for Entity</b>	<b>\$288</b>		<b>\$30</b>
<b>Henderson Township (Sibley)</b>			
Minnesota Association of Townships	576	10.3%	59
<b>Total for Entity</b>	<b>\$576</b>		<b>\$59</b>
<b>Hendricks Township (Lincoln)</b>			
Minnesota Association of Townships	330	10.3%	34
<b>Total for Entity</b>	<b>\$330</b>		<b>\$34</b>

**Table 5**  
**2021 Lobbying Expenditures Paid With Association Dues**  
**Listed by Entity**

Name of Entity (County) Association Name	Total Local Government Dues	Proportion of Dues Used for Lobbying	Total Dues Used for Lobbying
<b>Hendrickson Township (Hubbard)</b>			
Minnesota Association of Townships	445	10.3%	46
<b>Total for Entity</b>	<b>\$445</b>		<b>\$46</b>
<b>Hendrum Township (Norman)</b>			
Minnesota Association of Townships	296	10.3%	30
<b>Total for Entity</b>	<b>\$296</b>		<b>\$30</b>
<b>Hennepin County</b>			
Association of Minnesota Counties	93,570	17.0%	15,907
Minnesota Association of Soil and Water Conservation Districts	5,099	15.0%	765
<b>Total for Entity</b>	<b>\$98,669</b>		<b>\$16,672</b>
<b>Henning Township (Otter Tail)</b>			
Minnesota Association of Townships	458	10.3%	47
<b>Total for Entity</b>	<b>\$458</b>		<b>\$47</b>
<b>Henrietta Township (Hubbard)</b>			
Minnesota Association of Townships	913	10.3%	94
<b>Total for Entity</b>	<b>\$913</b>		<b>\$94</b>
<b>Henryville Township (Renville)</b>			
Minnesota Association of Townships	326	10.3%	34
<b>Total for Entity</b>	<b>\$326</b>		<b>\$34</b>
<b>Hereim Township (Roseau)</b>			
Minnesota Association of Townships	338	10.3%	35
<b>Total for Entity</b>	<b>\$338</b>		<b>\$35</b>
<b>Heron Lake Township (Jackson)</b>			
Minnesota Association of Townships	424	10.3%	44
<b>Total for Entity</b>	<b>\$424</b>		<b>\$44</b>
<b>Heron Lake Watershed District</b>			
Minnesota Association of Watershed Districts	5,969	33.4%	1,994
<b>Total for Entity</b>	<b>\$5,969</b>		<b>\$1,994</b>
<b>Hersey Township (Nobles)</b>			
Minnesota Association of Townships	335	10.3%	35
<b>Total for Entity</b>	<b>\$335</b>		<b>\$35</b>



**Table 5**  
**2021 Lobbying Expenditures Paid With Association Dues**  
**Listed by Entity**

Name of Entity (County) Association Name	Total Local Government Dues	Proportion of Dues Used for Lobbying	Total Dues Used for Lobbying
<b>Hickory Township (Pennington)</b>			
Minnesota Association of Townships	291	10.3%	30
<b>Total for Entity</b>	<b>\$291</b>		<b>\$30</b>
<b>Higdem Township (Polk)</b>			
Minnesota Association of Townships	294	10.3%	30
<b>Total for Entity</b>	<b>\$294</b>		<b>\$30</b>
<b>High Forest Township (Olmsted)</b>			
Minnesota Association of Townships	734	10.3%	76
<b>Total for Entity</b>	<b>\$734</b>		<b>\$76</b>
<b>High Island Creek Watershed District</b>			
Minnesota Association of Watershed Districts	2,945	33.4%	984
<b>Total for Entity</b>	<b>\$2,945</b>		<b>\$984</b>
<b>Highland Grove Township (Clay)</b>			
Minnesota Association of Townships	437	10.3%	45
<b>Total for Entity</b>	<b>\$437</b>		<b>\$45</b>
<b>Highland Township (Wabasha)</b>			
Minnesota Association of Townships	481	10.3%	50
<b>Total for Entity</b>	<b>\$481</b>		<b>\$50</b>
<b>Highlanding Township (Pennington)</b>			
Minnesota Association of Townships	330	10.3%	34
<b>Total for Entity</b>	<b>\$330</b>		<b>\$34</b>
<b>Highwater Township (Cottonwood)</b>			
Minnesota Association of Townships	318	10.3%	33
<b>Total for Entity</b>	<b>\$318</b>		<b>\$33</b>
<b>Hill Lake Township (Aitkin)</b>			
Minnesota Association of Townships	481	10.3%	50
<b>Total for Entity</b>	<b>\$481</b>		<b>\$50</b>
<b>Hill River Township (Polk)</b>			
Minnesota Association of Townships	320	10.3%	33
<b>Total for Entity</b>	<b>\$320</b>		<b>\$33</b>

**Table 5**  
**2021 Lobbying Expenditures Paid With Association Dues**  
**Listed by Entity**

Name of Entity (County) Association Name	Total Local Government Dues	Proportion of Dues Used for Lobbying	Total Dues Used for Lobbying
<b>Hill Township (Kittson)</b>			
Minnesota Association of Townships	277	10.3%	29
<b>Total for Entity</b>	<b>\$277</b>		<b>\$29</b>
<b>Hillman Township (Kanabec)</b>			
Minnesota Association of Townships	479	10.3%	49
<b>Total for Entity</b>	<b>\$479</b>		<b>\$49</b>
<b>Hillman Township (Morrison)</b>			
Minnesota Association of Townships	336	10.3%	35
<b>Total for Entity</b>	<b>\$336</b>		<b>\$35</b>
<b>Hillsdale Township (Winona)</b>			
Minnesota Association of Townships	622	10.3%	64
<b>Total for Entity</b>	<b>\$622</b>		<b>\$64</b>
<b>Hinckley Township (Pine)</b>			
Minnesota Association of Townships	597	10.3%	61
<b>Total for Entity</b>	<b>\$597</b>		<b>\$61</b>
<b>Hines Township (Beltrami)</b>			
Minnesota Association of Townships	557	10.3%	57
<b>Total for Entity</b>	<b>\$557</b>		<b>\$57</b>
<b>Hiram Township (Cass)</b>			
Minnesota Association of Townships	447	10.3%	46
<b>Total for Entity</b>	<b>\$447</b>		<b>\$46</b>
<b>Hobart Township (Otter Tail)</b>			
Minnesota Association of Townships	600	10.3%	62
<b>Total for Entity</b>	<b>\$600</b>		<b>\$62</b>
<b>Hodges Township (Stevens)</b>			
Minnesota Association of Townships	435	10.3%	45
<b>Total for Entity</b>	<b>\$435</b>		<b>\$45</b>
<b>Hoff Township (Pope)</b>			
Minnesota Association of Townships	319	10.3%	33
<b>Total for Entity</b>	<b>\$319</b>		<b>\$33</b>

**Table 5**  
**2021 Lobbying Expenditures Paid With Association Dues**  
**Listed by Entity**

Name of Entity (County) Association Name	Total Local Government Dues	Proportion of Dues Used for Lobbying	Total Dues Used for Lobbying
<b>Hokah Township (Houston)</b>			
Minnesota Association of Townships	488	10.3%	50
<b>Total for Entity</b>	<b>\$488</b>		<b>\$50</b>
<b>Holden Township (Goodhue)</b>			
Minnesota Association of Townships	483	10.3%	50
<b>Total for Entity</b>	<b>\$483</b>		<b>\$50</b>
<b>Holding Township (Stearns)</b>			
Minnesota Association of Townships	788	10.3%	81
<b>Total for Entity</b>	<b>\$788</b>		<b>\$81</b>
<b>Holland Township (Kandiyohi)</b>			
Minnesota Association of Townships	450	10.3%	46
<b>Total for Entity</b>	<b>\$450</b>		<b>\$46</b>
<b>Holly Township (Murray)</b>			
Minnesota Association of Townships	304	10.3%	31
<b>Total for Entity</b>	<b>\$304</b>		<b>\$31</b>
<b>Hollywood Township (Carver)</b>			
Minnesota Association of Townships	731	10.3%	75
<b>Total for Entity</b>	<b>\$731</b>		<b>\$75</b>
<b>Holmes City Township (Douglas)</b>			
Minnesota Association of Townships	604	10.3%	62
<b>Total for Entity</b>	<b>\$604</b>		<b>\$62</b>
<b>Holmesville Township (Becker)</b>			
Minnesota Association of Townships	513	10.3%	53
<b>Total for Entity</b>	<b>\$513</b>		<b>\$53</b>
<b>Holst Township (Clearwater)</b>			
Minnesota Association of Townships	462	10.3%	48
<b>Total for Entity</b>	<b>\$462</b>		<b>\$48</b>
<b>Holt Township (Fillmore)</b>			
Minnesota Association of Townships	423	10.3%	44
<b>Total for Entity</b>	<b>\$423</b>		<b>\$44</b>

**Table 5**  
**2021 Lobbying Expenditures Paid With Association Dues**  
**Listed by Entity**

Name of Entity (County) Association Name	Total Local Government Dues	Proportion of Dues Used for Lobbying	Total Dues Used for Lobbying
<b>Holt Township (Marshall)</b>			
Minnesota Association of Townships	308	10.3%	32
<b>Total for Entity</b>	<b>\$308</b>		<b>\$32</b>
<b>Holy Cross Township (Clay)</b>			
Minnesota Association of Townships	312	10.3%	32
<b>Total for Entity</b>	<b>\$312</b>		<b>\$32</b>
<b>Holyoke Township (Carlton)</b>			
Minnesota Association of Townships	328	10.3%	34
<b>Total for Entity</b>	<b>\$328</b>		<b>\$34</b>
<b>Home Brook Township (Cass)</b>			
Minnesota Association of Townships	434	10.3%	45
<b>Total for Entity</b>	<b>\$434</b>		<b>\$45</b>
<b>Home Lake Township (Norman)</b>			
Minnesota Association of Townships	311	10.3%	32
<b>Total for Entity</b>	<b>\$311</b>		<b>\$32</b>
<b>Home Township (Brown)</b>			
Minnesota Association of Townships	497	10.3%	51
<b>Total for Entity</b>	<b>\$497</b>		<b>\$51</b>
<b>Homer Township (Winona)</b>			
Minnesota Association of Townships	833	10.3%	86
<b>Total for Entity</b>	<b>\$833</b>		<b>\$86</b>
<b>Homestead Township (Otter Tail)</b>			
Minnesota Association of Townships	455	10.3%	47
<b>Total for Entity</b>	<b>\$455</b>		<b>\$47</b>
<b>Honner Township (Redwood)</b>			
Minnesota Association of Townships	294	10.3%	30
<b>Total for Entity</b>	<b>\$294</b>		<b>\$30</b>
<b>Hope Township (Lincoln)</b>			
Minnesota Association of Townships	425	10.3%	44
<b>Total for Entity</b>	<b>\$425</b>		<b>\$44</b>

**Table 5**  
**2021 Lobbying Expenditures Paid With Association Dues**  
**Listed by Entity**

Name of Entity (County) Association Name	Total Local Government Dues	Proportion of Dues Used for Lobbying	Total Dues Used for Lobbying
<b>Hornet Township (Beltrami)</b>			
Minnesota Association of Townships	348	10.3%	36
<b>Total for Entity</b>	<b>\$348</b>		<b>\$36</b>
<b>Horton Township (Stevens)</b>			
Minnesota Association of Townships	323	10.3%	33
<b>Total for Entity</b>	<b>\$323</b>		<b>\$33</b>
<b>Houston County</b>			
Association of Minnesota Counties	11,272	17.0%	1,916
<b>Total for Entity</b>	<b>\$11,272</b>		<b>\$1,916</b>
<b>Houston Township (Houston)</b>			
Minnesota Association of Townships	452	10.3%	47
<b>Total for Entity</b>	<b>\$452</b>		<b>\$47</b>
<b>Hubbard County</b>			
Association of Minnesota Counties	12,568	17.0%	2,137
Minnesota Rural Counties Caucus	2,300	43.0%	989
<b>Total for Entity</b>	<b>\$14,868</b>		<b>\$3,126</b>
<b>Hubbard County Soil and Water Conservation District</b>			
Minnesota Association of Soil and Water Conservation Districts	3,599	15.0%	540
<b>Total for Entity</b>	<b>\$3,599</b>		<b>\$540</b>
<b>Hubbard Township (Hubbard)</b>			
Minnesota Association of Townships	595	10.3%	61
<b>Total for Entity</b>	<b>\$595</b>		<b>\$61</b>
<b>Hubbard Township (Polk)</b>			
Minnesota Association of Townships	292	10.3%	30
<b>Total for Entity</b>	<b>\$292</b>		<b>\$30</b>
<b>Hudson Township (Douglas)</b>			
Minnesota Association of Townships	637	10.3%	66
<b>Total for Entity</b>	<b>\$637</b>		<b>\$66</b>
<b>Humboldt Township (Clay)</b>			
Minnesota Association of Townships	430	10.3%	44
<b>Total for Entity</b>	<b>\$430</b>		<b>\$44</b>

**Table 5**  
**2021 Lobbying Expenditures Paid With Association Dues**  
**Listed by Entity**

Name of Entity (County) Association Name	Total Local Government Dues	Proportion of Dues Used for Lobbying	Total Dues Used for Lobbying
<b>Hunter Township (Jackson)</b>			
Minnesota Association of Townships	334	10.3%	34
<b>Total for Entity</b>	<b>\$334</b>		<b>\$34</b>
<b>Huntersville Township (Wadena)</b>			
Minnesota Association of Townships	307	10.3%	32
<b>Total for Entity</b>	<b>\$307</b>		<b>\$32</b>
<b>Huntly Township (Marshall)</b>			
Minnesota Association of Townships	299	10.3%	31
<b>Total for Entity</b>	<b>\$299</b>		<b>\$31</b>
<b>Huntsville Township (Polk)</b>			
Minnesota Association of Townships	483	10.3%	50
<b>Total for Entity</b>	<b>\$483</b>		<b>\$50</b>
<b>Huss Township (Roseau)</b>			
Minnesota Association of Townships	305	10.3%	31
<b>Total for Entity</b>	<b>\$305</b>		<b>\$31</b>
<b>Hutchinson Township (McLeod)</b>			
Minnesota Association of Townships	794	10.3%	82
<b>Total for Entity</b>	<b>\$794</b>		<b>\$82</b>
<b>Hyde Park Township (Wabasha)</b>			
Minnesota Association of Townships	424	10.3%	44
<b>Total for Entity</b>	<b>\$424</b>		<b>\$44</b>
<b>I.S.D. # 1 - Aitkin</b>			
Minnesota Rural Education Association	2,129	36.3%	773
Minnesota School Boards Association	4,910	8.8%	432
Range Association of Municipalities and Schools	1,250	75.1%	939
<b>Total for Entity</b>	<b>\$8,289</b>		<b>\$2,144</b>
<b>I.S.D. # 100 - Wrenshall</b>			
Minnesota Rural Education Association	1,357	36.3%	493
Minnesota School Boards Association	3,062	8.8%	269
<b>Total for Entity</b>	<b>\$4,419</b>		<b>\$762</b>

**Table 5**  
**2021 Lobbying Expenditures Paid With Association Dues**  
**Listed by Entity**

Name of Entity (County) Association Name	Total Local Government Dues	Proportion of Dues Used for Lobbying	Total Dues Used for Lobbying
<b>I.S.D. # 1000 - Perpich Center for Arts Education</b>			
Minnesota Rural Education Association	540	36.3%	196
<b>Total for Entity</b>	<b>\$540</b>		<b>\$196</b>
<b>I.S.D. # 108 - Norwood</b>			
Minnesota School Boards Association	4,497	8.8%	396
<b>Total for Entity</b>	<b>\$4,497</b>		<b>\$396</b>
<b>I.S.D. # 11 - Anoka-Hennepin</b>			
Association of Metropolitan School Districts, Inc.	11,798	74.8%	8,825
Minnesota School Boards Association	18,109	8.8%	1,594
Schools for Equity in Education	21,702	80.2%	17,405
<b>Total for Entity</b>	<b>\$51,609</b>		<b>\$27,824</b>
<b>I.S.D. # 110 - Waconia</b>			
Minnesota School Boards Association	9,527	8.8%	838
Schools for Equity in Education	5,786	80.2%	4,640
<b>Total for Entity</b>	<b>\$15,313</b>		<b>\$5,478</b>
<b>I.S.D. # 111 - Watertown-Mayer</b>			
Minnesota Rural Education Association	2,250	36.3%	817
Minnesota School Boards Association	5,933	8.8%	522
<b>Total for Entity</b>	<b>\$8,183</b>		<b>\$1,339</b>
<b>I.S.D. # 112 - Eastern Carver County</b>			
Association of Metropolitan School Districts, Inc.	11,750	74.8%	8,789
Minnesota School Boards Association	14,938	8.8%	1,315
<b>Total for Entity</b>	<b>\$26,688</b>		<b>\$10,104</b>
<b>I.S.D. # 113 - Walker-Hackensack-Akeley</b>			
Minnesota Rural Education Association	1,745	36.3%	633
Minnesota School Boards Association	3,996	8.8%	352
<b>Total for Entity</b>	<b>\$5,741</b>		<b>\$985</b>
<b>I.S.D. # 115 - Cass Lake-Bena Schools</b>			
Minnesota Rural Education Association	2,192	36.3%	796
Minnesota School Boards Association	4,889	8.8%	430
<b>Total for Entity</b>	<b>\$7,081</b>		<b>\$1,226</b>

**Table 5**  
**2021 Lobbying Expenditures Paid With Association Dues**  
**Listed by Entity**

Name of Entity (County) Association Name	Total Local Government Dues	Proportion of Dues Used for Lobbying	Total Dues Used for Lobbying
<b>I.S.D. # 116 - Pillager</b>			
Minnesota Rural Education Association	2,193	36.3%	796
Minnesota School Boards Association	4,947	8.8%	435
<b>Total for Entity</b>	<b>\$7,140</b>		<b>\$1,231</b>
<b>I.S.D. # 118 - Northland Community Schools</b>			
Minnesota Rural Education Association	1,067	36.3%	387
Minnesota School Boards Association	2,953	8.8%	260
<b>Total for Entity</b>	<b>\$4,020</b>		<b>\$647</b>
<b>I.S.D. # 12 - Centennial</b>			
Association of Metropolitan School Districts, Inc.	1,000	74.8%	748
Minnesota School Boards Association	12,592	8.8%	1,108
Schools for Equity in Education	9,017	80.2%	7,232
<b>Total for Entity</b>	<b>\$22,609</b>		<b>\$9,088</b>
<b>I.S.D. # 129 - Montevideo</b>			
Minnesota Rural Education Association	2,125	36.3%	771
Minnesota School Boards Association	5,856	8.8%	515
<b>Total for Entity</b>	<b>\$7,981</b>		<b>\$1,286</b>
<b>I.S.D. # 13 - Columbia Heights</b>			
Association of Metropolitan School Districts, Inc.	8,542	74.8%	6,389
Minnesota School Boards Association	8,753	8.8%	770
<b>Total for Entity</b>	<b>\$17,295</b>		<b>\$7,159</b>
<b>I.S.D. # 138 - North Branch</b>			
Minnesota Rural Education Association	2,250	36.3%	817
Minnesota School Boards Association	7,678	8.8%	676
Schools for Equity in Education	3,881	80.2%	3,113
<b>Total for Entity</b>	<b>\$13,809</b>		<b>\$4,606</b>
<b>I.S.D. # 139 - Rush City</b>			
Minnesota School Boards Association	4,288	8.8%	377
Schools for Equity in Education	2,243	80.2%	1,799
<b>Total for Entity</b>	<b>\$6,531</b>		<b>\$2,176</b>



**Table 5**  
**2021 Lobbying Expenditures Paid With Association Dues**  
**Listed by Entity**

Name of Entity (County) Association Name	Total Local Government Dues	Proportion of Dues Used for Lobbying	Total Dues Used for Lobbying
<b>I.S.D. # 14 - Fridley</b>			
Association of Metropolitan School Districts, Inc.	7,888	74.8%	5,900
Minnesota School Boards Association	8,123	8.8%	715
Schools for Equity in Education	4,312	80.2%	3,458
<b>Total for Entity</b>	<b>\$20,323</b>		<b>\$10,073</b>
<b>I.S.D. # 146 - Barnesville</b>			
Minnesota Rural Education Association	1,747	36.3%	634
Minnesota School Boards Association	4,345	8.8%	382
<b>Total for Entity</b>	<b>\$6,092</b>		<b>\$1,016</b>
<b>I.S.D. # 15 - Saint Francis</b>			
Minnesota School Boards Association	9,742	8.8%	857
Schools for Equity in Education	5,948	80.2%	4,770
<b>Total for Entity</b>	<b>\$15,690</b>		<b>\$5,627</b>
<b>I.S.D. # 150 - Hawley</b>			
Minnesota Rural Education Association	1,844	36.3%	669
Minnesota School Boards Association	4,593	8.8%	404
<b>Total for Entity</b>	<b>\$6,437</b>		<b>\$1,073</b>
<b>I.S.D. # 152 - Moorhead</b>			
Minnesota Rural Education Association	2,250	36.3%	817
Minnesota School Boards Association	12,861	8.8%	1,132
<b>Total for Entity</b>	<b>\$15,111</b>		<b>\$1,949</b>
<b>I.S.D. # 16 - Spring Lake Park</b>			
Association of Metropolitan School Districts, Inc.	9,447	74.8%	7,066
Minnesota School Boards Association	12,011	8.8%	1,057
<b>Total for Entity</b>	<b>\$21,458</b>		<b>\$8,123</b>
<b>I.S.D. # 160 - Minnesota State Academies</b>			
Minnesota Rural Education Association	540	36.3%	196
<b>Total for Entity</b>	<b>\$540</b>		<b>\$196</b>
<b>I.S.D. # 162 - Bagley</b>			
Minnesota Rural Education Association	2,013	36.3%	731
Minnesota School Boards Association	4,534	8.8%	399
<b>Total for Entity</b>	<b>\$6,547</b>		<b>\$1,130</b>

**Table 5**  
**2021 Lobbying Expenditures Paid With Association Dues**  
**Listed by Entity**

Name of Entity (County) Association Name	Total Local Government Dues	Proportion of Dues Used for Lobbying	Total Dues Used for Lobbying
<b>I.S.D. # 166 - Cook County</b>			
Minnesota Rural Education Association	1,134	36.3%	412
Minnesota School Boards Association	3,291	8.8%	290
Range Association of Municipalities and Schools	1,250	75.1%	939
<b>Total for Entity</b>	<b>\$5,675</b>		<b>\$1,641</b>
<b>I.S.D. # 173 - Mountain Lake</b>			
Minnesota Rural Education Association	1,479	36.3%	537
Minnesota School Boards Association	3,411	8.8%	300
<b>Total for Entity</b>	<b>\$4,890</b>		<b>\$837</b>
<b>I.S.D. # 177 - Windom</b>			
Minnesota Rural Education Association	1,981	36.3%	719
Minnesota School Boards Association	4,833	8.8%	425
<b>Total for Entity</b>	<b>\$6,814</b>		<b>\$1,144</b>
<b>I.S.D. # 181 - Brainerd</b>			
Minnesota Rural Education Association	2,250	36.3%	817
Minnesota School Boards Association	12,492	8.8%	1,099
<b>Total for Entity</b>	<b>\$14,742</b>		<b>\$1,916</b>
<b>I.S.D. # 182 - Crosby-Ironton</b>			
Minnesota Rural Education Association	1,987	36.3%	721
Minnesota School Boards Association	4,636	8.8%	408
Range Association of Municipalities and Schools	1,250	75.1%	939
<b>Total for Entity</b>	<b>\$7,873</b>		<b>\$2,068</b>
<b>I.S.D. # 186 - Pequot Lakes</b>			
Minnesota Rural Education Association	2,125	36.3%	771
Minnesota School Boards Association	6,300	8.8%	554
<b>Total for Entity</b>	<b>\$8,425</b>		<b>\$1,325</b>
<b>I.S.D. # 191 - Burnsville</b>			
Association of Metropolitan School Districts, Inc.	11,595	74.8%	8,673
Minnesota School Boards Association	13,922	8.8%	1,225
<b>Total for Entity</b>	<b>\$25,517</b>		<b>\$9,898</b>

**Table 5**  
**2021 Lobbying Expenditures Paid With Association Dues**  
**Listed by Entity**

Name of Entity (County) Association Name	Total Local Government Dues	Proportion of Dues Used for Lobbying	Total Dues Used for Lobbying
<b>I.S.D. # 192 - Farmington</b>			
Association of Metropolitan School Districts, Inc.	10,267	74.8%	7,680
Minnesota School Boards Association	13,089	8.8%	1,152
<b>Total for Entity</b>	<b>\$23,356</b>		<b>\$8,832</b>
<b>I.S.D. # 194 - Lakeville</b>			
Association of Metropolitan School Districts, Inc.	11,798	74.8%	8,825
Minnesota School Boards Association	15,460	8.8%	1,360
<b>Total for Entity</b>	<b>\$27,258</b>		<b>\$10,185</b>
<b>I.S.D. # 195 - Randolph</b>			
Minnesota School Boards Association	3,850	8.8%	339
<b>Total for Entity</b>	<b>\$3,850</b>		<b>\$339</b>
<b>I.S.D. # 196 - Rosemount-Apple Valley-Eagan</b>			
Association of Metropolitan School Districts, Inc.	11,798	74.8%	8,825
Minnesota School Boards Association	18,109	8.8%	1,594
Schools for Equity in Education	19,486	80.2%	15,628
<b>Total for Entity</b>	<b>\$49,393</b>		<b>\$26,047</b>
<b>I.S.D. # 197 - West Saint Paul-Mendota Heights-Eagan</b>			
Association of Metropolitan School Districts, Inc.	9,193	74.8%	6,876
Minnesota School Boards Association	11,085	8.8%	975
<b>Total for Entity</b>	<b>\$20,278</b>		<b>\$7,851</b>
<b>I.S.D. # 199 - Inver Grove Heights Schools</b>			
Association of Metropolitan School Districts, Inc.	8,610	74.8%	6,440
Minnesota School Boards Association	8,960	8.8%	788
<b>Total for Entity</b>	<b>\$17,570</b>		<b>\$7,228</b>
<b>I.S.D. # 1S - Minneapolis</b>			
Association of Metropolitan School Districts, Inc.	11,798	74.8%	8,825
Minnesota School Boards Association	18,109	8.8%	1,594
<b>Total for Entity</b>	<b>\$29,907</b>		<b>\$10,419</b>
<b>I.S.D. # 2 - Hill City</b>			
Minnesota Rural Education Association	1,000	36.3%	363
Minnesota School Boards Association	2,770	8.8%	244
<b>Total for Entity</b>	<b>\$3,770</b>		<b>\$607</b>

**Table 5**  
**2021 Lobbying Expenditures Paid With Association Dues**  
**Listed by Entity**

Name of Entity (County) Association Name	Total Local Government Dues	Proportion of Dues Used for Lobbying	Total Dues Used for Lobbying
<b>I.S.D. # 200 - Hastings</b>			
Association of Metropolitan School Districts, Inc.	8,864	74.8%	6,630
Minnesota School Boards Association	9,800	8.8%	862
Schools for Equity in Education	5,842	80.2%	4,685
<b>Total for Entity</b>	<b>\$24,506</b>		<b>\$12,177</b>
<b>I.S.D. # 203 - Hayfield</b>			
Minnesota Rural Education Association	1,652	36.3%	600
Minnesota School Boards Association	3,910	8.8%	344
<b>Total for Entity</b>	<b>\$5,562</b>		<b>\$944</b>
<b>I.S.D. # 204 - Kasson-Mantorville</b>			
Minnesota Rural Education Association	2,250	36.3%	817
Minnesota School Boards Association	7,134	8.8%	628
Schools for Equity in Education	3,453	80.2%	2,769
<b>Total for Entity</b>	<b>\$12,837</b>		<b>\$4,214</b>
<b>I.S.D. # 206 - Alexandria</b>			
Minnesota Rural Education Association	2,250	36.3%	817
Minnesota School Boards Association	9,703	8.8%	854
<b>Total for Entity</b>	<b>\$11,953</b>		<b>\$1,671</b>
<b>I.S.D. # 2071 - Lake Crystal-Wellcome Memorial</b>			
Minnesota Rural Education Association	1,912	36.3%	694
Minnesota School Boards Association	4,493	8.8%	395
<b>Total for Entity</b>	<b>\$6,405</b>		<b>\$1,089</b>
<b>I.S.D. # 2125 - Triton</b>			
Minnesota Rural Education Association	2,071	36.3%	752
Minnesota School Boards Association	4,707	8.8%	414
<b>Total for Entity</b>	<b>\$6,778</b>		<b>\$1,166</b>
<b>I.S.D. # 213 - Osakis</b>			
Minnesota Rural Education Association	1,724	36.3%	626
Minnesota School Boards Association	4,266	8.8%	375
<b>Total for Entity</b>	<b>\$5,990</b>		<b>\$1,001</b>

**Table 5**  
**2021 Lobbying Expenditures Paid With Association Dues**  
**Listed by Entity**

Name of Entity (County) Association Name	Total Local Government Dues	Proportion of Dues Used for Lobbying	Total Dues Used for Lobbying
<b>I.S.D. # 2134 - United South Central</b>			
Minnesota Rural Education Association	1,606	36.3%	583
Minnesota School Boards Association	3,956	8.8%	348
<b>Total for Entity</b>	<b>\$5,562</b>		<b>\$931</b>
<b>I.S.D. # 2135 - Maple River</b>			
Minnesota Rural Education Association	1,837	36.3%	667
Minnesota School Boards Association	4,331	8.8%	381
<b>Total for Entity</b>	<b>\$6,168</b>		<b>\$1,048</b>
<b>I.S.D. # 2137 - Kingsland</b>			
Minnesota Rural Education Association	1,467	36.3%	533
Minnesota School Boards Association	3,587	8.8%	316
<b>Total for Entity</b>	<b>\$5,054</b>		<b>\$849</b>
<b>I.S.D. # 2142 - Saint Louis County</b>			
Minnesota Rural Education Association	2,125	36.3%	771
Minnesota School Boards Association	6,776	8.8%	596
Range Association of Municipalities and Schools	1,750	75.1%	1,314
<b>Total for Entity</b>	<b>\$10,651</b>		<b>\$2,681</b>
<b>I.S.D. # 2143 - Waterville-Elysian-Morristown</b>			
Minnesota Rural Education Association	1,751	36.3%	636
Minnesota School Boards Association	4,116	8.8%	362
<b>Total for Entity</b>	<b>\$5,867</b>		<b>\$998</b>
<b>I.S.D. # 2144 - Chisago Lakes</b>			
Minnesota School Boards Association	8,797	8.8%	774
Schools for Equity in Education	4,990	80.2%	4,002
<b>Total for Entity</b>	<b>\$13,787</b>		<b>\$4,776</b>
<b>I.S.D. # 2149 - Minnewaska</b>			
Minnesota Rural Education Association	2,250	36.3%	817
Minnesota School Boards Association	5,157	8.8%	454
<b>Total for Entity</b>	<b>\$7,407</b>		<b>\$1,271</b>
<b>I.S.D. # 2154 - Eveleth-Gilbert</b>			
Minnesota Rural Education Association	1,062	36.3%	386
<b>Total for Entity</b>	<b>\$1,062</b>		<b>\$386</b>

**Table 5**  
**2021 Lobbying Expenditures Paid With Association Dues**  
**Listed by Entity**

Name of Entity (County) Association Name	Total Local Government Dues	Proportion of Dues Used for Lobbying	Total Dues Used for Lobbying
<b>I.S.D. # 2155 - Wadena-Deer Creek</b>			
Minnesota Rural Education Association	1,910	36.3%	693
Minnesota School Boards Association	4,768	8.8%	420
<b>Total for Entity</b>	<b>\$6,678</b>		<b>\$1,113</b>
<b>I.S.D. # 2159 - Buffalo Lake-Hector</b>			
Minnesota Rural Education Association	1,396	36.3%	507
Minnesota School Boards Association	3,417	8.8%	301
<b>Total for Entity</b>	<b>\$4,813</b>		<b>\$808</b>
<b>I.S.D. # 2164 - Dilworth-Glyndon-Felton</b>			
Minnesota Rural Education Association	2,250	36.3%	817
Minnesota School Boards Association	5,991	8.8%	527
<b>Total for Entity</b>	<b>\$8,241</b>		<b>\$1,344</b>
<b>I.S.D. # 2165 - Hinckley-Finlayson</b>			
Minnesota School Boards Association	4,528	8.8%	398
Schools for Equity in Education	2,306	80.2%	1,849
<b>Total for Entity</b>	<b>\$6,834</b>		<b>\$2,247</b>
<b>I.S.D. # 2167 - Lakeview</b>			
Minnesota Rural Education Association	1,616	36.3%	587
Minnesota School Boards Association	3,766	8.8%	331
<b>Total for Entity</b>	<b>\$5,382</b>		<b>\$918</b>
<b>I.S.D. # 2168 - N.R.H.E.G.</b>			
Minnesota Rural Education Association	1,841	36.3%	668
Minnesota School Boards Association	4,325	8.8%	381
<b>Total for Entity</b>	<b>\$6,166</b>		<b>\$1,049</b>
<b>I.S.D. # 2169 - Murray County Central</b>			
Minnesota Rural Education Association	1,613	36.3%	586
Minnesota School Boards Association	3,987	8.8%	351
<b>Total for Entity</b>	<b>\$5,600</b>		<b>\$937</b>
<b>I.S.D. # 2170 - Staples-Motley</b>			
Minnesota Rural Education Association	1,916	36.3%	696
Minnesota School Boards Association	4,666	8.8%	411
<b>Total for Entity</b>	<b>\$6,582</b>		<b>\$1,107</b>

**Table 5**  
**2021 Lobbying Expenditures Paid With Association Dues**  
**Listed by Entity**

Name of Entity (County) Association Name	Total Local Government Dues	Proportion of Dues Used for Lobbying	Total Dues Used for Lobbying
<b>I.S.D. # 2171 - Kittson Central</b>			
Minnesota Rural Education Association	1,215	36.3%	441
Minnesota School Boards Association	2,713	8.8%	239
<b>Total for Entity</b>	<b>\$3,928</b>		<b>\$680</b>
<b>I.S.D. # 2172 - Kenyon-Wanamingo</b>			
Minnesota Rural Education Association	1,063	36.3%	386
Minnesota School Boards Association	4,004	8.8%	352
<b>Total for Entity</b>	<b>\$5,067</b>		<b>\$738</b>
<b>I.S.D. # 2174 - Pine River-Backus</b>			
Minnesota Rural Education Association	1,896	36.3%	688
Minnesota School Boards Association	4,444	8.8%	391
<b>Total for Entity</b>	<b>\$6,340</b>		<b>\$1,079</b>
<b>I.S.D. # 2176 - Warren-Alvarado-Oslo</b>			
Minnesota Rural Education Association	1,494	36.3%	542
Minnesota School Boards Association	3,426	8.8%	301
<b>Total for Entity</b>	<b>\$4,920</b>		<b>\$843</b>
<b>I.S.D. # 2180 - M.A.C.C.R.A.Y.</b>			
Minnesota Rural Education Association	1,601	36.3%	581
Minnesota School Boards Association	4,032	8.8%	355
<b>Total for Entity</b>	<b>\$5,633</b>		<b>\$936</b>
<b>I.S.D. # 2184 - Luverne</b>			
Minnesota Rural Education Association	2,189	36.3%	795
Minnesota School Boards Association	5,050	8.8%	444
<b>Total for Entity</b>	<b>\$7,239</b>		<b>\$1,239</b>
<b>I.S.D. # 2190 - Yellow Medicine East</b>			
Minnesota Rural Education Association	1,669	36.3%	606
Minnesota School Boards Association	3,845	8.8%	338
<b>Total for Entity</b>	<b>\$5,514</b>		<b>\$944</b>
<b>I.S.D. # 2198 - Fillmore Central</b>			
Minnesota Rural Education Association	1,503	36.3%	546
Minnesota School Boards Association	3,696	8.8%	325
<b>Total for Entity</b>	<b>\$5,199</b>		<b>\$871</b>

**Table 5**  
**2021 Lobbying Expenditures Paid With Association Dues**  
**Listed by Entity**

Name of Entity (County) Association Name	Total Local Government Dues	Proportion of Dues Used for Lobbying	Total Dues Used for Lobbying
<b>I.S.D. # 22 - Detroit Lakes</b>			
Minnesota Rural Education Association	2,250	36.3%	817
Minnesota School Boards Association	8,174	8.8%	719
<b>Total for Entity</b>	<b>\$10,424</b>		<b>\$1,536</b>
<b>I.S.D. # 2215 - Norman County East</b>			
Minnesota Rural Education Association	1,251	36.3%	454
Minnesota School Boards Association	2,771	8.8%	244
<b>Total for Entity</b>	<b>\$4,022</b>		<b>\$698</b>
<b>I.S.D. # 227 - Chatfield</b>			
Minnesota Rural Education Association	1,857	36.3%	674
Minnesota School Boards Association	4,319	8.8%	380
<b>Total for Entity</b>	<b>\$6,176</b>		<b>\$1,054</b>
<b>I.S.D. # 229 - Lanesboro</b>			
Minnesota Rural Education Association	1,343	36.3%	488
Minnesota School Boards Association	3,023	8.8%	266
<b>Total for Entity</b>	<b>\$4,366</b>		<b>\$754</b>
<b>I.S.D. # 23 - Frazee-Vergas</b>			
Minnesota Rural Education Association	1,838	36.3%	667
Minnesota School Boards Association	4,310	8.8%	379
<b>Total for Entity</b>	<b>\$6,148</b>		<b>\$1,046</b>
<b>I.S.D. # 2310 - Sibley East</b>			
Minnesota Rural Education Association	2,119	36.3%	769
Minnesota School Boards Association	4,843	8.8%	426
<b>Total for Entity</b>	<b>\$6,962</b>		<b>\$1,195</b>
<b>I.S.D. # 2311 - Clearbrook-Gonvick</b>			
Minnesota Rural Education Association	1,444	36.3%	524
Minnesota School Boards Association	3,263	8.8%	287
<b>Total for Entity</b>	<b>\$4,707</b>		<b>\$811</b>
<b>I.S.D. # 2342 - West Central Area</b>			
Minnesota Rural Education Association	1,660	36.3%	603
Minnesota School Boards Association	4,221	8.8%	371
<b>Total for Entity</b>	<b>\$5,881</b>		<b>\$974</b>



**Table 5**  
**2021 Lobbying Expenditures Paid With Association Dues**  
**Listed by Entity**

Name of Entity (County) Association Name	Total Local Government Dues	Proportion of Dues Used for Lobbying	Total Dues Used for Lobbying
<b>I.S.D. # 2358 - Tri-County</b>			
Minnesota Rural Education Association	1,186	36.3%	431
Minnesota School Boards Association	2,610	8.8%	230
<b>Total for Entity</b>	<b>\$3,796</b>		<b>\$661</b>
<b>I.S.D. # 2364 - Belgrade-Brooten-Elrosa</b>			
Minnesota Rural Education Association	1,514	36.3%	550
Minnesota School Boards Association	3,730	8.8%	328
<b>Total for Entity</b>	<b>\$5,244</b>		<b>\$878</b>
<b>I.S.D. # 2365 - G.F.W.</b>			
Minnesota Rural Education Association	1,669	36.3%	606
Minnesota School Boards Association	3,926	8.8%	345
<b>Total for Entity</b>	<b>\$5,595</b>		<b>\$951</b>
<b>I.S.D. # 238 - Mabel-Canton</b>			
Minnesota Rural Education Association	1,170	36.3%	425
Minnesota School Boards Association	2,767	8.8%	243
<b>Total for Entity</b>	<b>\$3,937</b>		<b>\$668</b>
<b>I.S.D. # 239 - Rushford-Peterson</b>			
Minnesota Rural Education Association	1,583	36.3%	575
Minnesota School Boards Association	3,879	8.8%	341
<b>Total for Entity</b>	<b>\$5,462</b>		<b>\$916</b>
<b>I.S.D. # 2396 - A.C.G.C.</b>			
Minnesota Rural Education Association	1,824	36.3%	662
Minnesota School Boards Association	4,312	8.8%	379
<b>Total for Entity</b>	<b>\$6,136</b>		<b>\$1,041</b>
<b>I.S.D. # 2397 - Le Sueur-Henderson</b>			
Minnesota Rural Education Association	1,944	36.3%	706
Minnesota School Boards Association	4,554	8.8%	401
<b>Total for Entity</b>	<b>\$6,498</b>		<b>\$1,107</b>

**Table 5**  
**2021 Lobbying Expenditures Paid With Association Dues**  
**Listed by Entity**

Name of Entity (County) Association Name	Total Local Government Dues	Proportion of Dues Used for Lobbying	Total Dues Used for Lobbying
<b>I.S.D. # 241 - Albert Lea</b>			
Minnesota Rural Education Association	2,250	36.3%	817
Minnesota School Boards Association	8,876	8.8%	781
Schools for Equity in Education	5,159	80.2%	4,138
<b>Total for Entity</b>	<b>\$16,285</b>		<b>\$5,736</b>
<b>I.S.D. # 242 - Alden-Conger</b>			
Minnesota Rural Education Association	1,216	36.3%	441
Minnesota School Boards Association	3,360	8.8%	296
<b>Total for Entity</b>	<b>\$4,576</b>		<b>\$737</b>
<b>I.S.D. # 2448 - Martin County West</b>			
Minnesota Rural Education Association	1,663	36.3%	604
Minnesota School Boards Association	3,877	8.8%	341
<b>Total for Entity</b>	<b>\$5,540</b>		<b>\$945</b>
<b>I.S.D. # 25 - Pine Point</b>			
Minnesota Rural Education Association	1,047	36.3%	380
Minnesota School Boards Association	2,267	8.8%	199
<b>Total for Entity</b>	<b>\$3,314</b>		<b>\$579</b>
<b>I.S.D. # 252 - Cannon Falls</b>			
Minnesota School Boards Association	4,935	8.8%	434
Schools for Equity in Education	2,306	80.2%	1,849
<b>Total for Entity</b>	<b>\$7,241</b>		<b>\$2,283</b>
<b>I.S.D. # 2527 - Norman County West</b>			
Minnesota Rural Education Association	1,202	36.3%	436
Minnesota School Boards Association	2,535	8.8%	223
<b>Total for Entity</b>	<b>\$3,737</b>		<b>\$659</b>
<b>I.S.D. # 253 - Goodhue</b>			
Minnesota Rural Education Association	1,695	36.3%	615
Minnesota School Boards Association	3,918	8.8%	345
<b>Total for Entity</b>	<b>\$5,613</b>		<b>\$960</b>

**Table 5**  
**2021 Lobbying Expenditures Paid With Association Dues**  
**Listed by Entity**

Name of Entity (County) Association Name	Total Local Government Dues	Proportion of Dues Used for Lobbying	Total Dues Used for Lobbying
<b>I.S.D. # 2534 - Bird Island-Olivia-Lake Lillian</b>			
Minnesota Rural Education Association	1,606	36.3%	583
Minnesota School Boards Association	3,821	8.8%	336
<b>Total for Entity</b>	<b>\$5,427</b>		<b>\$919</b>
<b>I.S.D. # 2536 - Granada Huntley-East Chain</b>			
Minnesota Rural Education Association	1,216	36.3%	441
Minnesota School Boards Association	2,873	8.8%	253
<b>Total for Entity</b>	<b>\$4,089</b>		<b>\$694</b>
<b>I.S.D. # 255 - Pine Island</b>			
Minnesota School Boards Association	5,340	8.8%	470
Schools for Equity in Education	2,382	80.2%	1,910
<b>Total for Entity</b>	<b>\$7,722</b>		<b>\$2,380</b>
<b>I.S.D. # 256 - Red Wing</b>			
Minnesota Rural Education Association	2,125	36.3%	771
Minnesota School Boards Association	7,810	8.8%	687
<b>Total for Entity</b>	<b>\$9,935</b>		<b>\$1,458</b>
<b>I.S.D. # 2580 - East Central</b>			
Minnesota School Boards Association	4,052	8.8%	357
Schools for Equity in Education	2,194	80.2%	1,760
<b>Total for Entity</b>	<b>\$6,246</b>		<b>\$2,117</b>
<b>I.S.D. # 2609 - Win-E-Mac</b>			
Minnesota Rural Education Association	1,450	36.3%	526
Minnesota School Boards Association	3,342	8.8%	294
<b>Total for Entity</b>	<b>\$4,792</b>		<b>\$820</b>
<b>I.S.D. # 261 - Ashby</b>			
Minnesota Rural Education Association	1,223	36.3%	444
Minnesota School Boards Association	2,893	8.8%	255
<b>Total for Entity</b>	<b>\$4,116</b>		<b>\$699</b>
<b>I.S.D. # 264 - Herman-Norcross</b>			
Minnesota Rural Education Association	1,018	36.3%	370
Minnesota School Boards Association	2,325	8.8%	205
<b>Total for Entity</b>	<b>\$3,343</b>		<b>\$575</b>

**Table 5**  
**2021 Lobbying Expenditures Paid With Association Dues**  
**Listed by Entity**

Name of Entity (County) Association Name	Total Local Government Dues	Proportion of Dues Used for Lobbying	Total Dues Used for Lobbying
<b>I.S.D. # 2683 - Greenbush-Middle River</b>			
Minnesota Rural Education Association	1,251	36.3%	454
Minnesota School Boards Association	2,786	8.8%	245
<b>Total for Entity</b>	<b>\$4,037</b>		<b>\$699</b>
<b>I.S.D. # 2687 - Howard Lake-Waverly-Winsted</b>			
Minnesota School Boards Association	5,148	8.8%	453
Schools for Equity in Education	2,360	80.2%	1,893
<b>Total for Entity</b>	<b>\$7,508</b>		<b>\$2,346</b>
<b>I.S.D. # 2689 - Pipestone Area Schools</b>			
Minnesota Rural Education Association	1,971	36.3%	715
Minnesota School Boards Association	4,889	8.8%	430
<b>Total for Entity</b>	<b>\$6,860</b>		<b>\$1,145</b>
<b>I.S.D. # 270 - Hopkins</b>			
Association of Metropolitan School Districts, Inc.	10,006	74.8%	7,484
Minnesota School Boards Association	12,813	8.8%	1,128
<b>Total for Entity</b>	<b>\$22,819</b>		<b>\$8,612</b>
<b>I.S.D. # 271 - Bloomington</b>			
Association of Metropolitan School Districts, Inc.	11,798	74.8%	8,825
Minnesota School Boards Association	15,156	8.8%	1,334
<b>Total for Entity</b>	<b>\$26,954</b>		<b>\$10,159</b>
<b>I.S.D. # 2711 - Mesabi East</b>			
Minnesota Rural Education Association	1,914	36.3%	695
Minnesota School Boards Association	4,470	8.8%	393
Range Association of Municipalities and Schools	1,500	75.1%	1,126
<b>Total for Entity</b>	<b>\$7,884</b>		<b>\$2,214</b>
<b>I.S.D. # 272 - Eden Prairie</b>			
Association of Metropolitan School Districts, Inc.	11,143	74.8%	8,335
Minnesota School Boards Association	14,297	8.8%	1,258
<b>Total for Entity</b>	<b>\$25,440</b>		<b>\$9,593</b>

**Table 5**  
**2021 Lobbying Expenditures Paid With Association Dues**  
**Listed by Entity**

Name of Entity (County) Association Name	Total Local Government Dues	Proportion of Dues Used for Lobbying	Total Dues Used for Lobbying
<b>I.S.D. # 273 - Edina</b>			
Association of Metropolitan School Districts, Inc.	10,112	74.8%	7,564
Minnesota School Boards Association	13,930	8.8%	1,226
<b>Total for Entity</b>	<b>\$24,042</b>		<b>\$8,790</b>
<b>I.S.D. # 2752 - Fairmont Area Schools</b>			
Minnesota Rural Education Association	2,250	36.3%	817
Minnesota School Boards Association	6,285	8.8%	553
<b>Total for Entity</b>	<b>\$8,535</b>		<b>\$1,370</b>
<b>I.S.D. # 2753 - Long Prairie-Grey Eagle</b>			
Minnesota School Boards Association	4,547	8.8%	400
<b>Total for Entity</b>	<b>\$4,547</b>		<b>\$400</b>
<b>I.S.D. # 2754 - Cedar Mountain</b>			
Minnesota Rural Education Association	1,337	36.3%	485
Minnesota School Boards Association	3,205	8.8%	282
<b>Total for Entity</b>	<b>\$4,542</b>		<b>\$767</b>
<b>I.S.D. # 276 - Minnetonka</b>			
Association of Metropolitan School Districts, Inc.	10,265	74.8%	7,678
Minnesota School Boards Association	15,379	8.8%	1,353
<b>Total for Entity</b>	<b>\$25,644</b>		<b>\$9,031</b>
<b>I.S.D. # 2769 - Morris Area</b>			
Minnesota Rural Education Association	2,074	36.3%	753
Minnesota School Boards Association	4,788	8.8%	421
<b>Total for Entity</b>	<b>\$6,862</b>		<b>\$1,174</b>
<b>I.S.D. # 277 - Westonka</b>			
Association of Metropolitan School Districts, Inc.	8,006	74.8%	5,988
Minnesota School Boards Association	7,473	8.8%	658
<b>Total for Entity</b>	<b>\$15,479</b>		<b>\$6,646</b>
<b>I.S.D. # 278 - Orono</b>			
Association of Metropolitan School Districts, Inc.	7,731	74.8%	5,783
Minnesota School Boards Association	8,037	8.8%	707
<b>Total for Entity</b>	<b>\$15,768</b>		<b>\$6,490</b>

**Table 5**  
**2021 Lobbying Expenditures Paid With Association Dues**  
**Listed by Entity**

Name of Entity (County) Association Name	Total Local Government Dues	Proportion of Dues Used for Lobbying	Total Dues Used for Lobbying
<b>I.S.D. # 279 - Osseo</b>			
Association of Metropolitan School Districts, Inc.	11,798	74.8%	8,825
Minnesota School Boards Association	18,109	8.8%	1,594
<b>Total for Entity</b>	<b>\$29,907</b>		<b>\$10,419</b>
<b>I.S.D. # 280 - Richfield</b>			
Association of Metropolitan School Districts, Inc.	9,047	74.8%	6,767
Minnesota School Boards Association	9,666	8.8%	851
<b>Total for Entity</b>	<b>\$18,713</b>		<b>\$7,618</b>
<b>I.S.D. # 2805 - Zumbrota-Mazeppa</b>			
Minnesota Rural Education Association	2,177	36.3%	790
Minnesota School Boards Association	5,085	8.8%	447
<b>Total for Entity</b>	<b>\$7,262</b>		<b>\$1,237</b>
<b>I.S.D. # 281 - Robbinsdale</b>			
Association of Metropolitan School Districts, Inc.	11,798	74.8%	8,825
Minnesota School Boards Association	15,699	8.8%	1,382
<b>Total for Entity</b>	<b>\$27,497</b>		<b>\$10,207</b>
<b>I.S.D. # 282 - Saint Anthony-New Brighton</b>			
Association of Metropolitan School Districts, Inc.	7,482	74.8%	5,597
Minnesota School Boards Association	6,378	8.8%	561
<b>Total for Entity</b>	<b>\$13,860</b>		<b>\$6,158</b>
<b>I.S.D. # 283 - Saint Louis Park</b>			
Association of Metropolitan School Districts, Inc.	8,826	74.8%	6,602
Minnesota School Boards Association	10,135	8.8%	892
<b>Total for Entity</b>	<b>\$18,961</b>		<b>\$7,494</b>
<b>I.S.D. # 2835 - Janesville-Waldorf-Pemberton</b>			
Minnesota Rural Education Association	1,641	36.3%	596
Minnesota School Boards Association	3,803	8.8%	335
<b>Total for Entity</b>	<b>\$5,444</b>		<b>\$931</b>
<b>I.S.D. # 284 - Wayzata</b>			
Association of Metropolitan School Districts, Inc.	11,798	74.8%	8,825
Minnesota School Boards Association	15,699	8.8%	1,382
<b>Total for Entity</b>	<b>\$27,497</b>		<b>\$10,207</b>

**Table 5**  
**2021 Lobbying Expenditures Paid With Association Dues**  
**Listed by Entity**

Name of Entity (County) Association Name	Total Local Government Dues	Proportion of Dues Used for Lobbying	Total Dues Used for Lobbying
<b>I.S.D. # 2853 - Lac qui Parle Valley</b>			
Minnesota Rural Education Association	1,790	36.3%	650
Minnesota School Boards Association	4,102	8.8%	361
<b>Total for Entity</b>	<b>\$5,892</b>		<b>\$1,011</b>
<b>I.S.D. # 2854 - Ada-Borup</b>			
Minnesota Rural Education Association	1,410	36.3%	512
Minnesota School Boards Association	3,507	8.8%	309
<b>Total for Entity</b>	<b>\$4,917</b>		<b>\$821</b>
<b>I.S.D. # 2856 - Stephen-Argyle Central Schools</b>			
Minnesota Rural Education Association	1,212	36.3%	440
Minnesota School Boards Association	2,849	8.8%	251
<b>Total for Entity</b>	<b>\$4,061</b>		<b>\$691</b>
<b>I.S.D. # 2859 - Glencoe-Silver Lake</b>			
Minnesota School Boards Association	5,921	8.8%	521
<b>Total for Entity</b>	<b>\$5,921</b>		<b>\$521</b>
<b>I.S.D. # 286 - Brooklyn Center</b>			
Association of Metropolitan School Districts, Inc.	7,617	74.8%	5,698
Minnesota School Boards Association	7,384	8.8%	650
<b>Total for Entity</b>	<b>\$15,001</b>		<b>\$6,348</b>
<b>I.S.D. # 2860 - Blue Earth Area Public Schools</b>			
Minnesota Rural Education Association	2,250	36.3%	817
Minnesota School Boards Association	4,714	8.8%	415
<b>Total for Entity</b>	<b>\$6,964</b>		<b>\$1,232</b>
<b>I.S.D. # 2884 - Red Rock Central</b>			
Minnesota Rural Education Association	1,400	36.3%	508
Minnesota School Boards Association	3,204	8.8%	282
<b>Total for Entity</b>	<b>\$4,604</b>		<b>\$790</b>
<b>I.S.D. # 2886 - Glenville-Emmons</b>			
Minnesota Rural Education Association	1,052	36.3%	382
Minnesota School Boards Association	2,891	8.8%	254
<b>Total for Entity</b>	<b>\$3,943</b>		<b>\$636</b>

**Table 5**  
**2021 Lobbying Expenditures Paid With Association Dues**  
**Listed by Entity**

Name of Entity (County) Association Name	Total Local Government Dues	Proportion of Dues Used for Lobbying	Total Dues Used for Lobbying
<b>I.S.D. # 2888 - Clinton-Graceville-Beardsley</b>			
Minnesota Rural Education Association	1,300	36.3%	472
Minnesota School Boards Association	2,903	8.8%	255
<b>Total for Entity</b>	<b>\$4,203</b>		<b>\$727</b>
<b>I.S.D. # 2889 - Lake Park Audubon District</b>			
Minnesota Rural Education Association	1,619	36.3%	588
Minnesota School Boards Association	4,010	8.8%	353
<b>Total for Entity</b>	<b>\$5,629</b>		<b>\$941</b>
<b>I.S.D. # 2890 - Renville County West</b>			
Minnesota Rural Education Association	1,556	36.3%	565
Minnesota School Boards Association	3,527	8.8%	310
<b>Total for Entity</b>	<b>\$5,083</b>		<b>\$875</b>
<b>I.S.D. # 2895 - Jackson County Central</b>			
Minnesota Rural Education Association	1,993	36.3%	723
Minnesota School Boards Association	4,993	8.8%	439
<b>Total for Entity</b>	<b>\$6,986</b>		<b>\$1,162</b>
<b>I.S.D. # 2897 - Redwood Area Schools</b>			
Minnesota Rural Education Association	1,965	36.3%	713
Minnesota School Boards Association	4,871	8.8%	429
<b>Total for Entity</b>	<b>\$6,836</b>		<b>\$1,142</b>
<b>I.S.D. # 2898 - Westbrook-Walnut Grove Schools</b>			
Minnesota Rural Education Association	1,143	36.3%	415
Minnesota School Boards Association	3,157	8.8%	278
<b>Total for Entity</b>	<b>\$4,300</b>		<b>\$693</b>
<b>I.S.D. # 2899 - Plainview-Elgin-Millville</b>			
Minnesota Rural Education Association	2,125	36.3%	771
Minnesota School Boards Association	5,774	8.8%	508
<b>Total for Entity</b>	<b>\$7,899</b>		<b>\$1,279</b>
<b>I.S.D. # 2902 - RTR Public Schools</b>			
Minnesota Rural Education Association	1,459	36.3%	530
Minnesota School Boards Association	3,628	8.8%	319
<b>Total for Entity</b>	<b>\$5,087</b>		<b>\$849</b>



**Table 5**  
**2021 Lobbying Expenditures Paid With Association Dues**  
**Listed by Entity**

Name of Entity (County) Association Name	Total Local Government Dues	Proportion of Dues Used for Lobbying	Total Dues Used for Lobbying
<b>I.S.D. # 2903 - Ortonville</b>			
Minnesota Rural Education Association	1,462	36.3%	531
Minnesota School Boards Association	3,431	8.8%	302
<b>Total for Entity</b>	<b>\$4,893</b>		<b>\$833</b>
<b>I.S.D. # 2904 - Tracy Public Schools</b>			
Minnesota Rural Education Association	1,654	36.3%	600
Minnesota School Boards Association	3,834	8.8%	337
<b>Total for Entity</b>	<b>\$5,488</b>		<b>\$937</b>
<b>I.S.D. # 2905 - Tri-City United</b>			
Minnesota School Boards Association	6,489	8.8%	571
<b>Total for Entity</b>	<b>\$6,489</b>		<b>\$571</b>
<b>I.S.D. # 2906 - Red Lake County Central</b>			
Minnesota Rural Education Association	1,067	36.3%	387
Minnesota School Boards Association	3,149	8.8%	277
<b>Total for Entity</b>	<b>\$4,216</b>		<b>\$664</b>
<b>I.S.D. # 2907 - Round Lake-Brewster</b>			
Minnesota Rural Education Association	1,324	36.3%	481
Minnesota School Boards Association	3,204	8.8%	282
<b>Total for Entity</b>	<b>\$4,528</b>		<b>\$763</b>
<b>I.S.D. # 2908 - Brandon-Evansville</b>			
Minnesota Rural Education Association	1,476	36.3%	536
Minnesota School Boards Association	3,402	8.8%	299
<b>Total for Entity</b>	<b>\$4,878</b>		<b>\$835</b>
<b>I.S.D. # 2909 - Rock Ridge Schools</b>			
Minnesota School Boards Association	7,708	8.8%	678
<b>Total for Entity</b>	<b>\$7,708</b>		<b>\$678</b>
<b>I.S.D. # 294 - Houston</b>			
Minnesota Rural Education Association	2,125	36.3%	771
Minnesota School Boards Association	6,484	8.8%	571
<b>Total for Entity</b>	<b>\$8,609</b>		<b>\$1,342</b>

**Table 5**  
**2021 Lobbying Expenditures Paid With Association Dues**  
**Listed by Entity**

Name of Entity (County) Association Name	Total Local Government Dues	Proportion of Dues Used for Lobbying	Total Dues Used for Lobbying
<b>I.S.D. # 297 - Spring Grove</b>			
Minnesota Rural Education Association	1,350	36.3%	490
Minnesota School Boards Association	3,095	8.8%	272
<b>Total for Entity</b>	<b>\$4,445</b>		<b>\$762</b>
<b>I.S.D. # 299 - Caledonia</b>			
Minnesota Rural Education Association	1,694	36.3%	615
Minnesota School Boards Association	3,932	8.8%	346
<b>Total for Entity</b>	<b>\$5,626</b>		<b>\$961</b>
<b>I.S.D. # 300 - La Crescent-Hokah</b>			
Minnesota Rural Education Association	1,963	36.3%	713
Minnesota School Boards Association	4,768	8.8%	420
<b>Total for Entity</b>	<b>\$6,731</b>		<b>\$1,133</b>
<b>I.S.D. # 306 - Laporte</b>			
Minnesota Rural Education Association	1,304	36.3%	473
Minnesota School Boards Association	2,974	8.8%	262
<b>Total for Entity</b>	<b>\$4,278</b>		<b>\$735</b>
<b>I.S.D. # 308 - Nevis</b>			
Minnesota Rural Education Association	1,598	36.3%	580
Minnesota School Boards Association	3,647	8.8%	321
<b>Total for Entity</b>	<b>\$5,245</b>		<b>\$901</b>
<b>I.S.D. # 309 - Park Rapids</b>			
Minnesota Rural Education Association	2,125	36.3%	771
Minnesota School Boards Association	6,073	8.8%	534
<b>Total for Entity</b>	<b>\$8,198</b>		<b>\$1,305</b>
<b>I.S.D. # 31 - Bemidji</b>			
Minnesota Rural Education Association	2,250	36.3%	817
Minnesota School Boards Association	10,948	8.8%	963
<b>Total for Entity</b>	<b>\$13,198</b>		<b>\$1,780</b>
<b>I.S.D. # 314 - Braham</b>			
Minnesota School Boards Association	4,042	8.8%	356
Schools for Equity in Education	2,194	80.2%	1,760
<b>Total for Entity</b>	<b>\$6,236</b>		<b>\$2,116</b>

**Table 5**  
**2021 Lobbying Expenditures Paid With Association Dues**  
**Listed by Entity**

Name of Entity (County) Association Name	Total Local Government Dues	Proportion of Dues Used for Lobbying	Total Dues Used for Lobbying
<b>I.S.D. # 316 - Greenway</b>			
Minnesota Rural Education Association	2,015	36.3%	731
Minnesota School Boards Association	4,711	8.8%	415
Range Association of Municipalities and Schools	1,250	75.1%	939
<b>Total for Entity</b>	<b>\$7,976</b>		<b>\$2,085</b>
<b>I.S.D. # 317 - Deer River</b>			
Minnesota Rural Education Association	1,870	36.3%	679
Minnesota School Boards Association	4,394	8.8%	387
<b>Total for Entity</b>	<b>\$6,264</b>		<b>\$1,066</b>
<b>I.S.D. # 318 - Grand Rapids</b>			
Minnesota Rural Education Association	2,125	36.3%	771
Minnesota School Boards Association	9,405	8.8%	828
Range Association of Municipalities and Schools	1,750	75.1%	1,314
<b>Total for Entity</b>	<b>\$13,280</b>		<b>\$2,913</b>
<b>I.S.D. # 319 - Nashwauk-Keewatin</b>			
Minnesota Rural Education Association	1,469	36.3%	533
Minnesota School Boards Association	3,628	8.8%	319
Range Association of Municipalities and Schools	1,250	75.1%	939
<b>Total for Entity</b>	<b>\$6,347</b>		<b>\$1,791</b>
<b>I.S.D. # 32 - Blackduck</b>			
Minnesota Rural Education Association	1,574	36.3%	571
Minnesota School Boards Association	3,779	8.8%	333
<b>Total for Entity</b>	<b>\$5,353</b>		<b>\$904</b>
<b>I.S.D. # 330 - Heron Lake-Okabena</b>			
Minnesota Rural Education Association	1,177	36.3%	427
Minnesota School Boards Association	2,831	8.8%	249
<b>Total for Entity</b>	<b>\$4,008</b>		<b>\$676</b>
<b>I.S.D. # 332 - Mora</b>			
Minnesota Rural Education Association	2,250	36.3%	817
Minnesota School Boards Association	6,032	8.8%	531
Schools for Equity in Education	2,629	80.2%	2,108
<b>Total for Entity</b>	<b>\$10,911</b>		<b>\$3,456</b>

**Table 5**  
**2021 Lobbying Expenditures Paid With Association Dues**  
**Listed by Entity**

Name of Entity (County) Association Name	Total Local Government Dues	Proportion of Dues Used for Lobbying	Total Dues Used for Lobbying
<b>I.S.D. # 333 - Ogilvie</b>			
Minnesota Rural Education Association	1,387	36.3%	503
Minnesota School Boards Association	3,361	8.8%	296
<b>Total for Entity</b>	<b>\$4,748</b>		<b>\$799</b>
<b>I.S.D. # 345 - New London-Spicer</b>			
Minnesota Rural Education Association	2,250	36.3%	817
Minnesota School Boards Association	5,916	8.8%	521
Schools for Equity in Education	2,512	80.2%	2,015
<b>Total for Entity</b>	<b>\$10,678</b>		<b>\$3,353</b>
<b>I.S.D. # 347 - Willmar</b>			
Minnesota Rural Education Association	2,250	36.3%	817
Minnesota School Boards Association	9,740	8.8%	857
<b>Total for Entity</b>	<b>\$11,990</b>		<b>\$1,674</b>
<b>I.S.D. # 356 - Lancaster</b>			
Minnesota Rural Education Association	1,163	36.3%	422
Minnesota School Boards Association	2,529	8.8%	223
<b>Total for Entity</b>	<b>\$3,692</b>		<b>\$645</b>
<b>I.S.D. # 36 - Kelliher</b>			
Minnesota Rural Education Association	1,274	36.3%	462
Minnesota School Boards Association	2,863	8.8%	252
<b>Total for Entity</b>	<b>\$4,137</b>		<b>\$714</b>
<b>I.S.D. # 361 - International Falls</b>			
Minnesota Rural Education Association	1,816	36.3%	659
Minnesota School Boards Association	4,559	8.8%	401
<b>Total for Entity</b>	<b>\$6,375</b>		<b>\$1,060</b>
<b>I.S.D. # 362 - Littlefork-Big Falls</b>			
Minnesota Rural Education Association	1,224	36.3%	444
Minnesota School Boards Association	2,922	8.8%	257
<b>Total for Entity</b>	<b>\$4,146</b>		<b>\$701</b>

**Table 5**  
**2021 Lobbying Expenditures Paid With Association Dues**  
**Listed by Entity**

Name of Entity (County) Association Name	Total Local Government Dues	Proportion of Dues Used for Lobbying	Total Dues Used for Lobbying
<b>I.S.D. # 363 - South Koochiching</b>			
Minnesota Rural Education Association	1,289	36.3%	468
Minnesota School Boards Association	2,852	8.8%	251
<b>Total for Entity</b>	<b>\$4,141</b>		<b>\$719</b>
<b>I.S.D. # 378 - Dawson-Boyd</b>			
Minnesota Rural Education Association	1,546	36.3%	561
Minnesota School Boards Association	3,579	8.8%	315
<b>Total for Entity</b>	<b>\$5,125</b>		<b>\$876</b>
<b>I.S.D. # 38 - Red Lake</b>			
Minnesota Rural Education Association	2,250	36.3%	817
Minnesota School Boards Association	5,748	8.8%	506
<b>Total for Entity</b>	<b>\$7,998</b>		<b>\$1,323</b>
<b>I.S.D. # 381 - Lake Superior</b>			
Minnesota Rural Education Association	1,892	36.3%	687
Minnesota School Boards Association	5,306	8.8%	467
Range Association of Municipalities and Schools	1,750	75.1%	1,314
<b>Total for Entity</b>	<b>\$8,948</b>		<b>\$2,468</b>
<b>I.S.D. # 390 - Lake of the Woods</b>			
Minnesota Rural Education Association	1,444	36.3%	524
Minnesota School Boards Association	3,329	8.8%	293
<b>Total for Entity</b>	<b>\$4,773</b>		<b>\$817</b>
<b>I.S.D. # 391 - Cleveland Public School</b>			
Minnesota Rural Education Association	1,511	36.3%	548
Minnesota School Boards Association	3,417	8.8%	301
<b>Total for Entity</b>	<b>\$4,928</b>		<b>\$849</b>
<b>I.S.D. # 4 - McGregor</b>			
Minnesota Rural Education Association	1,449	36.3%	526
Minnesota School Boards Association	3,332	8.8%	293
<b>Total for Entity</b>	<b>\$4,781</b>		<b>\$819</b>

**Table 5**  
**2021 Lobbying Expenditures Paid With Association Dues**  
**Listed by Entity**

Name of Entity (County) Association Name	Total Local Government Dues	Proportion of Dues Used for Lobbying	Total Dues Used for Lobbying
<b>I.S.D. # 402 - Hendricks</b>			
Minnesota Rural Education Association	1,037	36.3%	376
Minnesota School Boards Association	2,453	8.8%	216
<b>Total for Entity</b>	<b>\$3,490</b>		<b>\$592</b>
<b>I.S.D. # 403 - Ivanhoe</b>			
Minnesota Rural Education Association	867	36.3%	315
Minnesota School Boards Association	2,446	8.8%	215
<b>Total for Entity</b>	<b>\$3,313</b>		<b>\$530</b>
<b>I.S.D. # 404 - Lake Benton</b>			
Minnesota Rural Education Association	944	36.3%	343
Minnesota School Boards Association	2,627	8.8%	231
<b>Total for Entity</b>	<b>\$3,571</b>		<b>\$574</b>
<b>I.S.D. # 413 - Marshall</b>			
Minnesota Rural Education Association	2,125	36.3%	771
Minnesota School Boards Association	7,539	8.8%	663
<b>Total for Entity</b>	<b>\$9,664</b>		<b>\$1,434</b>
<b>I.S.D. # 414 - Minneota</b>			
Minnesota Rural Education Association	1,122	36.3%	407
Minnesota School Boards Association	3,373	8.8%	297
<b>Total for Entity</b>	<b>\$4,495</b>		<b>\$704</b>
<b>I.S.D. # 415 - Lynd</b>			
Minnesota School Boards Association	2,648	8.8%	233
<b>Total for Entity</b>	<b>\$2,648</b>		<b>\$233</b>
<b>I.S.D. # 423 - Hutchinson</b>			
Minnesota School Boards Association	7,933	8.8%	698
Schools for Equity in Education	4,255	80.2%	3,413
<b>Total for Entity</b>	<b>\$12,188</b>		<b>\$4,111</b>
<b>I.S.D. # 424 - Lester Prairie</b>			
Minnesota School Boards Association	3,356	8.8%	295
<b>Total for Entity</b>	<b>\$3,356</b>		<b>\$295</b>

**Table 5**  
**2021 Lobbying Expenditures Paid With Association Dues**  
**Listed by Entity**

Name of Entity (County) Association Name	Total Local Government Dues	Proportion of Dues Used for Lobbying	Total Dues Used for Lobbying
<b>I.S.D. # 432 - Mahnomon</b>			
Minnesota Rural Education Association	1,583	36.3%	575
Minnesota School Boards Association	3,807	8.8%	335
<b>Total for Entity</b>	<b>\$5,390</b>		<b>\$910</b>
<b>I.S.D. # 435 - Waubun</b>			
Minnesota Rural Education Association	1,644	36.3%	597
Minnesota School Boards Association	3,899	8.8%	343
<b>Total for Entity</b>	<b>\$5,543</b>		<b>\$940</b>
<b>I.S.D. # 441 - Marshall County Central Schools</b>			
Minnesota Rural Education Association	1,428	36.3%	518
Minnesota School Boards Association	3,252	8.8%	286
<b>Total for Entity</b>	<b>\$4,680</b>		<b>\$804</b>
<b>I.S.D. # 447 - Grygla</b>			
Minnesota Rural Education Association	1,130	36.3%	410
Minnesota School Boards Association	2,455	8.8%	216
<b>Total for Entity</b>	<b>\$3,585</b>		<b>\$626</b>
<b>I.S.D. # 458 - Truman</b>			
Minnesota Rural Education Association	1,203	36.3%	437
Minnesota School Boards Association	2,680	8.8%	236
<b>Total for Entity</b>	<b>\$3,883</b>		<b>\$673</b>
<b>I.S.D. # 463 - Eden Valley-Watkins</b>			
Minnesota Rural Education Association	1,827	36.3%	663
Minnesota School Boards Association	4,508	8.8%	397
<b>Total for Entity</b>	<b>\$6,335</b>		<b>\$1,060</b>
<b>I.S.D. # 465 - Litchfield</b>			
Minnesota School Boards Association	5,931	8.8%	522
Schools for Equity in Education	2,512	80.2%	2,015
<b>Total for Entity</b>	<b>\$8,443</b>		<b>\$2,537</b>
<b>I.S.D. # 466 - Dassel-Cokato</b>			
Minnesota School Boards Association	7,038	8.8%	619
Schools for Equity in Education	3,365	80.2%	2,699
<b>Total for Entity</b>	<b>\$10,403</b>		<b>\$3,318</b>

**Table 5**  
**2021 Lobbying Expenditures Paid With Association Dues**  
**Listed by Entity**

Name of Entity (County) Association Name	Total Local Government Dues	Proportion of Dues Used for Lobbying	Total Dues Used for Lobbying
<b>I.S.D. # 47 - Sauk Rapids</b>			
Minnesota Rural Education Association	2,250	36.3%	817
Minnesota School Boards Association	9,962	8.8%	877
<b>Total for Entity</b>	<b>\$12,212</b>		<b>\$1,694</b>
<b>I.S.D. # 473 - Isle</b>			
Minnesota School Boards Association	3,178	8.8%	280
<b>Total for Entity</b>	<b>\$3,178</b>		<b>\$280</b>
<b>I.S.D. # 477 - Princeton</b>			
Minnesota Rural Education Association	2,250	36.3%	817
Minnesota School Boards Association	8,623	8.8%	759
Schools for Equity in Education	4,821	80.2%	3,866
<b>Total for Entity</b>	<b>\$15,694</b>		<b>\$5,442</b>
<b>I.S.D. # 480 - Onamia</b>			
Minnesota Rural Education Association	1,613	36.3%	586
Minnesota School Boards Association	3,578	8.8%	315
<b>Total for Entity</b>	<b>\$5,191</b>		<b>\$901</b>
<b>I.S.D. # 482 - Little Falls</b>			
Minnesota Rural Education Association	2,250	36.3%	817
Minnesota School Boards Association	7,328	8.8%	645
<b>Total for Entity</b>	<b>\$9,578</b>		<b>\$1,462</b>
<b>I.S.D. # 484 - Pierz</b>			
Minnesota Rural Education Association	2,170	36.3%	788
Minnesota School Boards Association	5,029	8.8%	443
<b>Total for Entity</b>	<b>\$7,199</b>		<b>\$1,231</b>
<b>I.S.D. # 485 - Royalton</b>			
Minnesota School Boards Association	4,482	8.8%	394
Schools for Equity in Education	2,306	80.2%	1,849
<b>Total for Entity</b>	<b>\$6,788</b>		<b>\$2,243</b>
<b>I.S.D. # 486 - Swanville</b>			
Minnesota Rural Education Association	607	36.3%	220
Minnesota School Boards Association	2,966	8.8%	261
<b>Total for Entity</b>	<b>\$3,573</b>		<b>\$481</b>



**Table 5**  
**2021 Lobbying Expenditures Paid With Association Dues**  
**Listed by Entity**

Name of Entity (County) Association Name	Total Local Government Dues	Proportion of Dues Used for Lobbying	Total Dues Used for Lobbying
<b>I.S.D. # 487 - Upsala</b>			
Minnesota Rural Education Association	1,339	36.3%	486
Minnesota School Boards Association	3,121	8.8%	275
<b>Total for Entity</b>	<b>\$4,460</b>		<b>\$761</b>
<b>I.S.D. # 492 - Austin</b>			
Minnesota School Boards Association	10,883	8.8%	958
Schools for Equity in Education	7,156	80.2%	5,739
<b>Total for Entity</b>	<b>\$18,039</b>		<b>\$6,697</b>
<b>I.S.D. # 495 - Grand Meadow</b>			
Minnesota Rural Education Association	1,442	36.3%	523
Minnesota School Boards Association	3,293	8.8%	290
<b>Total for Entity</b>	<b>\$4,735</b>		<b>\$813</b>
<b>I.S.D. # 497 - Lyle</b>			
Minnesota School Boards Association	2,896	8.8%	255
<b>Total for Entity</b>	<b>\$2,896</b>		<b>\$255</b>
<b>I.S.D. # 499 - Leroy</b>			
Minnesota Rural Education Association	1,265	36.3%	459
Minnesota School Boards Association	2,786	8.8%	245
<b>Total for Entity</b>	<b>\$4,051</b>		<b>\$704</b>
<b>I.S.D. # 500 - Southland</b>			
Minnesota Rural Education Association	1,370	36.3%	497
Minnesota School Boards Association	3,123	8.8%	275
<b>Total for Entity</b>	<b>\$4,493</b>		<b>\$772</b>
<b>I.S.D. # 505 - Fulda</b>			
Minnesota Rural Education Association	1,091	36.3%	396
Minnesota School Boards Association	3,047	8.8%	268
<b>Total for Entity</b>	<b>\$4,138</b>		<b>\$664</b>
<b>I.S.D. # 507 - Nicollet</b>			
Minnesota Rural Education Association	1,355	36.3%	492
Minnesota School Boards Association	3,099	8.8%	273
<b>Total for Entity</b>	<b>\$4,454</b>		<b>\$765</b>

**Table 5**  
**2021 Lobbying Expenditures Paid With Association Dues**  
**Listed by Entity**

Name of Entity (County) Association Name	Total Local Government Dues	Proportion of Dues Used for Lobbying	Total Dues Used for Lobbying
<b>I.S.D. # 508 - Saint Peter</b>			
Minnesota School Boards Association	7,117	8.8%	626
<b>Total for Entity</b>	<b>\$7,117</b>		<b>\$626</b>
<b>I.S.D. # 51 - Foley</b>			
Minnesota Rural Education Association	2,250	36.3%	817
Minnesota School Boards Association	6,588	8.8%	580
<b>Total for Entity</b>	<b>\$8,838</b>		<b>\$1,397</b>
<b>I.S.D. # 511 - Adrian</b>			
Minnesota Rural Education Association	1,447	36.3%	525
Minnesota School Boards Association	3,553	8.8%	313
<b>Total for Entity</b>	<b>\$5,000</b>		<b>\$838</b>
<b>I.S.D. # 514 - Ellsworth</b>			
Minnesota Rural Education Association	1,130	36.3%	410
Minnesota School Boards Association	2,475	8.8%	218
<b>Total for Entity</b>	<b>\$3,605</b>		<b>\$628</b>
<b>I.S.D. # 518 - Worthington</b>			
Minnesota Rural Education Association	2,125	36.3%	771
Minnesota School Boards Association	9,040	8.8%	796
<b>Total for Entity</b>	<b>\$11,165</b>		<b>\$1,567</b>
<b>I.S.D. # 531 - Byron</b>			
Minnesota Rural Education Association	2,250	36.3%	817
Minnesota School Boards Association	7,082	8.8%	623
Schools for Equity in Education	3,365	80.2%	2,699
<b>Total for Entity</b>	<b>\$12,697</b>		<b>\$4,139</b>
<b>I.S.D. # 533 - Dover-Eyota</b>			
Minnesota Rural Education Association	1,995	36.3%	724
Minnesota School Boards Association	4,835	8.8%	425
<b>Total for Entity</b>	<b>\$6,830</b>		<b>\$1,149</b>
<b>I.S.D. # 534 - Stewartville</b>			
Minnesota School Boards Association	6,980	8.8%	614
Schools for Equity in Education	3,346	80.2%	2,683
<b>Total for Entity</b>	<b>\$10,326</b>		<b>\$3,297</b>

**Table 5**  
**2021 Lobbying Expenditures Paid With Association Dues**  
**Listed by Entity**

Name of Entity (County) Association Name	Total Local Government Dues	Proportion of Dues Used for Lobbying	Total Dues Used for Lobbying
<b>I.S.D. # 535 - Rochester</b>			
Association of Metropolitan School Districts, Inc.	11,798	74.8%	8,825
Minnesota School Boards Association	17,403	8.8%	1,531
<b>Total for Entity</b>	<b>\$29,201</b>		<b>\$10,356</b>
<b>I.S.D. # 542 - Battle Lake</b>			
Minnesota Rural Education Association	1,398	36.3%	507
Minnesota School Boards Association	3,222	8.8%	284
<b>Total for Entity</b>	<b>\$4,620</b>		<b>\$791</b>
<b>I.S.D. # 544 - Fergus Falls</b>			
Minnesota Rural Education Association	2,125	36.3%	771
Minnesota School Boards Association	8,292	8.8%	730
<b>Total for Entity</b>	<b>\$10,417</b>		<b>\$1,501</b>
<b>I.S.D. # 545 - Henning</b>			
Minnesota Rural Education Association	1,283	36.3%	466
Minnesota School Boards Association	3,110	8.8%	274
<b>Total for Entity</b>	<b>\$4,393</b>		<b>\$740</b>
<b>I.S.D. # 547 - Parkers Prairie</b>			
Minnesota Rural Education Association	1,429	36.3%	519
Minnesota School Boards Association	3,542	8.8%	312
<b>Total for Entity</b>	<b>\$4,971</b>		<b>\$831</b>
<b>I.S.D. # 548 - Pelican Rapids</b>			
Minnesota Rural Education Association	1,852	36.3%	672
Minnesota School Boards Association	4,336	8.8%	382
<b>Total for Entity</b>	<b>\$6,188</b>		<b>\$1,054</b>
<b>I.S.D. # 549 - Perham</b>			
Minnesota Rural Education Association	2,125	36.3%	771
Minnesota School Boards Association	5,915	8.8%	521
<b>Total for Entity</b>	<b>\$8,040</b>		<b>\$1,292</b>
<b>I.S.D. # 550 - Underwood</b>			
Minnesota Rural Education Association	1,532	36.3%	556
Minnesota School Boards Association	3,615	8.8%	318
<b>Total for Entity</b>	<b>\$5,147</b>		<b>\$874</b>

**Table 5**  
**2021 Lobbying Expenditures Paid With Association Dues**  
**Listed by Entity**

Name of Entity (County) Association Name	Total Local Government Dues	Proportion of Dues Used for Lobbying	Total Dues Used for Lobbying
<b>I.S.D. # 553 - New York Mills</b>			
Minnesota Rural Education Association	1,641	36.3%	596
Minnesota School Boards Association	4,096	8.8%	360
<b>Total for Entity</b>	<b>\$5,737</b>		<b>\$956</b>
<b>I.S.D. # 561 - Goodridge</b>			
Minnesota Rural Education Association	1,216	36.3%	441
Minnesota School Boards Association	2,716	8.8%	239
<b>Total for Entity</b>	<b>\$3,932</b>		<b>\$680</b>
<b>I.S.D. # 564 - Thief River Falls</b>			
Minnesota Rural Education Association	2,250	36.3%	817
Minnesota School Boards Association	6,662	8.8%	586
<b>Total for Entity</b>	<b>\$8,912</b>		<b>\$1,403</b>
<b>I.S.D. # 577 - Willow River</b>			
Minnesota Rural Education Association	784	36.3%	285
Minnesota School Boards Association	3,254	8.8%	286
<b>Total for Entity</b>	<b>\$4,038</b>		<b>\$571</b>
<b>I.S.D. # 578 - Pine City</b>			
Minnesota Rural Education Association	2,250	36.3%	817
Minnesota School Boards Association	5,951	8.8%	524
<b>Total for Entity</b>	<b>\$8,201</b>		<b>\$1,341</b>
<b>I.S.D. # 581 - Edgerton</b>			
Minnesota Rural Education Association	1,329	36.3%	482
Minnesota School Boards Association	3,203	8.8%	282
<b>Total for Entity</b>	<b>\$4,532</b>		<b>\$764</b>
<b>I.S.D. # 592 - Climax</b>			
Minnesota Rural Education Association	1,202	36.3%	436
Minnesota School Boards Association	2,575	8.8%	227
<b>Total for Entity</b>	<b>\$3,777</b>		<b>\$663</b>
<b>I.S.D. # 593 - Crookston</b>			
Minnesota Rural Education Association	2,111	36.3%	766
Minnesota School Boards Association	4,965	8.8%	437
<b>Total for Entity</b>	<b>\$7,076</b>		<b>\$1,203</b>

**Table 5**  
**2021 Lobbying Expenditures Paid With Association Dues**  
**Listed by Entity**

Name of Entity (County) Association Name	Total Local Government Dues	Proportion of Dues Used for Lobbying	Total Dues Used for Lobbying
<b>I.S.D. # 595 - East Grand Forks</b>			
Minnesota Rural Education Association	2,250	36.3%	817
Minnesota School Boards Association	6,595	8.8%	580
<b>Total for Entity</b>	<b>\$8,845</b>		<b>\$1,397</b>
<b>I.S.D. # 599 - Fertile-Beltrami</b>			
Minnesota Rural Education Association	1,445	36.3%	525
Minnesota School Boards Association	3,337	8.8%	294
<b>Total for Entity</b>	<b>\$4,782</b>		<b>\$819</b>
<b>I.S.D. # 6 - South Saint Paul</b>			
Association of Metropolitan School Districts, Inc.	8,237	74.8%	6,161
Minnesota School Boards Association	8,649	8.8%	761
<b>Total for Entity</b>	<b>\$16,886</b>		<b>\$6,922</b>
<b>I.S.D. # 600 - Fisher</b>			
Minnesota Rural Education Association	1,235	36.3%	448
Minnesota School Boards Association	2,741	8.8%	241
<b>Total for Entity</b>	<b>\$3,976</b>		<b>\$689</b>
<b>I.S.D. # 6009 - Saint Croix River Education District</b>			
Schools for Equity in Education	748	80.2%	600
<b>Total for Entity</b>	<b>\$748</b>		<b>\$600</b>
<b>I.S.D. # 601 - Fosston</b>			
Minnesota Rural Education Association	1,498	36.3%	544
Minnesota School Boards Association	3,674	8.8%	323
<b>Total for Entity</b>	<b>\$5,172</b>		<b>\$867</b>
<b>I.S.D. # 6078 Northwest Suburban Integration School District</b>			
Association of Metropolitan School Districts, Inc.	3,700	74.8%	2,768
<b>Total for Entity</b>	<b>\$3,700</b>		<b>\$2,768</b>
<b>I.S.D. # 621 - Mounds View</b>			
Association of Metropolitan School Districts, Inc.	11,798	74.8%	8,825
Minnesota School Boards Association	15,574	8.8%	1,371
<b>Total for Entity</b>	<b>\$27,372</b>		<b>\$10,196</b>

**Table 5**  
**2021 Lobbying Expenditures Paid With Association Dues**  
**Listed by Entity**

Name of Entity (County) Association Name	Total Local Government Dues	Proportion of Dues Used for Lobbying	Total Dues Used for Lobbying
<b>I.S.D. # 622 - North Saint Paul-Maplewood</b>			
Association of Metropolitan School Districts, Inc.	11,798	74.8%	8,825
Minnesota School Boards Association	15,218	8.8%	1,339
<b>Total for Entity</b>	<b>\$27,016</b>		<b>\$10,164</b>
<b>I.S.D. # 623 - Roseville</b>			
Association of Metropolitan School Districts, Inc.	9,988	74.8%	7,471
Minnesota School Boards Association	13,317	8.8%	1,172
<b>Total for Entity</b>	<b>\$23,305</b>		<b>\$8,643</b>
<b>I.S.D. # 624 - White Bear Lake</b>			
Association of Metropolitan School Districts, Inc.	10,975	74.8%	8,209
Minnesota School Boards Association	14,197	8.8%	1,249
<b>Total for Entity</b>	<b>\$25,172</b>		<b>\$9,458</b>
<b>I.S.D. # 625 - Saint Paul</b>			
Association of Metropolitan School Districts, Inc.	11,798	74.8%	8,825
Minnesota School Boards Association	18,109	8.8%	1,594
<b>Total for Entity</b>	<b>\$29,907</b>		<b>\$10,419</b>
<b>I.S.D. # 630 - Red Lake Falls</b>			
Minnesota Rural Education Association	1,064	36.3%	386
Minnesota School Boards Association	3,108	8.8%	274
<b>Total for Entity</b>	<b>\$4,172</b>		<b>\$660</b>
<b>I.S.D. # 635 - Milroy</b>			
Minnesota School Boards Association	2,295	8.8%	202
<b>Total for Entity</b>	<b>\$2,295</b>		<b>\$202</b>
<b>I.S.D. # 640 - Wabasso</b>			
Minnesota Rural Education Association	1,395	36.3%	506
Minnesota School Boards Association	3,223	8.8%	284
<b>Total for Entity</b>	<b>\$4,618</b>		<b>\$790</b>
<b>I.S.D. # 656 - Faribault</b>			
Minnesota School Boards Association	8,812	8.8%	775
Schools for Equity in Education	4,990	80.2%	4,002
<b>Total for Entity</b>	<b>\$13,802</b>		<b>\$4,777</b>

**Table 5**  
**2021 Lobbying Expenditures Paid With Association Dues**  
**Listed by Entity**

Name of Entity (County) Association Name	Total Local Government Dues	Proportion of Dues Used for Lobbying	Total Dues Used for Lobbying
<b>I.S.D. # 659 - Northfield</b>			
Minnesota School Boards Association	9,469	8.8%	833
Schools for Equity in Education	5,754	80.2%	4,615
<b>Total for Entity</b>	<b>\$15,223</b>		<b>\$5,448</b>
<b>I.S.D. # 671 - Hills-Beaver Creek</b>			
Minnesota Rural Education Association	1,281	36.3%	465
Minnesota School Boards Association	3,099	8.8%	273
<b>Total for Entity</b>	<b>\$4,380</b>		<b>\$738</b>
<b>I.S.D. # 676 - Badger</b>			
Minnesota Rural Education Association	1,104	36.3%	401
Minnesota School Boards Association	2,704	8.8%	238
<b>Total for Entity</b>	<b>\$3,808</b>		<b>\$639</b>
<b>I.S.D. # 682 - Roseau</b>			
Minnesota Rural Education Association	2,155	36.3%	782
Minnesota School Boards Association	4,966	8.8%	437
<b>Total for Entity</b>	<b>\$7,121</b>		<b>\$1,219</b>
<b>I.S.D. # 690 - Warroad</b>			
Minnesota Rural Education Association	1,849	36.3%	671
Minnesota School Boards Association	4,553	8.8%	401
<b>Total for Entity</b>	<b>\$6,402</b>		<b>\$1,072</b>
<b>I.S.D. # 695 - Chisholm</b>			
Minnesota School Boards Association	3,986	8.8%	351
Range Association of Municipalities and Schools	1,250	75.1%	939
<b>Total for Entity</b>	<b>\$5,236</b>		<b>\$1,290</b>
<b>I.S.D. # 696 - Ely</b>			
Minnesota Rural Education Association	1,497	36.3%	543
Minnesota School Boards Association	3,595	8.8%	316
Range Association of Municipalities and Schools	1,250	75.1%	939
<b>Total for Entity</b>	<b>\$6,342</b>		<b>\$1,798</b>

**Table 5**  
**2021 Lobbying Expenditures Paid With Association Dues**  
**Listed by Entity**

Name of Entity (County) Association Name	Total Local Government Dues	Proportion of Dues Used for Lobbying	Total Dues Used for Lobbying
<b>I.S.D. # 698 - Floodwood</b>			
Minnesota Rural Education Association	1,193	36.3%	433
Minnesota School Boards Association	2,603	8.8%	229
<b>Total for Entity</b>	<b>\$3,796</b>		<b>\$662</b>
<b>I.S.D. # 700 - Hermantown</b>			
Minnesota Rural Education Association	2,250	36.3%	817
Minnesota School Boards Association	6,901	8.8%	607
<b>Total for Entity</b>	<b>\$9,151</b>		<b>\$1,424</b>
<b>I.S.D. # 701 - Hibbing</b>			
Minnesota Rural Education Association	1,125	36.3%	408
Minnesota School Boards Association	7,176	8.8%	631
Range Association of Municipalities and Schools	1,750	75.1%	1,314
<b>Total for Entity</b>	<b>\$10,051</b>		<b>\$2,353</b>
<b>I.S.D. # 704 - Proctor</b>			
Minnesota Rural Education Association	2,250	36.3%	817
Minnesota School Boards Association	6,387	8.8%	562
<b>Total for Entity</b>	<b>\$8,637</b>		<b>\$1,379</b>
<b>I.S.D. # 706 - Virginia</b>			
Minnesota Rural Education Association	1,063	36.3%	386
Range Association of Municipalities and Schools	1,750	75.1%	1,314
<b>Total for Entity</b>	<b>\$2,813</b>		<b>\$1,700</b>
<b>I.S.D. # 707 - Nett Lake</b>			
Minnesota Rural Education Association	1,074	36.3%	390
Minnesota School Boards Association	2,292	8.8%	202
<b>Total for Entity</b>	<b>\$3,366</b>		<b>\$592</b>
<b>I.S.D. # 709 - Duluth</b>			
Association of Metropolitan School Districts, Inc.	1,000	74.8%	748
Minnesota School Boards Association	13,934	8.8%	1,226
<b>Total for Entity</b>	<b>\$14,934</b>		<b>\$1,974</b>



**Table 5**  
**2021 Lobbying Expenditures Paid With Association Dues**  
**Listed by Entity**

Name of Entity (County) Association Name	Total Local Government Dues	Proportion of Dues Used for Lobbying	Total Dues Used for Lobbying
<b>I.S.D. # 712 - Mountain Iron-Buhl</b>			
Minnesota Rural Education Association	848	36.3%	308
Minnesota School Boards Association	3,605	8.8%	317
Range Association of Municipalities and Schools	1,250	75.1%	939
<b>Total for Entity</b>	<b>\$5,703</b>		<b>\$1,564</b>
<b>I.S.D. # 716 - Belle Plaine</b>			
Minnesota School Boards Association	5,984	8.8%	527
Schools for Equity in Education	2,605	80.2%	2,089
<b>Total for Entity</b>	<b>\$8,589</b>		<b>\$2,616</b>
<b>I.S.D. # 717 - Jordan</b>			
Minnesota School Boards Association	6,525	8.8%	574
Schools for Equity in Education	2,986	80.2%	2,395
<b>Total for Entity</b>	<b>\$9,511</b>		<b>\$2,969</b>
<b>I.S.D. # 719 - Prior Lake-Savage Area Schools</b>			
Association of Metropolitan School Districts, Inc.	10,629	74.8%	7,950
Minnesota School Boards Association	14,330	8.8%	1,261
Schools for Equity in Education	11,659	80.2%	9,351
<b>Total for Entity</b>	<b>\$36,618</b>		<b>\$18,562</b>
<b>I.S.D. # 720 - Shakopee</b>			
Association of Metropolitan School Districts, Inc.	10,981	74.8%	8,214
Minnesota School Boards Association	13,792	8.8%	1,214
<b>Total for Entity</b>	<b>\$24,773</b>		<b>\$9,428</b>
<b>I.S.D. # 721 - New Prague Area Schools</b>			
Minnesota School Boards Association	9,736	8.8%	857
Schools for Equity in Education	5,842	80.2%	4,685
<b>Total for Entity</b>	<b>\$15,578</b>		<b>\$5,542</b>
<b>I.S.D. # 726 - Becker</b>			
Minnesota School Boards Association	8,094	8.8%	712
<b>Total for Entity</b>	<b>\$8,094</b>		<b>\$712</b>

**Table 5**  
**2021 Lobbying Expenditures Paid With Association Dues**  
**Listed by Entity**

Name of Entity (County) Association Name	Total Local Government Dues	Proportion of Dues Used for Lobbying	Total Dues Used for Lobbying
<b>I.S.D. # 727 - Big Lake</b>			
Minnesota School Boards Association	8,384	8.8%	738
Schools for Equity in Education	4,434	80.2%	3,556
<b>Total for Entity</b>	<b>\$12,818</b>		<b>\$4,294</b>
<b>I.S.D. # 728 - Elk River</b>			
Association of Metropolitan School Districts, Inc.	11,798	74.8%	8,825
Minnesota School Boards Association	16,138	8.8%	1,420
<b>Total for Entity</b>	<b>\$27,936</b>		<b>\$10,245</b>
<b>I.S.D. # 738 - Holdingford</b>			
Minnesota Rural Education Association	2,032	36.3%	738
Minnesota School Boards Association	4,746	8.8%	418
<b>Total for Entity</b>	<b>\$6,778</b>		<b>\$1,156</b>
<b>I.S.D. # 739 - Kimball</b>			
Minnesota School Boards Association	4,031	8.8%	355
Schools for Equity in Education	2,177	80.2%	1,746
<b>Total for Entity</b>	<b>\$6,208</b>		<b>\$2,101</b>
<b>I.S.D. # 740 - Melrose</b>			
Minnesota School Boards Association	5,221	8.8%	459
Schools for Equity in Education	2,360	80.2%	1,893
<b>Total for Entity</b>	<b>\$7,581</b>		<b>\$2,352</b>
<b>I.S.D. # 741 - Paynesville</b>			
Minnesota School Boards Association	4,484	8.8%	395
Schools for Equity in Education	2,306	80.2%	1,849
<b>Total for Entity</b>	<b>\$6,790</b>		<b>\$2,244</b>
<b>I.S.D. # 742 - Saint Cloud</b>			
Association of Metropolitan School Districts, Inc.	11,798	74.8%	8,825
Minnesota School Boards Association	14,963	8.8%	1,317
<b>Total for Entity</b>	<b>\$26,761</b>		<b>\$10,142</b>
<b>I.S.D. # 743 - Sauk Centre</b>			
Minnesota Rural Education Association	1,903	36.3%	691
Minnesota School Boards Association	4,754	8.8%	418
<b>Total for Entity</b>	<b>\$6,657</b>		<b>\$1,109</b>

**Table 5**  
**2021 Lobbying Expenditures Paid With Association Dues**  
**Listed by Entity**

Name of Entity (County) Association Name	Total Local Government Dues	Proportion of Dues Used for Lobbying	Total Dues Used for Lobbying
<b>I.S.D. # 745 - Albany</b>			
Minnesota School Boards Association	6,340	8.8%	558
Schools for Equity in Education	2,824	80.2%	2,265
<b>Total for Entity</b>	<b>\$9,164</b>		<b>\$2,823</b>
<b>I.S.D. # 748 - Sartell-Saint Stephen</b>			
Minnesota School Boards Association	9,544	8.8%	840
Schools for Equity in Education	5,786	80.2%	4,640
<b>Total for Entity</b>	<b>\$15,330</b>		<b>\$5,480</b>
<b>I.S.D. # 75 - Saint Clair</b>			
Minnesota Rural Education Association	1,663	36.3%	604
Minnesota School Boards Association	3,854	8.8%	339
<b>Total for Entity</b>	<b>\$5,517</b>		<b>\$943</b>
<b>I.S.D. # 750 - Rocori</b>			
Minnesota School Boards Association	7,078	8.8%	623
Schools for Equity in Education	3,453	80.2%	2,769
<b>Total for Entity</b>	<b>\$10,531</b>		<b>\$3,392</b>
<b>I.S.D. # 756 - Blooming Prairie</b>			
Minnesota Rural Education Association	1,763	36.3%	640
Minnesota School Boards Association	4,127	8.8%	363
<b>Total for Entity</b>	<b>\$5,890</b>		<b>\$1,003</b>
<b>I.S.D. # 761 - Owatonna</b>			
Minnesota School Boards Association	10,438	8.8%	919
Schools for Equity in Education	6,809	80.2%	5,461
<b>Total for Entity</b>	<b>\$17,247</b>		<b>\$6,380</b>
<b>I.S.D. # 763 - Medford</b>			
Minnesota School Boards Association	4,409	8.8%	388
Schools for Equity in Education	2,284	80.2%	1,832
<b>Total for Entity</b>	<b>\$6,693</b>		<b>\$2,220</b>
<b>I.S.D. # 768 - Hancock</b>			
Minnesota Rural Education Association	1,302	36.3%	473
Minnesota School Boards Association	3,091	8.8%	272
<b>Total for Entity</b>	<b>\$4,393</b>		<b>\$745</b>

**Table 5**  
**2021 Lobbying Expenditures Paid With Association Dues**  
**Listed by Entity**

Name of Entity (County) Association Name	Total Local Government Dues	Proportion of Dues Used for Lobbying	Total Dues Used for Lobbying
<b>I.S.D. # 77 - Mankato</b>			
Minnesota School Boards Association	14,277	8.8%	1,256
<b>Total for Entity</b>	<b>\$14,277</b>		<b>\$1,256</b>
<b>I.S.D. # 771 - Chokio-Alberta</b>			
Minnesota Rural Education Association	1,145	36.3%	416
Minnesota School Boards Association	2,492	8.8%	219
<b>Total for Entity</b>	<b>\$3,637</b>		<b>\$635</b>
<b>I.S.D. # 775 - Kerkhoven-Murdock-Sunburg</b>			
Minnesota Rural Education Association	1,634	36.3%	593
Minnesota School Boards Association	4,002	8.8%	352
<b>Total for Entity</b>	<b>\$5,636</b>		<b>\$945</b>
<b>I.S.D. # 777 - Benson</b>			
Minnesota Rural Education Association	1,657	36.3%	601
Minnesota School Boards Association	4,149	8.8%	365
<b>Total for Entity</b>	<b>\$5,806</b>		<b>\$966</b>
<b>I.S.D. # 786 - Bertha-Hewitt</b>			
Minnesota Rural Education Association	1,368	36.3%	497
Minnesota School Boards Association	3,448	8.8%	303
<b>Total for Entity</b>	<b>\$4,816</b>		<b>\$800</b>
<b>I.S.D. # 787 - Browerville</b>			
Minnesota Rural Education Association	1,517	36.3%	551
Minnesota School Boards Association	3,494	8.8%	307
<b>Total for Entity</b>	<b>\$5,011</b>		<b>\$858</b>
<b>I.S.D. # 801 - Browns Valley</b>			
Minnesota Rural Education Association	1,097	36.3%	398
Minnesota School Boards Association	2,552	8.8%	225
<b>Total for Entity</b>	<b>\$3,649</b>		<b>\$623</b>
<b>I.S.D. # 803 - Wheaton Area Schools</b>			
Minnesota Rural Education Association	1,358	36.3%	493
Minnesota School Boards Association	3,055	8.8%	269
<b>Total for Entity</b>	<b>\$4,413</b>		<b>\$762</b>

**Table 5**  
**2021 Lobbying Expenditures Paid With Association Dues**  
**Listed by Entity**

Name of Entity (County) Association Name	Total Local Government Dues	Proportion of Dues Used for Lobbying	Total Dues Used for Lobbying
<b>I.S.D. # 81 - Comfrey</b>			
Minnesota School Boards Association	2,428	8.8%	214
<b>Total for Entity</b>	<b>\$2,428</b>		<b>\$214</b>
<b>I.S.D. # 811 - Wabasha-Kellogg</b>			
Minnesota Rural Education Association	717	36.3%	260
Minnesota School Boards Association	3,745	8.8%	330
<b>Total for Entity</b>	<b>\$4,462</b>		<b>\$590</b>
<b>I.S.D. # 813 - Lake City</b>			
Minnesota School Boards Association	5,055	8.8%	445
Schools for Equity in Education	2,306	80.2%	1,849
<b>Total for Entity</b>	<b>\$7,361</b>		<b>\$2,294</b>
<b>I.S.D. # 818 - Verndale</b>			
Minnesota Rural Education Association	1,467	36.3%	533
Minnesota School Boards Association	3,565	8.8%	314
<b>Total for Entity</b>	<b>\$5,032</b>		<b>\$847</b>
<b>I.S.D. # 820 - Sebekka</b>			
Minnesota Rural Education Association	1,392	36.3%	505
Minnesota School Boards Association	3,392	8.8%	298
<b>Total for Entity</b>	<b>\$4,784</b>		<b>\$803</b>
<b>I.S.D. # 821 - Menahga</b>			
Minnesota Rural Education Association	1,926	36.3%	699
Minnesota School Boards Association	4,698	8.8%	413
<b>Total for Entity</b>	<b>\$6,624</b>		<b>\$1,112</b>
<b>I.S.D. # 829 - Waseca</b>			
Minnesota Rural Education Association	2,250	36.3%	817
Minnesota School Boards Association	6,414	8.8%	564
<b>Total for Entity</b>	<b>\$8,664</b>		<b>\$1,381</b>
<b>I.S.D. # 831 - Forest Lake</b>			
Minnesota School Boards Association	11,836	8.8%	1,042
Schools for Equity in Education	7,929	80.2%	6,359
<b>Total for Entity</b>	<b>\$19,765</b>		<b>\$7,401</b>

**Table 5**  
**2021 Lobbying Expenditures Paid With Association Dues**  
**Listed by Entity**

Name of Entity (County) Association Name	Total Local Government Dues	Proportion of Dues Used for Lobbying	Total Dues Used for Lobbying
<b>I.S.D. # 832 - Mahtomedi</b>			
Association of Metropolitan School Districts, Inc.	7,915	74.8%	5,920
Minnesota School Boards Association	8,657	8.8%	762
<b>Total for Entity</b>	<b>\$16,572</b>		<b>\$6,682</b>
<b>I.S.D. # 833 - South Washington County</b>			
Association of Metropolitan School Districts, Inc.	11,798	74.8%	8,825
Minnesota School Boards Association	17,725	8.8%	1,560
<b>Total for Entity</b>	<b>\$29,523</b>		<b>\$10,385</b>
<b>I.S.D. # 834 - Stillwater</b>			
Association of Metropolitan School Districts, Inc.	11,328	74.8%	8,473
Minnesota School Boards Association	13,997	8.8%	1,232
<b>Total for Entity</b>	<b>\$25,325</b>		<b>\$9,705</b>
<b>I.S.D. # 836 - Butterfield</b>			
Minnesota Rural Education Association	1,199	36.3%	435
Minnesota School Boards Association	2,658	8.8%	234
<b>Total for Entity</b>	<b>\$3,857</b>		<b>\$669</b>
<b>I.S.D. # 837 - Madelia</b>			
Minnesota Rural Education Association	1,483	36.3%	538
Minnesota School Boards Association	3,679	8.8%	324
<b>Total for Entity</b>	<b>\$5,162</b>		<b>\$862</b>
<b>I.S.D. # 84 - Sleepy Eye</b>			
Minnesota Rural Education Association	1,467	36.3%	533
Minnesota School Boards Association	3,584	8.8%	315
<b>Total for Entity</b>	<b>\$5,051</b>		<b>\$848</b>
<b>I.S.D. # 840 - Saint James</b>			
Minnesota Rural Education Association	1,882	36.3%	683
Minnesota School Boards Association	4,625	8.8%	407
<b>Total for Entity</b>	<b>\$6,507</b>		<b>\$1,090</b>
<b>I.S.D. # 846 - Breckenridge</b>			
Minnesota Rural Education Association	1,613	36.3%	586
Minnesota School Boards Association	3,718	8.8%	327
<b>Total for Entity</b>	<b>\$5,331</b>		<b>\$913</b>

**Table 5**  
**2021 Lobbying Expenditures Paid With Association Dues**  
**Listed by Entity**

Name of Entity (County) Association Name	Total Local Government Dues	Proportion of Dues Used for Lobbying	Total Dues Used for Lobbying
<b>I.S.D. # 85 - Springfield</b>			
Minnesota Rural Education Association	1,449	36.3%	526
Minnesota School Boards Association	3,573	8.8%	314
<b>Total for Entity</b>	<b>\$5,022</b>		<b>\$840</b>
<b>I.S.D. # 850 - Rothsay</b>			
Minnesota Rural Education Association	1,286	36.3%	467
Minnesota School Boards Association	2,850	8.8%	251
<b>Total for Entity</b>	<b>\$4,136</b>		<b>\$718</b>
<b>I.S.D. # 852 - Campbell-Tintah</b>			
Minnesota Rural Education Association	1,122	36.3%	407
Minnesota School Boards Association	2,418	8.8%	213
<b>Total for Entity</b>	<b>\$3,540</b>		<b>\$620</b>
<b>I.S.D. # 857 - Lewiston-Altura</b>			
Minnesota Rural Education Association	1,707	36.3%	620
Minnesota School Boards Association	3,924	8.8%	345
<b>Total for Entity</b>	<b>\$5,631</b>		<b>\$965</b>
<b>I.S.D. # 858 - Saint Charles</b>			
Minnesota Rural Education Association	2,042	36.3%	741
Minnesota School Boards Association	4,580	8.8%	403
<b>Total for Entity</b>	<b>\$6,622</b>		<b>\$1,144</b>
<b>I.S.D. # 861 - Winona Area Public Schools</b>			
Minnesota School Boards Association	7,707	8.8%	678
<b>Total for Entity</b>	<b>\$7,707</b>		<b>\$678</b>
<b>I.S.D. # 876 - Annandale</b>			
Minnesota School Boards Association	6,709	8.8%	590
Schools for Equity in Education	3,164	80.2%	2,538
<b>Total for Entity</b>	<b>\$9,873</b>		<b>\$3,128</b>
<b>I.S.D. # 877 - Buffalo</b>			
Minnesota School Boards Association	11,627	8.8%	1,023
Schools for Equity in Education	7,741	80.2%	6,208
<b>Total for Entity</b>	<b>\$19,368</b>		<b>\$7,231</b>

**Table 5**  
**2021 Lobbying Expenditures Paid With Association Dues**  
**Listed by Entity**

Name of Entity (County) Association Name	Total Local Government Dues	Proportion of Dues Used for Lobbying	Total Dues Used for Lobbying
<b>I.S.D. # 879 - Delano</b>			
Minnesota School Boards Association	7,441	8.8%	655
Schools for Equity in Education	3,786	80.2%	3,036
<b>Total for Entity</b>	<b>\$11,227</b>		<b>\$3,691</b>
<b>I.S.D. # 88 - New Ulm</b>			
Minnesota Rural Education Association	2,250	36.3%	817
Minnesota School Boards Association	6,980	8.8%	614
<b>Total for Entity</b>	<b>\$9,230</b>		<b>\$1,431</b>
<b>I.S.D. # 881 - Maple Lake</b>			
Minnesota Rural Education Association	907	36.3%	329
Minnesota School Boards Association	4,225	8.8%	372
<b>Total for Entity</b>	<b>\$5,132</b>		<b>\$701</b>
<b>I.S.D. # 882 - Monticello</b>			
Minnesota School Boards Association	9,667	8.8%	851
Schools for Equity in Education	5,842	80.2%	4,685
<b>Total for Entity</b>	<b>\$15,509</b>		<b>\$5,536</b>
<b>I.S.D. # 883 - Rockford</b>			
Association of Metropolitan School Districts, Inc.	7,500	74.8%	5,610
Minnesota Rural Education Association	2,250	36.3%	817
Minnesota School Boards Association	6,088	8.8%	536
Schools for Equity in Education	2,613	80.2%	2,096
<b>Total for Entity</b>	<b>\$18,451</b>		<b>\$9,059</b>
<b>I.S.D. # 885 - Saint Michael-Albertville</b>			
Minnesota School Boards Association	12,417	8.8%	1,093
Schools for Equity in Education	8,675	80.2%	6,957
<b>Total for Entity</b>	<b>\$21,092</b>		<b>\$8,050</b>
<b>I.S.D. # 891 - Canby</b>			
Minnesota Rural Education Association	1,399	36.3%	508
Minnesota School Boards Association	3,607	8.8%	317
<b>Total for Entity</b>	<b>\$5,006</b>		<b>\$825</b>



**Table 5**  
**2021 Lobbying Expenditures Paid With Association Dues**  
**Listed by Entity**

Name of Entity (County) Association Name	Total Local Government Dues	Proportion of Dues Used for Lobbying	Total Dues Used for Lobbying
<b>I.S.D. # 91 - Barnum</b>			
Minnesota Rural Education Association	1,681	36.3%	610
Minnesota School Boards Association	3,959	8.8%	348
<b>Total for Entity</b>	<b>\$5,640</b>		<b>\$958</b>
<b>I.S.D. # 911 - Cambridge-Isanti</b>			
Minnesota Rural Education Association	2,125	36.3%	771
Minnesota School Boards Association	10,834	8.8%	953
Schools for Equity in Education	6,707	80.2%	5,379
<b>Total for Entity</b>	<b>\$19,666</b>		<b>\$7,103</b>
<b>I.S.D. # 912 - Milaca</b>			
Minnesota School Boards Association	6,244	8.8%	549
Schools for Equity in Education	2,802	80.2%	2,247
<b>Total for Entity</b>	<b>\$9,046</b>		<b>\$2,796</b>
<b>I.S.D. # 914 - Ulen-Hitterdal</b>			
Minnesota School Boards Association	2,878	8.8%	253
<b>Total for Entity</b>	<b>\$2,878</b>		<b>\$253</b>
<b>I.S.D. # 93 - Carlton</b>			
Minnesota Rural Education Association	1,374	36.3%	499
Minnesota School Boards Association	3,213	8.8%	283
<b>Total for Entity</b>	<b>\$4,587</b>		<b>\$782</b>
<b>I.S.D. # 94 - Cloquet</b>			
Minnesota Rural Education Association	2,125	36.3%	771
Minnesota School Boards Association	7,915	8.8%	697
<b>Total for Entity</b>	<b>\$10,040</b>		<b>\$1,468</b>
<b>I.S.D. # 95 - Cromwell-Wright</b>			
Minnesota Rural Education Association	1,220	36.3%	443
Minnesota School Boards Association	2,966	8.8%	261
<b>Total for Entity</b>	<b>\$4,186</b>		<b>\$704</b>
<b>I.S.D. # 97 - Moose Lake</b>			
Minnesota Rural Education Association	1,520	36.3%	552
Minnesota School Boards Association	3,677	8.8%	324
<b>Total for Entity</b>	<b>\$5,197</b>		<b>\$876</b>

**Table 5**  
**2021 Lobbying Expenditures Paid With Association Dues**  
**Listed by Entity**

Name of Entity (County) Association Name	Total Local Government Dues	Proportion of Dues Used for Lobbying	Total Dues Used for Lobbying
<b>I.S.D. # 99 - Esko</b>			
Minnesota Rural Education Association	2,105	36.3%	764
Minnesota School Boards Association	5,155	8.8%	454
<b>Total for Entity</b>	<b>\$7,260</b>		<b>\$1,218</b>
<b>Ida Township (Douglas)</b>			
Minnesota Association of Townships	829	10.3%	85
<b>Total for Entity</b>	<b>\$829</b>		<b>\$85</b>
<b>Ideal Township (Crow Wing)</b>			
Minnesota Association of Townships	762	10.3%	78
<b>Total for Entity</b>	<b>\$762</b>		<b>\$78</b>
<b>Idun Township (Aitkin)</b>			
Minnesota Association of Townships	421	10.3%	43
<b>Total for Entity</b>	<b>\$421</b>		<b>\$43</b>
<b>Indian Lake Township (Nobles)</b>			
Minnesota Association of Townships	339	10.3%	35
<b>Total for Entity</b>	<b>\$339</b>		<b>\$35</b>
<b>Industrial Township (Saint Louis)</b>			
Minnesota Association of Townships	592	10.3%	61
<b>Total for Entity</b>	<b>\$592</b>		<b>\$61</b>
<b>Inguadona Township (Cass)</b>			
Minnesota Association of Townships	329	10.3%	34
<b>Total for Entity</b>	<b>\$329</b>		<b>\$34</b>
<b>Inman Township (Otter Tail)</b>			
Minnesota Association of Townships	431	10.3%	44
<b>Total for Entity</b>	<b>\$431</b>		<b>\$44</b>
<b>Intermediate School District - # 287</b>			
Association of Metropolitan School Districts, Inc.	6,757	74.8%	5,054
Minnesota School Boards Association	9,761	8.8%	859
<b>Total for Entity</b>	<b>\$16,518</b>		<b>\$5,913</b>

**Table 5**  
**2021 Lobbying Expenditures Paid With Association Dues**  
**Listed by Entity**

Name of Entity (County) Association Name	Total Local Government Dues	Proportion of Dues Used for Lobbying	Total Dues Used for Lobbying
<b>Intermediate School District - # 917</b>			
Association of Metropolitan School Districts, Inc.	3,700	74.8%	2,768
Minnesota School Boards Association	5,936	8.8%	522
<b>Total for Entity</b>	<b>\$9,636</b>		<b>\$3,290</b>
<b>Iona Township (Murray)</b>			
Minnesota Association of Townships	318	10.3%	33
<b>Total for Entity</b>	<b>\$318</b>		<b>\$33</b>
<b>Iona Township (Todd)</b>			
Minnesota Association of Townships	500	10.3%	52
<b>Total for Entity</b>	<b>\$500</b>		<b>\$52</b>
<b>Iosco Township (Waseca)</b>			
Minnesota Association of Townships	508	10.3%	52
<b>Total for Entity</b>	<b>\$508</b>		<b>\$52</b>
<b>Irondale Township (Crow Wing)</b>			
Minnesota Association of Townships	774	10.3%	80
<b>Total for Entity</b>	<b>\$774</b>		<b>\$80</b>
<b>Irving Township (Kandiyohi)</b>			
Minnesota Association of Townships	635	10.3%	65
<b>Total for Entity</b>	<b>\$635</b>		<b>\$65</b>
<b>Isanti County</b>			
Association of Minnesota Counties	16,714	17.0%	2,841
Greater Minnesota Parks and Trails	300	62.7%	188
<b>Total for Entity</b>	<b>\$17,014</b>		<b>\$3,029</b>
<b>Isanti Soil and Water Conservation District</b>			
Minnesota Association of Soil and Water Conservation Districts	4,168	15.0%	625
<b>Total for Entity</b>	<b>\$4,168</b>		<b>\$625</b>
<b>Isanti Township (Isanti)</b>			
Minnesota Association of Townships	1,114	10.3%	115
<b>Total for Entity</b>	<b>\$1,114</b>		<b>\$115</b>
<b>Island Lake Township (Lyon)</b>			
Minnesota Association of Townships	322	10.3%	33
<b>Total for Entity</b>	<b>\$322</b>		<b>\$33</b>

**Table 5**  
**2021 Lobbying Expenditures Paid With Association Dues**  
**Listed by Entity**

Name of Entity (County) Association Name	Total Local Government Dues	Proportion of Dues Used for Lobbying	Total Dues Used for Lobbying
<b>Island Lake Township (Mahnomen)</b>			
Minnesota Association of Townships	348	10.3%	36
<b>Total for Entity</b>	<b>\$348</b>		<b>\$36</b>
<b>Isle Harbor Township (Mille Lacs)</b>			
Minnesota Association of Townships	524	10.3%	54
<b>Total for Entity</b>	<b>\$524</b>		<b>\$54</b>
<b>Itasca Area Schools Collaborative</b>			
Minnesota Rural Education Association	540	36.3%	196
<b>Total for Entity</b>	<b>\$540</b>		<b>\$196</b>
<b>Itasca County</b>			
Arrowhead Counties Association	2,750	85.0%	2,338
Association of Minnesota Counties	19,620	17.0%	3,335
Greater Minnesota Parks and Trails	300	62.7%	188
<b>Total for Entity</b>	<b>\$22,670</b>		<b>\$5,861</b>
<b>Itasca County Soil and Water Conservation District</b>			
Minnesota Association of Soil and Water Conservation Districts	4,619	15.0%	693
<b>Total for Entity</b>	<b>\$4,619</b>		<b>\$693</b>
<b>Itasca Township (Clearwater)</b>			
Minnesota Association of Townships	315	10.3%	32
<b>Total for Entity</b>	<b>\$315</b>		<b>\$32</b>
<b>Jackson County</b>			
Association of Minnesota Counties	10,183	17.0%	1,731
Greater Minnesota Parks and Trails	225	62.7%	141
<b>Total for Entity</b>	<b>\$10,408</b>		<b>\$1,872</b>
<b>Jackson Housing and Redevelopment Authority</b>			
Greater Minnesota Partnership	250	80.2%	200
<b>Total for Entity</b>	<b>\$250</b>		<b>\$200</b>
<b>Jackson Soil and Water Conservation District</b>			
Minnesota Association of Soil and Water Conservation Districts	3,215	15.0%	482
<b>Total for Entity</b>	<b>\$3,215</b>		<b>\$482</b>

**Table 5**  
**2021 Lobbying Expenditures Paid With Association Dues**  
**Listed by Entity**

Name of Entity (County) Association Name	Total Local Government Dues	Proportion of Dues Used for Lobbying	Total Dues Used for Lobbying
<b>Jackson Township (Scott)</b>			
Minnesota Association of Townships	903	10.3%	93
<b>Total for Entity</b>	<b>\$903</b>		<b>\$93</b>
<b>Jadis Township (Roseau)</b>			
Minnesota Association of Townships	517	10.3%	53
<b>Total for Entity</b>	<b>\$517</b>		<b>\$53</b>
<b>Jamestown Township (Blue Earth)</b>			
Minnesota Association of Townships	535	10.3%	55
<b>Total for Entity</b>	<b>\$535</b>		<b>\$55</b>
<b>Janesville Township (Waseca)</b>			
Minnesota Association of Townships	503	10.3%	52
<b>Total for Entity</b>	<b>\$503</b>		<b>\$52</b>
<b>Jay Township (Martin)</b>			
Minnesota Association of Townships	339	10.3%	35
<b>Total for Entity</b>	<b>\$339</b>		<b>\$35</b>
<b>Jefferson Township (Houston)</b>			
Minnesota Association of Townships	313	10.3%	32
<b>Total for Entity</b>	<b>\$313</b>		<b>\$32</b>
<b>Jenkins Township (Crow Wing)</b>			
Minnesota Association of Townships	464	10.3%	48
<b>Total for Entity</b>	<b>\$464</b>		<b>\$48</b>
<b>Jessenland Township (Sibley)</b>			
Minnesota Association of Townships	482	10.3%	50
<b>Total for Entity</b>	<b>\$482</b>		<b>\$50</b>
<b>Jevne Township (Aitkin)</b>			
Minnesota Association of Townships	443	10.3%	46
<b>Total for Entity</b>	<b>\$443</b>		<b>\$46</b>
<b>Jo Daviess Township (Faribault)</b>			
Minnesota Association of Townships	342	10.3%	35
<b>Total for Entity</b>	<b>\$342</b>		<b>\$35</b>

**Table 5**  
**2021 Lobbying Expenditures Paid With Association Dues**  
**Listed by Entity**

Name of Entity (County) Association Name	Total Local Government Dues	Proportion of Dues Used for Lobbying	Total Dues Used for Lobbying
<b>Joe River Watershed District</b>			
Minnesota Association of Watershed Districts	553	33.4%	185
<b>Total for Entity</b>	<b>\$553</b>		<b>\$185</b>
<b>Johnson Township (Polk)</b>			
Minnesota Association of Townships	286	10.3%	29
<b>Total for Entity</b>	<b>\$286</b>		<b>\$29</b>
<b>Johnsonville Township (Redwood)</b>			
Minnesota Association of Townships	312	10.3%	32
<b>Total for Entity</b>	<b>\$312</b>		<b>\$32</b>
<b>Jones Township (Beltrami)</b>			
Minnesota Association of Townships	431	10.3%	44
<b>Total for Entity</b>	<b>\$431</b>		<b>\$44</b>
<b>Jordan Township (Fillmore)</b>			
Minnesota Association of Townships	457	10.3%	47
<b>Total for Entity</b>	<b>\$457</b>		<b>\$47</b>
<b>Judson Township (Blue Earth)</b>			
Minnesota Association of Townships	506	10.3%	52
<b>Total for Entity</b>	<b>\$506</b>		<b>\$52</b>
<b>Jupiter Township (Kittson)</b>			
Minnesota Association of Townships	300	10.3%	31
<b>Total for Entity</b>	<b>\$300</b>		<b>\$31</b>
<b>Kabetogama Township (Saint Louis)</b>			
Minnesota Association of Townships	308	10.3%	32
<b>Total for Entity</b>	<b>\$308</b>		<b>\$32</b>
<b>Kalevala Township (Carlton)</b>			
Minnesota Association of Townships	442	10.3%	46
<b>Total for Entity</b>	<b>\$442</b>		<b>\$46</b>
<b>Kalmar Township (Olmsted)</b>			
Minnesota Association of Townships	758	10.3%	78
<b>Total for Entity</b>	<b>\$758</b>		<b>\$78</b>

**Table 5**  
**2021 Lobbying Expenditures Paid With Association Dues**  
**Listed by Entity**

Name of Entity (County) Association Name	Total Local Government Dues	Proportion of Dues Used for Lobbying	Total Dues Used for Lobbying
<b>Kanabec County</b>			
Association of Minnesota Counties	9,136	17.0%	1,553
<b>Total for Entity</b>	<b>\$9,136</b>		<b>\$1,553</b>
<b>Kanabec Soil and Water Conservation District</b>			
Minnesota Association of Soil and Water Conservation Districts	3,138	15.0%	471
<b>Total for Entity</b>	<b>\$3,138</b>		<b>\$471</b>
<b>Kanabec Township (Kanabec)</b>			
Minnesota Association of Townships	644	10.3%	66
<b>Total for Entity</b>	<b>\$644</b>		<b>\$66</b>
<b>Kanaranzi Township (Rock)</b>			
Minnesota Association of Townships	344	10.3%	35
<b>Total for Entity</b>	<b>\$344</b>		<b>\$35</b>
<b>Kanaranzi-Little Rock Watershed District</b>			
Minnesota Association of Watershed Districts	4,214	33.4%	1,407
<b>Total for Entity</b>	<b>\$4,214</b>		<b>\$1,407</b>
<b>Kandiyohi County</b>			
Association of Minnesota Counties	18,926	17.0%	3,217
<b>Total for Entity</b>	<b>\$18,926</b>		<b>\$3,217</b>
<b>Kandiyohi County Housing and Redevelopment Authority</b>			
League of Minnesota Cities	2,045	11.0%	225
<b>Total for Entity</b>	<b>\$2,045</b>		<b>\$225</b>
<b>Kandiyohi Soil and Water Conservation District</b>			
Minnesota Association of Soil and Water Conservation Districts	4,502	15.0%	675
<b>Total for Entity</b>	<b>\$4,502</b>		<b>\$675</b>
<b>Kandiyohi Township (Kandiyohi)</b>			
Minnesota Association of Townships	545	10.3%	56
<b>Total for Entity</b>	<b>\$545</b>		<b>\$56</b>
<b>Kandota Township (Todd)</b>			
Minnesota Association of Townships	578	10.3%	60
<b>Total for Entity</b>	<b>\$578</b>		<b>\$60</b>

**Table 5**  
**2021 Lobbying Expenditures Paid With Association Dues**  
**Listed by Entity**

Name of Entity (County) Association Name	Total Local Government Dues	Proportion of Dues Used for Lobbying	Total Dues Used for Lobbying
<b>Kasota Township (Le Sueur)</b>			
Minnesota Association of Townships	934	10.3%	96
<b>Total for Entity</b>	<b>\$934</b>		<b>\$96</b>
<b>Kathio Township (Mille Lacs)</b>			
Minnesota Association of Townships	937	10.3%	97
<b>Total for Entity</b>	<b>\$937</b>		<b>\$97</b>
<b>Keene Township (Clay)</b>			
Minnesota Association of Townships	316	10.3%	33
<b>Total for Entity</b>	<b>\$316</b>		<b>\$33</b>
<b>Kego Township (Cass)</b>			
Minnesota Association of Townships	518	10.3%	53
<b>Total for Entity</b>	<b>\$518</b>		<b>\$53</b>
<b>Kelliher Township (Beltrami)</b>			
Minnesota Association of Townships	311	10.3%	32
<b>Total for Entity</b>	<b>\$311</b>		<b>\$32</b>
<b>Kelsey Township (Saint Louis)</b>			
Minnesota Association of Townships	309	10.3%	32
<b>Total for Entity</b>	<b>\$309</b>		<b>\$32</b>
<b>Kelso Township (Sibley)</b>			
Minnesota Association of Townships	428	10.3%	44
<b>Total for Entity</b>	<b>\$428</b>		<b>\$44</b>
<b>Kenyon Township (Goodhue)</b>			
Minnesota Association of Townships	462	10.3%	48
<b>Total for Entity</b>	<b>\$462</b>		<b>\$48</b>
<b>Kerkhoven Township (Swift)</b>			
Minnesota Association of Townships	343	10.3%	35
<b>Total for Entity</b>	<b>\$343</b>		<b>\$35</b>
<b>Kerrick Township (Pine)</b>			
Minnesota Association of Townships	449	10.3%	46
<b>Total for Entity</b>	<b>\$449</b>		<b>\$46</b>



**Table 5**  
**2021 Lobbying Expenditures Paid With Association Dues**  
**Listed by Entity**

Name of Entity (County) Association Name	Total Local Government Dues	Proportion of Dues Used for Lobbying	Total Dues Used for Lobbying
<b>Kertsonville Township (Polk)</b>			
Minnesota Association of Townships	298	10.3%	31
<b>Total for Entity</b>	<b>\$298</b>		<b>\$31</b>
<b>Kettle River Township (Pine)</b>			
Minnesota Association of Townships	503	10.3%	52
<b>Total for Entity</b>	<b>\$503</b>		<b>\$52</b>
<b>Keystone Township (Polk)</b>			
Minnesota Association of Townships	297	10.3%	31
<b>Total for Entity</b>	<b>\$297</b>		<b>\$31</b>
<b>Kiester Township (Faribault)</b>			
Minnesota Association of Townships	346	10.3%	36
<b>Total for Entity</b>	<b>\$346</b>		<b>\$36</b>
<b>Kildare Township (Swift)</b>			
Minnesota Association of Townships	314	10.3%	32
<b>Total for Entity</b>	<b>\$314</b>		<b>\$32</b>
<b>Kilkenny Township (Le Sueur)</b>			
Minnesota Association of Townships	480	10.3%	49
<b>Total for Entity</b>	<b>\$480</b>		<b>\$49</b>
<b>Kimball Township (Jackson)</b>			
Minnesota Association of Townships	308	10.3%	32
<b>Total for Entity</b>	<b>\$308</b>		<b>\$32</b>
<b>Kimberly Township (Aitkin)</b>			
Minnesota Association of Townships	330	10.3%	34
<b>Total for Entity</b>	<b>\$330</b>		<b>\$34</b>
<b>King Township (Polk)</b>			
Minnesota Association of Townships	339	10.3%	35
<b>Total for Entity</b>	<b>\$339</b>		<b>\$35</b>
<b>Kinghurst Township (Itasca)</b>			
Minnesota Association of Townships	304	10.3%	31
<b>Total for Entity</b>	<b>\$304</b>		<b>\$31</b>

**Table 5**  
**2021 Lobbying Expenditures Paid With Association Dues**  
**Listed by Entity**

Name of Entity (County) Association Name	Total Local Government Dues	Proportion of Dues Used for Lobbying	Total Dues Used for Lobbying
<b>Kingman Township (Renville)</b>			
Minnesota Association of Townships	329	10.3%	34
<b>Total for Entity</b>	<b>\$329</b>		<b>\$34</b>
<b>Kingston Township (Meeker)</b>			
Minnesota Association of Townships	804	10.3%	83
<b>Total for Entity</b>	<b>\$804</b>		<b>\$83</b>
<b>Kintire Township (Redwood)</b>			
Minnesota Association of Townships	329	10.3%	34
<b>Total for Entity</b>	<b>\$329</b>		<b>\$34</b>
<b>Kittson County</b>			
Association of Minnesota Counties	5,106	17.0%	868
Minnesota Rural Counties Caucus	2,200	43.0%	946
<b>Total for Entity</b>	<b>\$7,306</b>		<b>\$1,814</b>
<b>Kittson Soil and Water Conservation District</b>			
Minnesota Association of Soil and Water Conservation Districts	2,566	15.0%	385
<b>Total for Entity</b>	<b>\$2,566</b>		<b>\$385</b>
<b>Knife Lake Township (Kanabec)</b>			
Minnesota Association of Townships	785	10.3%	81
<b>Total for Entity</b>	<b>\$785</b>		<b>\$81</b>
<b>Knute Township (Polk)</b>			
Minnesota Association of Townships	510	10.3%	53
<b>Total for Entity</b>	<b>\$510</b>		<b>\$53</b>
<b>Koochiching County</b>			
Arrowhead Counties Association	2,750	85.0%	2,338
Association of Minnesota Counties	7,850	17.0%	1,334
Minnesota Rural Counties Caucus	2,300	43.0%	989
<b>Total for Entity</b>	<b>\$12,900</b>		<b>\$4,661</b>
<b>Koochiching Soil and Water Conservation District</b>			
Minnesota Association of Soil and Water Conservation Districts	2,961	15.0%	444
<b>Total for Entity</b>	<b>\$2,961</b>		<b>\$444</b>

**Table 5**  
**2021 Lobbying Expenditures Paid With Association Dues**  
**Listed by Entity**

Name of Entity (County) Association Name	Total Local Government Dues	Proportion of Dues Used for Lobbying	Total Dues Used for Lobbying
<b>Kragero Township (Chippewa)</b>			
Minnesota Association of Townships	304	10.3%	31
<b>Total for Entity</b>	<b>\$304</b>		<b>\$31</b>
<b>Kragnes Township (Clay)</b>			
Minnesota Association of Townships	430	10.3%	44
<b>Total for Entity</b>	<b>\$430</b>		<b>\$44</b>
<b>Krain Township (Stearns)</b>			
Minnesota Association of Townships	738	10.3%	76
<b>Total for Entity</b>	<b>\$738</b>		<b>\$76</b>
<b>Kratka Township (Pennington)</b>			
Minnesota Association of Townships	311	10.3%	32
<b>Total for Entity</b>	<b>\$311</b>		<b>\$32</b>
<b>Kroschel Township (Kanabec)</b>			
Minnesota Association of Townships	338	10.3%	35
<b>Total for Entity</b>	<b>\$338</b>		<b>\$35</b>
<b>Kugler Township (Saint Louis)</b>			
Minnesota Association of Townships	325	10.3%	33
<b>Total for Entity</b>	<b>\$325</b>		<b>\$33</b>
<b>Kurtz Township (Clay)</b>			
Minnesota Association of Townships	429	10.3%	44
<b>Total for Entity</b>	<b>\$429</b>		<b>\$44</b>
<b>La Crescent Township (Houston)</b>			
Minnesota Association of Townships	757	10.3%	78
<b>Total for Entity</b>	<b>\$757</b>		<b>\$78</b>
<b>La Crosse Township (Jackson)</b>			
Minnesota Association of Townships	313	10.3%	32
<b>Total for Entity</b>	<b>\$313</b>		<b>\$32</b>
<b>La Garde Township (Mahnomen)</b>			
Minnesota Association of Townships	326	10.3%	34
<b>Total for Entity</b>	<b>\$326</b>		<b>\$34</b>

**Table 5**  
**2021 Lobbying Expenditures Paid With Association Dues**  
**Listed by Entity**

Name of Entity (County) Association Name	Total Local Government Dues	Proportion of Dues Used for Lobbying	Total Dues Used for Lobbying
<b>La Grand Township (Douglas)</b>			
Minnesota Association of Townships	1,760	10.3%	181
<b>Total for Entity</b>	<b>\$1,760</b>		<b>\$181</b>
<b>La Prairie Township (Clearwater)</b>			
Minnesota Association of Townships	454	10.3%	47
<b>Total for Entity</b>	<b>\$454</b>		<b>\$47</b>
<b>Lac qui Parle County</b>			
Association of Minnesota Counties	7,978	17.0%	1,356
Greater Minnesota Parks and Trails	150	62.7%	94
<b>Total for Entity</b>	<b>\$8,128</b>		<b>\$1,450</b>
<b>Lac qui Parle Soil and Water Conservation District</b>			
Minnesota Association of Soil and Water Conservation Districts	2,964	15.0%	445
<b>Total for Entity</b>	<b>\$2,964</b>		<b>\$445</b>
<b>Lac qui Parle Township (Lac qui Parle)</b>			
Minnesota Association of Townships	322	10.3%	33
<b>Total for Entity</b>	<b>\$322</b>		<b>\$33</b>
<b>Lac qui Parle-Yellow Bank Watershed District</b>			
Minnesota Association of Watershed Districts	7,251	33.4%	2,422
<b>Total for Entity</b>	<b>\$7,251</b>		<b>\$2,422</b>
<b>Lafayette Township (Nicollet)</b>			
Minnesota Association of Townships	562	10.3%	58
<b>Total for Entity</b>	<b>\$562</b>		<b>\$58</b>
<b>Lake Alice Township (Hubbard)</b>			
Minnesota Association of Townships	302	10.3%	31
<b>Total for Entity</b>	<b>\$302</b>		<b>\$31</b>
<b>Lake Andrew Township (Kandiyohi)</b>			
Minnesota Association of Townships	655	10.3%	67
<b>Total for Entity</b>	<b>\$655</b>		<b>\$67</b>
<b>Lake Belt Township (Martin)</b>			
Minnesota Association of Townships	324	10.3%	33
<b>Total for Entity</b>	<b>\$324</b>		<b>\$33</b>

**Table 5**  
**2021 Lobbying Expenditures Paid With Association Dues**  
**Listed by Entity**

Name of Entity (County) Association Name	Total Local Government Dues	Proportion of Dues Used for Lobbying	Total Dues Used for Lobbying
<b>Lake Benton Township (Lincoln)</b>			
Minnesota Association of Townships	343	10.3%	35
<b>Total for Entity</b>	<b>\$343</b>		<b>\$35</b>
<b>Lake County</b>			
Arrowhead Counties Association	2,750	85.0%	2,338
Association of Minnesota Counties	8,005	17.0%	1,361
Greater Minnesota Parks and Trails	225	62.7%	141
<b>Total for Entity</b>	<b>\$10,980</b>		<b>\$3,840</b>
<b>Lake County Soil and Water Conservation District</b>			
Minnesota Association of Soil and Water Conservation Districts	2,985	15.0%	448
<b>Total for Entity</b>	<b>\$2,985</b>		<b>\$448</b>
<b>Lake Edward Township (Crow Wing)</b>			
Minnesota Association of Townships	1,096	10.3%	113
<b>Total for Entity</b>	<b>\$1,096</b>		<b>\$113</b>
<b>Lake Elizabeth Township (Kandiyohi)</b>			
Minnesota Association of Townships	339	10.3%	35
<b>Total for Entity</b>	<b>\$339</b>		<b>\$35</b>
<b>Lake Emma Township (Hubbard)</b>			
Minnesota Association of Townships	659	10.3%	68
<b>Total for Entity</b>	<b>\$659</b>		<b>\$68</b>
<b>Lake Eunice Township (Becker)</b>			
Minnesota Association of Townships	948	10.3%	98
<b>Total for Entity</b>	<b>\$948</b>		<b>\$98</b>
<b>Lake Fremont Township (Martin)</b>			
Minnesota Association of Townships	314	10.3%	32
<b>Total for Entity</b>	<b>\$314</b>		<b>\$32</b>
<b>Lake George Township (Hubbard)</b>			
Minnesota Association of Townships	465	10.3%	48
<b>Total for Entity</b>	<b>\$465</b>		<b>\$48</b>
<b>Lake George Township (Stearns)</b>			
Minnesota Association of Townships	448	10.3%	46
<b>Total for Entity</b>	<b>\$448</b>		<b>\$46</b>

**Table 5**  
**2021 Lobbying Expenditures Paid With Association Dues**  
**Listed by Entity**

Name of Entity (County) Association Name	Total Local Government Dues	Proportion of Dues Used for Lobbying	Total Dues Used for Lobbying
<b>Lake Grove Township (Mahnomen)</b>			
Minnesota Association of Townships	332	10.3%	34
<b>Total for Entity</b>	<b>\$332</b>		<b>\$34</b>
<b>Lake Hanska Township (Brown)</b>			
Minnesota Association of Townships	442	10.3%	46
<b>Total for Entity</b>	<b>\$442</b>		<b>\$46</b>
<b>Lake Hattie Township (Hubbard)</b>			
Minnesota Association of Townships	341	10.3%	35
<b>Total for Entity</b>	<b>\$341</b>		<b>\$35</b>
<b>Lake Henry Township (Stearns)</b>			
Minnesota Association of Townships	429	10.3%	44
<b>Total for Entity</b>	<b>\$429</b>		<b>\$44</b>
<b>Lake Ida Township (Norman)</b>			
Minnesota Association of Townships	317	10.3%	33
<b>Total for Entity</b>	<b>\$317</b>		<b>\$33</b>
<b>Lake Jessie Township (Itasca)</b>			
Minnesota Association of Townships	429	10.3%	44
<b>Total for Entity</b>	<b>\$429</b>		<b>\$44</b>
<b>Lake Johanna Township (Pope)</b>			
Minnesota Association of Townships	313	10.3%	32
<b>Total for Entity</b>	<b>\$313</b>		<b>\$32</b>
<b>Lake Lillian Township (Kandiyohi)</b>			
Minnesota Association of Townships	327	10.3%	34
<b>Total for Entity</b>	<b>\$327</b>		<b>\$34</b>
<b>Lake Marshall Township (Lyon)</b>			
Minnesota Association of Townships	516	10.3%	53
<b>Total for Entity</b>	<b>\$516</b>		<b>\$53</b>
<b>Lake Mary Township (Douglas)</b>			
Minnesota Association of Townships	773	10.3%	80
<b>Total for Entity</b>	<b>\$773</b>		<b>\$80</b>

**Table 5**  
**2021 Lobbying Expenditures Paid With Association Dues**  
**Listed by Entity**

Name of Entity (County) Association Name	Total Local Government Dues	Proportion of Dues Used for Lobbying	Total Dues Used for Lobbying
<b>Lake Minnetonka Conservation District</b>			
League of Minnesota Cities	2,045	11.0%	225
<b>Total for Entity</b>	<b>\$2,045</b>		<b>\$225</b>
<b>Lake of the Woods County</b>			
Association of Minnesota Counties	4,517	17.0%	768
Minnesota Rural Counties Caucus	2,200	43.0%	946
<b>Total for Entity</b>	<b>\$6,717</b>		<b>\$1,714</b>
<b>Lake of the Woods Soil and Water Conservation District</b>			
Minnesota Association of Soil and Water Conservation Districts	2,489	15.0%	373
<b>Total for Entity</b>	<b>\$2,489</b>		<b>\$373</b>
<b>Lake Park Township (Becker)</b>			
Minnesota Association of Townships	505	10.3%	52
<b>Total for Entity</b>	<b>\$505</b>		<b>\$52</b>
<b>Lake Pleasant Township (Red Lake)</b>			
Minnesota Association of Townships	302	10.3%	31
<b>Total for Entity</b>	<b>\$302</b>		<b>\$31</b>
<b>Lake Prairie Township (Nicollet)</b>			
Minnesota Association of Townships	556	10.3%	57
<b>Total for Entity</b>	<b>\$556</b>		<b>\$57</b>
<b>Lake Pulaski Improvement District</b>			
League of Minnesota Cities	2,045	11.0%	225
<b>Total for Entity</b>	<b>\$2,045</b>		<b>\$225</b>
<b>Lake Sarah Township (Murray)</b>			
Minnesota Association of Townships	458	10.3%	47
<b>Total for Entity</b>	<b>\$458</b>		<b>\$47</b>
<b>Lake Shore Township (Lac qui Parle)</b>			
Minnesota Association of Townships	325	10.3%	33
<b>Total for Entity</b>	<b>\$325</b>		<b>\$33</b>
<b>Lake Stay Township (Lincoln)</b>			
Minnesota Association of Townships	315	10.3%	32
<b>Total for Entity</b>	<b>\$315</b>		<b>\$32</b>

**Table 5**  
**2021 Lobbying Expenditures Paid With Association Dues**  
**Listed by Entity**

Name of Entity (County) Association Name	Total Local Government Dues	Proportion of Dues Used for Lobbying	Total Dues Used for Lobbying
<b>Lake Township (Roseau)</b>			
Minnesota Association of Townships	1,083	10.3%	112
<b>Total for Entity</b>	<b>\$1,083</b>		<b>\$112</b>
<b>Lake Township (Wabasha)</b>			
Minnesota Association of Townships	481	10.3%	50
<b>Total for Entity</b>	<b>\$481</b>		<b>\$50</b>
<b>Lake Valley Township (Traverse)</b>			
Minnesota Association of Townships	338	10.3%	35
<b>Total for Entity</b>	<b>\$338</b>		<b>\$35</b>
<b>Lake View Township (Becker)</b>			
Minnesota Association of Townships	968	10.3%	100
<b>Total for Entity</b>	<b>\$968</b>		<b>\$100</b>
<b>Lake Washington Sanitary District</b>			
League of Minnesota Cities	2,045	11.0%	225
<b>Total for Entity</b>	<b>\$2,045</b>		<b>\$225</b>
<b>Lakeport Township (Hubbard)</b>			
Minnesota Association of Townships	625	10.3%	64
<b>Total for Entity</b>	<b>\$625</b>		<b>\$64</b>
<b>Lakes Country Service Cooperative</b>			
Minnesota Rural Education Association	1,440	36.3%	523
<b>Total for Entity</b>	<b>\$1,440</b>		<b>\$523</b>
<b>Lakeside Township (Aitkin)</b>			
Minnesota Association of Townships	483	10.3%	50
<b>Total for Entity</b>	<b>\$483</b>		<b>\$50</b>
<b>Lakeside Township (Cottonwood)</b>			
Minnesota Association of Townships	344	10.3%	35
<b>Total for Entity</b>	<b>\$344</b>		<b>\$35</b>
<b>Laketown Township (Carver)</b>			
Minnesota Association of Townships	1,103	10.3%	114
<b>Total for Entity</b>	<b>\$1,103</b>		<b>\$114</b>



**Table 5**  
**2021 Lobbying Expenditures Paid With Association Dues**  
**Listed by Entity**

Name of Entity (County) Association Name	Total Local Government Dues	Proportion of Dues Used for Lobbying	Total Dues Used for Lobbying
<b>Lakeview Township (Carlton)</b>			
Minnesota Association of Townships	329	10.3%	34
<b>Total for Entity</b>	<b>\$329</b>		<b>\$34</b>
<b>Lakewood Township (Saint Louis)</b>			
Minnesota Association of Townships	1,131	10.3%	116
<b>Total for Entity</b>	<b>\$1,131</b>		<b>\$116</b>
<b>Lakin Township (Morrison)</b>			
Minnesota Association of Townships	476	10.3%	49
<b>Total for Entity</b>	<b>\$476</b>		<b>\$49</b>
<b>Lambert Township (Red Lake)</b>			
Minnesota Association of Townships	307	10.3%	32
<b>Total for Entity</b>	<b>\$307</b>		<b>\$32</b>
<b>Lamberton Township (Redwood)</b>			
Minnesota Association of Townships	325	10.3%	33
<b>Total for Entity</b>	<b>\$325</b>		<b>\$33</b>
<b>Lammers Township (Beltrami)</b>			
Minnesota Association of Townships	530	10.3%	55
<b>Total for Entity</b>	<b>\$530</b>		<b>\$55</b>
<b>Land Township (Grant)</b>			
Minnesota Association of Townships	348	10.3%	36
<b>Total for Entity</b>	<b>\$348</b>		<b>\$36</b>
<b>Lanesburgh Township (Le Sueur)</b>			
Minnesota Association of Townships	1,069	10.3%	110
<b>Total for Entity</b>	<b>\$1,069</b>		<b>\$110</b>
<b>Langhei Township (Pope)</b>			
Minnesota Association of Townships	324	10.3%	33
<b>Total for Entity</b>	<b>\$324</b>		<b>\$33</b>
<b>Langola Township (Benton)</b>			
Minnesota Association of Townships	648	10.3%	67
<b>Total for Entity</b>	<b>\$648</b>		<b>\$67</b>

**Table 5**  
**2021 Lobbying Expenditures Paid With Association Dues**  
**Listed by Entity**

Name of Entity (County) Association Name	Total Local Government Dues	Proportion of Dues Used for Lobbying	Total Dues Used for Lobbying
<b>Langor Township (Beltrami)</b>			
Minnesota Association of Townships	343	10.3%	35
<b>Total for Entity</b>	<b>\$343</b>		<b>\$35</b>
<b>Lansing Township (Mower)</b>			
Minnesota Association of Townships	655	10.3%	67
<b>Total for Entity</b>	<b>\$655</b>		<b>\$67</b>
<b>Laona Township (Roseau)</b>			
Minnesota Association of Townships	504	10.3%	52
<b>Total for Entity</b>	<b>\$504</b>		<b>\$52</b>
<b>Larkin Township (Nobles)</b>			
Minnesota Association of Townships	324	10.3%	33
<b>Total for Entity</b>	<b>\$324</b>		<b>\$33</b>
<b>Lavell Township (Saint Louis)</b>			
Minnesota Association of Townships	438	10.3%	45
<b>Total for Entity</b>	<b>\$438</b>		<b>\$45</b>
<b>Lawrence Township (Grant)</b>			
Minnesota Association of Townships	298	10.3%	31
<b>Total for Entity</b>	<b>\$298</b>		<b>\$31</b>
<b>Lawrence Township (Itasca)</b>			
Minnesota Association of Townships	480	10.3%	49
<b>Total for Entity</b>	<b>\$480</b>		<b>\$49</b>
<b>Le Ray Township (Blue Earth)</b>			
Minnesota Association of Townships	569	10.3%	59
<b>Total for Entity</b>	<b>\$569</b>		<b>\$59</b>
<b>Le Sauk Township (Stearns)</b>			
Minnesota Association of Townships	1,001	10.3%	103
<b>Total for Entity</b>	<b>\$1,001</b>		<b>\$103</b>
<b>Le Sueur County</b>			
Association of Minnesota Counties	14,480	17.0%	2,462
Greater Minnesota Parks and Trails	300	62.7%	188
<b>Total for Entity</b>	<b>\$14,780</b>		<b>\$2,650</b>

**Table 5**  
**2021 Lobbying Expenditures Paid With Association Dues**  
**Listed by Entity**

Name of Entity (County) Association Name	Total Local Government Dues	Proportion of Dues Used for Lobbying	Total Dues Used for Lobbying
<b>Le Sueur County Soil and Water Conservation District</b>			
Minnesota Association of Soil and Water Conservation Districts	3,870	15.0%	580
<b>Total for Entity</b>	<b>\$3,870</b>		<b>\$580</b>
<b>Leaf Lake Township (Otter Tail)</b>			
Minnesota Association of Townships	522	10.3%	54
<b>Total for Entity</b>	<b>\$522</b>		<b>\$54</b>
<b>Leaf Mountain Township (Otter Tail)</b>			
Minnesota Association of Townships	443	10.3%	46
<b>Total for Entity</b>	<b>\$443</b>		<b>\$46</b>
<b>Leaf River Township (Wadena)</b>			
Minnesota Association of Townships	508	10.3%	52
<b>Total for Entity</b>	<b>\$508</b>		<b>\$52</b>
<b>Leaf Valley Township (Douglas)</b>			
Minnesota Association of Townships	489	10.3%	50
<b>Total for Entity</b>	<b>\$489</b>		<b>\$50</b>
<b>Leavenworth Township (Brown)</b>			
Minnesota Association of Townships	423	10.3%	44
<b>Total for Entity</b>	<b>\$423</b>		<b>\$44</b>
<b>Lee Township (Aitkin)</b>			
Minnesota Association of Townships	285	10.3%	29
<b>Total for Entity</b>	<b>\$285</b>		<b>\$29</b>
<b>Lee Township (Beltrami)</b>			
Minnesota Association of Townships	288	10.3%	30
<b>Total for Entity</b>	<b>\$288</b>		<b>\$30</b>
<b>Lee Township (Norman)</b>			
Minnesota Association of Townships	305	10.3%	31
<b>Total for Entity</b>	<b>\$305</b>		<b>\$31</b>
<b>Leech Lake Township (Cass)</b>			
Minnesota Association of Townships	485	10.3%	50
<b>Total for Entity</b>	<b>\$485</b>		<b>\$50</b>

**Table 5**  
**2021 Lobbying Expenditures Paid With Association Dues**  
**Listed by Entity**

Name of Entity (County) Association Name	Total Local Government Dues	Proportion of Dues Used for Lobbying	Total Dues Used for Lobbying
<b>Leeds Township (Murray)</b>			
Minnesota Association of Townships	335	10.3%	35
<b>Total for Entity</b>	<b>\$335</b>		<b>\$35</b>
<b>Leenthrop Township (Chippewa)</b>			
Minnesota Association of Townships	346	10.3%	36
<b>Total for Entity</b>	<b>\$346</b>		<b>\$36</b>
<b>Leiding Township (Saint Louis)</b>			
Minnesota Association of Townships	461	10.3%	47
<b>Total for Entity</b>	<b>\$461</b>		<b>\$47</b>
<b>Leigh Township (Morrison)</b>			
Minnesota Association of Townships	337	10.3%	35
<b>Total for Entity</b>	<b>\$337</b>		<b>\$35</b>
<b>Lemond Township (Steele)</b>			
Minnesota Association of Townships	494	10.3%	51
<b>Total for Entity</b>	<b>\$494</b>		<b>\$51</b>
<b>Lent Township (Chisago)</b>			
Minnesota Association of Townships	1,407	10.3%	145
<b>Total for Entity</b>	<b>\$1,407</b>		<b>\$145</b>
<b>Leon Township (Clearwater)</b>			
Minnesota Association of Townships	456	10.3%	47
<b>Total for Entity</b>	<b>\$456</b>		<b>\$47</b>
<b>Leon Township (Goodhue)</b>			
Minnesota Association of Townships	614	10.3%	63
<b>Total for Entity</b>	<b>\$614</b>		<b>\$63</b>
<b>Leonardsville Township (Traverse)</b>			
Minnesota Association of Townships	301	10.3%	31
<b>Total for Entity</b>	<b>\$301</b>		<b>\$31</b>
<b>Leota Township (Nobles)</b>			
Minnesota Association of Townships	460	10.3%	47
<b>Total for Entity</b>	<b>\$460</b>		<b>\$47</b>

**Table 5**  
**2021 Lobbying Expenditures Paid With Association Dues**  
**Listed by Entity**

Name of Entity (County) Association Name	Total Local Government Dues	Proportion of Dues Used for Lobbying	Total Dues Used for Lobbying
<b>LeRoy Township (Mower)</b>			
Minnesota Association of Townships	450	10.3%	46
<b>Total for Entity</b>	<b>\$450</b>		<b>\$46</b>
<b>Leslie Township (Todd)</b>			
Minnesota Association of Townships	546	10.3%	56
<b>Total for Entity</b>	<b>\$546</b>		<b>\$56</b>
<b>Lessor Township (Polk)</b>			
Minnesota Association of Townships	318	10.3%	33
<b>Total for Entity</b>	<b>\$318</b>		<b>\$33</b>
<b>Leven Township (Pope)</b>			
Minnesota Association of Townships	499	10.3%	51
<b>Total for Entity</b>	<b>\$499</b>		<b>\$51</b>
<b>Lewis Township (Mille Lacs)</b>			
Minnesota Association of Townships	285	10.3%	29
<b>Total for Entity</b>	<b>\$285</b>		<b>\$29</b>
<b>Lexington Township (Le Sueur)</b>			
Minnesota Association of Townships	569	10.3%	59
<b>Total for Entity</b>	<b>\$569</b>		<b>\$59</b>
<b>Libby Township (Aitkin)</b>			
Minnesota Association of Townships	287	10.3%	30
<b>Total for Entity</b>	<b>\$287</b>		<b>\$30</b>
<b>Liberty Township (Beltrami)</b>			
Minnesota Association of Townships	582	10.3%	60
<b>Total for Entity</b>	<b>\$582</b>		<b>\$60</b>
<b>Liberty Township (Polk)</b>			
Minnesota Association of Townships	303	10.3%	31
<b>Total for Entity</b>	<b>\$303</b>		<b>\$31</b>
<b>Lida Township (Otter Tail)</b>			
Minnesota Association of Townships	582	10.3%	60
<b>Total for Entity</b>	<b>\$582</b>		<b>\$60</b>

**Table 5**  
**2021 Lobbying Expenditures Paid With Association Dues**  
**Listed by Entity**

Name of Entity (County) Association Name	Total Local Government Dues	Proportion of Dues Used for Lobbying	Total Dues Used for Lobbying
<b>Lien Township (Grant)</b>			
Minnesota Association of Townships	309	10.3%	32
<b>Total for Entity</b>	<b>\$309</b>		<b>\$32</b>
<b>Lima Township (Cass)</b>			
Minnesota Association of Townships	304	10.3%	31
<b>Total for Entity</b>	<b>\$304</b>		<b>\$31</b>
<b>Lime Lake Township (Murray)</b>			
Minnesota Association of Townships	322	10.3%	33
<b>Total for Entity</b>	<b>\$322</b>		<b>\$33</b>
<b>Lime Township (Blue Earth)</b>			
Minnesota Association of Townships	737	10.3%	76
<b>Total for Entity</b>	<b>\$737</b>		<b>\$76</b>
<b>Limestone Township (Lincoln)</b>			
Minnesota Association of Townships	310	10.3%	32
<b>Total for Entity</b>	<b>\$310</b>		<b>\$32</b>
<b>Lincoln County</b>			
Association of Minnesota Counties	6,665	17.0%	1,133
<b>Total for Entity</b>	<b>\$6,665</b>		<b>\$1,133</b>
<b>Lincoln Soil and Water Conservation District</b>			
Minnesota Association of Soil and Water Conservation Districts	2,773	15.0%	416
<b>Total for Entity</b>	<b>\$2,773</b>		<b>\$416</b>
<b>Lincoln Township (Blue Earth)</b>			
Minnesota Association of Townships	329	10.3%	34
<b>Total for Entity</b>	<b>\$329</b>		<b>\$34</b>
<b>Lincoln Township (Marshall)</b>			
Minnesota Association of Townships	302	10.3%	31
<b>Total for Entity</b>	<b>\$302</b>		<b>\$31</b>
<b>Lincoln-Pipestone Rural Water System</b>			
League of Minnesota Cities	2,045	11.0%	225
<b>Total for Entity</b>	<b>\$2,045</b>		<b>\$225</b>

**Table 5**  
**2021 Lobbying Expenditures Paid With Association Dues**  
**Listed by Entity**

Name of Entity (County) Association Name	Total Local Government Dues	Proportion of Dues Used for Lobbying	Total Dues Used for Lobbying
<b>Lind Township (Roseau)</b>			
Minnesota Association of Townships	285	10.3%	29
<b>Total for Entity</b>	<b>\$285</b>		<b>\$29</b>
<b>Linden Grove Township (Saint Louis)</b>			
Minnesota Association of Townships	312	10.3%	32
<b>Total for Entity</b>	<b>\$312</b>		<b>\$32</b>
<b>Linden Township (Brown)</b>			
Minnesota Association of Townships	427	10.3%	44
<b>Total for Entity</b>	<b>\$427</b>		<b>\$44</b>
<b>Linsell Township (Marshall)</b>			
Minnesota Association of Townships	280	10.3%	29
<b>Total for Entity</b>	<b>\$280</b>		<b>\$29</b>
<b>Linwood Township (Anoka)</b>			
Minnesota Association of Townships	2,154	10.3%	222
<b>Total for Entity</b>	<b>\$2,154</b>		<b>\$222</b>
<b>Lisbon Township (Yellow Medicine)</b>			
Minnesota Association of Townships	330	10.3%	34
<b>Total for Entity</b>	<b>\$330</b>		<b>\$34</b>
<b>Lismore Township (Nobles)</b>			
Minnesota Association of Townships	321	10.3%	33
<b>Total for Entity</b>	<b>\$321</b>		<b>\$33</b>
<b>Litchfield Township (Meeker)</b>			
Minnesota Association of Townships	604	10.3%	62
<b>Total for Entity</b>	<b>\$604</b>		<b>\$62</b>
<b>Little Elbow Township (Mahnommen)</b>			
Minnesota Association of Townships	425	10.3%	44
<b>Total for Entity</b>	<b>\$425</b>		<b>\$44</b>
<b>Little Elk Township (Todd)</b>			
Minnesota Association of Townships	425	10.3%	44
<b>Total for Entity</b>	<b>\$425</b>		<b>\$44</b>

**Table 5**  
**2021 Lobbying Expenditures Paid With Association Dues**  
**Listed by Entity**

Name of Entity (County) Association Name	Total Local Government Dues	Proportion of Dues Used for Lobbying	Total Dues Used for Lobbying
<b>Little Falls Township (Morrison)</b>			
Minnesota Association of Townships	943	10.3%	97
<b>Total for Entity</b>	<b>\$943</b>		<b>\$97</b>
<b>Little Pine Township (Crow Wing)</b>			
Minnesota Association of Townships	297	10.3%	31
<b>Total for Entity</b>	<b>\$297</b>		<b>\$31</b>
<b>Little Rock Township (Nobles)</b>			
Minnesota Association of Townships	331	10.3%	34
<b>Total for Entity</b>	<b>\$331</b>		<b>\$34</b>
<b>Little Sauk Township (Todd)</b>			
Minnesota Association of Townships	608	10.3%	63
<b>Total for Entity</b>	<b>\$608</b>		<b>\$63</b>
<b>Livonia Township (Sherburne)</b>			
Minnesota Association of Townships	2,497	10.3%	257
<b>Total for Entity</b>	<b>\$2,497</b>		<b>\$257</b>
<b>Lockhart Township (Norman)</b>			
Minnesota Association of Townships	286	10.3%	29
<b>Total for Entity</b>	<b>\$286</b>		<b>\$29</b>
<b>Lodi Township (Mower)</b>			
Minnesota Association of Townships	423	10.3%	44
<b>Total for Entity</b>	<b>\$423</b>		<b>\$44</b>
<b>Logan Township (Aitkin)</b>			
Minnesota Association of Townships	326	10.3%	34
<b>Total for Entity</b>	<b>\$326</b>		<b>\$34</b>
<b>Logan Township (Grant)</b>			
Minnesota Association of Townships	298	10.3%	31
<b>Total for Entity</b>	<b>\$298</b>		<b>\$31</b>
<b>London Township (Freeborn)</b>			
Minnesota Association of Townships	430	10.3%	44
<b>Total for Entity</b>	<b>\$430</b>		<b>\$44</b>



**Table 5**  
**2021 Lobbying Expenditures Paid With Association Dues**  
**Listed by Entity**

Name of Entity (County) Association Name	Total Local Government Dues	Proportion of Dues Used for Lobbying	Total Dues Used for Lobbying
<b>Lone Pine Township (Itasca)</b>			
Minnesota Association of Townships	464	10.3%	48
Range Association of Municipalities and Schools	300	75.1%	225
<b>Total for Entity</b>	<b>\$764</b>		<b>\$273</b>
<b>Lone Tree Township (Chippewa)</b>			
Minnesota Association of Townships	324	10.3%	33
<b>Total for Entity</b>	<b>\$324</b>		<b>\$33</b>
<b>Long Lake Township (Crow Wing)</b>			
Minnesota Association of Townships	754	10.3%	78
<b>Total for Entity</b>	<b>\$754</b>		<b>\$78</b>
<b>Long Lake Township (Watonwan)</b>			
Minnesota Association of Townships	442	10.3%	46
<b>Total for Entity</b>	<b>\$442</b>		<b>\$46</b>
<b>Long Lost Lake Township (Clearwater)</b>			
Minnesota Association of Townships	283	10.3%	29
<b>Total for Entity</b>	<b>\$283</b>		<b>\$29</b>
<b>Long Prairie Township (Todd)</b>			
Minnesota Association of Townships	609	10.3%	63
<b>Total for Entity</b>	<b>\$609</b>		<b>\$63</b>
<b>Loon Lake Township (Cass)</b>			
Minnesota Association of Townships	531	10.3%	55
<b>Total for Entity</b>	<b>\$531</b>		<b>\$55</b>
<b>Lorain Township (Nobles)</b>			
Minnesota Association of Townships	434	10.3%	45
<b>Total for Entity</b>	<b>\$434</b>		<b>\$45</b>
<b>Louisville Township (Red Lake)</b>			
Minnesota Association of Townships	329	10.3%	34
<b>Total for Entity</b>	<b>\$329</b>		<b>\$34</b>
<b>Louisville Township (Scott)</b>			
Minnesota Association of Townships	844	10.3%	87
<b>Total for Entity</b>	<b>\$844</b>		<b>\$87</b>

**Table 5**  
**2021 Lobbying Expenditures Paid With Association Dues**  
**Listed by Entity**

Name of Entity (County) Association Name	Total Local Government Dues	Proportion of Dues Used for Lobbying	Total Dues Used for Lobbying
<b>Louriston Township (Chippewa)</b>			
Minnesota Association of Townships	318	10.3%	33
<b>Total for Entity</b>	<b>\$318</b>		<b>\$33</b>
<b>Lowell Township (Polk)</b>			
Minnesota Association of Townships	433	10.3%	45
<b>Total for Entity</b>	<b>\$433</b>		<b>\$45</b>
<b>Lowville Township (Murray)</b>			
Minnesota Association of Townships	323	10.3%	33
<b>Total for Entity</b>	<b>\$323</b>		<b>\$33</b>
<b>Lucas Township (Lyon)</b>			
Minnesota Association of Townships	346	10.3%	36
<b>Total for Entity</b>	<b>\$346</b>		<b>\$36</b>
<b>Lund Township (Douglas)</b>			
Minnesota Association of Townships	443	10.3%	46
<b>Total for Entity</b>	<b>\$443</b>		<b>\$46</b>
<b>Lura Township (Faribault)</b>			
Minnesota Association of Townships	319	10.3%	33
<b>Total for Entity</b>	<b>\$319</b>		<b>\$33</b>
<b>Lutsen Township (Cook)</b>			
Minnesota Association of Townships	484	10.3%	50
<b>Total for Entity</b>	<b>\$484</b>		<b>\$50</b>
<b>Luverne Township (Rock)</b>			
Minnesota Association of Townships	485	10.3%	50
<b>Total for Entity</b>	<b>\$485</b>		<b>\$50</b>
<b>Luxemburg Township (Stearns)</b>			
Minnesota Association of Townships	553	10.3%	57
<b>Total for Entity</b>	<b>\$553</b>		<b>\$57</b>
<b>Lyle Township (Mower)</b>			
Minnesota Association of Townships	451	10.3%	46
<b>Total for Entity</b>	<b>\$451</b>		<b>\$46</b>

**Table 5**  
**2021 Lobbying Expenditures Paid With Association Dues**  
**Listed by Entity**

Name of Entity (County) Association Name	Total Local Government Dues	Proportion of Dues Used for Lobbying	Total Dues Used for Lobbying
<b>Lynd Township (Lyon)</b>			
Minnesota Association of Townships	470	10.3%	48
<b>Total for Entity</b>	<b>\$470</b>		<b>\$48</b>
<b>Lynden Township (Stearns)</b>			
Minnesota Association of Townships	1,058	10.3%	109
<b>Total for Entity</b>	<b>\$1,058</b>		<b>\$109</b>
<b>Lynn Township (McLeod)</b>			
Minnesota Association of Townships	505	10.3%	52
<b>Total for Entity</b>	<b>\$505</b>		<b>\$52</b>
<b>Lyon County</b>			
Association of Minnesota Counties	14,362	17.0%	2,442
Greater Minnesota Parks and Trails	300	62.7%	188
<b>Total for Entity</b>	<b>\$14,662</b>		<b>\$2,630</b>
<b>Lyon Soil and Water Conservation District</b>			
Minnesota Association of Soil and Water Conservation Districts	3,844	15.0%	577
<b>Total for Entity</b>	<b>\$3,844</b>		<b>\$577</b>
<b>Lyons Township (Lyon)</b>			
Minnesota Association of Townships	330	10.3%	34
<b>Total for Entity</b>	<b>\$330</b>		<b>\$34</b>
<b>Lyons Township (Wadena)</b>			
Minnesota Association of Townships	332	10.3%	34
<b>Total for Entity</b>	<b>\$332</b>		<b>\$34</b>
<b>Lyra Township (Blue Earth)</b>			
Minnesota Association of Townships	435	10.3%	45
<b>Total for Entity</b>	<b>\$435</b>		<b>\$45</b>
<b>Macsville Township (Grant)</b>			
Minnesota Association of Townships	304	10.3%	31
<b>Total for Entity</b>	<b>\$304</b>		<b>\$31</b>
<b>Macville Township (Aitkin)</b>			
Minnesota Association of Townships	334	10.3%	34
<b>Total for Entity</b>	<b>\$334</b>		<b>\$34</b>

**Table 5**  
**2021 Lobbying Expenditures Paid With Association Dues**  
**Listed by Entity**

Name of Entity (County) Association Name	Total Local Government Dues	Proportion of Dues Used for Lobbying	Total Dues Used for Lobbying
<b>Madelia Township (Watonwan)</b>			
Minnesota Association of Townships	446	10.3%	46
<b>Total for Entity</b>	<b>\$446</b>		<b>\$46</b>
<b>Madison Township (Lac qui Parle)</b>			
Minnesota Association of Townships	336	10.3%	35
<b>Total for Entity</b>	<b>\$336</b>		<b>\$35</b>
<b>Magnolia Township (Rock)</b>			
Minnesota Association of Townships	333	10.3%	34
<b>Total for Entity</b>	<b>\$333</b>		<b>\$34</b>
<b>Mahnomen County</b>			
Association of Minnesota Counties	5,640	17.0%	959
Minnesota Rural Counties Caucus	2,200	43.0%	946
<b>Total for Entity</b>	<b>\$7,840</b>		<b>\$1,905</b>
<b>Mahnomen Soil and Water Conservation District</b>			
Minnesota Association of Soil and Water Conservation Districts	2,630	15.0%	394
<b>Total for Entity</b>	<b>\$2,630</b>		<b>\$394</b>
<b>Mahtowa Township (Carlton)</b>			
Minnesota Association of Townships	540	10.3%	56
<b>Total for Entity</b>	<b>\$540</b>		<b>\$56</b>
<b>Maine Prairie Township (Stearns)</b>			
Minnesota Association of Townships	1,040	10.3%	107
<b>Total for Entity</b>	<b>\$1,040</b>		<b>\$107</b>
<b>Maine Township (Otter Tail)</b>			
Minnesota Association of Townships	549	10.3%	57
<b>Total for Entity</b>	<b>\$549</b>		<b>\$57</b>
<b>Malmo Township (Aitkin)</b>			
Minnesota Association of Townships	443	10.3%	46
<b>Total for Entity</b>	<b>\$443</b>		<b>\$46</b>
<b>Malta Township (Big Stone)</b>			
Minnesota Association of Townships	302	10.3%	31
<b>Total for Entity</b>	<b>\$302</b>		<b>\$31</b>

**Table 5**  
**2021 Lobbying Expenditures Paid With Association Dues**  
**Listed by Entity**

Name of Entity (County) Association Name	Total Local Government Dues	Proportion of Dues Used for Lobbying	Total Dues Used for Lobbying
<b>Malung Township (Roseau)</b>			
Minnesota Association of Townships	469	10.3%	48
<b>Total for Entity</b>	<b>\$469</b>		<b>\$48</b>
<b>Mamre Township (Kandiyohi)</b>			
Minnesota Association of Townships	465	10.3%	48
<b>Total for Entity</b>	<b>\$465</b>		<b>\$48</b>
<b>Manannah Township (Meeker)</b>			
Minnesota Association of Townships	532	10.3%	55
<b>Total for Entity</b>	<b>\$532</b>		<b>\$55</b>
<b>Manchester Township (Freeborn)</b>			
Minnesota Association of Townships	470	10.3%	48
<b>Total for Entity</b>	<b>\$470</b>		<b>\$48</b>
<b>Mandt Township (Chippewa)</b>			
Minnesota Association of Townships	317	10.3%	33
<b>Total for Entity</b>	<b>\$317</b>		<b>\$33</b>
<b>Manfred Township (Lac qui Parle)</b>			
Minnesota Association of Townships	300	10.3%	31
<b>Total for Entity</b>	<b>\$300</b>		<b>\$31</b>
<b>Mankato Township (Blue Earth)</b>			
Minnesota Association of Townships	982	10.3%	101
<b>Total for Entity</b>	<b>\$982</b>		<b>\$101</b>
<b>Mansfield Township (Freeborn)</b>			
Minnesota Association of Townships	338	10.3%	35
<b>Total for Entity</b>	<b>\$338</b>		<b>\$35</b>
<b>Manston Township (Wilkin)</b>			
Minnesota Association of Townships	283	10.3%	29
<b>Total for Entity</b>	<b>\$283</b>		<b>\$29</b>
<b>Mantorville Township (Dodge)</b>			
Minnesota Association of Townships	1,047	10.3%	108
<b>Total for Entity</b>	<b>\$1,047</b>		<b>\$108</b>

**Table 5**  
**2021 Lobbying Expenditures Paid With Association Dues**  
**Listed by Entity**

Name of Entity (County) Association Name	Total Local Government Dues	Proportion of Dues Used for Lobbying	Total Dues Used for Lobbying
<b>Mantrap Township (Hubbard)</b>			
Minnesota Association of Townships	514	10.3%	53
<b>Total for Entity</b>	<b>\$514</b>		<b>\$53</b>
<b>Manyaska Township (Martin)</b>			
Minnesota Association of Townships	437	10.3%	45
<b>Total for Entity</b>	<b>\$437</b>		<b>\$45</b>
<b>Maple Grove Township (Becker)</b>			
Minnesota Association of Townships	488	10.3%	50
<b>Total for Entity</b>	<b>\$488</b>		<b>\$50</b>
<b>Maple Grove Township (Crow Wing)</b>			
Minnesota Association of Townships	604	10.3%	62
<b>Total for Entity</b>	<b>\$604</b>		<b>\$62</b>
<b>Maple Grove Transit</b>			
Suburban Transit Association	9,500	97.5%	9,262
<b>Total for Entity</b>	<b>\$9,500</b>		<b>\$9,262</b>
<b>Maple Lake Township (Wright)</b>			
Minnesota Association of Townships	1,112	10.3%	115
<b>Total for Entity</b>	<b>\$1,112</b>		<b>\$115</b>
<b>Maple Ridge Township (Beltrami)</b>			
Minnesota Association of Townships	304	10.3%	31
<b>Total for Entity</b>	<b>\$304</b>		<b>\$31</b>
<b>Maple Ridge Township (Isanti)</b>			
Minnesota Association of Townships	592	10.3%	61
<b>Total for Entity</b>	<b>\$592</b>		<b>\$61</b>
<b>Maple Township (Cass)</b>			
Minnesota Association of Townships	471	10.3%	49
<b>Total for Entity</b>	<b>\$471</b>		<b>\$49</b>
<b>Mapleton Township (Blue Earth)</b>			
Minnesota Association of Townships	429	10.3%	44
<b>Total for Entity</b>	<b>\$429</b>		<b>\$44</b>

**Table 5**  
**2021 Lobbying Expenditures Paid With Association Dues**  
**Listed by Entity**

Name of Entity (County) Association Name	Total Local Government Dues	Proportion of Dues Used for Lobbying	Total Dues Used for Lobbying
<b>Maplewood Township (Otter Tail)</b>			
Minnesota Association of Townships	440	10.3%	45
<b>Total for Entity</b>	<b>\$440</b>		<b>\$45</b>
<b>Marble Township (Lincoln)</b>			
Minnesota Association of Townships	319	10.3%	33
<b>Total for Entity</b>	<b>\$319</b>		<b>\$33</b>
<b>Marcell Township (Itasca)</b>			
Minnesota Association of Townships	485	10.3%	50
<b>Total for Entity</b>	<b>\$485</b>		<b>\$50</b>
<b>Marion Township (Olmsted)</b>			
Minnesota Association of Townships	1,685	10.3%	174
<b>Total for Entity</b>	<b>\$1,685</b>		<b>\$174</b>
<b>Marsh Creek Township (Mahnomon)</b>			
Minnesota Association of Townships	318	10.3%	33
<b>Total for Entity</b>	<b>\$318</b>		<b>\$33</b>
<b>Marsh Grove Township (Marshall)</b>			
Minnesota Association of Townships	312	10.3%	32
<b>Total for Entity</b>	<b>\$312</b>		<b>\$32</b>
<b>Marshall County</b>			
Association of Minnesota Counties	8,355	17.0%	1,420
Greater Minnesota Parks and Trails	150	62.7%	94
Minnesota Rural Counties Caucus	2,200	43.0%	946
<b>Total for Entity</b>	<b>\$10,705</b>		<b>\$2,460</b>
<b>Marshall Soil and Water Conservation District</b>			
Minnesota Association of Soil and Water Conservation Districts	2,975	15.0%	446
<b>Total for Entity</b>	<b>\$2,975</b>		<b>\$446</b>
<b>Marshall Township (Mower)</b>			
Minnesota Association of Townships	454	10.3%	47
<b>Total for Entity</b>	<b>\$454</b>		<b>\$47</b>
<b>Marshan Township (Dakota)</b>			
Minnesota Association of Townships	774	10.3%	80
<b>Total for Entity</b>	<b>\$774</b>		<b>\$80</b>

**Table 5**  
**2021 Lobbying Expenditures Paid With Association Dues**  
**Listed by Entity**

Name of Entity (County) Association Name	Total Local Government Dues	Proportion of Dues Used for Lobbying	Total Dues Used for Lobbying
<b>Marshfield Township (Lincoln)</b>			
Minnesota Association of Townships	341	10.3%	35
<b>Total for Entity</b>	<b>\$341</b>		<b>\$35</b>
<b>Martin County</b>			
Association of Minnesota Counties	13,396	17.0%	2,277
<b>Total for Entity</b>	<b>\$13,396</b>		<b>\$2,277</b>
<b>Martin Soil and Water Conservation District</b>			
Minnesota Association of Soil and Water Conservation Districts	3,714	15.0%	557
<b>Total for Entity</b>	<b>\$3,714</b>		<b>\$557</b>
<b>Martin Township (Rock)</b>			
Minnesota Association of Townships	455	10.3%	47
<b>Total for Entity</b>	<b>\$455</b>		<b>\$47</b>
<b>Martinsburg Township (Renville)</b>			
Minnesota Association of Townships	326	10.3%	34
<b>Total for Entity</b>	<b>\$326</b>		<b>\$34</b>
<b>Mary Township (Norman)</b>			
Minnesota Association of Townships	293	10.3%	30
<b>Total for Entity</b>	<b>\$293</b>		<b>\$30</b>
<b>Marysland Township (Swift)</b>			
Minnesota Association of Townships	300	10.3%	31
<b>Total for Entity</b>	<b>\$300</b>		<b>\$31</b>
<b>Marysville Township (Wright)</b>			
Minnesota Association of Townships	1,129	10.3%	116
<b>Total for Entity</b>	<b>\$1,129</b>		<b>\$116</b>
<b>Mason Township (Murray)</b>			
Minnesota Association of Townships	432	10.3%	44
<b>Total for Entity</b>	<b>\$432</b>		<b>\$44</b>
<b>Max Township (Itasca)</b>			
Minnesota Association of Townships	312	10.3%	32
<b>Total for Entity</b>	<b>\$312</b>		<b>\$32</b>



**Table 5**  
**2021 Lobbying Expenditures Paid With Association Dues**  
**Listed by Entity**

Name of Entity (County) Association Name	Total Local Government Dues	Proportion of Dues Used for Lobbying	Total Dues Used for Lobbying
<b>Maxwell Township (Lac qui Parle)</b>			
Minnesota Association of Townships	321	10.3%	33
<b>Total for Entity</b>	<b>\$321</b>		<b>\$33</b>
<b>May Township (Cass)</b>			
Minnesota Association of Townships	621	10.3%	64
<b>Total for Entity</b>	<b>\$621</b>		<b>\$64</b>
<b>May Township (Washington)</b>			
League of Minnesota Cities	3,108	11.0%	342
Minnesota Association of Townships	1,281	10.3%	132
<b>Total for Entity</b>	<b>\$4,389</b>		<b>\$474</b>
<b>Mayfield Township (Pennington)</b>			
Minnesota Association of Townships	284	10.3%	29
<b>Total for Entity</b>	<b>\$284</b>		<b>\$29</b>
<b>Mayhew Lake Township (Benton)</b>			
Minnesota Association of Townships	619	10.3%	64
<b>Total for Entity</b>	<b>\$619</b>		<b>\$64</b>
<b>Mayville Township (Houston)</b>			
Minnesota Association of Townships	464	10.3%	48
<b>Total for Entity</b>	<b>\$464</b>		<b>\$48</b>
<b>Maywood Township (Benton)</b>			
Minnesota Association of Townships	654	10.3%	67
<b>Total for Entity</b>	<b>\$654</b>		<b>\$67</b>
<b>Mazeppa Township (Wabasha)</b>			
Minnesota Association of Townships	570	10.3%	59
<b>Total for Entity</b>	<b>\$570</b>		<b>\$59</b>
<b>McCauleyville Township (Wilkin)</b>			
Minnesota Association of Townships	289	10.3%	30
<b>Total for Entity</b>	<b>\$289</b>		<b>\$30</b>
<b>McCrea Township (Marshall)</b>			
Minnesota Association of Townships	343	10.3%	35
<b>Total for Entity</b>	<b>\$343</b>		<b>\$35</b>

**Table 5**  
**2021 Lobbying Expenditures Paid With Association Dues**  
**Listed by Entity**

Name of Entity (County) Association Name	Total Local Government Dues	Proportion of Dues Used for Lobbying	Total Dues Used for Lobbying
<b>McDavitt Township (Saint Louis)</b>			
Minnesota Association of Townships	482	10.3%	50
Range Association of Municipalities and Schools	400	75.1%	300
<b>Total for Entity</b>	<b>\$882</b>		<b>\$350</b>
<b>McDonaldsville Township (Norman)</b>			
Minnesota Association of Townships	322	10.3%	33
<b>Total for Entity</b>	<b>\$322</b>		<b>\$33</b>
<b>McGregor Township (Aitkin)</b>			
Minnesota Association of Townships	300	10.3%	31
<b>Total for Entity</b>	<b>\$300</b>		<b>\$31</b>
<b>McKinley Township (Cass)</b>			
Minnesota Association of Townships	313	10.3%	32
<b>Total for Entity</b>	<b>\$313</b>		<b>\$32</b>
<b>McLeod County</b>			
Association of Minnesota Counties	16,485	17.0%	2,802
Greater Minnesota Parks and Trails	300	62.7%	188
Minnesota Rural Counties Caucus	2,700	43.0%	1,161
<b>Total for Entity</b>	<b>\$19,485</b>		<b>\$4,151</b>
<b>McLeod Soil and Water Conservation District</b>			
Minnesota Association of Soil and Water Conservation Districts	4,172	15.0%	626
<b>Total for Entity</b>	<b>\$4,172</b>		<b>\$626</b>
<b>McPherson Township (Blue Earth)</b>			
Minnesota Association of Townships	481	10.3%	50
<b>Total for Entity</b>	<b>\$481</b>		<b>\$50</b>
<b>Meadow Brook Township (Cass)</b>			
Minnesota Association of Townships	423	10.3%	44
<b>Total for Entity</b>	<b>\$423</b>		<b>\$44</b>
<b>Meadow Township (Wadena)</b>			
Minnesota Association of Townships	336	10.3%	35
<b>Total for Entity</b>	<b>\$336</b>		<b>\$35</b>

**Table 5**  
**2021 Lobbying Expenditures Paid With Association Dues**  
**Listed by Entity**

Name of Entity (County) Association Name	Total Local Government Dues	Proportion of Dues Used for Lobbying	Total Dues Used for Lobbying
<b>Meadowlands Township (Saint Louis)</b>			
Minnesota Association of Townships	432	10.3%	44
<b>Total for Entity</b>	<b>\$432</b>		<b>\$44</b>
<b>Meadows Township (Wilkin)</b>			
Minnesota Association of Townships	282	10.3%	29
<b>Total for Entity</b>	<b>\$282</b>		<b>\$29</b>
<b>Medford Township (Steele)</b>			
Minnesota Association of Townships	598	10.3%	62
<b>Total for Entity</b>	<b>\$598</b>		<b>\$62</b>
<b>Medo Township (Blue Earth)</b>			
Minnesota Association of Townships	449	10.3%	46
<b>Total for Entity</b>	<b>\$449</b>		<b>\$46</b>
<b>Meeker and Wright Special Education Cooperative - # 938</b>			
Minnesota Rural Education Association	540	36.3%	196
<b>Total for Entity</b>	<b>\$540</b>		<b>\$196</b>
<b>Meeker County</b>			
Association of Minnesota Counties	13,009	17.0%	2,212
Greater Minnesota Parks and Trails	225	62.7%	141
Minnesota Rural Counties Caucus	2,500	43.0%	1,075
<b>Total for Entity</b>	<b>\$15,734</b>		<b>\$3,428</b>
<b>Meeker Soil and Water Conservation District</b>			
Minnesota Association of Soil and Water Conservation Districts	3,661	15.0%	549
<b>Total for Entity</b>	<b>\$3,661</b>		<b>\$549</b>
<b>Mehurin Township (Lac qui Parle)</b>			
Minnesota Association of Townships	291	10.3%	30
<b>Total for Entity</b>	<b>\$291</b>		<b>\$30</b>
<b>Melrose Township (Stearns)</b>			
Minnesota Association of Townships	582	10.3%	60
<b>Total for Entity</b>	<b>\$582</b>		<b>\$60</b>
<b>Melville Township (Renville)</b>			
Minnesota Association of Townships	337	10.3%	35
<b>Total for Entity</b>	<b>\$337</b>		<b>\$35</b>

**Table 5**  
**2021 Lobbying Expenditures Paid With Association Dues**  
**Listed by Entity**

Name of Entity (County) Association Name	Total Local Government Dues	Proportion of Dues Used for Lobbying	Total Dues Used for Lobbying
<b>Meriden Township (Steele)</b>			
Minnesota Association of Townships	536	10.3%	55
<b>Total for Entity</b>	<b>\$536</b>		<b>\$55</b>
<b>Merton Township (Steele)</b>			
Minnesota Association of Townships	443	10.3%	46
<b>Total for Entity</b>	<b>\$443</b>		<b>\$46</b>
<b>Metropolitan Council</b>			
League of Minnesota Cities	2,045	11.0%	225
<b>Total for Entity</b>	<b>\$2,045</b>		<b>\$225</b>
<b>Metropolitan Educational Cooperative Service Unit</b>			
Association of Metropolitan School Districts, Inc.	3,700	74.8%	2,768
<b>Total for Entity</b>	<b>\$3,700</b>		<b>\$2,768</b>
<b>Metropolitan Mosquito Control District</b>			
League of Minnesota Cities	2,045	11.0%	225
<b>Total for Entity</b>	<b>\$2,045</b>		<b>\$225</b>
<b>Mickinock Township (Roseau)</b>			
Minnesota Association of Townships	427	10.3%	44
<b>Total for Entity</b>	<b>\$427</b>		<b>\$44</b>
<b>Middle Fork Crow River Watershed District</b>			
League of Minnesota Cities	2,045	11.0%	225
Minnesota Association of Watershed Districts	4,505	33.4%	1,505
<b>Total for Entity</b>	<b>\$6,550</b>		<b>\$1,730</b>
<b>Middle River Township (Marshall)</b>			
Minnesota Association of Townships	294	10.3%	30
<b>Total for Entity</b>	<b>\$294</b>		<b>\$30</b>
<b>Middle-Snake-Tamarac Rivers Watershed District</b>			
Minnesota Association of Watershed Districts	6,356	33.4%	2,123
<b>Total for Entity</b>	<b>\$6,356</b>		<b>\$2,123</b>
<b>Middletown Township (Jackson)</b>			
Minnesota Association of Townships	330	10.3%	34
<b>Total for Entity</b>	<b>\$330</b>		<b>\$34</b>

**Table 5**  
**2021 Lobbying Expenditures Paid With Association Dues**  
**Listed by Entity**

Name of Entity (County) Association Name	Total Local Government Dues	Proportion of Dues Used for Lobbying	Total Dues Used for Lobbying
<b>Middleville Township (Wright)</b>			
Minnesota Association of Townships	730	10.3%	75
<b>Total for Entity</b>	<b>\$730</b>		<b>\$75</b>
<b>Mid-Minnesota Development Commission</b>			
League of Minnesota Cities	2,045	11.0%	225
<b>Total for Entity</b>	<b>\$2,045</b>		<b>\$225</b>
<b>Midway Township (Cottonwood)</b>			
Minnesota Association of Townships	333	10.3%	34
<b>Total for Entity</b>	<b>\$333</b>		<b>\$34</b>
<b>Midway Township (Saint Louis)</b>			
Minnesota Association of Townships	865	10.3%	89
<b>Total for Entity</b>	<b>\$865</b>		<b>\$89</b>
<b>Midwest Special Education Cooperative - # 398</b>			
Minnesota Rural Education Association	540	36.3%	196
<b>Total for Entity</b>	<b>\$540</b>		<b>\$196</b>
<b>Milaca Township (Mille Lacs)</b>			
Minnesota Association of Townships	928	10.3%	96
<b>Total for Entity</b>	<b>\$928</b>		<b>\$96</b>
<b>Milford Township (Brown)</b>			
Minnesota Association of Townships	549	10.3%	57
<b>Total for Entity</b>	<b>\$549</b>		<b>\$57</b>
<b>Mille Lacs County</b>			
Association of Minnesota Counties	12,788	17.0%	2,174
Minnesota Rural Counties Caucus	2,500	43.0%	1,075
<b>Total for Entity</b>	<b>\$15,288</b>		<b>\$3,249</b>
<b>Mille Lacs Soil and Water Conservation District</b>			
Minnesota Association of Soil and Water Conservation Districts	3,661	15.0%	549
<b>Total for Entity</b>	<b>\$3,661</b>		<b>\$549</b>
<b>Millerville Township (Douglas)</b>			
Minnesota Association of Townships	448	10.3%	46
<b>Total for Entity</b>	<b>\$448</b>		<b>\$46</b>

**Table 5**  
**2021 Lobbying Expenditures Paid With Association Dues**  
**Listed by Entity**

Name of Entity (County) Association Name	Total Local Government Dues	Proportion of Dues Used for Lobbying	Total Dues Used for Lobbying
<b>Millward Township (Aitkin)</b>			
Minnesota Association of Townships	291	10.3%	30
<b>Total for Entity</b>	<b>\$291</b>		<b>\$30</b>
<b>Millwood Township (Stearns)</b>			
Minnesota Association of Townships	740	10.3%	76
<b>Total for Entity</b>	<b>\$740</b>		<b>\$76</b>
<b>Milo Township (Mille Lacs)</b>			
Minnesota Association of Townships	867	10.3%	89
<b>Total for Entity</b>	<b>\$867</b>		<b>\$89</b>
<b>Milton Township (Dodge)</b>			
Minnesota Association of Townships	578	10.3%	60
<b>Total for Entity</b>	<b>\$578</b>		<b>\$60</b>
<b>Miltona Township (Douglas)</b>			
Minnesota Association of Townships	599	10.3%	62
<b>Total for Entity</b>	<b>\$599</b>		<b>\$62</b>
<b>Minden Township (Benton)</b>			
Minnesota Association of Townships	951	10.3%	98
<b>Total for Entity</b>	<b>\$951</b>		<b>\$98</b>
<b>Minerva Township (Clearwater)</b>			
Minnesota Association of Townships	426	10.3%	44
<b>Total for Entity</b>	<b>\$426</b>		<b>\$44</b>
<b>Minnehaha Creek Watershed District</b>			
League of Minnesota Cities	2,045	11.0%	225
Minnesota Association of Watershed Districts	7,500	33.4%	2,505
<b>Total for Entity</b>	<b>\$9,545</b>		<b>\$2,730</b>
<b>Minneiska Township (Wabasha)</b>			
Minnesota Association of Townships	331	10.3%	34
<b>Total for Entity</b>	<b>\$331</b>		<b>\$34</b>
<b>Minneola Township (Goodhue)</b>			
Minnesota Association of Townships	541	10.3%	56
<b>Total for Entity</b>	<b>\$541</b>		<b>\$56</b>

**Table 5**  
**2021 Lobbying Expenditures Paid With Association Dues**  
**Listed by Entity**

Name of Entity (County) Association Name	Total Local Government Dues	Proportion of Dues Used for Lobbying	Total Dues Used for Lobbying
<b>Minneota Township (Jackson)</b>			
Minnesota Association of Townships	346	10.3%	36
<b>Total for Entity</b>	<b>\$346</b>		<b>\$36</b>
<b>Minnesota Falls Township (Yellow Medicine)</b>			
Minnesota Association of Townships	468	10.3%	48
<b>Total for Entity</b>	<b>\$468</b>		<b>\$48</b>
<b>Minnesota Lake Township (Faribault)</b>			
Minnesota Association of Townships	325	10.3%	33
<b>Total for Entity</b>	<b>\$325</b>		<b>\$33</b>
<b>Minnesota Valley Transit Association</b>			
Suburban Transit Association	45,974	97.5%	44,825
<b>Total for Entity</b>	<b>\$45,974</b>		<b>\$44,825</b>
<b>Minnewaska Township (Pope)</b>			
Minnesota Association of Townships	508	10.3%	52
<b>Total for Entity</b>	<b>\$508</b>		<b>\$52</b>
<b>Minnie Township (Beltrami)</b>			
Minnesota Association of Townships	277	10.3%	29
<b>Total for Entity</b>	<b>\$277</b>		<b>\$29</b>
<b>Mission Creek Township (Pine)</b>			
Minnesota Association of Townships	542	10.3%	56
<b>Total for Entity</b>	<b>\$542</b>		<b>\$56</b>
<b>Mission Township (Crow Wing)</b>			
Minnesota Association of Townships	610	10.3%	63
<b>Total for Entity</b>	<b>\$610</b>		<b>\$63</b>
<b>Mississippi Watershed Management Organization</b>			
League of Minnesota Cities	2,045	11.0%	225
<b>Total for Entity</b>	<b>\$2,045</b>		<b>\$225</b>
<b>Mitchell Township (Wilkin)</b>			
Minnesota Association of Townships	297	10.3%	31
<b>Total for Entity</b>	<b>\$297</b>		<b>\$31</b>

**Table 5**  
**2021 Lobbying Expenditures Paid With Association Dues**  
**Listed by Entity**

Name of Entity (County) Association Name	Total Local Government Dues	Proportion of Dues Used for Lobbying	Total Dues Used for Lobbying
<b>Moe Township (Douglas)</b>			
Minnesota Association of Townships	597	10.3%	61
<b>Total for Entity</b>	<b>\$597</b>		<b>\$61</b>
<b>Moland Township (Clay)</b>			
Minnesota Association of Townships	437	10.3%	45
<b>Total for Entity</b>	<b>\$437</b>		<b>\$45</b>
<b>Moltke Township (Sibley)</b>			
Minnesota Association of Townships	350	10.3%	36
<b>Total for Entity</b>	<b>\$350</b>		<b>\$36</b>
<b>Money Creek Township (Houston)</b>			
Minnesota Association of Townships	528	10.3%	54
<b>Total for Entity</b>	<b>\$528</b>		<b>\$54</b>
<b>Monroe Township (Lyon)</b>			
Minnesota Association of Townships	328	10.3%	34
<b>Total for Entity</b>	<b>\$328</b>		<b>\$34</b>
<b>Monson Township (Traverse)</b>			
Minnesota Association of Townships	310	10.3%	32
<b>Total for Entity</b>	<b>\$310</b>		<b>\$32</b>
<b>Montgomery Township (Le Sueur)</b>			
Minnesota Association of Townships	564	10.3%	58
<b>Total for Entity</b>	<b>\$564</b>		<b>\$58</b>
<b>Monticello Township (Wright)</b>			
Minnesota Association of Townships	1,470	10.3%	151
<b>Total for Entity</b>	<b>\$1,470</b>		<b>\$151</b>
<b>Moonshine Township (Big Stone)</b>			
Minnesota Association of Townships	299	10.3%	31
<b>Total for Entity</b>	<b>\$299</b>		<b>\$31</b>
<b>Moore Township (Stevens)</b>			
Minnesota Association of Townships	342	10.3%	35
<b>Total for Entity</b>	<b>\$342</b>		<b>\$35</b>



**Table 5**  
**2021 Lobbying Expenditures Paid With Association Dues**  
**Listed by Entity**

Name of Entity (County) Association Name	Total Local Government Dues	Proportion of Dues Used for Lobbying	Total Dues Used for Lobbying
<b>Moorhead Township (Clay)</b>			
Coalition of Greater Minnesota Cities	3,898	68.2%	2,658
Minnesota Association of Townships	321	10.3%	33
<b>Total for Entity</b>	<b>\$4,219</b>		<b>\$2,691</b>
<b>Moose Creek Township (Clearwater)</b>			
Minnesota Association of Townships	348	10.3%	36
<b>Total for Entity</b>	<b>\$348</b>		<b>\$36</b>
<b>Moose Lake Township (Beltrami)</b>			
Minnesota Association of Townships	342	10.3%	35
<b>Total for Entity</b>	<b>\$342</b>		<b>\$35</b>
<b>Moose Lake Township (Carlton)</b>			
Minnesota Association of Townships	745	10.3%	77
<b>Total for Entity</b>	<b>\$745</b>		<b>\$77</b>
<b>Moose Lake Township (Cass)</b>			
Minnesota Association of Townships	309	10.3%	32
<b>Total for Entity</b>	<b>\$309</b>		<b>\$32</b>
<b>Moose Lake-Windemere Area Sanitary Sewer District</b>			
League of Minnesota Cities	2,045	11.0%	225
<b>Total for Entity</b>	<b>\$2,045</b>		<b>\$225</b>
<b>Moose Park Township (Itasca)</b>			
Minnesota Association of Townships	292	10.3%	30
<b>Total for Entity</b>	<b>\$292</b>		<b>\$30</b>
<b>Moose River Township (Marshall)</b>			
Minnesota Association of Townships	278	10.3%	29
<b>Total for Entity</b>	<b>\$278</b>		<b>\$29</b>
<b>Moose Township (Roseau)</b>			
Minnesota Association of Townships	302	10.3%	31
<b>Total for Entity</b>	<b>\$302</b>		<b>\$31</b>
<b>Moran Township (Todd)</b>			
Minnesota Association of Townships	504	10.3%	52
<b>Total for Entity</b>	<b>\$504</b>		<b>\$52</b>

**Table 5**  
**2021 Lobbying Expenditures Paid With Association Dues**  
**Listed by Entity**

Name of Entity (County) Association Name	Total Local Government Dues	Proportion of Dues Used for Lobbying	Total Dues Used for Lobbying
<b>Moranville Township (Roseau)</b>			
Minnesota Association of Townships	610	10.3%	63
<b>Total for Entity</b>	<b>\$610</b>		<b>\$63</b>
<b>Morcom Township (Saint Louis)</b>			
Minnesota Association of Townships	298	10.3%	31
<b>Total for Entity</b>	<b>\$298</b>		<b>\$31</b>
<b>Morgan Township (Redwood)</b>			
Minnesota Association of Townships	342	10.3%	35
<b>Total for Entity</b>	<b>\$342</b>		<b>\$35</b>
<b>Morken Township (Clay)</b>			
Minnesota Association of Townships	319	10.3%	33
<b>Total for Entity</b>	<b>\$319</b>		<b>\$33</b>
<b>Morrill Township (Morrison)</b>			
Minnesota Association of Townships	564	10.3%	58
<b>Total for Entity</b>	<b>\$564</b>		<b>\$58</b>
<b>Morris Township (Stevens)</b>			
Minnesota Association of Townships	465	10.3%	48
<b>Total for Entity</b>	<b>\$465</b>		<b>\$48</b>
<b>Morrison County</b>			
Association of Minnesota Counties	15,463	17.0%	2,629
Greater Minnesota Parks and Trails	300	62.7%	188
<b>Total for Entity</b>	<b>\$15,763</b>		<b>\$2,817</b>
<b>Morrison Soil and Water Conservation District</b>			
Minnesota Association of Soil and Water Conservation Districts	4,025	15.0%	604
<b>Total for Entity</b>	<b>\$4,025</b>		<b>\$604</b>
<b>Morrison Township (Aitkin)</b>			
Minnesota Association of Townships	332	10.3%	34
<b>Total for Entity</b>	<b>\$332</b>		<b>\$34</b>
<b>Morristown Township (Rice)</b>			
Minnesota Association of Townships	575	10.3%	59
<b>Total for Entity</b>	<b>\$575</b>		<b>\$59</b>

**Table 5**  
**2021 Lobbying Expenditures Paid With Association Dues**  
**Listed by Entity**

Name of Entity (County) Association Name	Total Local Government Dues	Proportion of Dues Used for Lobbying	Total Dues Used for Lobbying
<b>Morse Township (Itasca)</b>			
Minnesota Association of Townships	533	10.3%	55
Range Association of Municipalities and Schools	350	75.1%	263
<b>Total for Entity</b>	<b>\$883</b>		<b>\$318</b>
<b>Morse Township (Saint Louis)</b>			
Minnesota Association of Townships	791	10.3%	81
<b>Total for Entity</b>	<b>\$791</b>		<b>\$81</b>
<b>Moscow Township (Freeborn)</b>			
Minnesota Association of Townships	502	10.3%	52
<b>Total for Entity</b>	<b>\$502</b>		<b>\$52</b>
<b>Motley Township (Morrison)</b>			
Minnesota Association of Townships	340	10.3%	35
<b>Total for Entity</b>	<b>\$340</b>		<b>\$35</b>
<b>Moulton Township (Murray)</b>			
Minnesota Association of Townships	332	10.3%	34
<b>Total for Entity</b>	<b>\$332</b>		<b>\$34</b>
<b>Mound Prairie Township (Houston)</b>			
Minnesota Association of Townships	530	10.3%	55
<b>Total for Entity</b>	<b>\$530</b>		<b>\$55</b>
<b>Mound Township (Rock)</b>			
Minnesota Association of Townships	341	10.3%	35
<b>Total for Entity</b>	<b>\$341</b>		<b>\$35</b>
<b>Mount Morris Township (Morrison)</b>			
Minnesota Association of Townships	298	10.3%	31
<b>Total for Entity</b>	<b>\$298</b>		<b>\$31</b>
<b>Mount Pleasant Township (Wabasha)</b>			
Minnesota Association of Townships	476	10.3%	49
<b>Total for Entity</b>	<b>\$476</b>		<b>\$49</b>
<b>Mount Vernon Township (Winona)</b>			
Minnesota Association of Townships	421	10.3%	43
<b>Total for Entity</b>	<b>\$421</b>		<b>\$43</b>

**Table 5**  
**2021 Lobbying Expenditures Paid With Association Dues**  
**Listed by Entity**

Name of Entity (County) Association Name	Total Local Government Dues	Proportion of Dues Used for Lobbying	Total Dues Used for Lobbying
<b>Mountain Lake Township (Cottonwood)</b>			
Minnesota Association of Townships	458	10.3%	47
<b>Total for Entity</b>	<b>\$458</b>		<b>\$47</b>
<b>Mower County</b>			
Association of Minnesota Counties	17,753	17.0%	3,018
Minnesota Rural Counties Caucus	2,700	43.0%	1,161
<b>Total for Entity</b>	<b>\$20,453</b>		<b>\$4,179</b>
<b>Mower County Soil and Water Conservation District</b>			
Minnesota Association of Soil and Water Conservation Districts	3,450	15.0%	518
<b>Total for Entity</b>	<b>\$3,450</b>		<b>\$518</b>
<b>Moyer Township (Swift)</b>			
Minnesota Association of Townships	296	10.3%	30
<b>Total for Entity</b>	<b>\$296</b>		<b>\$30</b>
<b>Moylan Township (Marshall)</b>			
Minnesota Association of Townships	301	10.3%	31
<b>Total for Entity</b>	<b>\$301</b>		<b>\$31</b>
<b>Mudgett Township (Mille Lacs)</b>			
Minnesota Association of Townships	298	10.3%	31
<b>Total for Entity</b>	<b>\$298</b>		<b>\$31</b>
<b>Mulligan Township (Brown)</b>			
Minnesota Association of Townships	336	10.3%	35
<b>Total for Entity</b>	<b>\$336</b>		<b>\$35</b>
<b>Munch Township (Pine)</b>			
Minnesota Association of Townships	442	10.3%	46
<b>Total for Entity</b>	<b>\$442</b>		<b>\$46</b>
<b>Munson Township (Stearns)</b>			
Minnesota Association of Townships	912	10.3%	94
<b>Total for Entity</b>	<b>\$912</b>		<b>\$94</b>
<b>Murray County</b>			
Association of Minnesota Counties	9,474	17.0%	1,611
<b>Total for Entity</b>	<b>\$9,474</b>		<b>\$1,611</b>

**Table 5**  
**2021 Lobbying Expenditures Paid With Association Dues**  
**Listed by Entity**

Name of Entity (County) Association Name	Total Local Government Dues	Proportion of Dues Used for Lobbying	Total Dues Used for Lobbying
<b>Murray Soil and Water Conservation District</b>			
Minnesota Association of Soil and Water Conservation Districts	3,121	15.0%	468
<b>Total for Entity</b>	<b>\$3,121</b>		<b>\$468</b>
<b>Murray Township (Murray)</b>			
Minnesota Association of Townships	321	10.3%	33
<b>Total for Entity</b>	<b>\$321</b>		<b>\$33</b>
<b>Nashville Township (Martin)</b>			
Minnesota Association of Townships	326	10.3%	34
<b>Total for Entity</b>	<b>\$326</b>		<b>\$34</b>
<b>Nashwauk Township (Itasca)</b>			
Minnesota Association of Townships	558	10.3%	57
Range Association of Municipalities and Schools	350	75.1%	263
<b>Total for Entity</b>	<b>\$908</b>		<b>\$320</b>
<b>Nebish Township (Beltrami)</b>			
Minnesota Association of Townships	433	10.3%	45
<b>Total for Entity</b>	<b>\$433</b>		<b>\$45</b>
<b>Nelson Park Township (Marshall)</b>			
Minnesota Association of Townships	309	10.3%	32
<b>Total for Entity</b>	<b>\$309</b>		<b>\$32</b>
<b>Nelson Township (Watonwan)</b>			
Minnesota Association of Townships	427	10.3%	44
<b>Total for Entity</b>	<b>\$427</b>		<b>\$44</b>
<b>Nereson Township (Roseau)</b>			
Minnesota Association of Townships	285	10.3%	29
<b>Total for Entity</b>	<b>\$285</b>		<b>\$29</b>
<b>Nesbit Township (Polk)</b>			
Minnesota Association of Townships	299	10.3%	31
<b>Total for Entity</b>	<b>\$299</b>		<b>\$31</b>
<b>Ness Township (Saint Louis)</b>			
Minnesota Association of Townships	288	10.3%	30
<b>Total for Entity</b>	<b>\$288</b>		<b>\$30</b>

**Table 5**  
**2021 Lobbying Expenditures Paid With Association Dues**  
**Listed by Entity**

Name of Entity (County) Association Name	Total Local Government Dues	Proportion of Dues Used for Lobbying	Total Dues Used for Lobbying
<b>Nessel Township (Chisago)</b>			
Minnesota Association of Townships	1,052	10.3%	108
<b>Total for Entity</b>	<b>\$1,052</b>		<b>\$108</b>
<b>Nevada Township (Mower)</b>			
Minnesota Association of Townships	453	10.3%	47
<b>Total for Entity</b>	<b>\$453</b>		<b>\$47</b>
<b>Nevis Township (Hubbard)</b>			
Minnesota Association of Townships	752	10.3%	77
<b>Total for Entity</b>	<b>\$752</b>		<b>\$77</b>
<b>New Auburn Township (Sibley)</b>			
Minnesota Association of Townships	461	10.3%	47
<b>Total for Entity</b>	<b>\$461</b>		<b>\$47</b>
<b>New Avon Township (Redwood)</b>			
Minnesota Association of Townships	323	10.3%	33
<b>Total for Entity</b>	<b>\$323</b>		<b>\$33</b>
<b>New Dosey Township (Pine)</b>			
Minnesota Association of Townships	294	10.3%	30
<b>Total for Entity</b>	<b>\$294</b>		<b>\$30</b>
<b>New Folden Township (Marshall)</b>			
Minnesota Association of Townships	346	10.3%	36
<b>Total for Entity</b>	<b>\$346</b>		<b>\$36</b>
<b>New Hartford Township (Winona)</b>			
Minnesota Association of Townships	616	10.3%	63
<b>Total for Entity</b>	<b>\$616</b>		<b>\$63</b>
<b>New Haven Township (Olmsted)</b>			
Minnesota Association of Townships	806	10.3%	83
<b>Total for Entity</b>	<b>\$806</b>		<b>\$83</b>
<b>New Independence Township (Saint Louis)</b>			
Minnesota Association of Townships	432	10.3%	44
<b>Total for Entity</b>	<b>\$432</b>		<b>\$44</b>

**Table 5**  
**2021 Lobbying Expenditures Paid With Association Dues**  
**Listed by Entity**

Name of Entity (County) Association Name	Total Local Government Dues	Proportion of Dues Used for Lobbying	Total Dues Used for Lobbying
<b>New London Township (Kandiyohi)</b>			
Minnesota Association of Townships	1,375	10.3%	142
<b>Total for Entity</b>	<b>\$1,375</b>		<b>\$142</b>
<b>New Maine Township (Marshall)</b>			
Minnesota Association of Townships	331	10.3%	34
<b>Total for Entity</b>	<b>\$331</b>		<b>\$34</b>
<b>New Market Township (Scott)</b>			
Minnesota Association of Townships	1,582	10.3%	163
<b>Total for Entity</b>	<b>\$1,582</b>		<b>\$163</b>
<b>New Prairie Township (Pope)</b>			
Minnesota Association of Townships	331	10.3%	34
<b>Total for Entity</b>	<b>\$331</b>		<b>\$34</b>
<b>New Richland Township (Waseca)</b>			
Minnesota Association of Townships	483	10.3%	50
<b>Total for Entity</b>	<b>\$483</b>		<b>\$50</b>
<b>New Solum Township (Marshall)</b>			
Minnesota Association of Townships	448	10.3%	46
<b>Total for Entity</b>	<b>\$448</b>		<b>\$46</b>
<b>New Sweden Township (Nicollet)</b>			
Minnesota Association of Townships	430	10.3%	44
<b>Total for Entity</b>	<b>\$430</b>		<b>\$44</b>
<b>Newburg Township (Fillmore)</b>			
Minnesota Association of Townships	458	10.3%	47
<b>Total for Entity</b>	<b>\$458</b>		<b>\$47</b>
<b>Newry Township (Freeborn)</b>			
Minnesota Association of Townships	478	10.3%	49
<b>Total for Entity</b>	<b>\$478</b>		<b>\$49</b>
<b>Newton Township (Otter Tail)</b>			
Minnesota Association of Townships	592	10.3%	61
<b>Total for Entity</b>	<b>\$592</b>		<b>\$61</b>

**Table 5**  
**2021 Lobbying Expenditures Paid With Association Dues**  
**Listed by Entity**

Name of Entity (County) Association Name	Total Local Government Dues	Proportion of Dues Used for Lobbying	Total Dues Used for Lobbying
<b>Nickerson Township (Pine)</b>			
Minnesota Association of Townships	322	10.3%	33
<b>Total for Entity</b>	<b>\$322</b>		<b>\$33</b>
<b>Nicollet County</b>			
Association of Minnesota Counties	16,063	17.0%	2,731
Highway 14 Partnership	2,000	51.5%	1,030
<b>Total for Entity</b>	<b>\$18,063</b>		<b>\$3,761</b>
<b>Nicollet Soil and Water Conservation District</b>			
Minnesota Association of Soil and Water Conservation Districts	4,091	15.0%	614
<b>Total for Entity</b>	<b>\$4,091</b>		<b>\$614</b>
<b>Nicollet Township (Nicollet)</b>			
Minnesota Association of Townships	505	10.3%	52
<b>Total for Entity</b>	<b>\$505</b>		<b>\$52</b>
<b>Nidaros Township (Otter Tail)</b>			
Minnesota Association of Townships	442	10.3%	46
<b>Total for Entity</b>	<b>\$442</b>		<b>\$46</b>
<b>Nilsen Township (Wilkin)</b>			
Minnesota Association of Townships	288	10.3%	30
<b>Total for Entity</b>	<b>\$288</b>		<b>\$30</b>
<b>Nine Mile Creek Watershed District</b>			
League of Minnesota Cities	2,045	11.0%	225
Minnesota Association of Watershed Districts	7,500	33.4%	2,505
<b>Total for Entity</b>	<b>\$9,545</b>		<b>\$2,730</b>
<b>Nininger Township (Dakota)</b>			
Minnesota Association of Townships	636	10.3%	66
<b>Total for Entity</b>	<b>\$636</b>		<b>\$66</b>
<b>Nobles County</b>			
Association of Minnesota Counties	13,494	17.0%	2,294
Minnesota Rural Counties Caucus	2,500	43.0%	1,075
<b>Total for Entity</b>	<b>\$15,994</b>		<b>\$3,369</b>



**Table 5**  
**2021 Lobbying Expenditures Paid With Association Dues**  
**Listed by Entity**

Name of Entity (County) Association Name	Total Local Government Dues	Proportion of Dues Used for Lobbying	Total Dues Used for Lobbying
<b>Nobles Soil and Water Conservation District</b>			
Minnesota Association of Soil and Water Conservation Districts	3,712	15.0%	557
<b>Total for Entity</b>	<b>\$3,712</b>		<b>\$557</b>
<b>Nokay Lake Township (Crow Wing)</b>			
Minnesota Association of Townships	616	10.3%	63
<b>Total for Entity</b>	<b>\$616</b>		<b>\$63</b>
<b>Nora Township (Clearwater)</b>			
Minnesota Association of Townships	480	10.3%	49
<b>Total for Entity</b>	<b>\$480</b>		<b>\$49</b>
<b>Nora Township (Pope)</b>			
Minnesota Association of Townships	333	10.3%	34
<b>Total for Entity</b>	<b>\$333</b>		<b>\$34</b>
<b>Norden Township (Pennington)</b>			
Minnesota Association of Townships	461	10.3%	47
<b>Total for Entity</b>	<b>\$461</b>		<b>\$47</b>
<b>Nordick Township (Wilkin)</b>			
Minnesota Association of Townships	296	10.3%	30
<b>Total for Entity</b>	<b>\$296</b>		<b>\$30</b>
<b>Nordland Township (Aitkin)</b>			
Minnesota Association of Townships	653	10.3%	67
<b>Total for Entity</b>	<b>\$653</b>		<b>\$67</b>
<b>Nordland Township (Lyon)</b>			
Minnesota Association of Townships	338	10.3%	35
<b>Total for Entity</b>	<b>\$338</b>		<b>\$35</b>
<b>Nore Township (Itasca)</b>			
Minnesota Association of Townships	288	10.3%	30
<b>Total for Entity</b>	<b>\$288</b>		<b>\$30</b>
<b>Norfolk Township (Renville)</b>			
Minnesota Association of Townships	313	10.3%	32
<b>Total for Entity</b>	<b>\$313</b>		<b>\$32</b>

**Table 5**  
**2021 Lobbying Expenditures Paid With Association Dues**  
**Listed by Entity**

Name of Entity (County) Association Name	Total Local Government Dues	Proportion of Dues Used for Lobbying	Total Dues Used for Lobbying
<b>Norman County</b>			
Association of Minnesota Counties	7,636	17.0%	1,298
Minnesota Rural Counties Caucus	2,200	43.0%	946
<b>Total for Entity</b>	<b>\$9,836</b>		<b>\$2,244</b>
<b>Norman County Soil and Water Conservation District</b>			
Minnesota Association of Soil and Water Conservation Districts	2,890	15.0%	434
<b>Total for Entity</b>	<b>\$2,890</b>		<b>\$434</b>
<b>Norman Township (Pine)</b>			
Minnesota Association of Townships	423	10.3%	44
<b>Total for Entity</b>	<b>\$423</b>		<b>\$44</b>
<b>Norman Township (Yellow Medicine)</b>			
Minnesota Association of Townships	346	10.3%	36
<b>Total for Entity</b>	<b>\$346</b>		<b>\$36</b>
<b>Normania Township (Yellow Medicine)</b>			
Minnesota Association of Townships	329	10.3%	34
<b>Total for Entity</b>	<b>\$329</b>		<b>\$34</b>
<b>Normanna Township (Saint Louis)</b>			
Minnesota Association of Townships	589	10.3%	61
<b>Total for Entity</b>	<b>\$589</b>		<b>\$61</b>
<b>North Branch Township (Isanti)</b>			
Minnesota Association of Townships	1,004	10.3%	103
<b>Total for Entity</b>	<b>\$1,004</b>		<b>\$103</b>
<b>North Fork Crow River Watershed District</b>			
League of Minnesota Cities	2,045	11.0%	225
Minnesota Association of Watershed Districts	3,518	33.4%	1,175
<b>Total for Entity</b>	<b>\$5,563</b>		<b>\$1,400</b>
<b>North Fork Township (Stearns)</b>			
Minnesota Association of Townships	422	10.3%	43
<b>Total for Entity</b>	<b>\$422</b>		<b>\$43</b>
<b>North Germany Township (Wadena)</b>			
Minnesota Association of Townships	436	10.3%	45
<b>Total for Entity</b>	<b>\$436</b>		<b>\$45</b>

**Table 5**  
**2021 Lobbying Expenditures Paid With Association Dues**  
**Listed by Entity**

Name of Entity (County) Association Name	Total Local Government Dues	Proportion of Dues Used for Lobbying	Total Dues Used for Lobbying
<b>North Hero Township (Redwood)</b>			
Minnesota Association of Townships	317	10.3%	33
<b>Total for Entity</b>	<b>\$317</b>		<b>\$33</b>
<b>North Koochiching Area Sanitary District</b>			
League of Minnesota Cities	2,045	11.0%	225
Minnesota Environmental Science and Economic Review Board	3,252	12.2%	397
<b>Total for Entity</b>	<b>\$5,297</b>		<b>\$622</b>
<b>North Ottawa Township (Grant)</b>			
Minnesota Association of Townships	286	10.3%	29
<b>Total for Entity</b>	<b>\$286</b>		<b>\$29</b>
<b>North Saint Louis Soil and Water Conservation District</b>			
Minnesota Association of Soil and Water Conservation Districts	3,484	15.0%	523
<b>Total for Entity</b>	<b>\$3,484</b>		<b>\$523</b>
<b>North Star Township (Brown)</b>			
Minnesota Association of Townships	421	10.3%	43
<b>Total for Entity</b>	<b>\$421</b>		<b>\$43</b>
<b>North Star Township (Saint Louis)</b>			
Minnesota Association of Townships	328	10.3%	34
<b>Total for Entity</b>	<b>\$328</b>		<b>\$34</b>
<b>North Township (Pennington)</b>			
Minnesota Association of Townships	572	10.3%	59
<b>Total for Entity</b>	<b>\$572</b>		<b>\$59</b>
<b>Northeast Metro 916 Intermediate School District</b>			
Association of Metropolitan School Districts, Inc.	6,757	74.8%	5,054
Minnesota School Boards Association	6,930	8.8%	610
<b>Total for Entity</b>	<b>\$13,687</b>		<b>\$5,664</b>
<b>Northeast Service Cooperative</b>			
Minnesota Rural Education Association	510	36.3%	185
<b>Total for Entity</b>	<b>\$510</b>		<b>\$185</b>
<b>Northern Township (Beltrami)</b>			
Minnesota Association of Townships	1,516	10.3%	156
<b>Total for Entity</b>	<b>\$1,516</b>		<b>\$156</b>

**Table 5**  
**2021 Lobbying Expenditures Paid With Association Dues**  
**Listed by Entity**

Name of Entity (County) Association Name	Total Local Government Dues	Proportion of Dues Used for Lobbying	Total Dues Used for Lobbying
<b>Northfield Township (Rice)</b>			
Minnesota Association of Townships	627	10.3%	65
<b>Total for Entity</b>	<b>\$627</b>		<b>\$65</b>
<b>Northland Learning Center - # 6076</b>			
Minnesota Rural Education Association	510	36.3%	185
Range Association of Municipalities and Schools	750	75.1%	563
<b>Total for Entity</b>	<b>\$1,260</b>		<b>\$748</b>
<b>Northland Township (Polk)</b>			
Minnesota Association of Townships	319	10.3%	33
<b>Total for Entity</b>	<b>\$319</b>		<b>\$33</b>
<b>Northland Township (Saint Louis)</b>			
Minnesota Association of Townships	323	10.3%	33
<b>Total for Entity</b>	<b>\$323</b>		<b>\$33</b>
<b>Northwest Regional Development Commission 1</b>			
League of Minnesota Cities	2,045	11.0%	225
<b>Total for Entity</b>	<b>\$2,045</b>		<b>\$225</b>
<b>Northwest Regional Interdistrict Council - # 382-52</b>			
Minnesota Rural Education Association	540	36.3%	196
<b>Total for Entity</b>	<b>\$540</b>		<b>\$196</b>
<b>Northwest Service Cooperative</b>			
Minnesota Rural Education Association	1,360	36.3%	494
<b>Total for Entity</b>	<b>\$1,360</b>		<b>\$494</b>
<b>Norton Township (Winona)</b>			
Minnesota Association of Townships	489	10.3%	50
<b>Total for Entity</b>	<b>\$489</b>		<b>\$50</b>
<b>Norway Lake Township (Kandiyohi)</b>			
Minnesota Association of Townships	426	10.3%	44
<b>Total for Entity</b>	<b>\$426</b>		<b>\$44</b>
<b>Norway Township (Fillmore)</b>			
Minnesota Association of Townships	445	10.3%	46
<b>Total for Entity</b>	<b>\$445</b>		<b>\$46</b>

**Table 5**  
**2021 Lobbying Expenditures Paid With Association Dues**  
**Listed by Entity**

Name of Entity (County) Association Name	Total Local Government Dues	Proportion of Dues Used for Lobbying	Total Dues Used for Lobbying
<b>Norway Township (Kittson)</b>			
Minnesota Association of Townships	303	10.3%	31
<b>Total for Entity</b>	<b>\$303</b>		<b>\$31</b>
<b>Norwegian Grove Township (Otter Tail)</b>			
Minnesota Association of Townships	431	10.3%	44
<b>Total for Entity</b>	<b>\$431</b>		<b>\$44</b>
<b>Numedal Township (Pennington)</b>			
Minnesota Association of Townships	297	10.3%	31
<b>Total for Entity</b>	<b>\$297</b>		<b>\$31</b>
<b>Nunda Township (Freeborn)</b>			
Minnesota Association of Townships	432	10.3%	44
<b>Total for Entity</b>	<b>\$432</b>		<b>\$44</b>
<b>Oak Lawn Township (Crow Wing)</b>			
Minnesota Association of Townships	990	10.3%	102
<b>Total for Entity</b>	<b>\$990</b>		<b>\$102</b>
<b>Oak Park Township (Marshall)</b>			
Minnesota Association of Townships	311	10.3%	32
<b>Total for Entity</b>	<b>\$311</b>		<b>\$32</b>
<b>Oak Township (Stearns)</b>			
Minnesota Association of Townships	546	10.3%	56
<b>Total for Entity</b>	<b>\$546</b>		<b>\$56</b>
<b>Oak Valley Township (Otter Tail)</b>			
Minnesota Association of Townships	452	10.3%	47
<b>Total for Entity</b>	<b>\$452</b>		<b>\$47</b>
<b>Oakland Township (Freeborn)</b>			
Minnesota Association of Townships	459	10.3%	47
<b>Total for Entity</b>	<b>\$459</b>		<b>\$47</b>
<b>Oakland Township (Mahnomen)</b>			
Minnesota Association of Townships	440	10.3%	45
<b>Total for Entity</b>	<b>\$440</b>		<b>\$45</b>

**Table 5**  
**2021 Lobbying Expenditures Paid With Association Dues**  
**Listed by Entity**

Name of Entity (County) Association Name	Total Local Government Dues	Proportion of Dues Used for Lobbying	Total Dues Used for Lobbying
<b>Oakport Township (Clay)</b>			
Minnesota Association of Townships	487	10.3%	50
<b>Total for Entity</b>	<b>\$487</b>		<b>\$50</b>
<b>Oakwood Township (Wabasha)</b>			
Minnesota Association of Townships	469	10.3%	48
<b>Total for Entity</b>	<b>\$469</b>		<b>\$48</b>
<b>O'Brien Township (Beltrami)</b>			
Minnesota Association of Townships	289	10.3%	30
<b>Total for Entity</b>	<b>\$289</b>		<b>\$30</b>
<b>Odessa Township (Big Stone)</b>			
Minnesota Association of Townships	311	10.3%	32
<b>Total for Entity</b>	<b>\$311</b>		<b>\$32</b>
<b>Odin Township (Watonwan)</b>			
Minnesota Association of Townships	318	10.3%	33
<b>Total for Entity</b>	<b>\$318</b>		<b>\$33</b>
<b>Ogema Township (Pine)</b>			
Minnesota Association of Townships	449	10.3%	46
<b>Total for Entity</b>	<b>\$449</b>		<b>\$46</b>
<b>Okabena-Ocheda Watershed District</b>			
Minnesota Association of Watershed Districts	2,399	33.4%	801
<b>Total for Entity</b>	<b>\$2,399</b>		<b>\$801</b>
<b>Olmsted County</b>			
Association of Minnesota Counties	36,135	17.0%	6,143
Greater Minnesota Parks and Trails	600	62.7%	376
Highway 14 Partnership	3,000	51.5%	1,545
Minnesota Inter-County Association	39,802	42.0%	16,717
<b>Total for Entity</b>	<b>\$79,537</b>		<b>\$24,781</b>
<b>Olmsted Soil and Water Conservation District</b>			
Minnesota Association of Soil and Water Conservation Districts	5,099	15.0%	765
<b>Total for Entity</b>	<b>\$5,099</b>		<b>\$765</b>

**Table 5**  
**2021 Lobbying Expenditures Paid With Association Dues**  
**Listed by Entity**

Name of Entity (County) Association Name	Total Local Government Dues	Proportion of Dues Used for Lobbying	Total Dues Used for Lobbying
<b>Olney Township (Nobles)</b>			
Minnesota Association of Townships	328	10.3%	34
<b>Total for Entity</b>	<b>\$328</b>		<b>\$34</b>
<b>Omro Township (Yellow Medicine)</b>			
Minnesota Association of Townships	313	10.3%	32
<b>Total for Entity</b>	<b>\$313</b>		<b>\$32</b>
<b>Onamia Township (Mille Lacs)</b>			
Minnesota Association of Townships	520	10.3%	54
<b>Total for Entity</b>	<b>\$520</b>		<b>\$54</b>
<b>Onstad Township (Polk)</b>			
Minnesota Association of Townships	290	10.3%	30
<b>Total for Entity</b>	<b>\$290</b>		<b>\$30</b>
<b>Orange Township (Douglas)</b>			
Minnesota Association of Townships	439	10.3%	45
<b>Total for Entity</b>	<b>\$439</b>		<b>\$45</b>
<b>Orion Township (Olmsted)</b>			
Minnesota Association of Townships	541	10.3%	56
<b>Total for Entity</b>	<b>\$541</b>		<b>\$56</b>
<b>Oronoco Township (Olmsted)</b>			
Minnesota Association of Townships	1,163	10.3%	120
<b>Total for Entity</b>	<b>\$1,163</b>		<b>\$120</b>
<b>Orrock Township (Sherburne)</b>			
Minnesota Association of Townships	1,633	10.3%	168
<b>Total for Entity</b>	<b>\$1,633</b>		<b>\$168</b>
<b>Orton Township (Wadena)</b>			
Minnesota Association of Townships	331	10.3%	34
<b>Total for Entity</b>	<b>\$331</b>		<b>\$34</b>
<b>Ortonville Township (Big Stone)</b>			
Minnesota Association of Townships	297	10.3%	31
<b>Total for Entity</b>	<b>\$297</b>		<b>\$31</b>

**Table 5**  
**2021 Lobbying Expenditures Paid With Association Dues**  
**Listed by Entity**

Name of Entity (County) Association Name	Total Local Government Dues	Proportion of Dues Used for Lobbying	Total Dues Used for Lobbying
<b>Orwell Township (Otter Tail)</b>			
Minnesota Association of Townships	324	10.3%	33
<b>Total for Entity</b>	<b>\$324</b>		<b>\$33</b>
<b>Osage Township (Becker)</b>			
Minnesota Association of Townships	628	10.3%	65
<b>Total for Entity</b>	<b>\$628</b>		<b>\$65</b>
<b>Osakis Township (Douglas)</b>			
Minnesota Association of Townships	532	10.3%	55
<b>Total for Entity</b>	<b>\$532</b>		<b>\$55</b>
<b>Osborne Township (Pipestone)</b>			
Minnesota Association of Townships	422	10.3%	43
<b>Total for Entity</b>	<b>\$422</b>		<b>\$43</b>
<b>Oscar Township (Otter Tail)</b>			
Minnesota Association of Townships	337	10.3%	35
<b>Total for Entity</b>	<b>\$337</b>		<b>\$35</b>
<b>Osceola Township (Renville)</b>			
Minnesota Association of Townships	310	10.3%	32
<b>Total for Entity</b>	<b>\$310</b>		<b>\$32</b>
<b>Oshawa Township (Nicollet)</b>			
Minnesota Association of Townships	506	10.3%	52
<b>Total for Entity</b>	<b>\$506</b>		<b>\$52</b>
<b>Oshkosh Township (Yellow Medicine)</b>			
Minnesota Association of Townships	331	10.3%	34
<b>Total for Entity</b>	<b>\$331</b>		<b>\$34</b>
<b>Oteneagen Township (Itasca)</b>			
Minnesota Association of Townships	444	10.3%	46
<b>Total for Entity</b>	<b>\$444</b>		<b>\$46</b>
<b>Otisco Township (Waseca)</b>			
Minnesota Association of Townships	527	10.3%	54
<b>Total for Entity</b>	<b>\$527</b>		<b>\$54</b>



**Table 5**  
**2021 Lobbying Expenditures Paid With Association Dues**  
**Listed by Entity**

Name of Entity (County) Association Name	Total Local Government Dues	Proportion of Dues Used for Lobbying	Total Dues Used for Lobbying
<b>Otrey Township (Big Stone)</b>			
Minnesota Association of Townships	294	10.3%	30
<b>Total for Entity</b>	<b>\$294</b>		<b>\$30</b>
<b>Ottawa Township (Le Sueur)</b>			
Minnesota Association of Townships	427	10.3%	44
<b>Total for Entity</b>	<b>\$427</b>		<b>\$44</b>
<b>Otter Tail County</b>			
Association of Minnesota Counties	23,120	17.0%	3,930
Greater Minnesota Parks and Trails	450	62.7%	282
Greater Minnesota Partnership	2,500	80.2%	2,005
Minnesota Inter-County Association	16,600	42.0%	6,972
<b>Total for Entity</b>	<b>\$42,670</b>		<b>\$13,189</b>
<b>Otter Tail East Soil and Water Conservation District</b>			
Minnesota Association of Soil and Water Conservation Districts	3,479	15.0%	522
<b>Total for Entity</b>	<b>\$3,479</b>		<b>\$522</b>
<b>Otter Tail Peninsula Township (Cass)</b>			
Minnesota Association of Townships	290	10.3%	30
<b>Total for Entity</b>	<b>\$290</b>		<b>\$30</b>
<b>Otter Tail Township (Otter Tail)</b>			
Minnesota Association of Townships	507	10.3%	52
<b>Total for Entity</b>	<b>\$507</b>		<b>\$52</b>
<b>Otto Township (Otter Tail)</b>			
Minnesota Association of Townships	525	10.3%	54
<b>Total for Entity</b>	<b>\$525</b>		<b>\$54</b>
<b>Owatonna Township (Steele)</b>			
Minnesota Association of Townships	520	10.3%	54
<b>Total for Entity</b>	<b>\$520</b>		<b>\$54</b>
<b>Owens Township (Saint Louis)</b>			
Minnesota Association of Townships	423	10.3%	44
<b>Total for Entity</b>	<b>\$423</b>		<b>\$44</b>

**Table 5**  
**2021 Lobbying Expenditures Paid With Association Dues**  
**Listed by Entity**

Name of Entity (County) Association Name	Total Local Government Dues	Proportion of Dues Used for Lobbying	Total Dues Used for Lobbying
<b>Oxford Township (Isanti)</b>			
Minnesota Association of Townships	658	10.3%	68
<b>Total for Entity</b>	<b>\$658</b>		<b>\$68</b>
<b>Paddock Township (Otter Tail)</b>			
Minnesota Association of Townships	448	10.3%	46
<b>Total for Entity</b>	<b>\$448</b>		<b>\$46</b>
<b>Page Township (Mille Lacs)</b>			
Minnesota Association of Townships	583	10.3%	60
<b>Total for Entity</b>	<b>\$583</b>		<b>\$60</b>
<b>Palmer Township (Sherburne)</b>			
Minnesota Association of Townships	1,202	10.3%	124
<b>Total for Entity</b>	<b>\$1,202</b>		<b>\$124</b>
<b>Palmville Township (Roseau)</b>			
Minnesota Association of Townships	282	10.3%	29
<b>Total for Entity</b>	<b>\$282</b>		<b>\$29</b>
<b>Palmyra Township (Renville)</b>			
Minnesota Association of Townships	322	10.3%	33
<b>Total for Entity</b>	<b>\$322</b>		<b>\$33</b>
<b>Park Township (Pine)</b>			
Minnesota Association of Townships	280	10.3%	29
<b>Total for Entity</b>	<b>\$280</b>		<b>\$29</b>
<b>Parke Township (Clay)</b>			
Minnesota Association of Townships	499	10.3%	51
<b>Total for Entity</b>	<b>\$499</b>		<b>\$51</b>
<b>Parker Township (Marshall)</b>			
Minnesota Association of Townships	281	10.3%	29
<b>Total for Entity</b>	<b>\$281</b>		<b>\$29</b>
<b>Parker Township (Morrison)</b>			
Minnesota Association of Townships	487	10.3%	50
<b>Total for Entity</b>	<b>\$487</b>		<b>\$50</b>

**Table 5**  
**2021 Lobbying Expenditures Paid With Association Dues**  
**Listed by Entity**

Name of Entity (County) Association Name	Total Local Government Dues	Proportion of Dues Used for Lobbying	Total Dues Used for Lobbying
<b>Parkers Prairie Township (Otter Tail)</b>			
Minnesota Association of Townships	456	10.3%	47
<b>Total for Entity</b>	<b>\$456</b>		<b>\$47</b>
<b>Parnell Township (Polk)</b>			
Minnesota Association of Townships	287	10.3%	30
<b>Total for Entity</b>	<b>\$287</b>		<b>\$30</b>
<b>Parnell Township (Traverse)</b>			
Minnesota Association of Townships	287	10.3%	30
<b>Total for Entity</b>	<b>\$287</b>		<b>\$30</b>
<b>Partridge Township (Pine)</b>			
Minnesota Association of Townships	541	10.3%	56
<b>Total for Entity</b>	<b>\$541</b>		<b>\$56</b>
<b>Paxton Township (Redwood)</b>			
Minnesota Association of Townships	510	10.3%	53
<b>Total for Entity</b>	<b>\$510</b>		<b>\$53</b>
<b>Paynesville Township (Stearns)</b>			
Minnesota Association of Townships	887	10.3%	91
<b>Total for Entity</b>	<b>\$887</b>		<b>\$91</b>
<b>Peace Township (Kanabec)</b>			
Minnesota Association of Townships	635	10.3%	65
<b>Total for Entity</b>	<b>\$635</b>		<b>\$65</b>
<b>Pelan Township (Kittson)</b>			
Minnesota Association of Townships	283	10.3%	29
<b>Total for Entity</b>	<b>\$283</b>		<b>\$29</b>
<b>Pelican Lake Township (Grant)</b>			
Minnesota Association of Townships	481	10.3%	50
<b>Total for Entity</b>	<b>\$481</b>		<b>\$50</b>
<b>Pelican River Watershed District</b>			
League of Minnesota Cities	2,045	11.0%	225
Minnesota Association of Watershed Districts	5,604	33.4%	1,872
<b>Total for Entity</b>	<b>\$7,649</b>		<b>\$2,097</b>

**Table 5**  
**2021 Lobbying Expenditures Paid With Association Dues**  
**Listed by Entity**

Name of Entity (County) Association Name	Total Local Government Dues	Proportion of Dues Used for Lobbying	Total Dues Used for Lobbying
<b>Pelican Township (Crow Wing)</b>			
Minnesota Association of Townships	487	10.3%	50
<b>Total for Entity</b>	<b>\$487</b>		<b>\$50</b>
<b>Pelican Township (Otter Tail)</b>			
Minnesota Association of Townships	544	10.3%	56
<b>Total for Entity</b>	<b>\$544</b>		<b>\$56</b>
<b>Pembina Township (Mahnomon)</b>			
Minnesota Association of Townships	573	10.3%	59
<b>Total for Entity</b>	<b>\$573</b>		<b>\$59</b>
<b>Penn Township (McLeod)</b>			
Minnesota Association of Townships	439	10.3%	45
<b>Total for Entity</b>	<b>\$439</b>		<b>\$45</b>
<b>Pennington County</b>			
Association of Minnesota Counties	8,786	17.0%	1,494
Minnesota Rural Counties Caucus	2,300	43.0%	989
<b>Total for Entity</b>	<b>\$11,086</b>		<b>\$2,483</b>
<b>Pennington Soil and Water Conservation District</b>			
Minnesota Association of Soil and Water Conservation Districts	3,036	15.0%	455
<b>Total for Entity</b>	<b>\$3,036</b>		<b>\$455</b>
<b>Pepin Township (Wabasha)</b>			
Minnesota Association of Townships	460	10.3%	47
<b>Total for Entity</b>	<b>\$460</b>		<b>\$47</b>
<b>Pepperton Township (Stevens)</b>			
Minnesota Association of Townships	306	10.3%	32
<b>Total for Entity</b>	<b>\$306</b>		<b>\$32</b>
<b>Pequaywan Township (Saint Louis)</b>			
Minnesota Association of Townships	308	10.3%	32
<b>Total for Entity</b>	<b>\$308</b>		<b>\$32</b>
<b>Perch Lake Township (Carlton)</b>			
Minnesota Association of Townships	741	10.3%	76
<b>Total for Entity</b>	<b>\$741</b>		<b>\$76</b>

**Table 5**  
**2021 Lobbying Expenditures Paid With Association Dues**  
**Listed by Entity**

Name of Entity (County) Association Name	Total Local Government Dues	Proportion of Dues Used for Lobbying	Total Dues Used for Lobbying
<b>Percy Township (Kittson)</b>			
Minnesota Association of Townships	278	10.3%	29
<b>Total for Entity</b>	<b>\$278</b>		<b>\$29</b>
<b>Perham Township (Otter Tail)</b>			
Minnesota Association of Townships	619	10.3%	64
<b>Total for Entity</b>	<b>\$619</b>		<b>\$64</b>
<b>Perry Lake Township (Crow Wing)</b>			
Minnesota Association of Townships	449	10.3%	46
<b>Total for Entity</b>	<b>\$449</b>		<b>\$46</b>
<b>Perry Township (Lac qui Parle)</b>			
Minnesota Association of Townships	298	10.3%	31
<b>Total for Entity</b>	<b>\$298</b>		<b>\$31</b>
<b>Petersburg Township (Jackson)</b>			
Minnesota Association of Townships	340	10.3%	35
<b>Total for Entity</b>	<b>\$340</b>		<b>\$35</b>
<b>Pickerel Lake Township (Freeborn)</b>			
Minnesota Association of Townships	547	10.3%	56
<b>Total for Entity</b>	<b>\$547</b>		<b>\$56</b>
<b>Pierz Township (Morrison)</b>			
Minnesota Association of Townships	520	10.3%	54
<b>Total for Entity</b>	<b>\$520</b>		<b>\$54</b>
<b>Pike Bay Township (Cass)</b>			
Minnesota Association of Townships	937	10.3%	97
<b>Total for Entity</b>	<b>\$937</b>		<b>\$97</b>
<b>Pike Creek Township (Morrison)</b>			
Minnesota Association of Townships	646	10.3%	67
<b>Total for Entity</b>	<b>\$646</b>		<b>\$67</b>
<b>Pike Township (Saint Louis)</b>			
Minnesota Association of Townships	467	10.3%	48
<b>Total for Entity</b>	<b>\$467</b>		<b>\$48</b>

**Table 5**  
**2021 Lobbying Expenditures Paid With Association Dues**  
**Listed by Entity**

Name of Entity (County) Association Name	Total Local Government Dues	Proportion of Dues Used for Lobbying	Total Dues Used for Lobbying
<b>Pillsbury Township (Swift)</b>			
Minnesota Association of Townships	346	10.3%	36
<b>Total for Entity</b>	<b>\$346</b>		<b>\$36</b>
<b>Pilot Grove Township (Faribault)</b>			
Minnesota Association of Townships	316	10.3%	33
<b>Total for Entity</b>	<b>\$316</b>		<b>\$33</b>
<b>Pilot Mound Township (Fillmore)</b>			
Minnesota Association of Townships	454	10.3%	47
<b>Total for Entity</b>	<b>\$454</b>		<b>\$47</b>
<b>Pine City Township (Pine)</b>			
Minnesota Association of Townships	850	10.3%	88
<b>Total for Entity</b>	<b>\$850</b>		<b>\$88</b>
<b>Pine County</b>			
Arrowhead Counties Association	2,750	85.0%	2,338
Association of Minnesota Counties	14,087	17.0%	2,395
Greater Minnesota Parks and Trails	300	62.7%	188
Minnesota Rural Counties Caucus	2,200	43.0%	946
<b>Total for Entity</b>	<b>\$19,337</b>		<b>\$5,867</b>
<b>Pine Island Township (Goodhue)</b>			
Minnesota Association of Townships	514	10.3%	53
<b>Total for Entity</b>	<b>\$514</b>		<b>\$53</b>
<b>Pine Lake Township (Cass)</b>			
Minnesota Association of Townships	338	10.3%	35
<b>Total for Entity</b>	<b>\$338</b>		<b>\$35</b>
<b>Pine Lake Township (Clearwater)</b>			
Minnesota Association of Townships	481	10.3%	50
<b>Total for Entity</b>	<b>\$481</b>		<b>\$50</b>
<b>Pine Lake Township (Otter Tail)</b>			
Minnesota Association of Townships	561	10.3%	58
<b>Total for Entity</b>	<b>\$561</b>		<b>\$58</b>

**Table 5**  
**2021 Lobbying Expenditures Paid With Association Dues**  
**Listed by Entity**

Name of Entity (County) Association Name	Total Local Government Dues	Proportion of Dues Used for Lobbying	Total Dues Used for Lobbying
<b>Pine Lake Township (Pine)</b>			
Minnesota Association of Townships	524	10.3%	54
<b>Total for Entity</b>	<b>\$524</b>		<b>\$54</b>
<b>Pine Point Township (Becker)</b>			
Minnesota Association of Townships	465	10.3%	48
<b>Total for Entity</b>	<b>\$465</b>		<b>\$48</b>
<b>Pine River Township (Cass)</b>			
Minnesota Association of Townships	784	10.3%	81
<b>Total for Entity</b>	<b>\$784</b>		<b>\$81</b>
<b>Pine Soil and Water Conservation District</b>			
Minnesota Association of Soil and Water Conservation Districts	3,836	15.0%	575
<b>Total for Entity</b>	<b>\$3,836</b>		<b>\$575</b>
<b>Pipestone County</b>			
Association of Minnesota Counties	8,301	17.0%	1,411
Minnesota Rural Counties Caucus	2,200	43.0%	946
<b>Total for Entity</b>	<b>\$10,501</b>		<b>\$2,357</b>
<b>Plainview Township (Wabasha)</b>			
Minnesota Association of Townships	487	10.3%	50
<b>Total for Entity</b>	<b>\$487</b>		<b>\$50</b>
<b>Plainview-Elgin Sanitary District</b>			
League of Minnesota Cities	2,045	11.0%	225
<b>Total for Entity</b>	<b>\$2,045</b>		<b>\$225</b>
<b>Platte Lake Township (Crow Wing)</b>			
Minnesota Association of Townships	480	10.3%	49
<b>Total for Entity</b>	<b>\$480</b>		<b>\$49</b>
<b>Platte Township (Morrison)</b>			
Minnesota Association of Townships	457	10.3%	47
<b>Total for Entity</b>	<b>\$457</b>		<b>\$47</b>
<b>Pleasant Grove Township (Olmsted)</b>			
Minnesota Association of Townships	608	10.3%	63
<b>Total for Entity</b>	<b>\$608</b>		<b>\$63</b>

**Table 5**  
**2021 Lobbying Expenditures Paid With Association Dues**  
**Listed by Entity**

Name of Entity (County) Association Name	Total Local Government Dues	Proportion of Dues Used for Lobbying	Total Dues Used for Lobbying
<b>Pleasant Hill Township (Winona)</b>			
Minnesota Association of Townships	509	10.3%	52
<b>Total for Entity</b>	<b>\$509</b>		<b>\$52</b>
<b>Pleasant Mound Township (Blue Earth)</b>			
Minnesota Association of Townships	331	10.3%	34
<b>Total for Entity</b>	<b>\$331</b>		<b>\$34</b>
<b>Pleasant Prairie Township (Martin)</b>			
Minnesota Association of Townships	338	10.3%	35
<b>Total for Entity</b>	<b>\$338</b>		<b>\$35</b>
<b>Pleasant Valley Township (Mower)</b>			
Minnesota Association of Townships	440	10.3%	45
<b>Total for Entity</b>	<b>\$440</b>		<b>\$45</b>
<b>Pleasant View Township (Norman)</b>			
Minnesota Association of Townships	302	10.3%	31
<b>Total for Entity</b>	<b>\$302</b>		<b>\$31</b>
<b>Pliny Township (Aitkin)</b>			
Minnesota Association of Townships	299	10.3%	31
<b>Total for Entity</b>	<b>\$299</b>		<b>\$31</b>
<b>Pohlitz Township (Roseau)</b>			
Minnesota Association of Townships	279	10.3%	29
<b>Total for Entity</b>	<b>\$279</b>		<b>\$29</b>
<b>Pokegama Township (Pine)</b>			
Minnesota Association of Townships	1,280	10.3%	132
<b>Total for Entity</b>	<b>\$1,280</b>		<b>\$132</b>
<b>Polk Centre Township (Pennington)</b>			
Minnesota Association of Townships	294	10.3%	30
<b>Total for Entity</b>	<b>\$294</b>		<b>\$30</b>
<b>Polk County</b>			
Association of Minnesota Counties	16,298	17.0%	2,771
Minnesota Rural Counties Caucus	2,700	43.0%	1,161
<b>Total for Entity</b>	<b>\$18,998</b>		<b>\$3,932</b>



**Table 5**  
**2021 Lobbying Expenditures Paid With Association Dues**  
**Listed by Entity**

Name of Entity (County) Association Name	Total Local Government Dues	Proportion of Dues Used for Lobbying	Total Dues Used for Lobbying
<b>Polonia Township (Roseau)</b>			
Minnesota Association of Townships	280	10.3%	29
<b>Total for Entity</b>	<b>\$280</b>		<b>\$29</b>
<b>Pomme de Terre Township (Grant)</b>			
Minnesota Association of Townships	313	10.3%	32
<b>Total for Entity</b>	<b>\$313</b>		<b>\$32</b>
<b>Pomroy Township (Itasca)</b>			
Minnesota Association of Townships	284	10.3%	29
<b>Total for Entity</b>	<b>\$284</b>		<b>\$29</b>
<b>Pomroy Township (Kanabec)</b>			
Minnesota Association of Townships	477	10.3%	49
<b>Total for Entity</b>	<b>\$477</b>		<b>\$49</b>
<b>Ponto Lake Township (Cass)</b>			
Minnesota Association of Townships	499	10.3%	51
<b>Total for Entity</b>	<b>\$499</b>		<b>\$51</b>
<b>Pope County</b>			
Association of Minnesota Counties	8,828	17.0%	1,501
Minnesota Rural Counties Caucus	2,300	43.0%	989
<b>Total for Entity</b>	<b>\$11,128</b>		<b>\$2,490</b>
<b>Pope Soil and Water Conservation District</b>			
Minnesota Association of Soil and Water Conservation Districts	3,049	15.0%	457
<b>Total for Entity</b>	<b>\$3,049</b>		<b>\$457</b>
<b>Poplar Grove Township (Roseau)</b>			
Minnesota Association of Townships	294	10.3%	30
<b>Total for Entity</b>	<b>\$294</b>		<b>\$30</b>
<b>Poplar River Township (Red Lake)</b>			
Minnesota Association of Townships	302	10.3%	31
<b>Total for Entity</b>	<b>\$302</b>		<b>\$31</b>
<b>Poplar Township (Cass)</b>			
Minnesota Association of Townships	329	10.3%	34
<b>Total for Entity</b>	<b>\$329</b>		<b>\$34</b>

**Table 5**  
**2021 Lobbying Expenditures Paid With Association Dues**  
**Listed by Entity**

Name of Entity (County) Association Name	Total Local Government Dues	Proportion of Dues Used for Lobbying	Total Dues Used for Lobbying
<b>Popple Grove Township (Mahnomen)</b>			
Minnesota Association of Townships	315	10.3%	32
<b>Total for Entity</b>	<b>\$315</b>		<b>\$32</b>
<b>Popple Township (Clearwater)</b>			
Minnesota Association of Townships	514	10.3%	53
<b>Total for Entity</b>	<b>\$514</b>		<b>\$53</b>
<b>Poppleton Township (Kittson)</b>			
Minnesota Association of Townships	307	10.3%	32
<b>Total for Entity</b>	<b>\$307</b>		<b>\$32</b>
<b>Port Hope Township (Beltrami)</b>			
Minnesota Association of Townships	558	10.3%	57
<b>Total for Entity</b>	<b>\$558</b>		<b>\$57</b>
<b>Portage Township (Saint Louis)</b>			
Minnesota Association of Townships	320	10.3%	33
<b>Total for Entity</b>	<b>\$320</b>		<b>\$33</b>
<b>Posen Township (Yellow Medicine)</b>			
Minnesota Association of Townships	336	10.3%	35
<b>Total for Entity</b>	<b>\$336</b>		<b>\$35</b>
<b>Powers Township (Cass)</b>			
Minnesota Association of Townships	576	10.3%	59
<b>Total for Entity</b>	<b>\$576</b>		<b>\$59</b>
<b>Prairie Lake Township (Saint Louis)</b>			
Minnesota Association of Townships	285	10.3%	29
<b>Total for Entity</b>	<b>\$285</b>		<b>\$29</b>
<b>Prairie View Township (Wilkin)</b>			
Minnesota Association of Townships	330	10.3%	34
<b>Total for Entity</b>	<b>\$330</b>		<b>\$34</b>
<b>Prairieville Township (Brown)</b>			
Minnesota Association of Townships	341	10.3%	35
<b>Total for Entity</b>	<b>\$341</b>		<b>\$35</b>

**Table 5**  
**2021 Lobbying Expenditures Paid With Association Dues**  
**Listed by Entity**

Name of Entity (County) Association Name	Total Local Government Dues	Proportion of Dues Used for Lobbying	Total Dues Used for Lobbying
<b>Preble Township (Fillmore)</b>			
Minnesota Association of Townships	334	10.3%	34
<b>Total for Entity</b>	<b>\$334</b>		<b>\$34</b>
<b>Prescott Township (Faribault)</b>			
Minnesota Association of Townships	319	10.3%	33
<b>Total for Entity</b>	<b>\$319</b>		<b>\$33</b>
<b>Preston Lake Township (Renville)</b>			
Minnesota Association of Townships	426	10.3%	44
<b>Total for Entity</b>	<b>\$426</b>		<b>\$44</b>
<b>Preston Township (Fillmore)</b>			
Minnesota Association of Townships	460	10.3%	47
<b>Total for Entity</b>	<b>\$460</b>		<b>\$47</b>
<b>Princeton Township (Mille Lacs)</b>			
Minnesota Association of Townships	1,136	10.3%	117
<b>Total for Entity</b>	<b>\$1,136</b>		<b>\$117</b>
<b>Prior Lake-Spring Lake Watershed District</b>			
League of Minnesota Cities	2,045	11.0%	225
<b>Total for Entity</b>	<b>\$2,045</b>		<b>\$225</b>
<b>Prior Township (Big Stone)</b>			
Minnesota Association of Townships	349	10.3%	36
<b>Total for Entity</b>	<b>\$349</b>		<b>\$36</b>
<b>Providence Township (Lac qui Parle)</b>			
Minnesota Association of Townships	319	10.3%	33
<b>Total for Entity</b>	<b>\$319</b>		<b>\$33</b>
<b>Pulaski Township (Morrison)</b>			
Minnesota Association of Townships	431	10.3%	44
<b>Total for Entity</b>	<b>\$431</b>		<b>\$44</b>
<b>Queen Township (Polk)</b>			
Minnesota Association of Townships	338	10.3%	35
<b>Total for Entity</b>	<b>\$338</b>		<b>\$35</b>

**Table 5**  
**2021 Lobbying Expenditures Paid With Association Dues**  
**Listed by Entity**

Name of Entity (County) Association Name	Total Local Government Dues	Proportion of Dues Used for Lobbying	Total Dues Used for Lobbying
<b>Quincy Township (Olmsted)</b>			
Minnesota Association of Townships	452	10.3%	47
<b>Total for Entity</b>	<b>\$452</b>		<b>\$47</b>
<b>Quiring Township (Beltrami)</b>			
Minnesota Association of Townships	297	10.3%	31
<b>Total for Entity</b>	<b>\$297</b>		<b>\$31</b>
<b>Rabbit Lake Township (Crow Wing)</b>			
Minnesota Association of Townships	448	10.3%	46
<b>Total for Entity</b>	<b>\$448</b>		<b>\$46</b>
<b>Racine Township (Mower)</b>			
Minnesota Association of Townships	486	10.3%	50
<b>Total for Entity</b>	<b>\$486</b>		<b>\$50</b>
<b>Ramsey County</b>			
Association of Minnesota Counties	63,477	17.0%	10,791
Minnesota Association of Soil and Water Conservation Districts	5,099	15.0%	765
<b>Total for Entity</b>	<b>\$68,576</b>		<b>\$11,556</b>
<b>Ramsey-Washington Metro Watershed District</b>			
League of Minnesota Cities	2,045	11.0%	225
Minnesota Association of Watershed Districts	7,500	33.4%	2,505
<b>Total for Entity</b>	<b>\$9,545</b>		<b>\$2,730</b>
<b>Randolph Township (Dakota)</b>			
Minnesota Association of Townships	576	10.3%	59
<b>Total for Entity</b>	<b>\$576</b>		<b>\$59</b>
<b>Ransom Township (Nobles)</b>			
Minnesota Association of Townships	338	10.3%	35
<b>Total for Entity</b>	<b>\$338</b>		<b>\$35</b>
<b>Rapidan Township (Blue Earth)</b>			
Minnesota Association of Townships	753	10.3%	78
<b>Total for Entity</b>	<b>\$753</b>		<b>\$78</b>
<b>Ravenna Township (Dakota)</b>			
Minnesota Association of Townships	1,176	10.3%	121
<b>Total for Entity</b>	<b>\$1,176</b>		<b>\$121</b>

**Table 5**  
**2021 Lobbying Expenditures Paid With Association Dues**  
**Listed by Entity**

Name of Entity (County) Association Name	Total Local Government Dues	Proportion of Dues Used for Lobbying	Total Dues Used for Lobbying
<b>Raymond Township (Stearns)</b>			
Minnesota Association of Townships	349	10.3%	36
<b>Total for Entity</b>	<b>\$349</b>		<b>\$36</b>
<b>Red Eye Township (Wadena)</b>			
Minnesota Association of Townships	494	10.3%	51
<b>Total for Entity</b>	<b>\$494</b>		<b>\$51</b>
<b>Red Lake County</b>			
Association of Minnesota Counties	4,656	17.0%	792
Minnesota Rural Counties Caucus	2,200	43.0%	946
<b>Total for Entity</b>	<b>\$6,856</b>		<b>\$1,738</b>
<b>Red Lake Falls Township (Red Lake)</b>			
Minnesota Association of Townships	334	10.3%	34
<b>Total for Entity</b>	<b>\$334</b>		<b>\$34</b>
<b>Red Lake Soil and Water Conservation District</b>			
Minnesota Association of Soil and Water Conservation Districts	2,503	15.0%	375
<b>Total for Entity</b>	<b>\$2,503</b>		<b>\$375</b>
<b>Red Lake Watershed District</b>			
League of Minnesota Cities	2,045	11.0%	225
Minnesota Association of Watershed Districts	7,500	33.4%	2,505
<b>Total for Entity</b>	<b>\$9,545</b>		<b>\$2,730</b>
<b>Red Rock Township (Mower)</b>			
Minnesota Association of Townships	576	10.3%	59
<b>Total for Entity</b>	<b>\$576</b>		<b>\$59</b>
<b>Red Wing Port Authority</b>			
Minnesota Ports Association	4,251	100.0%	4,251
<b>Total for Entity</b>	<b>\$4,251</b>		<b>\$4,251</b>
<b>Redpath Township (Traverse)</b>			
Minnesota Association of Townships	285	10.3%	29
<b>Total for Entity</b>	<b>\$285</b>		<b>\$29</b>

**Table 5**  
**2021 Lobbying Expenditures Paid With Association Dues**  
**Listed by Entity**

Name of Entity (County) Association Name	Total Local Government Dues	Proportion of Dues Used for Lobbying	Total Dues Used for Lobbying
<b>Redwood County</b>			
Association of Minnesota Counties	12,071	17.0%	2,052
Greater Minnesota Parks and Trails	225	62.7%	141
Minnesota Rural Counties Caucus	2,300	43.0%	989
<b>Total for Entity</b>	<b>\$14,596</b>		<b>\$3,182</b>
<b>Redwood Falls Township (Redwood)</b>			
Minnesota Association of Townships	314	10.3%	32
<b>Total for Entity</b>	<b>\$314</b>		<b>\$32</b>
<b>Redwood Soil and Water Conservation District</b>			
Minnesota Association of Soil and Water Conservation Districts	3,511	15.0%	527
<b>Total for Entity</b>	<b>\$3,511</b>		<b>\$527</b>
<b>Region Nine Development Commission</b>			
Greater Minnesota Partnership	1,000	80.2%	802
League of Minnesota Cities	2,045	11.0%	225
<b>Total for Entity</b>	<b>\$3,045</b>		<b>\$1,027</b>
<b>Reine Township (Roseau)</b>			
Minnesota Association of Townships	297	10.3%	31
<b>Total for Entity</b>	<b>\$297</b>		<b>\$31</b>
<b>Reiner Township (Pennington)</b>			
Minnesota Association of Townships	295	10.3%	30
<b>Total for Entity</b>	<b>\$295</b>		<b>\$30</b>
<b>Reis Township (Polk)</b>			
Minnesota Association of Townships	293	10.3%	30
<b>Total for Entity</b>	<b>\$293</b>		<b>\$30</b>
<b>Remer Township (Cass)</b>			
Minnesota Association of Townships	331	10.3%	34
<b>Total for Entity</b>	<b>\$331</b>		<b>\$34</b>
<b>Rendsville Township (Stevens)</b>			
Minnesota Association of Townships	318	10.3%	33
<b>Total for Entity</b>	<b>\$318</b>		<b>\$33</b>

**Table 5**  
**2021 Lobbying Expenditures Paid With Association Dues**  
**Listed by Entity**

Name of Entity (County) Association Name	Total Local Government Dues	Proportion of Dues Used for Lobbying	Total Dues Used for Lobbying
<b>Reno Township (Pope)</b>			
Minnesota Association of Townships	479	10.3%	49
<b>Total for Entity</b>	<b>\$479</b>		<b>\$49</b>
<b>Renville County</b>			
Association of Minnesota Counties	12,590	17.0%	2,140
Greater Minnesota Parks and Trails	225	62.7%	141
<b>Total for Entity</b>	<b>\$12,815</b>		<b>\$2,281</b>
<b>Renville Soil and Water Conservation District</b>			
Minnesota Association of Soil and Water Conservation Districts	3,590	15.0%	538
<b>Total for Entity</b>	<b>\$3,590</b>		<b>\$538</b>
<b>Resource Training and Solutions</b>			
Minnesota Rural Education Association	1,360	36.3%	494
Schools for Equity in Education	748	80.2%	600
<b>Total for Entity</b>	<b>\$2,108</b>		<b>\$1,094</b>
<b>Reynolds Township (Todd)</b>			
Minnesota Association of Townships	546	10.3%	56
<b>Total for Entity</b>	<b>\$546</b>		<b>\$56</b>
<b>Rheiderland Township (Chippewa)</b>			
Minnesota Association of Townships	345	10.3%	36
<b>Total for Entity</b>	<b>\$345</b>		<b>\$36</b>
<b>Rhinehart Township (Polk)</b>			
Minnesota Association of Townships	317	10.3%	33
<b>Total for Entity</b>	<b>\$317</b>		<b>\$33</b>
<b>Rice County</b>			
Association of Minnesota Counties	22,741	17.0%	3,866
Greater Minnesota Parks and Trails	450	62.7%	282
Minnesota Inter-County Association	18,452	42.0%	7,750
<b>Total for Entity</b>	<b>\$41,643</b>		<b>\$11,898</b>
<b>Rice Creek Watershed District</b>			
League of Minnesota Cities	2,045	11.0%	225
Minnesota Association of Watershed Districts	7,500	33.4%	2,505
<b>Total for Entity</b>	<b>\$9,545</b>		<b>\$2,730</b>

**Table 5**  
**2021 Lobbying Expenditures Paid With Association Dues**  
**Listed by Entity**

Name of Entity (County) Association Name	Total Local Government Dues	Proportion of Dues Used for Lobbying	Total Dues Used for Lobbying
<b>Rice River Township (Aitkin)</b>			
Minnesota Association of Townships	314	10.3%	32
<b>Total for Entity</b>	<b>\$314</b>		<b>\$32</b>
<b>Rice Soil and Water Conservation District</b>			
Minnesota Association of Soil and Water Conservation Districts	5,056	15.0%	758
<b>Total for Entity</b>	<b>\$5,056</b>		<b>\$758</b>
<b>Rice Township (Clearwater)</b>			
Minnesota Association of Townships	321	10.3%	33
<b>Total for Entity</b>	<b>\$321</b>		<b>\$33</b>
<b>Riceland Township (Freeborn)</b>			
Minnesota Association of Townships	472	10.3%	49
<b>Total for Entity</b>	<b>\$472</b>		<b>\$49</b>
<b>Riceville Township (Becker)</b>			
Minnesota Association of Townships	296	10.3%	30
<b>Total for Entity</b>	<b>\$296</b>		<b>\$30</b>
<b>Rich Prairie Sewer and Water District</b>			
League of Minnesota Cities	2,045	11.0%	225
<b>Total for Entity</b>	<b>\$2,045</b>		<b>\$225</b>
<b>Rich Valley Township (McLeod)</b>			
Minnesota Association of Townships	549	10.3%	57
<b>Total for Entity</b>	<b>\$549</b>		<b>\$57</b>
<b>Richardson Township (Morrison)</b>			
Minnesota Association of Townships	512	10.3%	53
<b>Total for Entity</b>	<b>\$512</b>		<b>\$53</b>
<b>Richardville Township (Kittson)</b>			
Minnesota Association of Townships	300	10.3%	31
<b>Total for Entity</b>	<b>\$300</b>		<b>\$31</b>
<b>Richland Township (Rice)</b>			
Minnesota Association of Townships	475	10.3%	49
<b>Total for Entity</b>	<b>\$475</b>		<b>\$49</b>



**Table 5**  
**2021 Lobbying Expenditures Paid With Association Dues**  
**Listed by Entity**

Name of Entity (County) Association Name	Total Local Government Dues	Proportion of Dues Used for Lobbying	Total Dues Used for Lobbying
<b>Richmond Township (Winona)</b>			
Minnesota Association of Townships	557	10.3%	57
<b>Total for Entity</b>	<b>\$557</b>		<b>\$57</b>
<b>Richwood Township (Becker)</b>			
Minnesota Association of Townships	564	10.3%	58
<b>Total for Entity</b>	<b>\$564</b>		<b>\$58</b>
<b>Ridgely Township (Nicollet)</b>			
Minnesota Association of Townships	304	10.3%	31
<b>Total for Entity</b>	<b>\$304</b>		<b>\$31</b>
<b>Riley-Purgatory-Bluff Creek Watershed District</b>			
League of Minnesota Cities	2,045	11.0%	225
Minnesota Association of Watershed Districts	7,500	33.4%	2,505
<b>Total for Entity</b>	<b>\$9,545</b>		<b>\$2,730</b>
<b>Ripley Township (Dodge)</b>			
Minnesota Association of Townships	333	10.3%	34
<b>Total for Entity</b>	<b>\$333</b>		<b>\$34</b>
<b>Ripley Township (Morrison)</b>			
Minnesota Association of Townships	569	10.3%	59
<b>Total for Entity</b>	<b>\$569</b>		<b>\$59</b>
<b>River Falls Township (Pennington)</b>			
Minnesota Association of Townships	327	10.3%	34
<b>Total for Entity</b>	<b>\$327</b>		<b>\$34</b>
<b>River Township (Red Lake)</b>			
Minnesota Association of Townships	290	10.3%	30
<b>Total for Entity</b>	<b>\$290</b>		<b>\$30</b>
<b>Riverdale Township (Watowan)</b>			
Minnesota Association of Townships	429	10.3%	44
<b>Total for Entity</b>	<b>\$429</b>		<b>\$44</b>
<b>Riverside Township (Lac qui Parle)</b>			
Minnesota Association of Townships	433	10.3%	45
<b>Total for Entity</b>	<b>\$433</b>		<b>\$45</b>

**Table 5**  
**2021 Lobbying Expenditures Paid With Association Dues**  
**Listed by Entity**

Name of Entity (County) Association Name	Total Local Government Dues	Proportion of Dues Used for Lobbying	Total Dues Used for Lobbying
<b>Riverton Township (Clay)</b>			
Minnesota Association of Townships	480	10.3%	49
<b>Total for Entity</b>	<b>\$480</b>		<b>\$49</b>
<b>Roberts Township (Wilkin)</b>			
Minnesota Association of Townships	304	10.3%	31
<b>Total for Entity</b>	<b>\$304</b>		<b>\$31</b>
<b>Rochester Township (Olmsted)</b>			
Minnesota Association of Townships	1,003	10.3%	103
<b>Total for Entity</b>	<b>\$1,003</b>		<b>\$103</b>
<b>Rock County</b>			
Association of Minnesota Counties	9,129	17.0%	1,552
<b>Total for Entity</b>	<b>\$9,129</b>		<b>\$1,552</b>
<b>Rock Dell Township (Olmsted)</b>			
Minnesota Association of Townships	558	10.3%	57
<b>Total for Entity</b>	<b>\$558</b>		<b>\$57</b>
<b>Rock Lake Township (Lyon)</b>			
Minnesota Association of Townships	422	10.3%	43
<b>Total for Entity</b>	<b>\$422</b>		<b>\$43</b>
<b>Rock Soil and Water Conservation District</b>			
Minnesota Association of Soil and Water Conservation Districts	3,076	15.0%	461
<b>Total for Entity</b>	<b>\$3,076</b>		<b>\$461</b>
<b>Rock Township (Pipestone)</b>			
Minnesota Association of Townships	325	10.3%	33
<b>Total for Entity</b>	<b>\$325</b>		<b>\$33</b>
<b>Rockford Township (Wright)</b>			
Minnesota Association of Townships	1,498	10.3%	154
<b>Total for Entity</b>	<b>\$1,498</b>		<b>\$154</b>
<b>Rocksbury Township (Pennington)</b>			
Minnesota Association of Townships	796	10.3%	82
<b>Total for Entity</b>	<b>\$796</b>		<b>\$82</b>

**Table 5**  
**2021 Lobbying Expenditures Paid With Association Dues**  
**Listed by Entity**

Name of Entity (County) Association Name	Total Local Government Dues	Proportion of Dues Used for Lobbying	Total Dues Used for Lobbying
<b>Rockwell Township (Norman)</b>			
Minnesota Association of Townships	287	10.3%	30
<b>Total for Entity</b>	<b>\$287</b>		<b>\$30</b>
<b>Rockwood Township (Hubbard)</b>			
Minnesota Association of Townships	477	10.3%	49
<b>Total for Entity</b>	<b>\$477</b>		<b>\$49</b>
<b>Rockwood Township (Wadena)</b>			
Minnesota Association of Townships	458	10.3%	47
<b>Total for Entity</b>	<b>\$458</b>		<b>\$47</b>
<b>Rogers Township (Cass)</b>			
Minnesota Association of Townships	293	10.3%	30
<b>Total for Entity</b>	<b>\$293</b>		<b>\$30</b>
<b>Rolling Forks Township (Pope)</b>			
Minnesota Association of Townships	321	10.3%	33
<b>Total for Entity</b>	<b>\$321</b>		<b>\$33</b>
<b>Rolling Green Township (Martin)</b>			
Minnesota Association of Townships	349	10.3%	36
<b>Total for Entity</b>	<b>\$349</b>		<b>\$36</b>
<b>Rollingstone Township (Winona)</b>			
Minnesota Association of Townships	544	10.3%	56
<b>Total for Entity</b>	<b>\$544</b>		<b>\$56</b>
<b>Rollis Township (Marshall)</b>			
Minnesota Association of Townships	302	10.3%	31
<b>Total for Entity</b>	<b>\$302</b>		<b>\$31</b>
<b>Rome Township (Faribault)</b>			
Minnesota Association of Townships	306	10.3%	32
<b>Total for Entity</b>	<b>\$306</b>		<b>\$32</b>
<b>Roome Township (Polk)</b>			
Minnesota Association of Townships	322	10.3%	33
<b>Total for Entity</b>	<b>\$322</b>		<b>\$33</b>

**Table 5**  
**2021 Lobbying Expenditures Paid With Association Dues**  
**Listed by Entity**

Name of Entity (County) Association Name	Total Local Government Dues	Proportion of Dues Used for Lobbying	Total Dues Used for Lobbying
<b>Roosevelt Township (Beltrami)</b>			
Minnesota Association of Townships	340	10.3%	35
<b>Total for Entity</b>	<b>\$340</b>		<b>\$35</b>
<b>Roosevelt Township (Crow Wing)</b>			
Minnesota Association of Townships	533	10.3%	55
<b>Total for Entity</b>	<b>\$533</b>		<b>\$55</b>
<b>Root River Soil and Water Conservation District</b>			
Minnesota Association of Soil and Water Conservation Districts	3,413	15.0%	512
<b>Total for Entity</b>	<b>\$3,413</b>		<b>\$512</b>
<b>Roscoe Township (Goodhue)</b>			
Minnesota Association of Townships	573	10.3%	59
<b>Total for Entity</b>	<b>\$573</b>		<b>\$59</b>
<b>Rose Dell Township (Rock)</b>			
Minnesota Association of Townships	333	10.3%	34
<b>Total for Entity</b>	<b>\$333</b>		<b>\$34</b>
<b>Roseau County</b>			
Association of Minnesota Counties	9,162	17.0%	1,558
Greater Minnesota Parks and Trails	225	62.7%	141
Minnesota Rural Counties Caucus	2,300	43.0%	989
<b>Total for Entity</b>	<b>\$11,687</b>		<b>\$2,688</b>
<b>Roseau River Watershed District</b>			
League of Minnesota Cities	2,045	11.0%	225
Minnesota Association of Watershed Districts	1,881	33.4%	628
<b>Total for Entity</b>	<b>\$3,926</b>		<b>\$853</b>
<b>Roseau Soil and Water Conservation District</b>			
Minnesota Association of Soil and Water Conservation Districts	3,117	15.0%	468
<b>Total for Entity</b>	<b>\$3,117</b>		<b>\$468</b>
<b>Rosebud Township (Polk)</b>			
Minnesota Association of Townships	449	10.3%	46
<b>Total for Entity</b>	<b>\$449</b>		<b>\$46</b>

**Table 5**  
**2021 Lobbying Expenditures Paid With Association Dues**  
**Listed by Entity**

Name of Entity (County) Association Name	Total Local Government Dues	Proportion of Dues Used for Lobbying	Total Dues Used for Lobbying
<b>Rosedale Township (Mahnomen)</b>			
Minnesota Association of Townships	316	10.3%	33
<b>Total for Entity</b>	<b>\$316</b>		<b>\$33</b>
<b>Rosehill Township (Cottonwood)</b>			
Minnesota Association of Townships	323	10.3%	33
<b>Total for Entity</b>	<b>\$323</b>		<b>\$33</b>
<b>Roseland Township (Kandiyohi)</b>			
Minnesota Association of Townships	457	10.3%	47
<b>Total for Entity</b>	<b>\$457</b>		<b>\$47</b>
<b>Rosendale Township (Watonwan)</b>			
Minnesota Association of Townships	432	10.3%	44
<b>Total for Entity</b>	<b>\$432</b>		<b>\$44</b>
<b>Roseville Township (Grant)</b>			
Minnesota Association of Townships	308	10.3%	32
<b>Total for Entity</b>	<b>\$308</b>		<b>\$32</b>
<b>Roseville Township (Kandiyohi)</b>			
Minnesota Association of Townships	545	10.3%	56
<b>Total for Entity</b>	<b>\$545</b>		<b>\$56</b>
<b>Rosewood Township (Chippewa)</b>			
Minnesota Association of Townships	453	10.3%	47
<b>Total for Entity</b>	<b>\$453</b>		<b>\$47</b>
<b>Rosing Township (Morrison)</b>			
Minnesota Association of Townships	322	10.3%	33
<b>Total for Entity</b>	<b>\$322</b>		<b>\$33</b>
<b>Ross Lake Township (Crow Wing)</b>			
Minnesota Association of Townships	326	10.3%	34
<b>Total for Entity</b>	<b>\$326</b>		<b>\$34</b>
<b>Ross Township (Roseau)</b>			
Minnesota Association of Townships	471	10.3%	49
<b>Total for Entity</b>	<b>\$471</b>		<b>\$49</b>

**Table 5**  
**2021 Lobbying Expenditures Paid With Association Dues**  
**Listed by Entity**

Name of Entity (County) Association Name	Total Local Government Dues	Proportion of Dues Used for Lobbying	Total Dues Used for Lobbying
<b>Rost Township (Jackson)</b>			
Minnesota Association of Townships	329	10.3%	34
<b>Total for Entity</b>	<b>\$329</b>		<b>\$34</b>
<b>Round Grove Township (McLeod)</b>			
Minnesota Association of Townships	341	10.3%	35
<b>Total for Entity</b>	<b>\$341</b>		<b>\$35</b>
<b>Round Lake Township (Becker)</b>			
Minnesota Association of Townships	333	10.3%	34
<b>Total for Entity</b>	<b>\$333</b>		<b>\$34</b>
<b>Round Lake Township (Jackson)</b>			
Minnesota Association of Townships	317	10.3%	33
<b>Total for Entity</b>	<b>\$317</b>		<b>\$33</b>
<b>Round Prairie Township (Todd)</b>			
Minnesota Association of Townships	566	10.3%	58
<b>Total for Entity</b>	<b>\$566</b>		<b>\$58</b>
<b>Royal Township (Lincoln)</b>			
Minnesota Association of Townships	328	10.3%	34
<b>Total for Entity</b>	<b>\$328</b>		<b>\$34</b>
<b>Royalton Township (Pine)</b>			
Minnesota Association of Townships	774	10.3%	80
<b>Total for Entity</b>	<b>\$774</b>		<b>\$80</b>
<b>Rum River Special Education Coop</b>			
Minnesota Rural Education Association	540	36.3%	196
<b>Total for Entity</b>	<b>\$540</b>		<b>\$196</b>
<b>Runeberg Township (Becker)</b>			
Minnesota Association of Townships	511	10.3%	53
<b>Total for Entity</b>	<b>\$511</b>		<b>\$53</b>
<b>Rush Lake Township (Otter Tail)</b>			
Minnesota Association of Townships	731	10.3%	75
<b>Total for Entity</b>	<b>\$731</b>		<b>\$75</b>

**Table 5**  
**2021 Lobbying Expenditures Paid With Association Dues**  
**Listed by Entity**

Name of Entity (County) Association Name	Total Local Government Dues	Proportion of Dues Used for Lobbying	Total Dues Used for Lobbying
<b>Rushseba Township (Chisago)</b>			
Minnesota Association of Townships	600	10.3%	62
<b>Total for Entity</b>	<b>\$600</b>		<b>\$62</b>
<b>Russia Township (Polk)</b>			
Minnesota Association of Townships	278	10.3%	29
<b>Total for Entity</b>	<b>\$278</b>		<b>\$29</b>
<b>Rutland Township (Martin)</b>			
Minnesota Association of Townships	471	10.3%	49
<b>Total for Entity</b>	<b>\$471</b>		<b>\$49</b>
<b>Sacred Heart Township (Renville)</b>			
Minnesota Association of Townships	421	10.3%	43
<b>Total for Entity</b>	<b>\$421</b>		<b>\$43</b>
<b>Sago Township (Itasca)</b>			
Minnesota Association of Townships	323	10.3%	33
<b>Total for Entity</b>	<b>\$323</b>		<b>\$33</b>
<b>Saint Charles Township (Winona)</b>			
Minnesota Association of Townships	534	10.3%	55
<b>Total for Entity</b>	<b>\$534</b>		<b>\$55</b>
<b>Saint George Township (Benton)</b>			
Minnesota Association of Townships	808	10.3%	83
<b>Total for Entity</b>	<b>\$808</b>		<b>\$83</b>
<b>Saint James Township (Watonwan)</b>			
Minnesota Association of Townships	348	10.3%	36
<b>Total for Entity</b>	<b>\$348</b>		<b>\$36</b>
<b>Saint Johns Township (Kandiyohi)</b>			
Minnesota Association of Townships	469	10.3%	48
<b>Total for Entity</b>	<b>\$469</b>		<b>\$48</b>
<b>Saint Joseph Township (Kittson)</b>			
Minnesota Association of Townships	289	10.3%	30
<b>Total for Entity</b>	<b>\$289</b>		<b>\$30</b>

**Table 5**  
**2021 Lobbying Expenditures Paid With Association Dues**  
**Listed by Entity**

Name of Entity (County) Association Name	Total Local Government Dues	Proportion of Dues Used for Lobbying	Total Dues Used for Lobbying
<b>Saint Joseph Township (Stearns)</b>			
Minnesota Association of Townships	751	10.3%	77
<b>Total for Entity</b>	<b>\$751</b>		<b>\$77</b>
<b>Saint Lawrence Township (Scott)</b>			
Minnesota Association of Townships	498	10.3%	51
<b>Total for Entity</b>	<b>\$498</b>		<b>\$51</b>
<b>Saint Louis and Lake Counties Regional Railroad Authority</b>			
Greater Minnesota Parks and Trails	300	62.7%	188
<b>Total for Entity</b>	<b>\$300</b>		<b>\$188</b>
<b>Saint Louis County</b>			
Arrowhead Counties Association	750	85.0%	638
Association of Minnesota Counties	42,773	17.0%	7,271
Greater Minnesota Parks and Trails	450	62.7%	282
Minnesota Inter-County Association	48,752	42.0%	20,476
<b>Total for Entity</b>	<b>\$92,725</b>		<b>\$28,667</b>
<b>Saint Martin Township (Stearns)</b>			
Minnesota Association of Townships	518	10.3%	53
<b>Total for Entity</b>	<b>\$518</b>		<b>\$53</b>
<b>Saint Mary Township (Waseca)</b>			
Minnesota Association of Townships	482	10.3%	50
<b>Total for Entity</b>	<b>\$482</b>		<b>\$50</b>
<b>Saint Mathias Township (Crow Wing)</b>			
Minnesota Association of Townships	540	10.3%	56
<b>Total for Entity</b>	<b>\$540</b>		<b>\$56</b>
<b>Saint Olaf Township (Otter Tail)</b>			
Minnesota Association of Townships	462	10.3%	48
<b>Total for Entity</b>	<b>\$462</b>		<b>\$48</b>
<b>Saint Paul Port Authority</b>			
Association of Metropolitan Municipalities	1,000	46.5%	465
Minnesota Ports Association	16,290	100.0%	16,290
<b>Total for Entity</b>	<b>\$17,290</b>		<b>\$16,755</b>



**Table 5**  
**2021 Lobbying Expenditures Paid With Association Dues**  
**Listed by Entity**

Name of Entity (County) Association Name	Total Local Government Dues	Proportion of Dues Used for Lobbying	Total Dues Used for Lobbying
<b>Saint Vincent Township (Kittson)</b>			
Minnesota Association of Townships	285	10.3%	29
<b>Total for Entity</b>	<b>\$285</b>		<b>\$29</b>
<b>Saint Wendel Township (Stearns)</b>			
Minnesota Association of Townships	1,121	10.3%	115
<b>Total for Entity</b>	<b>\$1,121</b>		<b>\$115</b>
<b>Salem Township (Cass)</b>			
Minnesota Association of Townships	302	10.3%	31
<b>Total for Entity</b>	<b>\$302</b>		<b>\$31</b>
<b>Salem Township (Olmsted)</b>			
Minnesota Association of Townships	772	10.3%	80
<b>Total for Entity</b>	<b>\$772</b>		<b>\$80</b>
<b>Salo Township (Aitkin)</b>			
Minnesota Association of Townships	298	10.3%	31
<b>Total for Entity</b>	<b>\$298</b>		<b>\$31</b>
<b>San Francisco Township (Carver)</b>			
Minnesota Association of Townships	617	10.3%	64
<b>Total for Entity</b>	<b>\$617</b>		<b>\$64</b>
<b>Sand Creek Township (Scott)</b>			
Minnesota Association of Townships	942	10.3%	97
<b>Total for Entity</b>	<b>\$942</b>		<b>\$97</b>
<b>Sand Hill River Watershed District</b>			
Minnesota Association of Watershed Districts	2,827	33.4%	944
<b>Total for Entity</b>	<b>\$2,827</b>		<b>\$944</b>
<b>Sand Lake Township (Itasca)</b>			
Minnesota Association of Townships	315	10.3%	32
<b>Total for Entity</b>	<b>\$315</b>		<b>\$32</b>
<b>Sanders Township (Pennington)</b>			
Minnesota Association of Townships	434	10.3%	45
<b>Total for Entity</b>	<b>\$434</b>		<b>\$45</b>

**Table 5**  
**2021 Lobbying Expenditures Paid With Association Dues**  
**Listed by Entity**

Name of Entity (County) Association Name	Total Local Government Dues	Proportion of Dues Used for Lobbying	Total Dues Used for Lobbying
<b>Sandnes Township (Yellow Medicine)</b>			
Minnesota Association of Townships	331	10.3%	34
<b>Total for Entity</b>	<b>\$331</b>		<b>\$34</b>
<b>Sandstone Township (Pine)</b>			
Minnesota Association of Townships	597	10.3%	61
<b>Total for Entity</b>	<b>\$597</b>		<b>\$61</b>
<b>Sandsville Township (Polk)</b>			
Minnesota Association of Townships	291	10.3%	30
<b>Total for Entity</b>	<b>\$291</b>		<b>\$30</b>
<b>Sandy Township (Saint Louis)</b>			
Minnesota Association of Townships	447	10.3%	46
Range Association of Municipalities and Schools	300	75.1%	225
<b>Total for Entity</b>	<b>\$747</b>		<b>\$271</b>
<b>Sanford Township (Grant)</b>			
Minnesota Association of Townships	317	10.3%	33
<b>Total for Entity</b>	<b>\$317</b>		<b>\$33</b>
<b>Santiago Township (Sherburne)</b>			
Minnesota Association of Townships	1,054	10.3%	109
<b>Total for Entity</b>	<b>\$1,054</b>		<b>\$109</b>
<b>Saratoga Township (Winona)</b>			
Minnesota Association of Townships	529	10.3%	54
<b>Total for Entity</b>	<b>\$529</b>		<b>\$54</b>
<b>Sargeant Township (Mower)</b>			
Minnesota Association of Townships	439	10.3%	45
<b>Total for Entity</b>	<b>\$439</b>		<b>\$45</b>
<b>Sauk Centre Township (Stearns)</b>			
Minnesota Association of Townships	774	10.3%	80
<b>Total for Entity</b>	<b>\$774</b>		<b>\$80</b>
<b>Sauk Rapids Township (Benton)</b>			
Minnesota Association of Townships	526	10.3%	54
<b>Total for Entity</b>	<b>\$526</b>		<b>\$54</b>

**Table 5**  
**2021 Lobbying Expenditures Paid With Association Dues**  
**Listed by Entity**

Name of Entity (County) Association Name	Total Local Government Dues	Proportion of Dues Used for Lobbying	Total Dues Used for Lobbying
<b>Sauk River Watershed District</b>			
League of Minnesota Cities	2,045	11.0%	225
<b>Total for Entity</b>	<b>\$2,045</b>		<b>\$225</b>
<b>Savannah Township (Becker)</b>			
Minnesota Association of Townships	328	10.3%	34
<b>Total for Entity</b>	<b>\$328</b>		<b>\$34</b>
<b>Scambler Township (Otter Tail)</b>			
Minnesota Association of Townships	489	10.3%	50
<b>Total for Entity</b>	<b>\$489</b>		<b>\$50</b>
<b>Scandia Township (Polk)</b>			
Minnesota Association of Townships	290	10.3%	30
<b>Total for Entity</b>	<b>\$290</b>		<b>\$30</b>
<b>Scandia Valley Township (Morrison)</b>			
Minnesota Association of Townships	787	10.3%	81
<b>Total for Entity</b>	<b>\$787</b>		<b>\$81</b>
<b>Schoolcraft Township (Hubbard)</b>			
Minnesota Association of Townships	306	10.3%	32
<b>Total for Entity</b>	<b>\$306</b>		<b>\$32</b>
<b>Schroeder Township (Cook)</b>			
Minnesota Association of Townships	341	10.3%	35
Range Association of Municipalities and Schools	150	75.1%	113
<b>Total for Entity</b>	<b>\$491</b>		<b>\$148</b>
<b>Sciota Township (Dakota)</b>			
Minnesota Association of Townships	487	10.3%	50
<b>Total for Entity</b>	<b>\$487</b>		<b>\$50</b>
<b>Scott County</b>			
Association of Minnesota Counties	34,681	17.0%	5,896
Minnesota Inter-County Association	37,070	42.0%	15,569
<b>Total for Entity</b>	<b>\$71,751</b>		<b>\$21,465</b>
<b>Scott Soil and Water Conservation District</b>			
Minnesota Association of Soil and Water Conservation Districts	5,099	15.0%	765
<b>Total for Entity</b>	<b>\$5,099</b>		<b>\$765</b>

**Table 5**  
**2021 Lobbying Expenditures Paid With Association Dues**  
**Listed by Entity**

Name of Entity (County) Association Name	Total Local Government Dues	Proportion of Dues Used for Lobbying	Total Dues Used for Lobbying
<b>Scott Township (Stevens)</b>			
Minnesota Association of Townships	309	10.3%	32
<b>Total for Entity</b>	<b>\$309</b>		<b>\$32</b>
<b>Seavey Township (Aitkin)</b>			
Minnesota Association of Townships	287	10.3%	30
<b>Total for Entity</b>	<b>\$287</b>		<b>\$30</b>
<b>Seely Township (Faribault)</b>			
Minnesota Association of Townships	325	10.3%	33
<b>Total for Entity</b>	<b>\$325</b>		<b>\$33</b>
<b>Severance Township (Sibley)</b>			
Minnesota Association of Townships	341	10.3%	35
<b>Total for Entity</b>	<b>\$341</b>		<b>\$35</b>
<b>Seward Township (Nobles)</b>			
Minnesota Association of Townships	336	10.3%	35
<b>Total for Entity</b>	<b>\$336</b>		<b>\$35</b>
<b>Shafer Township (Chisago)</b>			
Minnesota Association of Townships	759	10.3%	78
<b>Total for Entity</b>	<b>\$759</b>		<b>\$78</b>
<b>Shamrock Township (Aitkin)</b>			
Minnesota Association of Townships	808	10.3%	83
<b>Total for Entity</b>	<b>\$808</b>		<b>\$83</b>
<b>Shaokatan Township (Lincoln)</b>			
Minnesota Association of Townships	321	10.3%	33
<b>Total for Entity</b>	<b>\$321</b>		<b>\$33</b>
<b>Sharon Township (Le Sueur)</b>			
Minnesota Association of Townships	542	10.3%	56
<b>Total for Entity</b>	<b>\$542</b>		<b>\$56</b>
<b>Shelburne Township (Lyon)</b>			
Minnesota Association of Townships	321	10.3%	33
<b>Total for Entity</b>	<b>\$321</b>		<b>\$33</b>

**Table 5**  
**2021 Lobbying Expenditures Paid With Association Dues**  
**Listed by Entity**

Name of Entity (County) Association Name	Total Local Government Dues	Proportion of Dues Used for Lobbying	Total Dues Used for Lobbying
<b>Shelby Township (Blue Earth)</b>			
Minnesota Association of Townships	344	10.3%	35
<b>Total for Entity</b>	<b>\$344</b>		<b>\$35</b>
<b>Sheldon Township (Houston)</b>			
Minnesota Association of Townships	420	10.3%	43
<b>Total for Entity</b>	<b>\$420</b>		<b>\$43</b>
<b>Shell Lake Township (Becker)</b>			
Minnesota Association of Townships	438	10.3%	45
<b>Total for Entity</b>	<b>\$438</b>		<b>\$45</b>
<b>Shell River Township (Wadena)</b>			
Minnesota Association of Townships	341	10.3%	35
<b>Total for Entity</b>	<b>\$341</b>		<b>\$35</b>
<b>Shell Rock River Watershed District</b>			
League of Minnesota Cities	2,045	11.0%	225
Minnesota Association of Watershed Districts	5,179	33.4%	1,730
<b>Total for Entity</b>	<b>\$7,224</b>		<b>\$1,955</b>
<b>Shell Rock Township (Freeborn)</b>			
Minnesota Association of Townships	469	10.3%	48
<b>Total for Entity</b>	<b>\$469</b>		<b>\$48</b>
<b>Shelly Township (Norman)</b>			
Minnesota Association of Townships	306	10.3%	32
<b>Total for Entity</b>	<b>\$306</b>		<b>\$32</b>
<b>Sherburne County</b>			
Association of Minnesota Counties	26,878	17.0%	4,569
Greater Minnesota Parks and Trails	450	62.7%	282
Minnesota Inter-County Association	25,449	42.0%	10,689
<b>Total for Entity</b>	<b>\$52,777</b>		<b>\$15,540</b>
<b>Sherburne Soil and Water Conservation District</b>			
Minnesota Association of Soil and Water Conservation Districts	5,099	15.0%	765
<b>Total for Entity</b>	<b>\$5,099</b>		<b>\$765</b>

**Table 5**  
**2021 Lobbying Expenditures Paid With Association Dues**  
**Listed by Entity**

Name of Entity (County) Association Name	Total Local Government Dues	Proportion of Dues Used for Lobbying	Total Dues Used for Lobbying
<b>Sherburne/Wright County Cable Communications Commission</b>			
League of Minnesota Cities	2,045	11.0%	225
<b>Total for Entity</b>	<b>\$2,045</b>		<b>\$225</b>
<b>Sheridan Township (Redwood)</b>			
Minnesota Association of Townships	321	10.3%	33
<b>Total for Entity</b>	<b>\$321</b>		<b>\$33</b>
<b>Sherman Township (Redwood)</b>			
Minnesota Association of Townships	450	10.3%	46
<b>Total for Entity</b>	<b>\$450</b>		<b>\$46</b>
<b>Shetek Area Sewer and Water Commission</b>			
League of Minnesota Cities	2,045	11.0%	225
<b>Total for Entity</b>	<b>\$2,045</b>		<b>\$225</b>
<b>Shetek Township (Murray)</b>			
Minnesota Association of Townships	427	10.3%	44
<b>Total for Entity</b>	<b>\$427</b>		<b>\$44</b>
<b>Shevlin Township (Clearwater)</b>			
Minnesota Association of Townships	485	10.3%	50
<b>Total for Entity</b>	<b>\$485</b>		<b>\$50</b>
<b>Shible Township (Swift)</b>			
Minnesota Association of Townships	305	10.3%	31
<b>Total for Entity</b>	<b>\$305</b>		<b>\$31</b>
<b>Shieldsville Township (Rice)</b>			
Minnesota Association of Townships	794	10.3%	82
<b>Total for Entity</b>	<b>\$794</b>		<b>\$82</b>
<b>Shingobee Township (Cass)</b>			
Minnesota Association of Townships	900	10.3%	93
<b>Total for Entity</b>	<b>\$900</b>		<b>\$93</b>
<b>Shooks Township (Beltrami)</b>			
Minnesota Association of Townships	331	10.3%	34
<b>Total for Entity</b>	<b>\$331</b>		<b>\$34</b>

**Table 5**  
**2021 Lobbying Expenditures Paid With Association Dues**  
**Listed by Entity**

Name of Entity (County) Association Name	Total Local Government Dues	Proportion of Dues Used for Lobbying	Total Dues Used for Lobbying
<b>Shorewood Park Sanitary District</b>			
League of Minnesota Cities	2,045	11.0%	225
<b>Total for Entity</b>	<b>\$2,045</b>		<b>\$225</b>
<b>Shotley Township (Beltrami)</b>			
Minnesota Association of Townships	286	10.3%	29
<b>Total for Entity</b>	<b>\$286</b>		<b>\$29</b>
<b>Sibley County</b>			
Association of Minnesota Counties	10,831	17.0%	1,841
<b>Total for Entity</b>	<b>\$10,831</b>		<b>\$1,841</b>
<b>Sibley Soil and Water Conservation District</b>			
Minnesota Association of Soil and Water Conservation Districts	3,338	15.0%	501
<b>Total for Entity</b>	<b>\$3,338</b>		<b>\$501</b>
<b>Sibley Township (Sibley)</b>			
Minnesota Association of Townships	349	10.3%	36
<b>Total for Entity</b>	<b>\$349</b>		<b>\$36</b>
<b>Sigel Township (Brown)</b>			
Minnesota Association of Townships	440	10.3%	45
<b>Total for Entity</b>	<b>\$440</b>		<b>\$45</b>
<b>Silver Brook Township (Carlton)</b>			
Minnesota Association of Townships	547	10.3%	56
<b>Total for Entity</b>	<b>\$547</b>		<b>\$56</b>
<b>Silver Creek Township (Lake)</b>			
Minnesota Association of Townships	760	10.3%	78
<b>Total for Entity</b>	<b>\$760</b>		<b>\$78</b>
<b>Silver Creek Township (Wright)</b>			
Minnesota Association of Townships	1,220	10.3%	126
<b>Total for Entity</b>	<b>\$1,220</b>		<b>\$126</b>
<b>Silver Lake Township (Martin)</b>			
Minnesota Association of Townships	505	10.3%	52
<b>Total for Entity</b>	<b>\$505</b>		<b>\$52</b>

**Table 5**  
**2021 Lobbying Expenditures Paid With Association Dues**  
**Listed by Entity**

Name of Entity (County) Association Name	Total Local Government Dues	Proportion of Dues Used for Lobbying	Total Dues Used for Lobbying
<b>Silver Leaf Township (Becker)</b>			
Minnesota Association of Townships	523	10.3%	54
<b>Total for Entity</b>	<b>\$523</b>		<b>\$54</b>
<b>Silver Township (Carlton)</b>			
Minnesota Association of Townships	491	10.3%	51
<b>Total for Entity</b>	<b>\$491</b>		<b>\$51</b>
<b>Silverton Township (Pennington)</b>			
Minnesota Association of Townships	330	10.3%	34
<b>Total for Entity</b>	<b>\$330</b>		<b>\$34</b>
<b>Sinclair Township (Clearwater)</b>			
Minnesota Association of Townships	321	10.3%	33
<b>Total for Entity</b>	<b>\$321</b>		<b>\$33</b>
<b>Sinnott Township (Marshall)</b>			
Minnesota Association of Townships	276	10.3%	28
<b>Total for Entity</b>	<b>\$276</b>		<b>\$28</b>
<b>Sioux Agency Township (Yellow Medicine)</b>			
Minnesota Association of Townships	336	10.3%	35
<b>Total for Entity</b>	<b>\$336</b>		<b>\$35</b>
<b>Sioux Valley Township (Jackson)</b>			
Minnesota Association of Townships	328	10.3%	34
<b>Total for Entity</b>	<b>\$328</b>		<b>\$34</b>
<b>Six Mile Grove Township (Swift)</b>			
Minnesota Association of Townships	326	10.3%	34
<b>Total for Entity</b>	<b>\$326</b>		<b>\$34</b>
<b>Skagen Township (Roseau)</b>			
Minnesota Association of Townships	340	10.3%	35
<b>Total for Entity</b>	<b>\$340</b>		<b>\$35</b>
<b>Skandia Township (Murray)</b>			
Minnesota Association of Townships	314	10.3%	32
<b>Total for Entity</b>	<b>\$314</b>		<b>\$32</b>



**Table 5**  
**2021 Lobbying Expenditures Paid With Association Dues**  
**Listed by Entity**

Name of Entity (County) Association Name	Total Local Government Dues	Proportion of Dues Used for Lobbying	Total Dues Used for Lobbying
<b>Skane Township (Kittson)</b>			
Minnesota Association of Townships	286	10.3%	29
<b>Total for Entity</b>	<b>\$286</b>		<b>\$29</b>
<b>Skelton Township (Carlton)</b>			
Minnesota Association of Townships	480	10.3%	49
<b>Total for Entity</b>	<b>\$480</b>		<b>\$49</b>
<b>Skree Township (Clay)</b>			
Minnesota Association of Townships	321	10.3%	33
<b>Total for Entity</b>	<b>\$321</b>		<b>\$33</b>
<b>Slater Township (Cass)</b>			
Minnesota Association of Townships	339	10.3%	35
<b>Total for Entity</b>	<b>\$339</b>		<b>\$35</b>
<b>Slayton Township (Murray)</b>			
Minnesota Association of Townships	426	10.3%	44
<b>Total for Entity</b>	<b>\$426</b>		<b>\$44</b>
<b>Sletten Township (Polk)</b>			
Minnesota Association of Townships	329	10.3%	34
<b>Total for Entity</b>	<b>\$329</b>		<b>\$34</b>
<b>Smiley Township (Pennington)</b>			
Minnesota Association of Townships	534	10.3%	55
<b>Total for Entity</b>	<b>\$534</b>		<b>\$55</b>
<b>Smoky Hollow Township (Cass)</b>			
Minnesota Association of Townships	295	10.3%	30
<b>Total for Entity</b>	<b>\$295</b>		<b>\$30</b>
<b>Sodus Township (Lyon)</b>			
Minnesota Association of Townships	427	10.3%	44
<b>Total for Entity</b>	<b>\$427</b>		<b>\$44</b>
<b>Solem Township (Douglas)</b>			
Minnesota Association of Townships	343	10.3%	35
<b>Total for Entity</b>	<b>\$343</b>		<b>\$35</b>

**Table 5**  
**2021 Lobbying Expenditures Paid With Association Dues**  
**Listed by Entity**

Name of Entity (County) Association Name	Total Local Government Dues	Proportion of Dues Used for Lobbying	Total Dues Used for Lobbying
<b>Soler Township (Roseau)</b>			
Minnesota Association of Townships	300	10.3%	31
<b>Total for Entity</b>	<b>\$300</b>		<b>\$31</b>
<b>Solway Township (Saint Louis)</b>			
Minnesota Association of Townships	1,036	10.3%	107
<b>Total for Entity</b>	<b>\$1,036</b>		<b>\$107</b>
<b>Somerset Township (Steele)</b>			
Minnesota Association of Townships	568	10.3%	59
<b>Total for Entity</b>	<b>\$568</b>		<b>\$59</b>
<b>Sourcewell</b>			
Minnesota Rural Education Association	5,950	36.3%	2,160
<b>Total for Entity</b>	<b>\$5,950</b>		<b>\$2,160</b>
<b>South Bend Township (Blue Earth)</b>			
Minnesota Association of Townships	927	10.3%	95
<b>Total for Entity</b>	<b>\$927</b>		<b>\$95</b>
<b>South Branch Township (Watonwan)</b>			
Minnesota Association of Townships	426	10.3%	44
<b>Total for Entity</b>	<b>\$426</b>		<b>\$44</b>
<b>South Central Service Cooperative</b>			
Minnesota Rural Education Association	540	36.3%	196
<b>Total for Entity</b>	<b>\$540</b>		<b>\$196</b>
<b>South Fork Township (Kanabec)</b>			
Minnesota Association of Townships	597	10.3%	61
<b>Total for Entity</b>	<b>\$597</b>		<b>\$61</b>
<b>South Harbor Township (Mille Lacs)</b>			
Minnesota Association of Townships	603	10.3%	62
<b>Total for Entity</b>	<b>\$603</b>		<b>\$62</b>
<b>South Red River Township (Kittson)</b>			
Minnesota Association of Townships	277	10.3%	29
<b>Total for Entity</b>	<b>\$277</b>		<b>\$29</b>

**Table 5**  
**2021 Lobbying Expenditures Paid With Association Dues**  
**Listed by Entity**

Name of Entity (County) Association Name	Total Local Government Dues	Proportion of Dues Used for Lobbying	Total Dues Used for Lobbying
<b>South Saint Louis Soil and Water Conservation District</b>			
Minnesota Association of Soil and Water Conservation Districts	3,484	15.0%	523
<b>Total for Entity</b>	<b>\$3,484</b>		<b>\$523</b>
<b>South Washington Watershed District</b>			
League of Minnesota Cities	2,045	11.0%	225
Minnesota Association of Watershed Districts	7,500	33.4%	2,505
<b>Total for Entity</b>	<b>\$9,545</b>		<b>\$2,730</b>
<b>Southbrook Township (Cottonwood)</b>			
Minnesota Association of Townships	295	10.3%	30
<b>Total for Entity</b>	<b>\$295</b>		<b>\$30</b>
<b>Southeast Service Cooperative</b>			
Minnesota Rural Education Association	510	36.3%	185
<b>Total for Entity</b>	<b>\$510</b>		<b>\$185</b>
<b>Southern Special Education Cooperative - # 915</b>			
Minnesota Rural Education Association	540	36.3%	196
<b>Total for Entity</b>	<b>\$540</b>		<b>\$196</b>
<b>Southside Township (Wright)</b>			
Minnesota Association of Townships	917	10.3%	94
<b>Total for Entity</b>	<b>\$917</b>		<b>\$94</b>
<b>Southwest - West Central Service Cooperative</b>			
Minnesota Rural Education Association	1,360	36.3%	494
<b>Total for Entity</b>	<b>\$1,360</b>		<b>\$494</b>
<b>SouthWest Metro Educational Cooperative</b>			
Minnesota School Boards Association	4,137	8.8%	364
Schools for Equity in Education	748	80.2%	600
<b>Total for Entity</b>	<b>\$4,885</b>		<b>\$964</b>
<b>Southwest Regional Development Commission</b>			
Greater Minnesota Partnership	1,000	80.2%	802
<b>Total for Entity</b>	<b>\$1,000</b>		<b>\$802</b>
<b>SouthWest Transit</b>			
Suburban Transit Association	17,596	97.5%	17,156
<b>Total for Entity</b>	<b>\$17,596</b>		<b>\$17,156</b>

**Table 5**  
**2021 Lobbying Expenditures Paid With Association Dues**  
**Listed by Entity**

Name of Entity (County) Association Name	Total Local Government Dues	Proportion of Dues Used for Lobbying	Total Dues Used for Lobbying
<b>Spalding Township (Aitkin)</b>			
Minnesota Association of Townships	440	10.3%	45
<b>Total for Entity</b>	<b>\$440</b>		<b>\$45</b>
<b>Spang Township (Itasca)</b>			
Minnesota Association of Townships	424	10.3%	44
<b>Total for Entity</b>	<b>\$424</b>		<b>\$44</b>
<b>Sparta Township (Chippewa)</b>			
Minnesota Association of Townships	560	10.3%	58
<b>Total for Entity</b>	<b>\$560</b>		<b>\$58</b>
<b>Spencer Brook Township (Isanti)</b>			
Minnesota Association of Townships	950	10.3%	98
<b>Total for Entity</b>	<b>\$950</b>		<b>\$98</b>
<b>Spencer Township (Aitkin)</b>			
Minnesota Association of Townships	498	10.3%	51
<b>Total for Entity</b>	<b>\$498</b>		<b>\$51</b>
<b>Spirit Mountain</b>			
League of Minnesota Cities	2,045	11.0%	225
<b>Total for Entity</b>	<b>\$2,045</b>		<b>\$225</b>
<b>Split Rock Township (Carlton)</b>			
Minnesota Association of Townships	328	10.3%	34
<b>Total for Entity</b>	<b>\$328</b>		<b>\$34</b>
<b>Splithand Township (Itasca)</b>			
Minnesota Association of Townships	349	10.3%	36
<b>Total for Entity</b>	<b>\$349</b>		<b>\$36</b>
<b>Spring Brook Township (Kittson)</b>			
Minnesota Association of Townships	282	10.3%	29
<b>Total for Entity</b>	<b>\$282</b>		<b>\$29</b>
<b>Spring Creek Township (Becker)</b>			
Minnesota Association of Townships	309	10.3%	32
<b>Total for Entity</b>	<b>\$309</b>		<b>\$32</b>

**Table 5**  
**2021 Lobbying Expenditures Paid With Association Dues**  
**Listed by Entity**

Name of Entity (County) Association Name	Total Local Government Dues	Proportion of Dues Used for Lobbying	Total Dues Used for Lobbying
<b>Spring Creek Township (Norman)</b>			
Minnesota Association of Townships	293	10.3%	30
<b>Total for Entity</b>	<b>\$293</b>		<b>\$30</b>
<b>Spring Grove Township (Houston)</b>			
Minnesota Association of Townships	460	10.3%	47
<b>Total for Entity</b>	<b>\$460</b>		<b>\$47</b>
<b>Spring Hill Township (Stearns)</b>			
Minnesota Association of Townships	460	10.3%	47
<b>Total for Entity</b>	<b>\$460</b>		<b>\$47</b>
<b>Spring Lake Township (Scott)</b>			
Minnesota Association of Townships	1,538	10.3%	158
<b>Total for Entity</b>	<b>\$1,538</b>		<b>\$158</b>
<b>Spring Prairie Township (Clay)</b>			
Minnesota Association of Townships	452	10.3%	47
<b>Total for Entity</b>	<b>\$452</b>		<b>\$47</b>
<b>Spring Valley Township (Fillmore)</b>			
Minnesota Association of Townships	501	10.3%	52
<b>Total for Entity</b>	<b>\$501</b>		<b>\$52</b>
<b>Springdale Township (Redwood)</b>			
Minnesota Association of Townships	326	10.3%	34
<b>Total for Entity</b>	<b>\$326</b>		<b>\$34</b>
<b>Springfield Township (Cottonwood)</b>			
Minnesota Association of Townships	307	10.3%	32
<b>Total for Entity</b>	<b>\$307</b>		<b>\$32</b>
<b>Springsteel Island Sewer District</b>			
League of Minnesota Cities	2,045	11.0%	225
<b>Total for Entity</b>	<b>\$2,045</b>		<b>\$225</b>
<b>Springvale Township (Isanti)</b>			
Minnesota Association of Townships	902	10.3%	93
<b>Total for Entity</b>	<b>\$902</b>		<b>\$93</b>

**Table 5**  
**2021 Lobbying Expenditures Paid With Association Dues**  
**Listed by Entity**

Name of Entity (County) Association Name	Total Local Government Dues	Proportion of Dues Used for Lobbying	Total Dues Used for Lobbying
<b>Springwater Township (Rock)</b>			
Minnesota Association of Townships	347	10.3%	36
<b>Total for Entity</b>	<b>\$347</b>		<b>\$36</b>
<b>Spruce Grove Township (Becker)</b>			
Minnesota Association of Townships	477	10.3%	49
<b>Total for Entity</b>	<b>\$477</b>		<b>\$49</b>
<b>Spruce Grove Township (Beltrami)</b>			
Minnesota Association of Townships	288	10.3%	30
<b>Total for Entity</b>	<b>\$288</b>		<b>\$30</b>
<b>Spruce Hill Township (Douglas)</b>			
Minnesota Association of Townships	483	10.3%	50
<b>Total for Entity</b>	<b>\$483</b>		<b>\$50</b>
<b>Spruce Township (Roseau)</b>			
Minnesota Association of Townships	509	10.3%	52
<b>Total for Entity</b>	<b>\$509</b>		<b>\$52</b>
<b>Spruce Valley Township (Marshall)</b>			
Minnesota Association of Townships	346	10.3%	36
<b>Total for Entity</b>	<b>\$346</b>		<b>\$36</b>
<b>Stafford Township (Roseau)</b>			
Minnesota Association of Townships	423	10.3%	44
<b>Total for Entity</b>	<b>\$423</b>		<b>\$44</b>
<b>Stanchfield Township (Isanti)</b>			
Minnesota Association of Townships	809	10.3%	83
<b>Total for Entity</b>	<b>\$809</b>		<b>\$83</b>
<b>Stanford Township (Isanti)</b>			
Minnesota Association of Townships	1,160	10.3%	119
<b>Total for Entity</b>	<b>\$1,160</b>		<b>\$119</b>
<b>Stanley Township (Lyon)</b>			
Minnesota Association of Townships	337	10.3%	35
<b>Total for Entity</b>	<b>\$337</b>		<b>\$35</b>

**Table 5**  
**2021 Lobbying Expenditures Paid With Association Dues**  
**Listed by Entity**

Name of Entity (County) Association Name	Total Local Government Dues	Proportion of Dues Used for Lobbying	Total Dues Used for Lobbying
<b>Stanton Township (Goodhue)</b>			
Minnesota Association of Townships	762	10.3%	78
<b>Total for Entity</b>	<b>\$762</b>		<b>\$78</b>
<b>Staples Township (Todd)</b>			
Minnesota Association of Townships	533	10.3%	55
<b>Total for Entity</b>	<b>\$533</b>		<b>\$55</b>
<b>Star Lake Township (Otter Tail)</b>			
Minnesota Association of Townships	476	10.3%	49
<b>Total for Entity</b>	<b>\$476</b>		<b>\$49</b>
<b>Star Township (Pennington)</b>			
Minnesota Association of Townships	304	10.3%	31
<b>Total for Entity</b>	<b>\$304</b>		<b>\$31</b>
<b>Stark Township (Brown)</b>			
Minnesota Association of Townships	444	10.3%	46
<b>Total for Entity</b>	<b>\$444</b>		<b>\$46</b>
<b>Stately Township (Brown)</b>			
Minnesota Association of Townships	318	10.3%	33
<b>Total for Entity</b>	<b>\$318</b>		<b>\$33</b>
<b>Steamboat River Township (Hubbard)</b>			
Minnesota Association of Townships	311	10.3%	32
<b>Total for Entity</b>	<b>\$311</b>		<b>\$32</b>
<b>Stearns County</b>			
Association of Minnesota Counties	36,241	17.0%	6,161
Greater Minnesota Parks and Trails	550	62.7%	345
Minnesota Inter-County Association	39,752	42.0%	16,696
<b>Total for Entity</b>	<b>\$76,543</b>		<b>\$23,202</b>
<b>Stearns Soil and Water Conservation District</b>			
Minnesota Association of Soil and Water Conservation Districts	5,099	15.0%	765
<b>Total for Entity</b>	<b>\$5,099</b>		<b>\$765</b>

**Table 5**  
**2021 Lobbying Expenditures Paid With Association Dues**  
**Listed by Entity**

Name of Entity (County) Association Name	Total Local Government Dues	Proportion of Dues Used for Lobbying	Total Dues Used for Lobbying
<b>Steele County</b>			
Association of Minnesota Counties	16,668	17.0%	2,834
Highway 14 Partnership	2,000	51.5%	1,030
<b>Total for Entity</b>	<b>\$18,668</b>		<b>\$3,864</b>
<b>Steele County Soil and Water Conservation District</b>			
Minnesota Association of Soil and Water Conservation Districts	4,186	15.0%	628
<b>Total for Entity</b>	<b>\$4,186</b>		<b>\$628</b>
<b>Steenerson Township (Beltrami)</b>			
Minnesota Association of Townships	276	10.3%	28
<b>Total for Entity</b>	<b>\$276</b>		<b>\$28</b>
<b>Sterling Township (Blue Earth)</b>			
Minnesota Association of Townships	350	10.3%	36
<b>Total for Entity</b>	<b>\$350</b>		<b>\$36</b>
<b>Stevens County</b>			
Association of Minnesota Counties	8,174	17.0%	1,390
Minnesota Rural Counties Caucus	2,200	43.0%	946
<b>Total for Entity</b>	<b>\$10,374</b>		<b>\$2,336</b>
<b>Stevens Soil and Water Conservation District</b>			
Minnesota Association of Soil and Water Conservation Districts	2,949	15.0%	442
<b>Total for Entity</b>	<b>\$2,949</b>		<b>\$442</b>
<b>Stevens Township (Stevens)</b>			
Minnesota Association of Townships	293	10.3%	30
<b>Total for Entity</b>	<b>\$293</b>		<b>\$30</b>
<b>Stillwater Township (Washington)</b>			
League of Minnesota Cities	2,216	11.0%	244
Minnesota Association of Townships	1,021	10.3%	105
<b>Total for Entity</b>	<b>\$3,237</b>		<b>\$349</b>
<b>Stockholm Township (Wright)</b>			
Minnesota Association of Townships	734	10.3%	76
<b>Total for Entity</b>	<b>\$734</b>		<b>\$76</b>



**Table 5**  
**2021 Lobbying Expenditures Paid With Association Dues**  
**Listed by Entity**

Name of Entity (County) Association Name	Total Local Government Dues	Proportion of Dues Used for Lobbying	Total Dues Used for Lobbying
<b>Stokes Township (Itasca)</b>			
Minnesota Association of Townships	341	10.3%	35
<b>Total for Entity</b>	<b>\$341</b>		<b>\$35</b>
<b>Stokes Township (Roseau)</b>			
Minnesota Association of Townships	334	10.3%	34
<b>Total for Entity</b>	<b>\$334</b>		<b>\$34</b>
<b>Stoneham Township (Chippewa)</b>			
Minnesota Association of Townships	344	10.3%	35
<b>Total for Entity</b>	<b>\$344</b>		<b>\$35</b>
<b>Stoney Brook Township (Saint Louis)</b>			
Minnesota Association of Townships	447	10.3%	46
<b>Total for Entity</b>	<b>\$447</b>		<b>\$46</b>
<b>Stony Brook Township (Grant)</b>			
Minnesota Association of Townships	316	10.3%	33
<b>Total for Entity</b>	<b>\$316</b>		<b>\$33</b>
<b>Stony River Township (Lake)</b>			
Minnesota Association of Townships	322	10.3%	33
<b>Total for Entity</b>	<b>\$322</b>		<b>\$33</b>
<b>Stony Run Township (Yellow Medicine)</b>			
Minnesota Association of Townships	469	10.3%	48
<b>Total for Entity</b>	<b>\$469</b>		<b>\$48</b>
<b>Storden Township (Cottonwood)</b>			
Minnesota Association of Townships	319	10.3%	33
<b>Total for Entity</b>	<b>\$319</b>		<b>\$33</b>
<b>Stowe Prairie Township (Todd)</b>			
Minnesota Association of Townships	480	10.3%	49
<b>Total for Entity</b>	<b>\$480</b>		<b>\$49</b>
<b>Straight River Township (Hubbard)</b>			
Minnesota Association of Townships	584	10.3%	60
<b>Total for Entity</b>	<b>\$584</b>		<b>\$60</b>

**Table 5**  
**2021 Lobbying Expenditures Paid With Association Dues**  
**Listed by Entity**

Name of Entity (County) Association Name	Total Local Government Dues	Proportion of Dues Used for Lobbying	Total Dues Used for Lobbying
<b>Strand Township (Norman)</b>			
Minnesota Association of Townships	301	10.3%	31
<b>Total for Entity</b>	<b>\$301</b>		<b>\$31</b>
<b>Sturgeon Lake Township (Pine)</b>			
Minnesota Association of Townships	489	10.3%	50
<b>Total for Entity</b>	<b>\$489</b>		<b>\$50</b>
<b>Sturgeon Township (Saint Louis)</b>			
Minnesota Association of Townships	310	10.3%	32
<b>Total for Entity</b>	<b>\$310</b>		<b>\$32</b>
<b>Sugar Bush Township (Becker)</b>			
Minnesota Association of Townships	507	10.3%	52
<b>Total for Entity</b>	<b>\$507</b>		<b>\$52</b>
<b>Sugar Bush Township (Beltrami)</b>			
Minnesota Association of Townships	345	10.3%	36
<b>Total for Entity</b>	<b>\$345</b>		<b>\$36</b>
<b>Sullivan Township (Polk)</b>			
Minnesota Association of Townships	323	10.3%	33
<b>Total for Entity</b>	<b>\$323</b>		<b>\$33</b>
<b>Summit Lake Township (Nobles)</b>			
Minnesota Association of Townships	447	10.3%	46
<b>Total for Entity</b>	<b>\$447</b>		<b>\$46</b>
<b>Summit Township (Beltrami)</b>			
Minnesota Association of Townships	425	10.3%	44
<b>Total for Entity</b>	<b>\$425</b>		<b>\$44</b>
<b>Summit Township (Steele)</b>			
Minnesota Association of Townships	487	10.3%	50
<b>Total for Entity</b>	<b>\$487</b>		<b>\$50</b>
<b>Sumner Township (Fillmore)</b>			
Minnesota Association of Townships	489	10.3%	50
<b>Total for Entity</b>	<b>\$489</b>		<b>\$50</b>

**Table 5**  
**2021 Lobbying Expenditures Paid With Association Dues**  
**Listed by Entity**

Name of Entity (County) Association Name	Total Local Government Dues	Proportion of Dues Used for Lobbying	Total Dues Used for Lobbying
<b>Sumter Township (McLeod)</b>			
Minnesota Association of Townships	502	10.3%	52
<b>Total for Entity</b>	<b>\$502</b>		<b>\$52</b>
<b>Sundal Township (Norman)</b>			
Minnesota Association of Townships	318	10.3%	33
<b>Total for Entity</b>	<b>\$318</b>		<b>\$33</b>
<b>Sundown Township (Redwood)</b>			
Minnesota Association of Townships	320	10.3%	33
<b>Total for Entity</b>	<b>\$320</b>		<b>\$33</b>
<b>Sunnyside Township (Wilkin)</b>			
Minnesota Association of Townships	310	10.3%	32
<b>Total for Entity</b>	<b>\$310</b>		<b>\$32</b>
<b>Sunrise Township (Chisago)</b>			
Minnesota Association of Townships	1,082	10.3%	111
<b>Total for Entity</b>	<b>\$1,082</b>		<b>\$111</b>
<b>Svea Township (Kittson)</b>			
Minnesota Association of Townships	284	10.3%	29
<b>Total for Entity</b>	<b>\$284</b>		<b>\$29</b>
<b>Sverdrup Township (Otter Tail)</b>			
Minnesota Association of Townships	540	10.3%	56
<b>Total for Entity</b>	<b>\$540</b>		<b>\$56</b>
<b>Swan Lake Township (Stevens)</b>			
Minnesota Association of Townships	330	10.3%	34
<b>Total for Entity</b>	<b>\$330</b>		<b>\$34</b>
<b>Swan River Township (Morrison)</b>			
Minnesota Association of Townships	587	10.3%	60
<b>Total for Entity</b>	<b>\$587</b>		<b>\$60</b>
<b>Swanville Township (Morrison)</b>			
Minnesota Association of Townships	513	10.3%	53
<b>Total for Entity</b>	<b>\$513</b>		<b>\$53</b>

**Table 5**  
**2021 Lobbying Expenditures Paid With Association Dues**  
**Listed by Entity**

Name of Entity (County) Association Name	Total Local Government Dues	Proportion of Dues Used for Lobbying	Total Dues Used for Lobbying
<b>Swede Grove Township (Meeker)</b>			
Minnesota Association of Townships	469	10.3%	48
<b>Total for Entity</b>	<b>\$469</b>		<b>\$48</b>
<b>Swede Prairie Township (Yellow Medicine)</b>			
Minnesota Association of Townships	321	10.3%	33
<b>Total for Entity</b>	<b>\$321</b>		<b>\$33</b>
<b>Swedens Forest Township (Redwood)</b>			
Minnesota Association of Townships	304	10.3%	31
<b>Total for Entity</b>	<b>\$304</b>		<b>\$31</b>
<b>Sweet Township (Pipestone)</b>			
Minnesota Association of Townships	437	10.3%	45
<b>Total for Entity</b>	<b>\$437</b>		<b>\$45</b>
<b>Swenoda Township (Swift)</b>			
Minnesota Association of Townships	309	10.3%	32
<b>Total for Entity</b>	<b>\$309</b>		<b>\$32</b>
<b>Swift County</b>			
Association of Minnesota Counties	9,234	17.0%	1,570
Greater Minnesota Parks and Trails	300	62.7%	188
<b>Total for Entity</b>	<b>\$9,534</b>		<b>\$1,758</b>
<b>Swift Soil and Water Conservation District</b>			
Minnesota Association of Soil and Water Conservation Districts	3,091	15.0%	464
<b>Total for Entity</b>	<b>\$3,091</b>		<b>\$464</b>
<b>Sylvan Township (Cass)</b>			
Minnesota Association of Townships	1,351	10.3%	139
<b>Total for Entity</b>	<b>\$1,351</b>		<b>\$139</b>
<b>Synnes Township (Stevens)</b>			
Minnesota Association of Townships	303	10.3%	31
<b>Total for Entity</b>	<b>\$303</b>		<b>\$31</b>
<b>Tabor Township (Polk)</b>			
Minnesota Association of Townships	301	10.3%	31
<b>Total for Entity</b>	<b>\$301</b>		<b>\$31</b>

**Table 5**  
**2021 Lobbying Expenditures Paid With Association Dues**  
**Listed by Entity**

Name of Entity (County) Association Name	Total Local Government Dues	Proportion of Dues Used for Lobbying	Total Dues Used for Lobbying
<b>Tamarac Township (Marshall)</b>			
Minnesota Association of Townships	293	10.3%	30
<b>Total for Entity</b>	<b>\$293</b>		<b>\$30</b>
<b>Tanberg Township (Wilkin)</b>			
Minnesota Association of Townships	289	10.3%	30
<b>Total for Entity</b>	<b>\$289</b>		<b>\$30</b>
<b>Tansem Township (Clay)</b>			
Minnesota Association of Townships	425	10.3%	44
<b>Total for Entity</b>	<b>\$425</b>		<b>\$44</b>
<b>Tara Township (Swift)</b>			
Minnesota Association of Townships	295	10.3%	30
<b>Total for Entity</b>	<b>\$295</b>		<b>\$30</b>
<b>Tara Township (Traverse)</b>			
Minnesota Association of Townships	294	10.3%	30
<b>Total for Entity</b>	<b>\$294</b>		<b>\$30</b>
<b>Taylor Township (Beltrami)</b>			
Minnesota Association of Townships	302	10.3%	31
<b>Total for Entity</b>	<b>\$302</b>		<b>\$31</b>
<b>Taylor Township (Traverse)</b>			
Minnesota Association of Townships	301	10.3%	31
<b>Total for Entity</b>	<b>\$301</b>		<b>\$31</b>
<b>Tegner Township (Kittson)</b>			
Minnesota Association of Townships	282	10.3%	29
<b>Total for Entity</b>	<b>\$282</b>		<b>\$29</b>
<b>Teien Township (Kittson)</b>			
Minnesota Association of Townships	288	10.3%	30
<b>Total for Entity</b>	<b>\$288</b>		<b>\$30</b>
<b>Ten Lake Township (Beltrami)</b>			
Minnesota Association of Townships	758	10.3%	78
<b>Total for Entity</b>	<b>\$758</b>		<b>\$78</b>

**Table 5**  
**2021 Lobbying Expenditures Paid With Association Dues**  
**Listed by Entity**

Name of Entity (County) Association Name	Total Local Government Dues	Proportion of Dues Used for Lobbying	Total Dues Used for Lobbying
<b>Ten Mile Lake Township (Lac qui Parle)</b>			
Minnesota Association of Townships	311	10.3%	32
<b>Total for Entity</b>	<b>\$311</b>		<b>\$32</b>
<b>Tenhassen Township (Martin)</b>			
Minnesota Association of Townships	347	10.3%	36
<b>Total for Entity</b>	<b>\$347</b>		<b>\$36</b>
<b>Terrebonne Township (Red Lake)</b>			
Minnesota Association of Townships	321	10.3%	33
<b>Total for Entity</b>	<b>\$321</b>		<b>\$33</b>
<b>Thief Lake Township (Marshall)</b>			
Minnesota Association of Townships	282	10.3%	29
<b>Total for Entity</b>	<b>\$282</b>		<b>\$29</b>
<b>Third River Township (Itasca)</b>			
Minnesota Association of Townships	287	10.3%	30
<b>Total for Entity</b>	<b>\$287</b>		<b>\$30</b>
<b>Thomastown Township (Wadena)</b>			
Minnesota Association of Townships	605	10.3%	62
<b>Total for Entity</b>	<b>\$605</b>		<b>\$62</b>
<b>Thompson Township (Kittson)</b>			
Minnesota Association of Townships	316	10.3%	33
<b>Total for Entity</b>	<b>\$316</b>		<b>\$33</b>
<b>Thomson Township (Carlton)</b>			
League of Minnesota Cities	6,114	11.0%	673
Minnesota Association of Townships	2,068	10.3%	213
<b>Total for Entity</b>	<b>\$8,182</b>		<b>\$886</b>
<b>Thorpe Township (Hubbard)</b>			
Minnesota Association of Townships	287	10.3%	30
<b>Total for Entity</b>	<b>\$287</b>		<b>\$30</b>
<b>Three Lakes Township (Redwood)</b>			
Minnesota Association of Townships	324	10.3%	33
<b>Total for Entity</b>	<b>\$324</b>		<b>\$33</b>

**Table 5**  
**2021 Lobbying Expenditures Paid With Association Dues**  
**Listed by Entity**

Name of Entity (County) Association Name	Total Local Government Dues	Proportion of Dues Used for Lobbying	Total Dues Used for Lobbying
<b>Three Rivers Park District</b>			
League of Minnesota Cities	2,045	11.0%	225
<b>Total for Entity</b>	<b>\$2,045</b>		<b>\$225</b>
<b>Thunder Lake Township (Cass)</b>			
Minnesota Association of Townships	431	10.3%	44
<b>Total for Entity</b>	<b>\$431</b>		<b>\$44</b>
<b>Timothy Township (Crow Wing)</b>			
Minnesota Association of Townships	325	10.3%	33
<b>Total for Entity</b>	<b>\$325</b>		<b>\$33</b>
<b>Tintah Township (Traverse)</b>			
Minnesota Association of Townships	280	10.3%	29
<b>Total for Entity</b>	<b>\$280</b>		<b>\$29</b>
<b>Toad Lake Township (Becker)</b>			
Minnesota Association of Townships	515	10.3%	53
<b>Total for Entity</b>	<b>\$515</b>		<b>\$53</b>
<b>Todd County</b>			
Association of Minnesota Counties	12,718	17.0%	2,162
Minnesota Rural Counties Caucus	2,500	43.0%	1,075
<b>Total for Entity</b>	<b>\$15,218</b>		<b>\$3,237</b>
<b>Todd Soil and Water Conservation District</b>			
Minnesota Association of Soil and Water Conservation Districts	3,635	15.0%	545
<b>Total for Entity</b>	<b>\$3,635</b>		<b>\$545</b>
<b>Todd Township (Hubbard)</b>			
Minnesota Association of Townships	866	10.3%	89
<b>Total for Entity</b>	<b>\$866</b>		<b>\$89</b>
<b>Tofte Township (Cook)</b>			
Minnesota Association of Townships	429	10.3%	44
<b>Total for Entity</b>	<b>\$429</b>		<b>\$44</b>
<b>Toivola Township (Saint Louis)</b>			
Minnesota Association of Townships	323	10.3%	33
<b>Total for Entity</b>	<b>\$323</b>		<b>\$33</b>

**Table 5**  
**2021 Lobbying Expenditures Paid With Association Dues**  
**Listed by Entity**

Name of Entity (County) Association Name	Total Local Government Dues	Proportion of Dues Used for Lobbying	Total Dues Used for Lobbying
<b>Toqua Township (Big Stone)</b>			
Minnesota Association of Townships	286	10.3%	29
<b>Total for Entity</b>	<b>\$286</b>		<b>\$29</b>
<b>Tordenskjold Township (Otter Tail)</b>			
Minnesota Association of Townships	515	10.3%	53
<b>Total for Entity</b>	<b>\$515</b>		<b>\$53</b>
<b>Torning Township (Swift)</b>			
Minnesota Association of Townships	471	10.3%	49
<b>Total for Entity</b>	<b>\$471</b>		<b>\$49</b>
<b>Torrey Township (Cass)</b>			
Minnesota Association of Townships	324	10.3%	33
<b>Total for Entity</b>	<b>\$324</b>		<b>\$33</b>
<b>Transit Township (Sibley)</b>			
Minnesota Association of Townships	350	10.3%	36
<b>Total for Entity</b>	<b>\$350</b>		<b>\$36</b>
<b>Traverse County</b>			
Association of Minnesota Counties	3,965	17.0%	674
Minnesota Rural Counties Caucus	2,200	43.0%	946
<b>Total for Entity</b>	<b>\$6,165</b>		<b>\$1,620</b>
<b>Traverse Soil and Water Conservation District</b>			
Minnesota Association of Soil and Water Conservation Districts	2,489	15.0%	373
<b>Total for Entity</b>	<b>\$2,489</b>		<b>\$373</b>
<b>Traverse Township (Nicollet)</b>			
Minnesota Association of Townships	449	10.3%	46
<b>Total for Entity</b>	<b>\$449</b>		<b>\$46</b>
<b>Trelipe Township (Cass)</b>			
Minnesota Association of Townships	316	10.3%	33
<b>Total for Entity</b>	<b>\$316</b>		<b>\$33</b>
<b>Trondhjem Township (Otter Tail)</b>			
Minnesota Association of Townships	332	10.3%	34
<b>Total for Entity</b>	<b>\$332</b>		<b>\$34</b>



**Table 5**  
**2021 Lobbying Expenditures Paid With Association Dues**  
**Listed by Entity**

Name of Entity (County) Association Name	Total Local Government Dues	Proportion of Dues Used for Lobbying	Total Dues Used for Lobbying
<b>Trout Lake Township (Itasca)</b>			
Minnesota Association of Townships	760	10.3%	78
<b>Total for Entity</b>	<b>\$760</b>		<b>\$78</b>
<b>Troy Township (Pipestone)</b>			
Minnesota Association of Townships	435	10.3%	45
<b>Total for Entity</b>	<b>\$435</b>		<b>\$45</b>
<b>Troy Township (Renville)</b>			
Minnesota Association of Townships	425	10.3%	44
<b>Total for Entity</b>	<b>\$425</b>		<b>\$44</b>
<b>Tumuli Township (Otter Tail)</b>			
Minnesota Association of Townships	478	10.3%	49
<b>Total for Entity</b>	<b>\$478</b>		<b>\$49</b>
<b>Tunsberg Township (Chippewa)</b>			
Minnesota Association of Townships	333	10.3%	34
<b>Total for Entity</b>	<b>\$333</b>		<b>\$34</b>
<b>Turner Township (Aitkin)</b>			
Minnesota Association of Townships	338	10.3%	35
<b>Total for Entity</b>	<b>\$338</b>		<b>\$35</b>
<b>Turtle Creek Township (Todd)</b>			
Minnesota Association of Townships	428	10.3%	44
<b>Total for Entity</b>	<b>\$428</b>		<b>\$44</b>
<b>Turtle Creek Watershed District</b>			
Minnesota Association of Watershed Districts	3,041	33.4%	1,016
<b>Total for Entity</b>	<b>\$3,041</b>		<b>\$1,016</b>
<b>Turtle Lake Township (Beltrami)</b>			
Minnesota Association of Townships	800	10.3%	82
<b>Total for Entity</b>	<b>\$800</b>		<b>\$82</b>
<b>Turtle Lake Township (Cass)</b>			
Minnesota Association of Townships	559	10.3%	58
<b>Total for Entity</b>	<b>\$559</b>		<b>\$58</b>

**Table 5**  
**2021 Lobbying Expenditures Paid With Association Dues**  
**Listed by Entity**

Name of Entity (County) Association Name	Total Local Government Dues	Proportion of Dues Used for Lobbying	Total Dues Used for Lobbying
<b>Turtle River Township (Beltrami)</b>			
Minnesota Association of Townships	773	10.3%	80
<b>Total for Entity</b>	<b>\$773</b>		<b>\$80</b>
<b>Twin Lakes Township (Carlton)</b>			
Minnesota Association of Townships	1,099	10.3%	113
<b>Total for Entity</b>	<b>\$1,099</b>		<b>\$113</b>
<b>Twin Lakes Township (Mahnomen)</b>			
Minnesota Association of Townships	610	10.3%	63
<b>Total for Entity</b>	<b>\$610</b>		<b>\$63</b>
<b>Two Inlets Township (Becker)</b>			
Minnesota Association of Townships	343	10.3%	35
<b>Total for Entity</b>	<b>\$343</b>		<b>\$35</b>
<b>Two Rivers Township (Morrison)</b>			
Minnesota Association of Townships	569	10.3%	59
<b>Total for Entity</b>	<b>\$569</b>		<b>\$59</b>
<b>Two Rivers Watershed District</b>			
Minnesota Association of Watershed Districts	3,721	33.4%	1,243
<b>Total for Entity</b>	<b>\$3,721</b>		<b>\$1,243</b>
<b>Tynsid Township (Polk)</b>			
Minnesota Association of Townships	291	10.3%	30
<b>Total for Entity</b>	<b>\$291</b>		<b>\$30</b>
<b>Tyro Township (Yellow Medicine)</b>			
Minnesota Association of Townships	322	10.3%	33
<b>Total for Entity</b>	<b>\$322</b>		<b>\$33</b>
<b>Tyrone Township (Le Sueur)</b>			
Minnesota Association of Townships	520	10.3%	54
<b>Total for Entity</b>	<b>\$520</b>		<b>\$54</b>
<b>Udolpho Township (Mower)</b>			
Minnesota Association of Townships	488	10.3%	50
<b>Total for Entity</b>	<b>\$488</b>		<b>\$50</b>

**Table 5**  
**2021 Lobbying Expenditures Paid With Association Dues**  
**Listed by Entity**

Name of Entity (County) Association Name	Total Local Government Dues	Proportion of Dues Used for Lobbying	Total Dues Used for Lobbying
<b>Ulen Township (Clay)</b>			
Minnesota Association of Townships	323	10.3%	33
<b>Total for Entity</b>	<b>\$323</b>		<b>\$33</b>
<b>Underwood Township (Redwood)</b>			
Minnesota Association of Townships	325	10.3%	33
<b>Total for Entity</b>	<b>\$325</b>		<b>\$33</b>
<b>Union Grove Township (Meeker)</b>			
Minnesota Association of Townships	541	10.3%	56
<b>Total for Entity</b>	<b>\$541</b>		<b>\$56</b>
<b>Union Township (Houston)</b>			
Minnesota Association of Townships	457	10.3%	47
<b>Total for Entity</b>	<b>\$457</b>		<b>\$47</b>
<b>Upper Minnesota River Watershed District</b>			
League of Minnesota Cities	2,045	11.0%	225
Minnesota Association of Watershed Districts	3,365	33.4%	1,124
<b>Total for Entity</b>	<b>\$5,410</b>		<b>\$1,349</b>
<b>Urness Township (Douglas)</b>			
Minnesota Association of Townships	349	10.3%	36
<b>Total for Entity</b>	<b>\$349</b>		<b>\$36</b>
<b>Utica Township (Winona)</b>			
Minnesota Association of Townships	532	10.3%	55
<b>Total for Entity</b>	<b>\$532</b>		<b>\$55</b>
<b>Vadnais Lake Area Water Management Organization</b>			
Minnesota Association of Watershed Districts	3,750	33.4%	1,252
<b>Total for Entity</b>	<b>\$3,750</b>		<b>\$1,252</b>
<b>Vail Township (Redwood)</b>			
Minnesota Association of Townships	338	10.3%	35
<b>Total for Entity</b>	<b>\$338</b>		<b>\$35</b>
<b>Vallers Township (Lyon)</b>			
Minnesota Association of Townships	331	10.3%	34
<b>Total for Entity</b>	<b>\$331</b>		<b>\$34</b>

**Table 5**  
**2021 Lobbying Expenditures Paid With Association Dues**  
**Listed by Entity**

Name of Entity (County) Association Name	Total Local Government Dues	Proportion of Dues Used for Lobbying	Total Dues Used for Lobbying
<b>Valley Branch Watershed District</b>			
Minnesota Association of Watershed Districts	7,500	33.4%	2,505
<b>Total for Entity</b>	<b>\$7,500</b>		<b>\$2,505</b>
<b>Valley Township (Marshall)</b>			
Minnesota Association of Townships	315	10.3%	32
<b>Total for Entity</b>	<b>\$315</b>		<b>\$32</b>
<b>Van Buren Township (Saint Louis)</b>			
Minnesota Association of Townships	327	10.3%	34
<b>Total for Entity</b>	<b>\$327</b>		<b>\$34</b>
<b>Vasa Township (Goodhue)</b>			
Minnesota Association of Townships	626	10.3%	64
<b>Total for Entity</b>	<b>\$626</b>		<b>\$64</b>
<b>Vega Township (Marshall)</b>			
Minnesota Association of Townships	307	10.3%	32
<b>Total for Entity</b>	<b>\$307</b>		<b>\$32</b>
<b>Veldt Township (Marshall)</b>			
Minnesota Association of Townships	281	10.3%	29
<b>Total for Entity</b>	<b>\$281</b>		<b>\$29</b>
<b>Verdi Township (Lincoln)</b>			
Minnesota Association of Townships	327	10.3%	34
<b>Total for Entity</b>	<b>\$327</b>		<b>\$34</b>
<b>Verdon Township (Aitkin)</b>			
Minnesota Association of Townships	282	10.3%	29
<b>Total for Entity</b>	<b>\$282</b>		<b>\$29</b>
<b>Vermilion Lake Township (Saint Louis)</b>			
Minnesota Association of Townships	428	10.3%	44
<b>Total for Entity</b>	<b>\$428</b>		<b>\$44</b>
<b>Vermillion Township (Dakota)</b>			
Minnesota Association of Townships	815	10.3%	84
<b>Total for Entity</b>	<b>\$815</b>		<b>\$84</b>

**Table 5**  
**2021 Lobbying Expenditures Paid With Association Dues**  
**Listed by Entity**

Name of Entity (County) Association Name	Total Local Government Dues	Proportion of Dues Used for Lobbying	Total Dues Used for Lobbying
<b>Vernon Center Township (Blue Earth)</b>			
Minnesota Association of Townships	346	10.3%	36
<b>Total for Entity</b>	<b>\$346</b>		<b>\$36</b>
<b>Vernon Township (Dodge)</b>			
Minnesota Association of Townships	564	10.3%	58
<b>Total for Entity</b>	<b>\$564</b>		<b>\$58</b>
<b>Verona Township (Faribault)</b>			
Minnesota Association of Townships	444	10.3%	46
<b>Total for Entity</b>	<b>\$444</b>		<b>\$46</b>
<b>Vesta Township (Redwood)</b>			
Minnesota Association of Townships	327	10.3%	34
<b>Total for Entity</b>	<b>\$327</b>		<b>\$34</b>
<b>Victor Township (Wright)</b>			
Minnesota Association of Townships	766	10.3%	79
<b>Total for Entity</b>	<b>\$766</b>		<b>\$79</b>
<b>Viding Township (Clay)</b>			
Minnesota Association of Townships	306	10.3%	32
<b>Total for Entity</b>	<b>\$306</b>		<b>\$32</b>
<b>Vienna Township (Rock)</b>			
Minnesota Association of Townships	313	10.3%	32
<b>Total for Entity</b>	<b>\$313</b>		<b>\$32</b>
<b>Viking Township (Marshall)</b>			
Minnesota Association of Townships	320	10.3%	33
<b>Total for Entity</b>	<b>\$320</b>		<b>\$33</b>
<b>Villard Township (Todd)</b>			
Minnesota Association of Townships	553	10.3%	57
<b>Total for Entity</b>	<b>\$553</b>		<b>\$57</b>
<b>Vineland Township (Polk)</b>			
Minnesota Association of Townships	299	10.3%	31
<b>Total for Entity</b>	<b>\$299</b>		<b>\$31</b>

**Table 5**  
**2021 Lobbying Expenditures Paid With Association Dues**  
**Listed by Entity**

Name of Entity (County) Association Name	Total Local Government Dues	Proportion of Dues Used for Lobbying	Total Dues Used for Lobbying
<b>Viola Township (Olmsted)</b>			
Minnesota Association of Townships	535	10.3%	55
<b>Total for Entity</b>	<b>\$535</b>		<b>\$55</b>
<b>Vivian Township (Waseca)</b>			
Minnesota Association of Townships	347	10.3%	36
<b>Total for Entity</b>	<b>\$347</b>		<b>\$36</b>
<b>Waasa Township (Saint Louis)</b>			
Minnesota Association of Townships	342	10.3%	35
<b>Total for Entity</b>	<b>\$342</b>		<b>\$35</b>
<b>Wabana Township (Itasca)</b>			
Minnesota Association of Townships	512	10.3%	53
<b>Total for Entity</b>	<b>\$512</b>		<b>\$53</b>
<b>Wabasha County</b>			
Association of Minnesota Counties	12,539	17.0%	2,132
<b>Total for Entity</b>	<b>\$12,539</b>		<b>\$2,132</b>
<b>Wabasha Soil and Water Conservation District</b>			
Minnesota Association of Soil and Water Conservation Districts	3,593	15.0%	539
<b>Total for Entity</b>	<b>\$3,593</b>		<b>\$539</b>
<b>Wabedo Township (Cass)</b>			
Minnesota Association of Townships	456	10.3%	47
<b>Total for Entity</b>	<b>\$456</b>		<b>\$47</b>
<b>Waconia Township (Carver)</b>			
Minnesota Association of Townships	787	10.3%	81
<b>Total for Entity</b>	<b>\$787</b>		<b>\$81</b>
<b>Wacouta Township (Goodhue)</b>			
Minnesota Association of Townships	461	10.3%	47
<b>Total for Entity</b>	<b>\$461</b>		<b>\$47</b>
<b>Wadena County</b>			
Association of Minnesota Counties	8,060	17.0%	1,370
Minnesota Rural Counties Caucus	2,300	43.0%	989
<b>Total for Entity</b>	<b>\$10,360</b>		<b>\$2,359</b>

**Table 5**  
**2021 Lobbying Expenditures Paid With Association Dues**  
**Listed by Entity**

Name of Entity (County) Association Name	Total Local Government Dues	Proportion of Dues Used for Lobbying	Total Dues Used for Lobbying
<b>Wadena Soil and Water Conservation District</b>			
Minnesota Association of Soil and Water Conservation Districts	2,976	15.0%	446
<b>Total for Entity</b>	<b>\$2,976</b>		<b>\$446</b>
<b>Wadena Township (Wadena)</b>			
Minnesota Association of Townships	604	10.3%	62
<b>Total for Entity</b>	<b>\$604</b>		<b>\$62</b>
<b>Wagner Township (Aitkin)</b>			
Minnesota Association of Townships	443	10.3%	46
<b>Total for Entity</b>	<b>\$443</b>		<b>\$46</b>
<b>Wakefield Township (Stearns)</b>			
Minnesota Association of Townships	1,339	10.3%	138
<b>Total for Entity</b>	<b>\$1,339</b>		<b>\$138</b>
<b>Walcott Township (Rice)</b>			
Minnesota Association of Townships	658	10.3%	68
<b>Total for Entity</b>	<b>\$658</b>		<b>\$68</b>
<b>Walden Township (Cass)</b>			
Minnesota Association of Townships	508	10.3%	52
<b>Total for Entity</b>	<b>\$508</b>		<b>\$52</b>
<b>Walden Township (Pope)</b>			
Minnesota Association of Townships	321	10.3%	33
<b>Total for Entity</b>	<b>\$321</b>		<b>\$33</b>
<b>Walls Township (Traverse)</b>			
Minnesota Association of Townships	289	10.3%	30
<b>Total for Entity</b>	<b>\$289</b>		<b>\$30</b>
<b>Walnut Lake Township (Faribault)</b>			
Minnesota Association of Townships	328	10.3%	34
<b>Total for Entity</b>	<b>\$328</b>		<b>\$34</b>
<b>Walter Township (Lac qui Parle)</b>			
Minnesota Association of Townships	310	10.3%	32
<b>Total for Entity</b>	<b>\$310</b>		<b>\$32</b>

**Table 5**  
**2021 Lobbying Expenditures Paid With Association Dues**  
**Listed by Entity**

Name of Entity (County) Association Name	Total Local Government Dues	Proportion of Dues Used for Lobbying	Total Dues Used for Lobbying
<b>Waltham Township (Mower)</b>			
Minnesota Association of Townships	447	10.3%	46
<b>Total for Entity</b>	<b>\$447</b>		<b>\$46</b>
<b>Walworth Township (Becker)</b>			
Minnesota Association of Townships	300	10.3%	31
<b>Total for Entity</b>	<b>\$300</b>		<b>\$31</b>
<b>Wanamingo Township (Goodhue)</b>			
Minnesota Association of Townships	480	10.3%	49
<b>Total for Entity</b>	<b>\$480</b>		<b>\$49</b>
<b>Wang Township (Renville)</b>			
Minnesota Association of Townships	346	10.3%	36
<b>Total for Entity</b>	<b>\$346</b>		<b>\$36</b>
<b>Wanger Township (Marshall)</b>			
Minnesota Association of Townships	290	10.3%	30
<b>Total for Entity</b>	<b>\$290</b>		<b>\$30</b>
<b>Ward Township (Todd)</b>			
Minnesota Association of Townships	482	10.3%	50
<b>Total for Entity</b>	<b>\$482</b>		<b>\$50</b>
<b>Warren Township (Winona)</b>			
Minnesota Association of Townships	542	10.3%	56
<b>Total for Entity</b>	<b>\$542</b>		<b>\$56</b>
<b>Warrenton Township (Marshall)</b>			
Minnesota Association of Townships	298	10.3%	31
<b>Total for Entity</b>	<b>\$298</b>		<b>\$31</b>
<b>Warroad Watershed District</b>			
Minnesota Association of Watershed Districts	910	33.4%	304
<b>Total for Entity</b>	<b>\$910</b>		<b>\$304</b>
<b>Warsaw Township (Goodhue)</b>			
Minnesota Association of Townships	534	10.3%	55
<b>Total for Entity</b>	<b>\$534</b>		<b>\$55</b>



**Table 5**  
**2021 Lobbying Expenditures Paid With Association Dues**  
**Listed by Entity**

Name of Entity (County) Association Name	Total Local Government Dues	Proportion of Dues Used for Lobbying	Total Dues Used for Lobbying
<b>Warsaw Township (Rice)</b>			
Minnesota Association of Townships	846	10.3%	87
<b>Total for Entity</b>	<b>\$846</b>		<b>\$87</b>
<b>Waseca County</b>			
Association of Minnesota Counties	11,737	17.0%	1,995
<b>Total for Entity</b>	<b>\$11,737</b>		<b>\$1,995</b>
<b>Waseca Soil and Water Conservation District</b>			
Minnesota Association of Soil and Water Conservation Districts	3,485	15.0%	523
<b>Total for Entity</b>	<b>\$3,485</b>		<b>\$523</b>
<b>Washington County</b>			
Association of Minnesota Counties	48,126	17.0%	8,181
Minnesota Inter-County Association	63,145	42.0%	26,521
<b>Total for Entity</b>	<b>\$111,271</b>		<b>\$34,702</b>
<b>Washington Lake Township (Sibley)</b>			
Minnesota Association of Townships	493	10.3%	51
<b>Total for Entity</b>	<b>\$493</b>		<b>\$51</b>
<b>Washington Soil and Water Conservation District</b>			
Minnesota Association of Soil and Water Conservation Districts	5,009	15.0%	751
<b>Total for Entity</b>	<b>\$5,009</b>		<b>\$751</b>
<b>Washington Township (Le Sueur)</b>			
Minnesota Association of Townships	576	10.3%	59
<b>Total for Entity</b>	<b>\$576</b>		<b>\$59</b>
<b>Wasioja Township (Dodge)</b>			
Minnesota Association of Townships	632	10.3%	65
<b>Total for Entity</b>	<b>\$632</b>		<b>\$65</b>
<b>Waskish Township (Beltrami)</b>			
Minnesota Association of Townships	309	10.3%	32
<b>Total for Entity</b>	<b>\$309</b>		<b>\$32</b>
<b>Watab Township (Benton)</b>			
Minnesota Association of Townships	1,467	10.3%	151
<b>Total for Entity</b>	<b>\$1,467</b>		<b>\$151</b>

**Table 5**  
**2021 Lobbying Expenditures Paid With Association Dues**  
**Listed by Entity**

Name of Entity (County) Association Name	Total Local Government Dues	Proportion of Dues Used for Lobbying	Total Dues Used for Lobbying
<b>Waterbury Township (Redwood)</b>			
Minnesota Association of Townships	323	10.3%	33
<b>Total for Entity</b>	<b>\$323</b>		<b>\$33</b>
<b>Waterford Township (Dakota)</b>			
Minnesota Association of Townships	502	10.3%	52
<b>Total for Entity</b>	<b>\$502</b>		<b>\$52</b>
<b>Watertown Township (Carver)</b>			
Minnesota Association of Townships	813	10.3%	84
<b>Total for Entity</b>	<b>\$813</b>		<b>\$84</b>
<b>Waterville Township (Le Sueur)</b>			
Minnesota Association of Townships	571	10.3%	59
<b>Total for Entity</b>	<b>\$571</b>		<b>\$59</b>
<b>Watowan County</b>			
Association of Minnesota Counties	8,754	17.0%	1,488
Minnesota Rural Counties Caucus	2,300	43.0%	989
<b>Total for Entity</b>	<b>\$11,054</b>		<b>\$2,477</b>
<b>Watowan Soil and Water Conservation District</b>			
Minnesota Association of Soil and Water Conservation Districts	3,064	15.0%	460
<b>Total for Entity</b>	<b>\$3,064</b>		<b>\$460</b>
<b>Watopa Township (Wabasha)</b>			
Minnesota Association of Townships	344	10.3%	35
<b>Total for Entity</b>	<b>\$344</b>		<b>\$35</b>
<b>Waukenabo Township (Aitkin)</b>			
Minnesota Association of Townships	446	10.3%	46
<b>Total for Entity</b>	<b>\$446</b>		<b>\$46</b>
<b>Waukon Township (Norman)</b>			
Minnesota Association of Townships	299	10.3%	31
<b>Total for Entity</b>	<b>\$299</b>		<b>\$31</b>
<b>Waverly Township (Martin)</b>			
Minnesota Association of Townships	330	10.3%	34
<b>Total for Entity</b>	<b>\$330</b>		<b>\$34</b>

**Table 5**  
**2021 Lobbying Expenditures Paid With Association Dues**  
**Listed by Entity**

Name of Entity (County) Association Name	Total Local Government Dues	Proportion of Dues Used for Lobbying	Total Dues Used for Lobbying
<b>Wawina Township (Itasca)</b>			
Minnesota Association of Townships	291	10.3%	30
<b>Total for Entity</b>	<b>\$291</b>		<b>\$30</b>
<b>Wealthwood Township (Aitkin)</b>			
Minnesota Association of Townships	424	10.3%	44
<b>Total for Entity</b>	<b>\$424</b>		<b>\$44</b>
<b>Webster Township (Rice)</b>			
Minnesota Association of Townships	1,004	10.3%	103
<b>Total for Entity</b>	<b>\$1,004</b>		<b>\$103</b>
<b>Weimer Township (Jackson)</b>			
Minnesota Association of Townships	314	10.3%	32
<b>Total for Entity</b>	<b>\$314</b>		<b>\$32</b>
<b>Welch Township (Goodhue)</b>			
Minnesota Association of Townships	570	10.3%	59
<b>Total for Entity</b>	<b>\$570</b>		<b>\$59</b>
<b>Wellington Township (Renville)</b>			
Minnesota Association of Townships	324	10.3%	33
<b>Total for Entity</b>	<b>\$324</b>		<b>\$33</b>
<b>Wells Township (Rice)</b>			
Minnesota Association of Townships	930	10.3%	96
<b>Total for Entity</b>	<b>\$930</b>		<b>\$96</b>
<b>Wergeland Township (Yellow Medicine)</b>			
Minnesota Association of Townships	314	10.3%	32
<b>Total for Entity</b>	<b>\$314</b>		<b>\$32</b>
<b>West Albany Township (Wabasha)</b>			
Minnesota Association of Townships	463	10.3%	48
<b>Total for Entity</b>	<b>\$463</b>		<b>\$48</b>
<b>West Bank Township (Swift)</b>			
Minnesota Association of Townships	317	10.3%	33
<b>Total for Entity</b>	<b>\$317</b>		<b>\$33</b>

**Table 5**  
**2021 Lobbying Expenditures Paid With Association Dues**  
**Listed by Entity**

Name of Entity (County) Association Name	Total Local Government Dues	Proportion of Dues Used for Lobbying	Total Dues Used for Lobbying
<b>West Heron Lake Township (Jackson)</b>			
Minnesota Association of Townships	320	10.3%	33
<b>Total for Entity</b>	<b>\$320</b>		<b>\$33</b>
<b>West Lakeland Township (Washington)</b>			
Minnesota Association of Townships	1,740	10.3%	179
<b>Total for Entity</b>	<b>\$1,740</b>		<b>\$179</b>
<b>West Newton Township (Nicollet)</b>			
Minnesota Association of Townships	473	10.3%	49
<b>Total for Entity</b>	<b>\$473</b>		<b>\$49</b>
<b>West Otter Tail Soil and Water Conservation District</b>			
Minnesota Association of Soil and Water Conservation Districts	3,479	15.0%	522
<b>Total for Entity</b>	<b>\$3,479</b>		<b>\$522</b>
<b>West Polk Soil and Water Conservation District</b>			
Minnesota Association of Soil and Water Conservation Districts	2,982	15.0%	447
<b>Total for Entity</b>	<b>\$2,982</b>		<b>\$447</b>
<b>West Union Township (Todd)</b>			
Minnesota Association of Townships	426	10.3%	44
<b>Total for Entity</b>	<b>\$426</b>		<b>\$44</b>
<b>West Valley Township (Marshall)</b>			
Minnesota Association of Townships	318	10.3%	33
<b>Total for Entity</b>	<b>\$318</b>		<b>\$33</b>
<b>Westbrook Township (Cottonwood)</b>			
Minnesota Association of Townships	333	10.3%	34
<b>Total for Entity</b>	<b>\$333</b>		<b>\$34</b>
<b>Westerheim Township (Lyon)</b>			
Minnesota Association of Townships	342	10.3%	35
<b>Total for Entity</b>	<b>\$342</b>		<b>\$35</b>
<b>Western Lake Superior Sanitary District</b>			
League of Minnesota Cities	2,045	11.0%	225
Minnesota Environmental Science and Economic Review Board	14,100	12.2%	1,720
<b>Total for Entity</b>	<b>\$16,145</b>		<b>\$1,945</b>

**Table 5**  
**2021 Lobbying Expenditures Paid With Association Dues**  
**Listed by Entity**

Name of Entity (County) Association Name	Total Local Government Dues	Proportion of Dues Used for Lobbying	Total Dues Used for Lobbying
<b>Western Township (Otter Tail)</b>			
Minnesota Association of Townships	309	10.3%	32
<b>Total for Entity</b>	<b>\$309</b>		<b>\$32</b>
<b>Westfield Township (Dodge)</b>			
Minnesota Association of Townships	487	10.3%	50
<b>Total for Entity</b>	<b>\$487</b>		<b>\$50</b>
<b>Westford Township (Martin)</b>			
Minnesota Association of Townships	430	10.3%	44
<b>Total for Entity</b>	<b>\$430</b>		<b>\$44</b>
<b>Westline Township (Redwood)</b>			
Minnesota Association of Townships	318	10.3%	33
<b>Total for Entity</b>	<b>\$318</b>		<b>\$33</b>
<b>Westport Township (Pope)</b>			
Minnesota Association of Townships	427	10.3%	44
<b>Total for Entity</b>	<b>\$427</b>		<b>\$44</b>
<b>Westside Township (Nobles)</b>			
Minnesota Association of Townships	336	10.3%	35
<b>Total for Entity</b>	<b>\$336</b>		<b>\$35</b>
<b>Wheatland Township (Rice)</b>			
Minnesota Association of Townships	833	10.3%	86
<b>Total for Entity</b>	<b>\$833</b>		<b>\$86</b>
<b>Wheeler's Point Sanitary District</b>			
League of Minnesota Cities	1,152	11.0%	127
<b>Total for Entity</b>	<b>\$1,152</b>		<b>\$127</b>
<b>Wheeling Township (Rice)</b>			
Minnesota Association of Townships	527	10.3%	54
<b>Total for Entity</b>	<b>\$527</b>		<b>\$54</b>
<b>White Bear Lake Conservation District</b>			
League of Minnesota Cities	2,045	11.0%	225
<b>Total for Entity</b>	<b>\$2,045</b>		<b>\$225</b>

**Table 5**  
**2021 Lobbying Expenditures Paid With Association Dues**  
**Listed by Entity**

Name of Entity (County) Association Name	Total Local Government Dues	Proportion of Dues Used for Lobbying	Total Dues Used for Lobbying
<b>White Bear Lake Township (Pope)</b>			
Minnesota Association of Townships	483	10.3%	50
<b>Total for Entity</b>	<b>\$483</b>		<b>\$50</b>
<b>White Bear Township (Ramsey)</b>			
League of Minnesota Cities	11,034	11.0%	1,214
Minnesota Association of Townships	4,027	10.3%	415
<b>Total for Entity</b>	<b>\$15,061</b>		<b>\$1,629</b>
<b>White Earth Township (Becker)</b>			
Minnesota Association of Townships	604	10.3%	62
<b>Total for Entity</b>	<b>\$604</b>		<b>\$62</b>
<b>White Oak Township (Hubbard)</b>			
Minnesota Association of Townships	506	10.3%	52
<b>Total for Entity</b>	<b>\$506</b>		<b>\$52</b>
<b>White Pine Township (Aitkin)</b>			
Minnesota Association of Townships	280	10.3%	29
<b>Total for Entity</b>	<b>\$280</b>		<b>\$29</b>
<b>White Township (Saint Louis)</b>			
League of Minnesota Cities	1,763	11.0%	194
Minnesota Association of Townships	887	10.3%	91
Range Association of Municipalities and Schools	400	75.1%	300
<b>Total for Entity</b>	<b>\$3,050</b>		<b>\$585</b>
<b>Whited Township (Kanabec)</b>			
Minnesota Association of Townships	641	10.3%	66
<b>Total for Entity</b>	<b>\$641</b>		<b>\$66</b>
<b>Whitefield Township (Kandiyohi)</b>			
Minnesota Association of Townships	509	10.3%	52
<b>Total for Entity</b>	<b>\$509</b>		<b>\$52</b>
<b>Whiteford Township (Marshall)</b>			
Minnesota Association of Townships	284	10.3%	29
<b>Total for Entity</b>	<b>\$284</b>		<b>\$29</b>

**Table 5**  
**2021 Lobbying Expenditures Paid With Association Dues**  
**Listed by Entity**

Name of Entity (County) Association Name	Total Local Government Dues	Proportion of Dues Used for Lobbying	Total Dues Used for Lobbying
<b>Whitewater Township (Winona)</b>			
Minnesota Association of Townships	335	10.3%	35
<b>Total for Entity</b>	<b>\$335</b>		<b>\$35</b>
<b>Wild Rice Township (Norman)</b>			
Minnesota Association of Townships	349	10.3%	36
<b>Total for Entity</b>	<b>\$349</b>		<b>\$36</b>
<b>Wild Rice Watershed District</b>			
Minnesota Association of Watershed Districts	7,500	33.4%	2,505
<b>Total for Entity</b>	<b>\$7,500</b>		<b>\$2,505</b>
<b>Wildwood Township (Itasca)</b>			
Minnesota Association of Townships	331	10.3%	34
<b>Total for Entity</b>	<b>\$331</b>		<b>\$34</b>
<b>Wilkin County</b>			
Association of Minnesota Counties	7,463	17.0%	1,269
Minnesota Rural Counties Caucus	2,200	43.0%	946
<b>Total for Entity</b>	<b>\$9,663</b>		<b>\$2,215</b>
<b>Wilkin Soil and Water Conservation District</b>			
Minnesota Association of Soil and Water Conservation Districts	2,886	15.0%	433
<b>Total for Entity</b>	<b>\$2,886</b>		<b>\$433</b>
<b>Wilkinson Township (Cass)</b>			
Minnesota Association of Townships	475	10.3%	49
<b>Total for Entity</b>	<b>\$475</b>		<b>\$49</b>
<b>Williams Township (Aitkin)</b>			
Minnesota Association of Townships	311	10.3%	32
<b>Total for Entity</b>	<b>\$311</b>		<b>\$32</b>
<b>Willmar Township (Kandiyohi)</b>			
Minnesota Association of Townships	509	10.3%	52
<b>Total for Entity</b>	<b>\$509</b>		<b>\$52</b>
<b>Willow Lake Township (Redwood)</b>			
Minnesota Association of Townships	332	10.3%	34
<b>Total for Entity</b>	<b>\$332</b>		<b>\$34</b>

**Table 5**  
**2021 Lobbying Expenditures Paid With Association Dues**  
**Listed by Entity**

Name of Entity (County) Association Name	Total Local Government Dues	Proportion of Dues Used for Lobbying	Total Dues Used for Lobbying
<b>Willow Valley Township (Saint Louis)</b>			
Minnesota Association of Townships	308	10.3%	32
<b>Total for Entity</b>	<b>\$308</b>		<b>\$32</b>
<b>Wilma Township (Pine)</b>			
Minnesota Association of Townships	295	10.3%	30
<b>Total for Entity</b>	<b>\$295</b>		<b>\$30</b>
<b>Wilmington Township (Houston)</b>			
Minnesota Association of Townships	470	10.3%	48
<b>Total for Entity</b>	<b>\$470</b>		<b>\$48</b>
<b>Wilmont Township (Nobles)</b>			
Minnesota Association of Townships	324	10.3%	33
<b>Total for Entity</b>	<b>\$324</b>		<b>\$33</b>
<b>Wilson Township (Cass)</b>			
Minnesota Association of Townships	555	10.3%	57
<b>Total for Entity</b>	<b>\$555</b>		<b>\$57</b>
<b>Wilson Township (Winona)</b>			
Minnesota Association of Townships	770	10.3%	79
<b>Total for Entity</b>	<b>\$770</b>		<b>\$79</b>
<b>Wilton Township (Waseca)</b>			
Minnesota Association of Townships	451	10.3%	46
<b>Total for Entity</b>	<b>\$451</b>		<b>\$46</b>
<b>Winchester Township (Norman)</b>			
Minnesota Association of Townships	285	10.3%	29
<b>Total for Entity</b>	<b>\$285</b>		<b>\$29</b>
<b>Windemere Township (Pine)</b>			
Minnesota Association of Townships	954	10.3%	98
<b>Total for Entity</b>	<b>\$954</b>		<b>\$98</b>
<b>Windom Township (Mower)</b>			
Minnesota Association of Townships	529	10.3%	54
<b>Total for Entity</b>	<b>\$529</b>		<b>\$54</b>



**Table 5**  
**2021 Lobbying Expenditures Paid With Association Dues**  
**Listed by Entity**

Name of Entity (County) Association Name	Total Local Government Dues	Proportion of Dues Used for Lobbying	Total Dues Used for Lobbying
<b>Windsor Township (Traverse)</b>			
Minnesota Association of Townships	290	10.3%	30
<b>Total for Entity</b>	<b>\$290</b>		<b>\$30</b>
<b>Winfield Township (Renville)</b>			
Minnesota Association of Townships	333	10.3%	34
<b>Total for Entity</b>	<b>\$333</b>		<b>\$34</b>
<b>Wing River Township (Wadena)</b>			
Minnesota Association of Townships	483	10.3%	50
<b>Total for Entity</b>	<b>\$483</b>		<b>\$50</b>
<b>Winger Township (Polk)</b>			
Minnesota Association of Townships	330	10.3%	34
<b>Total for Entity</b>	<b>\$330</b>		<b>\$34</b>
<b>Winnebago Township (Faribault)</b>			
Minnesota Association of Townships	329	10.3%	34
<b>Total for Entity</b>	<b>\$329</b>		<b>\$34</b>
<b>Winnebago Township (Houston)</b>			
Minnesota Association of Townships	347	10.3%	36
<b>Total for Entity</b>	<b>\$347</b>		<b>\$36</b>
<b>Winona County</b>			
Association of Minnesota Counties	20,486	17.0%	3,483
Greater Minnesota Parks and Trails	450	62.7%	282
Minnesota Inter-County Association	14,797	42.0%	6,215
<b>Total for Entity</b>	<b>\$35,733</b>		<b>\$9,980</b>
<b>Winona Port Authority</b>			
Minnesota Ports Association	5,669	100.0%	5,669
<b>Total for Entity</b>	<b>\$5,669</b>		<b>\$5,669</b>
<b>Winona Soil and Water Conservation District</b>			
Minnesota Association of Soil and Water Conservation Districts	4,751	15.0%	713
<b>Total for Entity</b>	<b>\$4,751</b>		<b>\$713</b>
<b>Winsor Township (Clearwater)</b>			
Minnesota Association of Townships	299	10.3%	31
<b>Total for Entity</b>	<b>\$299</b>		<b>\$31</b>

**Table 5**  
**2021 Lobbying Expenditures Paid With Association Dues**  
**Listed by Entity**

Name of Entity (County) Association Name	Total Local Government Dues	Proportion of Dues Used for Lobbying	Total Dues Used for Lobbying
<b>Winsted Township (McLeod)</b>			
Minnesota Association of Townships	633	10.3%	65
<b>Total for Entity</b>	<b>\$633</b>		<b>\$65</b>
<b>Wirt Township (Itasca)</b>			
Minnesota Association of Townships	301	10.3%	31
<b>Total for Entity</b>	<b>\$301</b>		<b>\$31</b>
<b>Wisconsin Township (Jackson)</b>			
Minnesota Association of Townships	336	10.3%	35
<b>Total for Entity</b>	<b>\$336</b>		<b>\$35</b>
<b>Wiscoy Township (Winona)</b>			
Minnesota Association of Townships	456	10.3%	47
<b>Total for Entity</b>	<b>\$456</b>		<b>\$47</b>
<b>Wolf Lake Township (Becker)</b>			
Minnesota Association of Townships	430	10.3%	44
<b>Total for Entity</b>	<b>\$430</b>		<b>\$44</b>
<b>Wolford Township (Crow Wing)</b>			
Minnesota Association of Townships	470	10.3%	48
<b>Total for Entity</b>	<b>\$470</b>		<b>\$48</b>
<b>Wolverton Township (Wilkin)</b>			
Minnesota Association of Townships	305	10.3%	31
<b>Total for Entity</b>	<b>\$305</b>		<b>\$31</b>
<b>Wood Lake Township (Yellow Medicine)</b>			
Minnesota Association of Townships	335	10.3%	35
<b>Total for Entity</b>	<b>\$335</b>		<b>\$35</b>
<b>Woodland Township (Wright)</b>			
Minnesota Association of Townships	783	10.3%	81
<b>Total for Entity</b>	<b>\$783</b>		<b>\$81</b>
<b>Woodrow Township (Beltrami)</b>			
Minnesota Association of Townships	297	10.3%	31
<b>Total for Entity</b>	<b>\$297</b>		<b>\$31</b>

**Table 5**  
**2021 Lobbying Expenditures Paid With Association Dues**  
**Listed by Entity**

Name of Entity (County) Association Name	Total Local Government Dues	Proportion of Dues Used for Lobbying	Total Dues Used for Lobbying
<b>Woodrow Township (Cass)</b>			
Minnesota Association of Townships	529	10.3%	54
<b>Total for Entity</b>	<b>\$529</b>		<b>\$54</b>
<b>Woods Township (Chippewa)</b>			
Minnesota Association of Townships	331	10.3%	34
<b>Total for Entity</b>	<b>\$331</b>		<b>\$34</b>
<b>Woodside Township (Otter Tail)</b>			
Minnesota Association of Townships	423	10.3%	44
<b>Total for Entity</b>	<b>\$423</b>		<b>\$44</b>
<b>Woodside Township (Polk)</b>			
Minnesota Association of Townships	491	10.3%	51
<b>Total for Entity</b>	<b>\$491</b>		<b>\$51</b>
<b>Woodville Township (Waseca)</b>			
Minnesota Association of Townships	837	10.3%	86
<b>Total for Entity</b>	<b>\$837</b>		<b>\$86</b>
<b>Workman Township (Aitkin)</b>			
Minnesota Association of Townships	336	10.3%	35
<b>Total for Entity</b>	<b>\$336</b>		<b>\$35</b>
<b>Worthington Township (Nobles)</b>			
Minnesota Association of Townships	443	10.3%	46
<b>Total for Entity</b>	<b>\$443</b>		<b>\$46</b>
<b>Wrenshall Township (Carlton)</b>			
Minnesota Association of Townships	466	10.3%	48
<b>Total for Entity</b>	<b>\$466</b>		<b>\$48</b>
<b>Wright County</b>			
Association of Minnesota Counties	33,058	17.0%	5,620
Greater Minnesota Parks and Trails	900	62.7%	564
Minnesota Rural Counties Caucus	2,900	43.0%	1,247
<b>Total for Entity</b>	<b>\$36,858</b>		<b>\$7,431</b>
<b>Wright Soil and Water Conservation District</b>			
Minnesota Association of Soil and Water Conservation Districts	5,099	15.0%	765
<b>Total for Entity</b>	<b>\$5,099</b>		<b>\$765</b>

**Table 5**  
**2021 Lobbying Expenditures Paid With Association Dues**  
**Listed by Entity**

Name of Entity (County) Association Name	Total Local Government Dues	Proportion of Dues Used for Lobbying	Total Dues Used for Lobbying
<b>Wright Township (Marshall)</b>			
Minnesota Association of Townships	305	10.3%	31
<b>Total for Entity</b>	<b>\$305</b>		<b>\$31</b>
<b>Wuori Township (Saint Louis)</b>			
Minnesota Association of Townships	520	10.3%	54
Range Association of Municipalities and Schools	300	75.1%	225
<b>Total for Entity</b>	<b>\$820</b>		<b>\$279</b>
<b>Wyandotte Township (Pennington)</b>			
Minnesota Association of Townships	312	10.3%	32
<b>Total for Entity</b>	<b>\$312</b>		<b>\$32</b>
<b>Wyanett Township (Isanti)</b>			
Minnesota Association of Townships	978	10.3%	101
<b>Total for Entity</b>	<b>\$978</b>		<b>\$101</b>
<b>Wykeham Township (Todd)</b>			
Minnesota Association of Townships	469	10.3%	48
<b>Total for Entity</b>	<b>\$469</b>		<b>\$48</b>
<b>Wylie Township (Red Lake)</b>			
Minnesota Association of Townships	292	10.3%	30
<b>Total for Entity</b>	<b>\$292</b>		<b>\$30</b>
<b>Yellow Bank Township (Lac qui Parle)</b>			
Minnesota Association of Townships	315	10.3%	32
<b>Total for Entity</b>	<b>\$315</b>		<b>\$32</b>
<b>Yellow Medicine County</b>			
Association of Minnesota Counties	9,419	17.0%	1,601
<b>Total for Entity</b>	<b>\$9,419</b>		<b>\$1,601</b>
<b>Yellow Medicine River Watershed District</b>			
League of Minnesota Cities	2,045	11.0%	225
Minnesota Association of Watershed Districts	6,167	33.4%	2,060
<b>Total for Entity</b>	<b>\$8,212</b>		<b>\$2,285</b>
<b>Yellow Medicine Soil and Water Conservation District</b>			
Minnesota Association of Soil and Water Conservation Districts	3,114	15.0%	467
<b>Total for Entity</b>	<b>\$3,114</b>		<b>\$467</b>

**Table 5**  
**2021 Lobbying Expenditures Paid With Association Dues**  
**Listed by Entity**

Name of Entity (County) Association Name	Total Local Government Dues	Proportion of Dues Used for Lobbying	Total Dues Used for Lobbying
<b>York Township (Fillmore)</b>			
Minnesota Association of Townships	451	10.3%	46
<b>Total for Entity</b>	<b>\$451</b>		<b>\$46</b>
<b>Young America Township (Carver)</b>			
Minnesota Association of Townships	565	10.3%	58
<b>Total for Entity</b>	<b>\$565</b>		<b>\$58</b>
<b>Yucatan Township (Houston)</b>			
Minnesota Association of Townships	442	10.3%	46
<b>Total for Entity</b>	<b>\$442</b>		<b>\$46</b>
<b>Zion Township (Stearns)</b>			
Minnesota Association of Townships	452	10.3%	47
<b>Total for Entity</b>	<b>\$452</b>		<b>\$47</b>
<b>Zumbro Township (Wabasha)</b>			
Minnesota Association of Townships	573	10.3%	59
<b>Total for Entity</b>	<b>\$573</b>		<b>\$59</b>
<b>Zumbrota Township (Goodhue)</b>			
Minnesota Association of Townships	523	10.3%	54
<b>Total for Entity</b>	<b>\$523</b>		<b>\$54</b>
<b>Total for All Entities*</b>	<b>\$13,382,880</b>		<b>\$3,892,073 *</b>

\*Due to rounding, this total is slightly different from the total on Table 6.

**Table 6**  
**2021 Lobbying Expenditures by Associations of Local Governments**

Association	Total Local Government Dues	Percent of Dues Used for Lobbying	Total Government Dues Used for Lobbying	Other Revenues	Total Lobbying Expenditures	Type of Entities Represented
Arrowhead Counties Association	\$20,000	85.0%	\$17,000	\$ ---	\$17,000	Counties
Association of Metropolitan Municipalities	621,602	46.5%	289,045	---	289,045	Cities
Association of Metropolitan School Districts, Inc.	467,985	74.8%	350,053	---	350,053	School Districts
Association of Minnesota Counties	1,497,207	17.0%	254,525	---	254,525	Counties
Coalition of Greater Minnesota Cities	1,310,508	68.2%	893,766	30,231	923,997	Cities
Coalition of Utility Cities	157,233	76.2%	119,812	---	119,812	Cities
Greater Minnesota Parks and Trails	26,225	62.7%	16,443	3,202	19,645	Cities and Counties
Greater Minnesota Partnership	33,000	80.2%	26,466	91,982	118,448	Cities and Special Districts
Highway 14 Partnership	31,000	51.5%	15,965	3,245	19,210	Cities and Counties
League of Minnesota Cities	3,821,360	11.0%	420,350	271,444	691,794	Cities and Special Districts
Minnesota Association of Small Cities	91,178	55.0%	50,148	---	50,148	Cities
Minnesota Association of Soil and Water Conservation Districts	332,618	15.0%	49,893	---	49,893	Special Districts
Minnesota Association of Townships	857,484	10.3%	88,321	---	88,321	Towns
Minnesota Association of Watershed Districts	208,764	33.4%	69,727	---	69,727	Special Districts
Minnesota Environmental Science and Economic Review Board	197,394	12.2%	24,082	1,942	26,024	Cities and Special Districts
Minnesota Inter-County Association	474,105	42.0%	199,124	---	199,124	Counties
Minnesota Ports Association	42,500	100.0%	42,500	---	42,500	Special Districts
Minnesota Rural Counties Caucus	80,900	43.0%	34,787	---	34,787	Counties
Minnesota Rural Education Association	398,745	36.3%	144,744	31,359	176,103	School Districts
Minnesota School Boards Association	1,973,107	8.8%	173,633	---	173,633	School Districts
Municipal Legislative Commission	174,748	87.5%	152,905	---	152,905	Cities
North Metro Mayors Association	177,441	76.5%	135,742	---	135,742	Cities
Range Association of Municipalities and Schools	43,300	75.1%	32,518	---	32,518	Cities, Towns, and School Districts
Schools for Equity in Education	261,906	80.2%	210,049	3,154	213,203	School Districts
Suburban Transit Association	82,570	97.5%	80,506	---	80,506	Special Districts
<b>Total for Associations</b>	<b><u>\$13,382,880</u></b>	<b>29.1%</b>	<b><u>\$3,892,104</u> *</b>	<b><u>\$436,559</u></b>	<b><u>\$4,328,663</u></b>	

\*Due to rounding, this total is slightly different from the total on Table 5.

## **Appendix A**

### **2021 Local Government Lobbying Expenditures Reporting Form**





## Instructions

### Lobbying Expenditure Reporting Form for Local Governments

#### **Type of Entity**

Select type of entity from drop down list.

#### **Name of Entity**

Select name of entity from drop down list.

#### **Primary Contact**

- 1) Include the name, phone number, fax (if applicable), and email address of the senior elected or appointed official for the entity.
- 2) Provide the address for the entity.

#### **Person Completing the Form**

Provide the name of the person completing the form and work contact information including phone number, fax, and email as the information provided is public and available upon request.

#### **Contract Lobbyists**

If you paid for services of a lobbyist as defined in Minnesota Statutes § 10A.01, subdivision 21, identify the firm or individual retained for these services by your local government, and indicate the total amount paid to that firm or individual for the purpose of attempting to influence legislative or administrative action, including the amount paid for expenses.

**“Not Used”** - Contract lobbyist names are pre-populated from last years reporting. If you did not use the lobbyist/firm for this reporting period, please check the box(es).

*NOTE: Expenditures for contract lobbyists do NOT include dues paid to local government associations. These associations report membership and lobbying expenditures directly to the Office of the State Auditor. Examples of these associations include the League of Minnesota Cities and the Minnesota School Boards Association.*

## **Employees**

- 1) **Names** - Identify all employees of the local government who are registered lobbyists as defined in Minnesota Statutes § 10A.01, subdivision 21. Also include any employees that spend at least 25 percent of their time during the legislative session on legislative matters but who are not registered as lobbyists.
- 2) **Salary and benefits (A & B)** - For each employee listed, provide the annual salary, cost of benefits (health, dental, employer-paid life insurance and retirement benefits -including employer-paid FICA) and expense reimbursements.
- 3) **Time spent (C)** - Estimate the percent of the employee's time that was spent lobbying the state legislature and/or state administrative agencies for the calendar year. When estimating the percent of time spent on lobbying, include time related to lobbying. For example, include time spent preparing for the legislative session, addressing legislative-related issues with local officials, legislators, state agency staff, other local government representatives, citizens, and other interested organizations. Include time spent monitoring legislative hearings. Include the time spent working with state agencies on the development and implementation of administrative rules for programs and policies that affect local governments.
- 4) **Expenses (D)** - Estimate employee expense reimbursements that are related to lobbying. Expenses related to lobbying include reimbursements to the employee for items such as travel, food, and the cost of materials.
- 5) **Total Costs of Employee Lobbying Efforts (E)** - Add the salary and benefits for the employee (A+B), multiply that amount by the percentage of time spent on lobbying (C), then add the expenses related to lobbying (D). The total amount, in dollars is reported in (E).

## **All Other Expenditures Related to Lobbying**

List expenditures associated with the calendar year lobbying effort exclusive of the salary and benefits of employees who lobby. Examples of items to include are: the actual costs of publication and distribution of lobbying materials; other printing; media (including the cost of production); postage; travel; fees, including allowances; entertainment; telephone; and other expenses. (Minnesota Statutes § 10A.04, subdivision 4.) All expenditures for advertising, mailing, research, analysis, compilation and dissemination of information, and public relations campaigns related to legislative action, administrative action, or the official action of metropolitan governmental units in this State should be included. Costs of production of material that directly support lobbying, and general administrative and overhead expenditures should also be included. (Minnesota Rule 4511.0600, subp. 5).

The prorated amount of salary and benefits of those employees who assist in research, administration, communication, and support for lobbying should also be included.

## **Appendix B**

### **2021 Lobbying Cost Reporting Form for Associations of Local Governments**

**Office of the State Auditor**

*Please round to the nearest dollar amount where applicable*

**2021 Lobbying Cost Reporting Form for Associations of Local Governments**

Name of Association: \_\_\_\_\_

Organizational Structure: \_\_\_\_\_

Primary Contact: \_\_\_\_\_

Title: \_\_\_\_\_ *First Name Middle Name Last Name* Phone No.: \_\_\_\_\_

Email: \_\_\_\_\_

Person Completing Form: \_\_\_\_\_

Phone No.: \_\_\_\_\_ *First Name Middle Name Last Name* Fax: \_\_\_\_\_

Email: \_\_\_\_\_

Association Address: \_\_\_\_\_

City: \_\_\_\_\_ Zip Code: \_\_\_\_\_ State: \_\_\_\_\_

Total percentage of dues spent on lobbying: \_\_\_\_\_

Total dues paid by all association members: \$ - From Next Page

Total amount association dues spent on lobbying: \$ - From Next Page

Revenues other than dues used for lobbying: \$ -

Total amount association spent on lobbying: \$ -

**THIS INFORMATION IS PUBLIC IT WILL BE AVAILABLE TO ANYONE ON REQUEST.**

**Contract Lobbyists**

*If you paid for services of a lobbyist as defined in Minnesota Statutes § 10A.01, subdivision 21, identify the firm or individual retained for these services by your local government, and indicate the total amount paid to that firm or individual for the purpose of attempting to influence legislative or administrative action.*

Contract Lobbyist or Firm Name	Amount Billed for Lobbying During the 2021 Calendar Year
_____	_____
_____	_____
_____	_____
_____	_____
_____	_____
_____	_____
_____	_____
_____	_____
_____	_____
_____	_____

**EMPLOYEES**

*Please list the total amount of employee compensation that was paid for the purpose of attempting to influence legislative or administrative action.*

Total amount of employee compensation used for lobbying purposes.\* \_\_\_\_\_

Please list all other costs associated with lobbying services not included in other categories.\* \_\_\_\_\_

\* See instruction sheet for clarification



# Instructions

## Lobbying Expenditure Reporting Form for Local Governments Associations

### General Information

- 1) The name of your association should be pre-populated.
- 2) Choose from the dropdown menu the choice that best describes your Association's organizational structure.
- 3) Provide the full name of the chief executive officer of the Association and public/work contact information.
- 4) Provide the name of the person completing the form and their public/work contact information at the Association.
- 5) Provide the address of the Association.

NOTE: Information provided is public and available upon request.

### Lobbying Expenditures

*When entering numbers, where applicable, please round the amounts to the nearest dollar.*

- 1) Enter the percentage of members' dues spent on lobbying. The percentage entered will carry forward to page 2 of the form.
- 2) **"Total dues paid by all Association members"** will automatically be calculated. The total will be the sum of the individual membership dues listed on page 2 of the reporting form.
- 3) **"Total amount of Association dues spent on lobbying"** will automatically be calculated. The total will be the percentage of dues used for lobbying purposes times the total of dues paid.
- 4.) Enter **"Revenues other than dues used for lobbying"** which is the amount of revenue provided by sources other than dues that is used for lobbying purposes.
- 5.) Enter the **"Total amount the Association spent on lobbying"** which should equal the sum of the total for Contract Lobbyists, Employees, and All Other expenditures.

### Contract Lobbyists

If you paid for a lobbyist as defined in Minnesota Statutes § 10A.01, subdivision 21, identify the firm or individual retained for these services by your local government, and indicate the total amount paid to that firm or individual for the purpose of attempting to influence legislative or administrative action.

The form is pre-populated with the previous year's entries. If you have retained a new lobbyist, you can overwrite the pre-populated box by using the dropdown menu and selecting a different lobbyist, or add a new lobbyist if it does not exist in the dropdown menu. If you have fewer lobbyists this year, simply use the delete key to clear the cells with the names of the lobbyists no longer with the association.

1) **“Amount Billed for Lobbying for the Calendar Year”** should include:

a) The actual “cost of publication and distribution of each publication used in lobbying; other printing; media (including the cost of production); postage; travel; fees, including allowances; entertainment; telephone and telegraph; and other expenses.” (Minnesota Statutes § 10A.04, subdivision 4.)

b) “[A]ll expenditures for advertising, mailing, research, analysis, compilation and dissemination of information, and public relations campaigns related to legislative action, administrative action, or the official action of metropolitan governmental units in this state.” Also, “all salaries and administrative expenses attributable to activities of the principal relating to efforts to influence legislative action, administrative action, or the official action of metropolitan governmental units.” (Minnesota Statutes § 10A.04, subdivision 6)

c) Costs of production of material that directly support lobbying, and general administrative and overhead are included as costs. (Minnesota Rule 4511.0600, subp. 5).

### **Employee Lobbyists**

1) **Total amount of employee compensation used for lobbying:** To calculate the total amount of employee compensation allocated for lobbying purposes, please use the following method:

For each employee involved in lobbying, estimate the percentage of their time allocated to this activity and multiply it times the total annual compensation of the employee (health, dental, employer-paid life insurance and retirement benefits – including employer-paid FICA).

For example if the total compensation of the employee is \$100,000, and 25 percent of their time is spent on lobbying, \$25,000 would be the amount spent on lobbying for that employee. Perform this calculation for all employees involved in the lobbying effort, and then add the amounts together for the total.

2) **All Other Costs Associated with Lobbying:** Include all costs associated with lobbying not accounted for in the other categories, including costs associated with other employees of the association such as the prorated amount of salary and benefits of those employees who assist in research, administration, communication, and support for lobbying. Do not include the salary and benefits of those previously listed as employee or contract lobbyists.

### **Association Member Page**

The form is pre-populated with known members of the association. Additional members can be added at the bottom of the list.

Include the amount, in dollars, of total dues paid by the individual member. If an entity is no longer a member, leave the “dues paid” box blank and that entity will not appear next year.

The proportion of dues used for lobbying purposes is pre-populated based on the amount listed on the first page of the form.

The information for this report is collected in accordance with Minnesota Statutes § 6.76. The form is due by January 31.