

**BOARD OF COUNTY COMMISSIONERS  
GOODHUE COUNTY, MINNESOTA**

June 20, 2023

---

Moved by C/Greseth, seconded by C/Anderson, and carried to approve the following resolution for the Performance Measurement Program on the consent agenda:

WHEREAS In 2010, the Minnesota Legislature created the Council on Local Results and Innovation; and

WHEREAS The County on Local Results and Innovation developed a standard set of performance measures that will aid residents, taxpayers and state and local elected officials in determining the efficacy of counties in providing services and measure residents' opinion of those services; and

WHEREAS Benefits to Goodhue County for participation in the Minnesota Council on Local Results and Innovation's comprehensive performance measurement program are outlined in MS 6.91 and include eligibility for a reimbursement of \$.14 per capita, as set by State statute; and

WHEREAS Any city or county participating in the comprehensive performance measurement program is also exempt from levy limits for taxes, if levy limits are in effect; and

WHEREAS The Goodhue County Board has adopted and implemented at least 10 of the performance measures, as developed by the Council on Local Results and Innovation, and a system to use this information to help plan, budget, manage and evaluate programs and processes for optimal future outcomes;

NOW THEREFORE LET IT BE RESOLVED THAT, Goodhue County will continue to report the results of the performance measures to its citizenry by the end of the year through publication, direct mailing, posting on the County's website, or through a public hearing at which the budget and levy will be discussed and public input allowed.

BE IT FURTHER RESOLVED, Goodhue County will submit to the Office of the State Auditor the actual results of the performance measures adopted by the County.

---


State of Minnesota  
County of Goodhue

Majerus	Yes <u>X</u>	No <u>  </u>
Betcher	Yes <u>X</u>	No <u>  </u>
Greseth	Yes <u>X</u>	No <u>  </u>
Anderson	Yes <u>X</u>	No <u>  </u>
Flanders	Yes <u>X</u>	No <u>  </u>

---

I, Scott O. Arneson, duly appointed, County Administrator of the County of Goodhue, State of Minnesota, do hereby certify that I have compared the foregoing copy of a resolution with the original minutes of the proceedings of the Board of County Commissioners, Goodhue County, Minnesota at their session held on the 20<sup>th</sup> day of June, 2023, now on file in my office, and have found the same to be a true and correct copy thereof.

Witness my hand and official seal at Red Wing, Minnesota, this 20<sup>th</sup> day of June, 2023.

  
\_\_\_\_\_  
Scott O. Arneson  
County Administrator

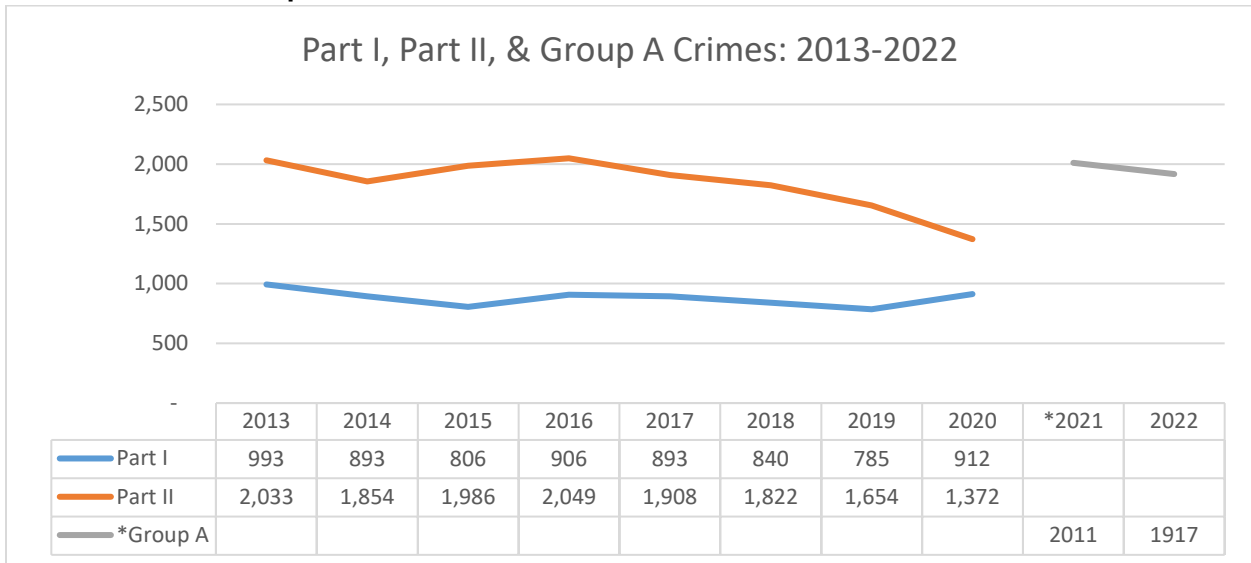
---



# PERFORMANCE MEASURES - 2023

## PUBLIC SAFETY

### Part I, Part II, & Group A Crime Rates

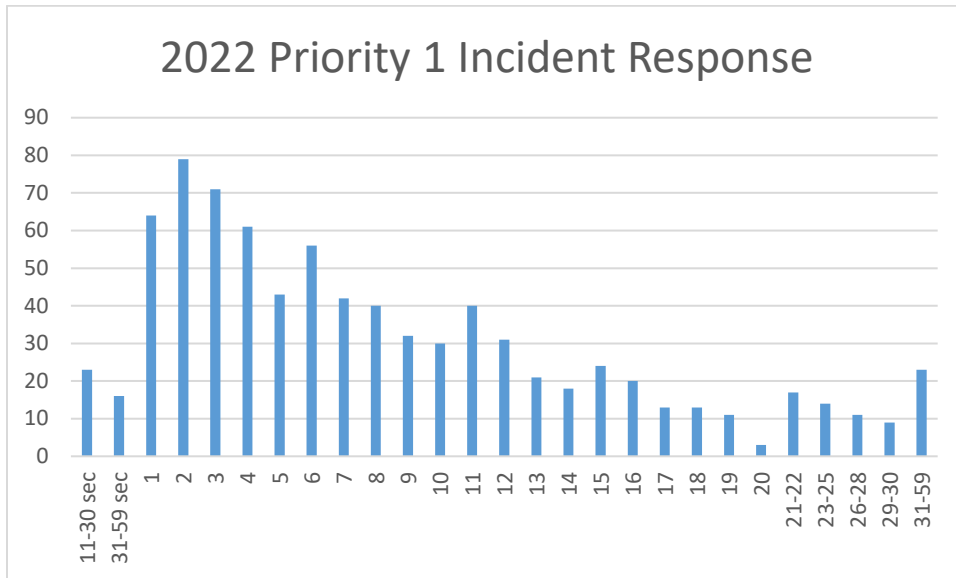


Part I crimes include homicide, sexual assault, robbery, aggravated assault, arson, human trafficking, burglary, larceny, and motor vehicle thefts. Part II crimes include other assaults, forgery/counterfeiting, fraud, embezzlement, property theft, vandalism, weapons violations, prostitution and other sex offenses, drug abuse violations, gambling, offenses against family and children, driving under the influence and other liquor law violations, disorderly conduct, vagrancy and all other offenses that do not fit in the Part I or any other category. Data shown is number of occurrences per type. \*The reporting types of crimes and detail about those crimes changed with the introduction of the Minnesota Crime Data Explorer and the National Incident-Based Reporting System. Group A Offences are categorized as crimes against persons, crimes against property and crimes against society.

Data source: Minnesota Department of Public Safety, Uniform Crime Report(s) (2013-2020); Minnesota Crime Data Explorer webpage: [cde.state.mn.us](http://cde.state.mn.us) (2021-2022).

## Deputy Response Time

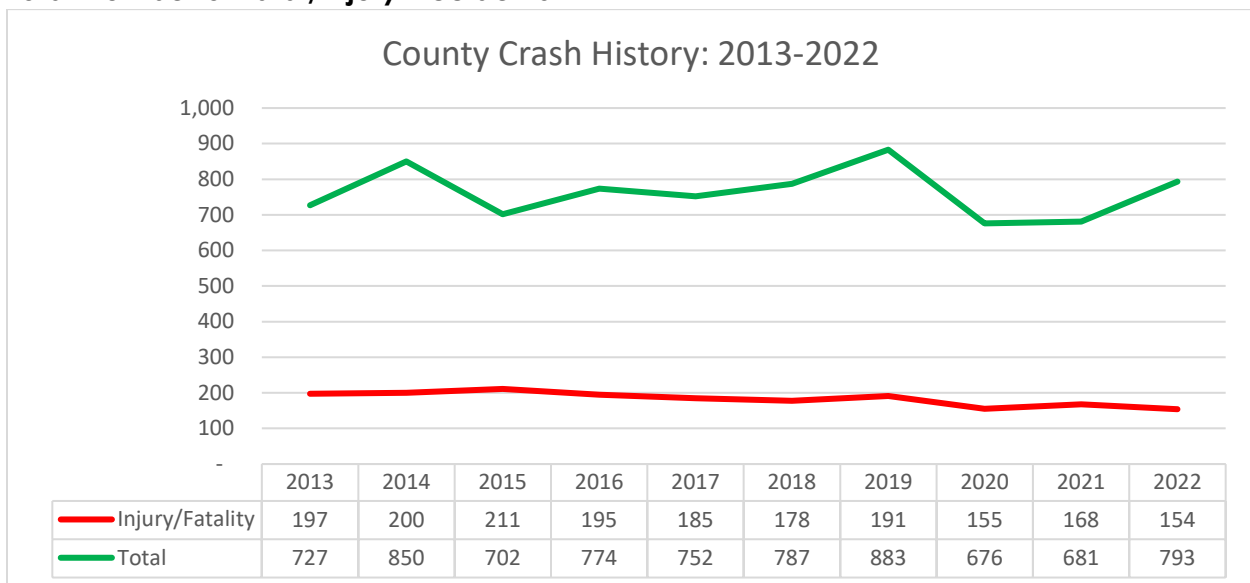
The Goodhue County Sheriff's Office responded to 6,378 Priority 1 incidents between 1/1/22 and 12/31/22.



Data source: Goodhue County Sheriff's Office

(Note: Accurate response time from dispatch to arrival on scene is dependent on deputies reporting scene arrival to dispatch in a timely manner. Data included in the graph above is based on 825 incidents. Of the 6,378 total incidents, 4,932 had a response time of 0:00 and 621 had times over greater than 1 hour.)

## Total Number of Fatal/Injury Accidents



Data Source: Minnesota Department of Public Safety, Office of Traffic Safety, Comprehensive Annual Traffic Crash Data Report(s) (2013-2020). MN Crash webpage: [mncrash.state.mn.us](http://mncrash.state.mn.us) (2021-2022).

## PUBLIC WORKS

### Snow Plowing Time

It takes an average of 4 hours to plow county roadways during an average snowfall event

Data Source: internal county records

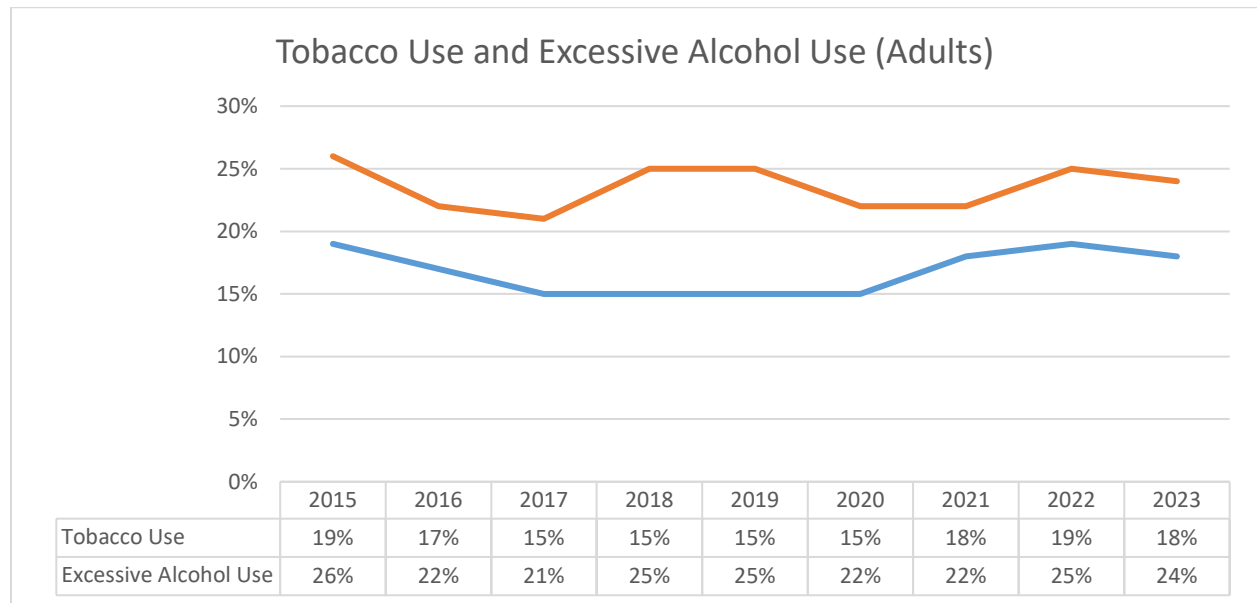
## PUBLIC HEALTH AND SOCIAL SERVICES

### General Life Expectancy

Average Life expectancy in Goodhue County is 79 as of 2023. The average for all Minnesota counties is 80.4. There are 24 counties with the same or lower average life expectancies and 62 with higher values than Goodhue County.

Data Source: [www.countyhealthrankings.org](http://www.countyhealthrankings.org)

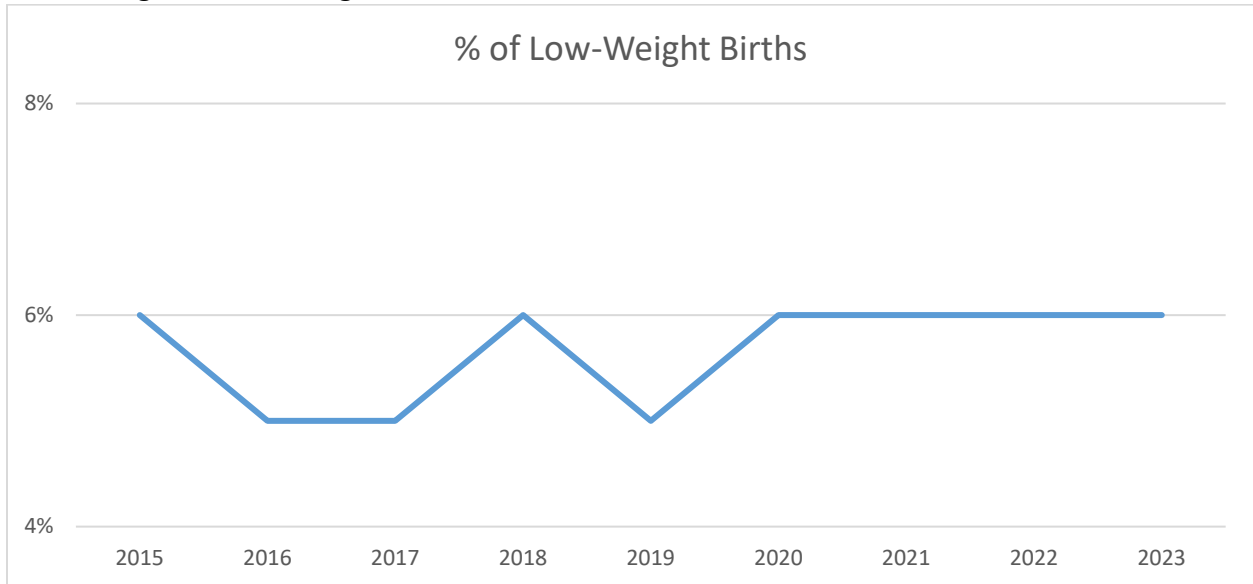
### Tobacco Use and Alcohol Use



The average % for all Minnesota counties for tobacco use in 2023 is 16%. The range in Minnesota Counties is 14-26%. Tobacco use includes cigarettes and smokeless tobacco use. The average % for all Minnesota counties for excessive drinking in 2023 is 19%. The range in Minnesota Counties is 20-32%.

Data Source: [www.countyhealthrankings.org](http://www.countyhealthrankings.org)

### Percentage of Low-Weight Births



The average for Minnesota is 7%. The average for the United States is 8%.

Data Source: [www.countyhealthrankings.org](http://www.countyhealthrankings.org)

### Child Support Program Effectiveness

Child support is money a parent is court-ordered to pay to their child's other parent or caregiver for the support of a child. Program effectiveness is calculated as the total dollars collected by the County for the year divided by the total dollars distributed for child support services during that same year. This calculation is a form of Return on Investment, and is also referred to as the "CSPIA collections/expense ratio".

Year	Ratio
2014	\$ 4.22
2015	\$ 4.03
2016	\$ 3.85
2017	\$ 4.39
2018	\$ 4.10
2019	\$ 3.88
2020	\$ 4.19
2021	\$ 3.52
2022	\$ 3.22

Goodhue County ranks 57 out of 77 applicable counties for 2022. The statewide ratio for 2022 was \$2.91.

Data Source: Minnesota Department of Human Services, Child Support Performance report

## PROPERTY RECORDS, VALUATION, ASSESSMENT

### Level of Assessment Ratio

Property Type	Median Ratio
Commercial	94.45%
Residential	97.84% *
Agricultural/Rural	103.07 **

Data source; Minnesota Department of Revenue, 2022 Assessment Sales Ratio Study. (Note: the Department of Revenue proscribes that assessments should consistently fall within a range of 95% - 105%.

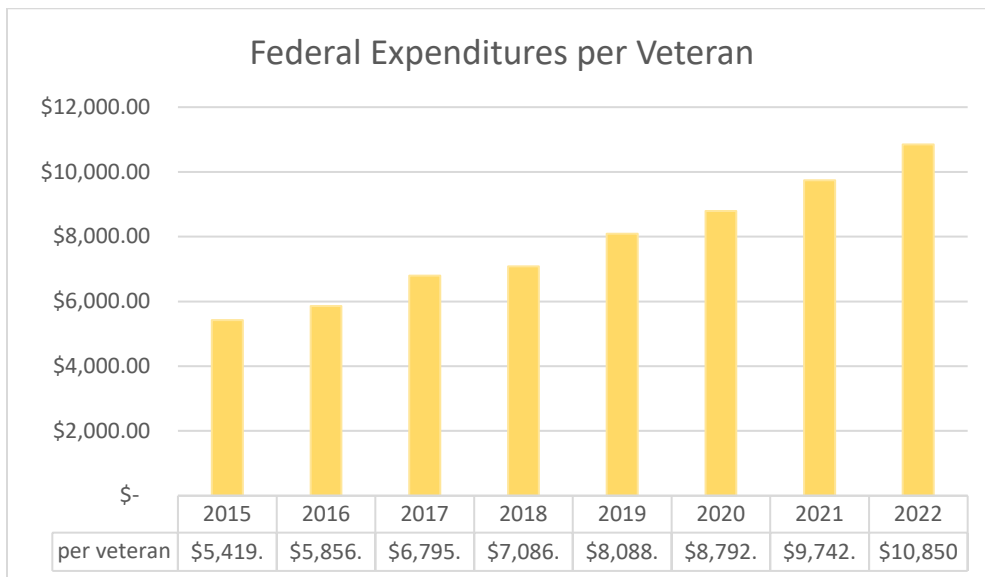
\* Simple (not weighted) average of Residential, Seasonal On- and Off-water categories

\*\* Simple (not weighted) average of Rural vacant and agricultural (bare and improved) land.

## VETERANS SERVICES

### Dollars for Veterans' Benefits

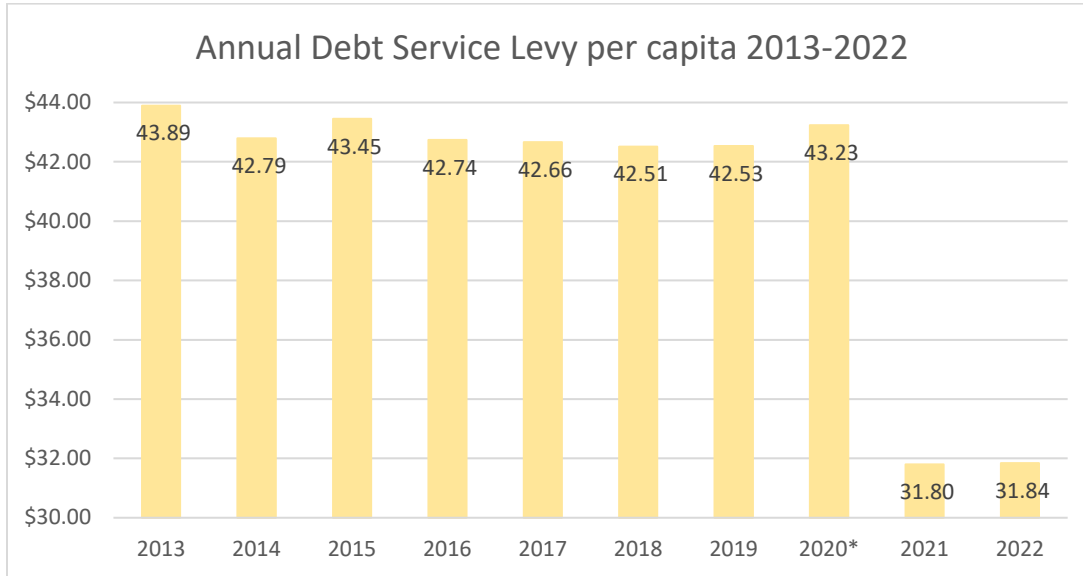
Federal expenditures in Goodhue County for veterans' benefits totaled \$33,192,000 for 2022. Combined with a decrease of 21.88% of the County's veteran population from 2015-2022, Goodhue County has had an increase of funds per veteran of over 100% between 2015 and 2022.



Data source: U.S. Department of Veterans Affairs, National Center for Veterans Analysis and Statistics, Expenditures report

# BUDGET AND FINANCIAL

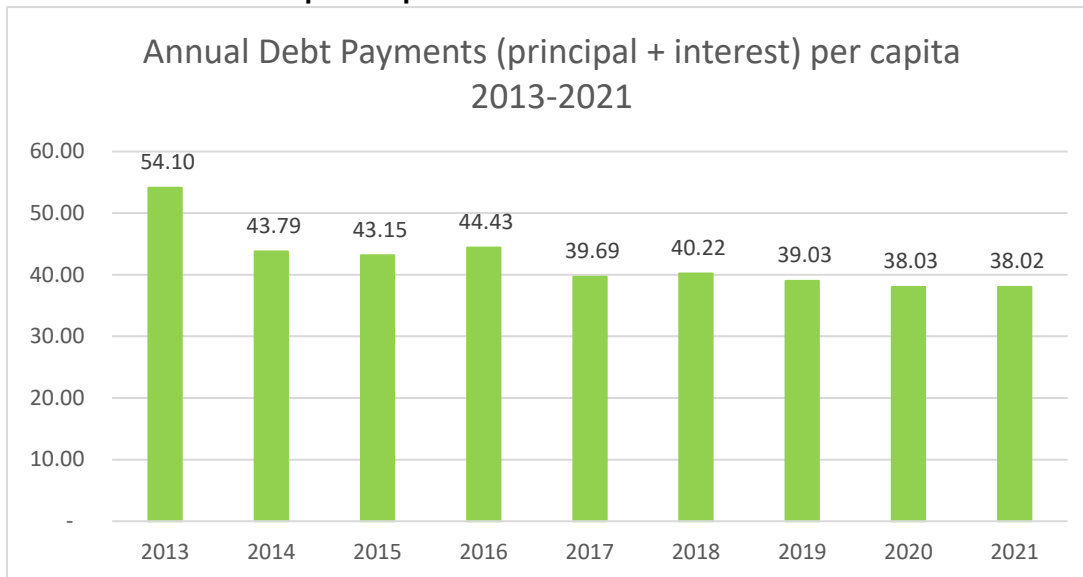
## Annual Debt Service Levy per Capita



\*2020 includes anticipated expense for the Landfill Program with State.

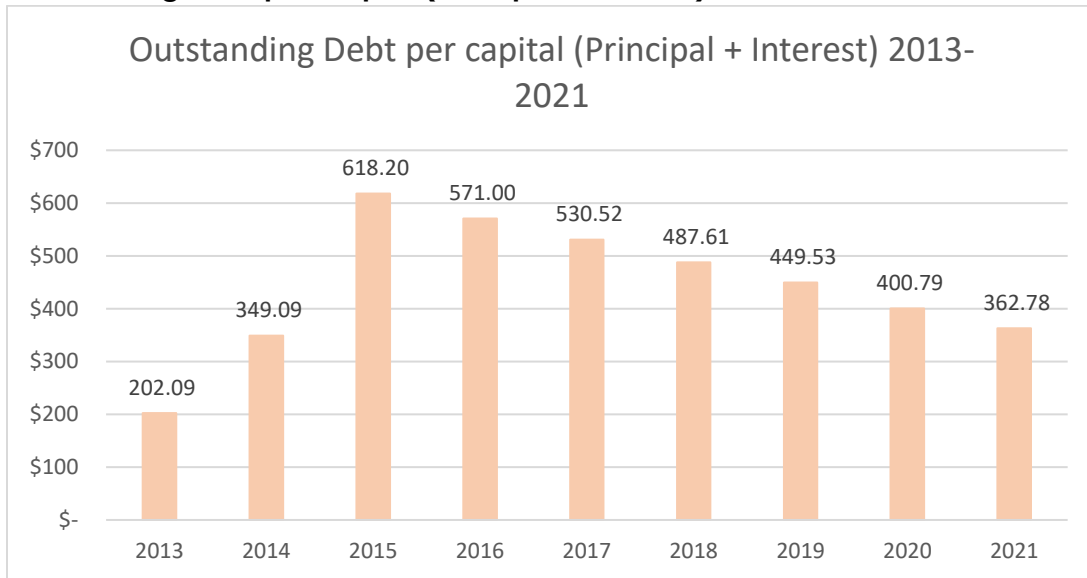
Data sources: Debt service levy-annual approved budget (detail budget); Population-(federal) Bureau of Economic Analysis for years 2013-2017, Minnesota State Demographic Center for years 2018-2019, 2020, 2022, Census for years 2020-2021.

## Annual Debt Service per Capita



Data sources: Debt service-annual financial statements; Population-(federal) Bureau of Economic Analysis for years 2013-2017, Minnesota State Demographic Center for years 2018-2019, Census 2020-2021. 2022 data was not available at the time of the filing of this report.

## Outstanding Debt per Capita (Principal + Interest)



Data sources: Debt service-annual financial statements; Population-(federal) Bureau of Economic Analysis for years 2013-2017, Minnesota State Demographic Center for years 2018-2019, Census 2020-2021. 2022 data was not available at the time of the filing of this report.

## ELECTIONS

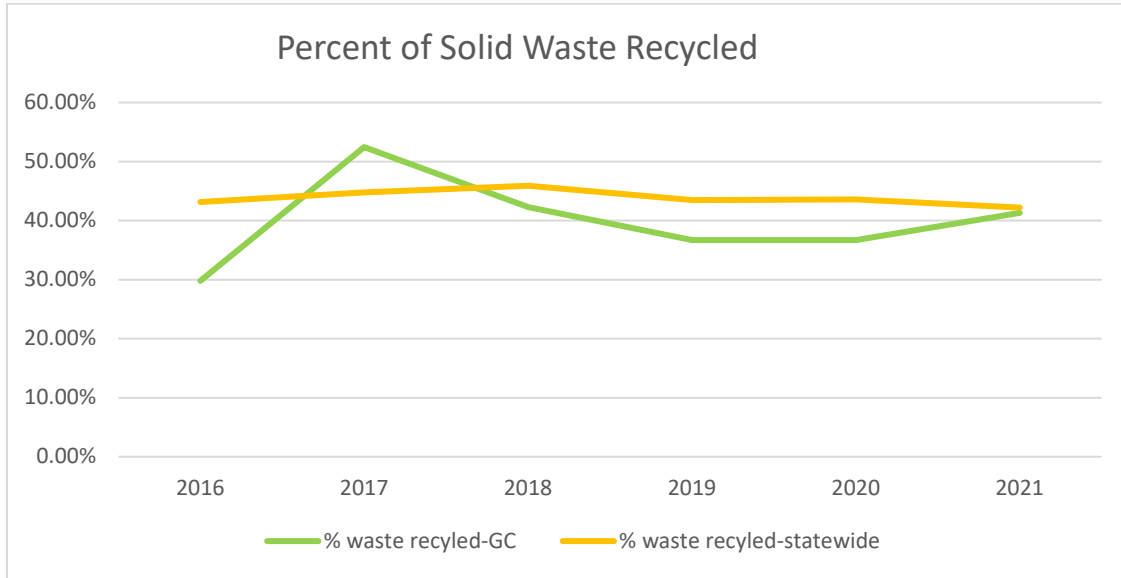
### Accuracy of Post-Election Audit

Internal audits following the 2016, 2018, 2020, and 2022 general elections showed that 100% of ballots were accurately tabulated. One of our precincts was selected for external review by the Elections Administration division of the Office of the Minnesota Secretary of State following the 2018 election; no issues were found during that review. We did not have a precinct selected for audit by the Office of the Minnesota Secretary of State following the 2020 or 2022 elections.



# ENVIRONMENTAL

## Recycling Percentage



The state-wide average for all counties for 2021 was 42.2%. Goodhue County was slightly below-average in 2021 (41.3%). 2022 data was not available at the time of the filing of this report.

Data source: Minnesota Pollution Control Agency, 2021 SCORE report