

Bob Fox, Chair
Renville County Board of Commissioners
Renville County Government Services Center
Suite 315
105 South 5th Street
Olivia, MN 56277-1484

Phone: 320-523-3710
Fax: 320-523-3801

Affirmative Action - Equal Opportunity Employer

RESOLUTION 11-16

DECLARATION OF PARTICIPATION IN THE PERFORMANCE MEASUREMENT PROGRAM AND FILING OF THE 2016 PERFORMANCE MEASUREMENT PROGRAM REPORTING REQUIREMENTS

WHEREAS, on June 14, 2011, the Renville County Board of Commissioners voted to participate in the Performance Measurement Program created by the Council on Local Results and Innovations; and

WHEREAS, Renville County understands that by electing to participate in the standard measures program for 2016, that Renville County is eligible for a reimbursement of \$0.14 per capita in local government aid, not to exceed \$25,000, and is also exempt from levy limits under Minnesota Statutes, Sections 275.70 to 275.74, for taxes payable in 2017, if levy limits are in effect; and

WHEREAS, by July 1, 2016, Renville County understands that annual reporting to the Office of the Minnesota State Auditor will be required by the County to participate in the program.

NOW, THEREFORE, BE IT RESOLVED THAT The Renville County Board of Commissioners agrees to continue to participate in the Performance Measurement Program created by the Council on Local Results and Innovations.


BE IT FURTHER RESOLVED THAT Renville County has adopted and implemented a minimum of ten performance measures developed by the Council on Local Results and Innovation and agreed to by the Office of the State Auditor.

BE IT FURTHER RESOLVED THAT Renville County has implemented a local performance measurement system as developed by the Council on Local Results and Innovation.

BE IT FURTHER RESOLVED THAT Renville County will report the results of the ten adopted measures to its residents before the end of the calendar year by posting the results on the County's website, publication, or at a public meeting at which the budget and levy will be discussed and public input allowed.

SERVICE • STEWARDSHIP • SHARED RESPONSIBILITY

RENVILLE COUNTY



Renville County, Minnesota
Resolution 11-16
May 24, 2016
Page 2 of 2

BE IT FURTHER RESOLVES THAT Renville County will survey its residents by the end of the calendar year on the services included in the adopted performance benchmarks that require survey results to establish output measures for a performance benchmark.

BE IT FURTHER RESOLVED, THAT Renville County will submit to the Office of the State Auditor the actual results of the performance measures adopted by the County.

Adopted by the Renville County Board of Commissioners on the 24th day of May, 2016.

RENVILLE COUNTY BOARD OF COMMISSIONERS




Bob Fox, Chair

CERTIFICATION

I, Sara Folsted, Renville County Administrator, do hereby certify that the above is a true and correct copy of Resolution 11-16 adopted by the Renville County Board of Commissioners on the 24th day of May, 2016



Sara Folsted, Renville County Administrator



June 29, 2016

Office of the State Auditor

525 Park Street, Suite 500

St. Paul, MN 55103

The following are the most recent performance measurement reporting results for Renville County. After discussion, the County Board of Commissioners eliminated the measure for hours to plow a complete system during a snow event and replaced it with two new measures to track performance in the recycling rate and bridge sufficiency ratings.

1. Performance Measure: Part I and Part II Crime Rates

Performance Goal: Decrease Part I and Part II Crime Rates

Outcome: The Renville County Sheriff's Office had 125 Part I crime events in 2015. There were 517 Part II crime events in 2015. Please note this report contains information for Cities under contract for law enforcement services from the Renville County Sheriff's Office. For 2015, this includes the Cities of Bird Island and Morton. For 2016 it will also include the Cities of Sacred Heart and Franklin.

2. Performance Measure: Recycling Rate

Performance Goal: Increase Recycling Rate for Renville County to 50%.

Outcome: The recycling rate for Renville County is approximately 25%. This is a new performance measure for 2015.

3. Performance Measure: Average County Pavement Condition Rating

Performance Goal: To improve the average county pavement condition rating over 5 years.

Outcome: Renville County Average Pavement Condition Rating is 2.8/4. State Aid will be conducting a physical rating of our roads this summer. Updated rating should be available for 2016 report.

4. Performance Measure: Average County Bridge Sufficiency Rating

Performance Goal: To improve the average county bridge sufficiency rating over 5 years.

Outcome: Renville County Average County Bridge Sufficiency Rating 75/100. This is a new performance Measure for 2015.

5. **Performance Measure: Behavioral Risk Factor Surveillance System Rating**
Performance Goal: To attain high quality and longer lives free from preventable disease, disability, injury and premature death in Renville County and to promote quality of life, healthy development and healthy behaviors across all life stages.
Outcome: Percentage of sexually active students who reported always using a condom 56.5% (2013 MN Student Health Survey Result). Percentage of students reporting, in the past 7 days, how many times they ate vegetables: 4 or more per day, 3%; 4-6 times in the last 7 days, 18.88%; None in 7 days 13%. Renville County premature death rate (under 75 years, adjusted rate 2009 – 2013): Cancer, 100.8; Heart Disease, 54.6; Unintentional Injury, 36.4; Overall numbers no longer available.
6. **Performance Measure: Workforce Participation Rate**
Performance Goal: To increase the workforce participation rate over 5 years.
Outcome: Workforce participation rate for Renville County was 40.6.
7. **Performance Measure: Percentage of Children where there is a Recurrence of Maltreatment within 12 Months Following Intervention.**
Performance Goal: Maintain a 0% recurrence rate.
Outcome: in 2015, 0% of children had a recurrence of maltreatment within 12 months following intervention.
8. **Performance Measure: Level of Assessment Ration**
Performance Goal: Maintain an acceptable assessment ration between 90% and 105%.
Outcome: Renville County has an overall assessment ration for 2015 of 1.0155 (101.55%) This ration is weighted by property type and based on 2015 Study ANTC Sales rations and NTC's as reported on the 2015 AA.
9. **Performance Measure: Accuracy of Post-Election Audit**
Performance Goal: To maintain 100% accuracy of ballots counted for each election.
Outcome: Results from last election attached.
10. **Performance Measure: Percentage of Veterans Surveyed Who Said Their Questions Were Answered When Seeking Benefit Information from their County Veteran's Service Officer.**
Performance Goal: Maintain 100% positive response.
Outcome: 99.99% (1 no reply)
11. **Performance Measure: Citizens Survey of Renville County Parks**
Performance Goal: Provide outdoor recreation opportunities, while protecting the natural resources of Renville County, for the use, enjoyment, and education of present and future generations.
Outcome:

- 83.54 % of respondents state that the overall opinion of maintenance of the parks they visited was excellent or very good.
- 89.87 % of respondents replied that their overall opinion of the Renville County Park System was excellent or very good.

Dated: June 29, 2016

Sara Folsted

Sara Folsted, Renville County Administrator

Post Election Review Results

2014 State General Election
 Tuesday, November 4, 2014

County - Renville

Printed: 11/19/2014 2:55 PM
 Printed By: kpgaa65

Renville County

Precinct: 0035 - BROOKFIELD TWP.

Office: U.S. Senator

Candidate Name	Total Votes	Total Hand-Counted Votes	Total Unadjusted Difference *	Total Explained Difference	Total Adjusted Difference	Explanation
STEVE CARLSON	6	6	0	0	0	
MIKE MCFADDEN	48	48	0	0	0	AB/MB:
AL FRANKEN	13	13	0	0	0	
HEATHER JOHNSON	0	0	0	0	0	
BLANK FOR OFFICE	0	0	0	0	0	
OVER / DEFECTIVE FOR OFFICE	0	0	0	0	0	
WRITE-IN**	0	0	0	0	0	
Totals	67	67	0	0	0	

Final Results Difference of not more than 2 votes with 400 or fewer votes cast **ACCEPTABLE**


Renville County

Precinct: 0035 - BROOKFIELD TWP.

Office: U.S. Representative District 7

Candidate Name	Total Votes	Total Hand-Counted Votes	Total Unadjusted Difference *	Total Explained Difference	Total Adjusted Difference	Explanation
TORREY WESTROM	38	38	0	0	0	AB/MB:
COLLIN C. PETERSON	28	28	0	0	0	
BLANK FOR OFFICE	1	1	0	0	0	
OVER / DEFECTIVE FOR OFFICE	0	0	0	0	0	
WRITE-IN**	0	0	0	0	0	
Totals	67	67	0	0	0	

Final Results Difference of not more than 2 votes with 400 or fewer votes cast **ACCEPTABLE**



Precinct: 0035 - BROOKFIELD TWP.

Office: Governor & Lt Governor

Renville County

Candidate Name	Total Votes	Total Hand-Counted Votes	Total Unadjusted Difference *	Total Explained Difference	Total Adjusted Difference	Explanation
HANNAH NICOLLET AND TIM GIESEKE	5	5	0	0	0	
JEFF JOHNSON AND BILL KUISLE	52	52	0	0	0	AB/MB:
MARK DAYTON AND TINA SMITH	9	9	0	0	0	
CHRIS HOLBROOK AND CHRIS DOCK	0	0	0	0	0	
CHRIS WRIGHT AND DAVID DANIELS	0	0	0	0	0	
BLANK FOR OFFICE	0	0	0	0	0	
OVER / DEFECTIVE FOR OFFICE	1	1	0	0	0	
WRITE-IN**	0	0	0	0	0	
Totals	67	67	0	0	0	

Final Results Difference of not more than 2 votes with 400 or fewer votes cast **ACCEPTABLE**

Precinct: 0085 - FRANKLIN

Office: U.S. Senator

Renville County

Candidate Name	Total Votes	Total Hand-Counted Votes	Total Unadjusted Difference *	Total Explained Difference	Total Adjusted Difference	Explanation
STEVE CARLSON	8	8	0	0	0	
MIKE MCFADDEN	53	53	0	0	0	AB/MB:
AL FRANKEN	94	94	0	0	0	AB/MB:
HEATHER JOHNSON	3	3	0	0	0	
BLANK FOR OFFICE	3	3	0	0	0	
OVER / DEFECTIVE FOR OFFICE	0	0	0	0	0	
WRITE-IN**	1	1	0	0	0	
Totals	162	162	0	0	0	

Final Results Difference of not more than 2 votes with 400 or fewer votes cast **ACCEPTABLE**

Larry Jacobs

Precinct: 0085 - FRANKLIN

Renville County

Office: U.S. Representative District 7

Candidate Name	Total Votes	Total Hand-Counted Votes	Total Unadjusted Difference *	Total Explained Difference	Total Adjusted Difference	Explanation
TORREY WESTROM	56	56	0	0	0	AB/MB:
COLLIN C. PETERSON	98	98	0	0	0	AB/MB:
BLANK FOR OFFICE	7	7	0	0	0	
OVER / DEFECTIVE FOR OFFICE	0	0	0	0	0	
WRITE-IN**	1	1	0	0	0	
Totals	162	162	0	0	0	

Final Results Difference of not more than 2 votes with 400 or fewer votes cast **ACCEPTABLE**

Precinct: 0085 - FRANKLIN


Renville County

Office: Governor & Lt Governor

Candidate Name	Total Votes	Total Hand-Counted Votes	Total Unadjusted Difference *	Total Explained Difference	Total Adjusted Difference	Explanation
HANNAH NICOLLET AND TIM GIESEKE	15	15	0	0	0	AB/MB:
JEFF JOHNSON AND BILL KUISLE	57	57	0	0	0	AB/MB:
MARK DAYTON AND TINA SMITH	78	78	0	0	0	AB/MB:
CHRIS HOLBROOK AND CHRIS DOCK	2	2	0	0	0	
CHRIS WRIGHT AND DAVID DANIELS	4	4	0	0	0	
BLANK FOR OFFICE	5	5	0	0	0	
OVER / DEFECTIVE FOR OFFICE	0	0	0	0	0	
WRITE-IN**	1	1	0	0	0	
Totals	162	162	0	0	0	

Final Results Difference of not more than 2 votes with 400 or fewer votes cast **ACCEPTABLE**

* Total Unadjusted Difference is the sum of Unadjusted Difference for polling place votes and Unadjusted Difference for absentee/mail ballot votes. It will not always equal the difference between Total Votes and Total Hand Counted Votes.



Larry Jacobs, Ren. Co. Auditor-Treasurer