

**BOARD OF COUNTY COMMISSIONERS  
SCOTT COUNTY, MINNESOTA**

<b>Date:</b>	June 16, 2015
<b>Resolution No.:</b>	2015-110
<b>Motion by Commissioner:</b>	Wolf
<b>Seconded by Commissioner:</b>	Beard

**RESOLUTION NO. 2015-110; REPORTING PROGRESS ON THE STANDARD MEASURES PROGRAM DEVELOPED BY THE COUNCIL ON LOCAL RESULTS AND INNOVATION**

WHEREAS, in 2010, the Legislature created the Council on Local Results and Innovation; and

WHEREAS, in 2011, the Council released a standard set of ten performance measures for counties and cities that will aid residents, taxpayers, and state and local elected officials in determining the effectiveness of counties and cities in providing services, and measure residents' opinions of those services; and

WHEREAS, cities and counties that choose to participate in the State's standards measure program are eligible for a reimbursement in LGA, and exemption from levy limits; and

WHEREAS, in June 2011, Scott County authorized by resolution participation in the standard measures program, officially adopting the 10 performance standards developed by the Council; and

WHEREAS, Scott County has developed its own performance measurement system that is strategically aligned to the County's Goal, Vision and Mission as set by the County Board in 2011 (called Delivering What Matters); and

WHEREAS, Scott County plans to report the results of the 10 adopted measures to residents before the end of the calendar year through publication in the County SCENE, postings on the County website, and through a public hearing at which budget and levy will be discussed and public input allowed; and


WHEREAS, Scott County will use the results from the 2013 Residential Survey administered by National Research Center to report on some of the adopted measures.

NOW THEREFORE BE IT RESOLVED that the Board of Commissioners in and for the County of Scott, Minnesota, hereby reports progress on the Standard Measures Program developed by the Council on Local Results and Innovation.

COMMISSIONERS	VOTE			
Wagner	<input checked="" type="checkbox"/> Yes	<input type="checkbox"/> No	<input type="checkbox"/> Absent	<input type="checkbox"/> Abstain
Wolf	<input checked="" type="checkbox"/> Yes	<input type="checkbox"/> No	<input type="checkbox"/> Absent	<input type="checkbox"/> Abstain
Menden	<input checked="" type="checkbox"/> Yes	<input type="checkbox"/> No	<input type="checkbox"/> Absent	<input type="checkbox"/> Abstain
Marschall	<input checked="" type="checkbox"/> Yes	<input type="checkbox"/> No	<input type="checkbox"/> Absent	<input type="checkbox"/> Abstain
Ulrich	<input checked="" type="checkbox"/> Yes	<input type="checkbox"/> No	<input type="checkbox"/> Absent	<input type="checkbox"/> Abstain

State of Minnesota)  
County of Scott )

I, Gary L. Shelton, duly appointed qualified County Administrator for the County of Scott, State of Minnesota, do hereby certify that I have compared the foregoing copy of a resolution with the original minutes of the proceedings of the Board of County Commissioners, Scott County, Minnesota, at their session held on the 16th day of June, 2015 now on file in my office, and have found the same to be a true and correct copy thereof.  
Witness my hand and official seal at Shakopee, Minnesota, this 16th day of June, 2015.

  
 \_\_\_\_\_  
 \_\_\_\_\_

County Administrator  
Administrator's Designee



---

# Scott County

## 2014 Performance Measures and Indicators Report



# Delivering What Matters

## **GOAL**

Safe, Healthy, and Livable Communities

## **VISION**

Scott County: Where individuals, families, and businesses thrive.

- Citizens are connected to their community, safe within their homes, and confident their needs will be met.
- People have access to quality health services and support a clean environment.
- Communities value a range of services for citizens of all ages in learning, work, home, mobility, and recreation.

## **MISSION**

To advance safe, healthy, and livable communities through citizen-focused services.

## **VALUES**

- Provide a supportive organizational culture
- Develop strong public partnerships
- Manage challenges and opportunities
- Assure long term fiscal stability
- Emphasize excellence in Customer Service

## **OBJECTIVES**

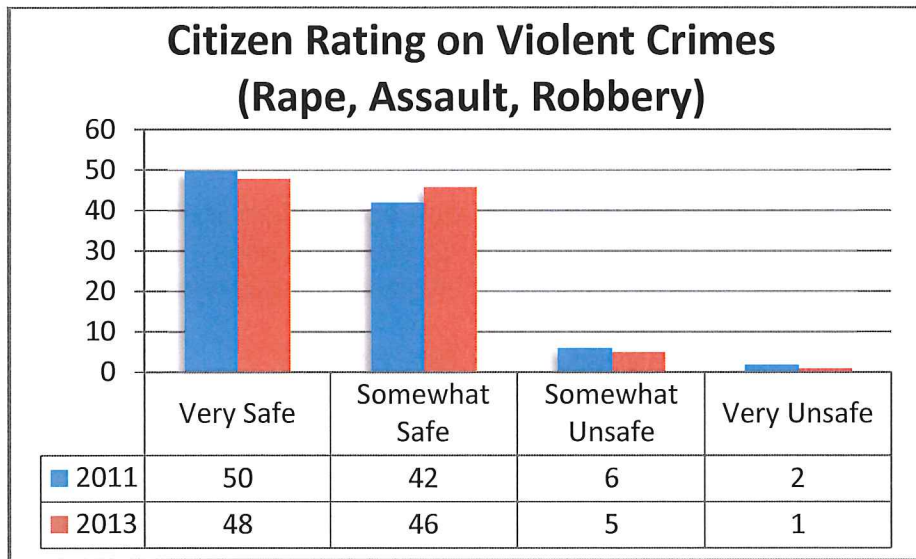
- Provide the level of services necessary to support a safe and healthy community
- Assure long term fiscal stability through process efficiencies, workforce development and technology investments
- Create a climate that supports a thriving economy and a healthy vibrant community

# 1 Public Safety

Maintaining a safe, healthy and livable community is the top goal of Scott County. To track progress toward this goal, the following two public safety measures are being reported.

## A. Citizens' Rating of Safety in the Community

Citizens' rating, or perception, of safety in Scott County is an important measure to track over time. According to the 2013 Resident Survey, 507 survey respondents said when it comes to violent crimes - such as rape, assault, or robbery – they felt: 48% very safe, 46% somewhat safe, 5% somewhat unsafe, and 1% very unsafe. The chart below compares survey results on this measure in 2011 and 2013. (Source: Scott County Residential Survey, Report of Results – 2011/2013)



# 1 Public Safety, continued

---

## **B. Crash Data on County roads**

A critical component of Scott County's mission is to maximize the safe and effective operation of the county's highways. Motor vehicle accidents and fatalities are tracked statewide according to a number of variables, including seatbelt usage, vehicle type, road conditions, time of day, and driver impairment. When a fatal crash occurs on the county system, county staff promptly review the nature of the crash and develop any necessary safety recommendations to reduce the chance of similar crashes occurring in the future.

In 2012, the total number of crashes that occurred on Scott County State Aid highways and County roads was 440. Of the 440 crashes, 2 involved fatalities, 61 involved injuries; another 118 crashes involved possible injuries.

In 2013, the total number of crashes that occurred on Scott County State Aid highways and County roads was 474. Of the 474 crashes, 5 involved fatalities, 59 involved injuries; another 133 crashes involved possible injuries.

In 2014, the total number of crashes that occurred on Scott County State Aid highways and County roads was 414. Of the 414 crashes, 2 involved fatalities, 52 involved injuries; another 99 crashes involved possible injuries.

(Source: Minnesota Crash Mapping Analysis Tool - MnCMAT)

## 2 Public Works

Maintaining a safe, healthy and livable community is the top goal of Scott County. To track progress toward this goal, the following two public works measures are being reported.

### A. Pavement Condition Index

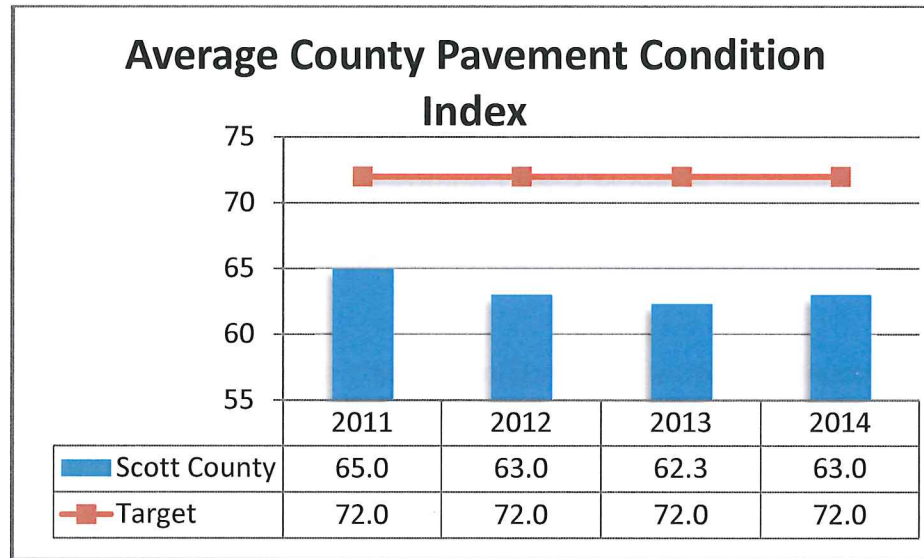
Road pavement is one of Scott County’s larger public investments. Maintaining road pavement in a good condition is important from both a driver’s standpoint and from the County’s desire to ensure this investment lasts for a long period of time.

The county monitors the condition of every segment of the county highway system. A rating of the surface quality of the pavement is known as the pavement condition index (PCI) which uses a scale of 0 to 100. The table below describes the condition, remaining life, and rehabilitation options for seven ranking categories. This rating helps Scott County make informed decisions about future repairs and road construction.

PCI - Description			
PCI	Description	Remaining Life	Rehabilitation Options
86-100	Good	15-25 Years	Little or no maintenance required
71-85	Satisfactory	12-20 Years	Routine maintenance – patching, crack sealing with surface treatments
56-70	Fair	10-15 Years	Thin overlays, hot mix rubberized asphalt overlays
41-55	Poor	7-12 Years	Routine moderate to thick overlays
26-40	Very Poor	5-10 Years	High percentage of surface to full reconstruction
11-25	Serious	0-5 Years	High percentage reconstruction with possible subgrade stabilization
0-10	Failed	None	Complete reconstruction

The average of the PCI values shows trends in the overall condition of County roads. Looking at this measure over time in this way can show the results of the County's financial and policy decisions regarding funding for roads.

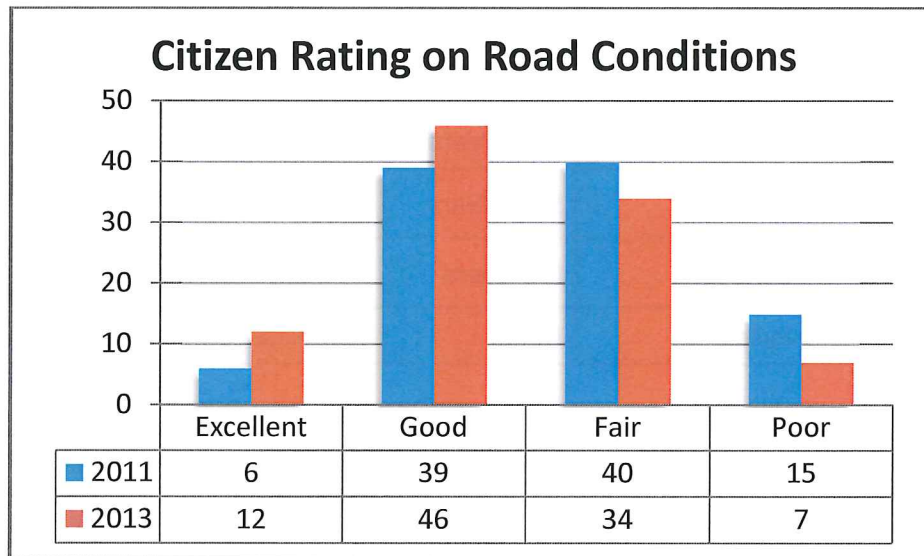
## 2 Public Works, continued



(Source: ICON Goodpoint software annually; MnDOT every 3 years)

### B. Citizens' Rating of County Road Conditions

Citizens' rating, or perception, of the County's road conditions is an important measure. According to the 2013 Resident Survey, residents rated county road conditions: 12% excellent, 46% good condition, 34% fair, and 7% poor.



(Source: Scott County Residential Survey, Report of Results – 2011/2013)

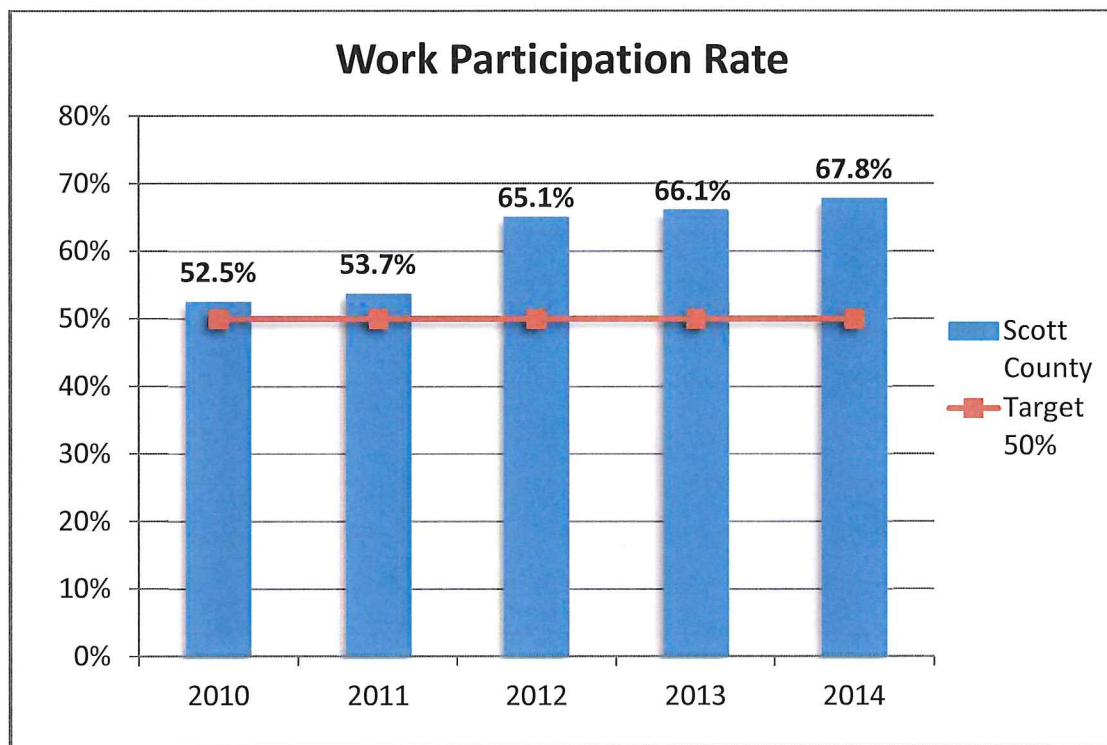


### 3 Public Health/Social Services

Maintaining a safe, healthy and livable community is the top goal of Scott County. To track progress toward this goal, the following three public health/social services measures are being reported.

#### A. Workforce Participation Rate

The Minnesota Family Investment Program, or MFIP, is the state’s welfare reform program for low-income families with children. MFIP helps families move to work. The Workforce Participation Rate is an important process measurement of MFIP recipients’ engagement in work activities. Work activities include resume and skill building, training, and work. The Workforce Participation Rate among MFIP recipients has a federal target of 50 percent. (Source: Minnesota Department of Human Services, Minnesota Family Investment Program Management Indicators Report)

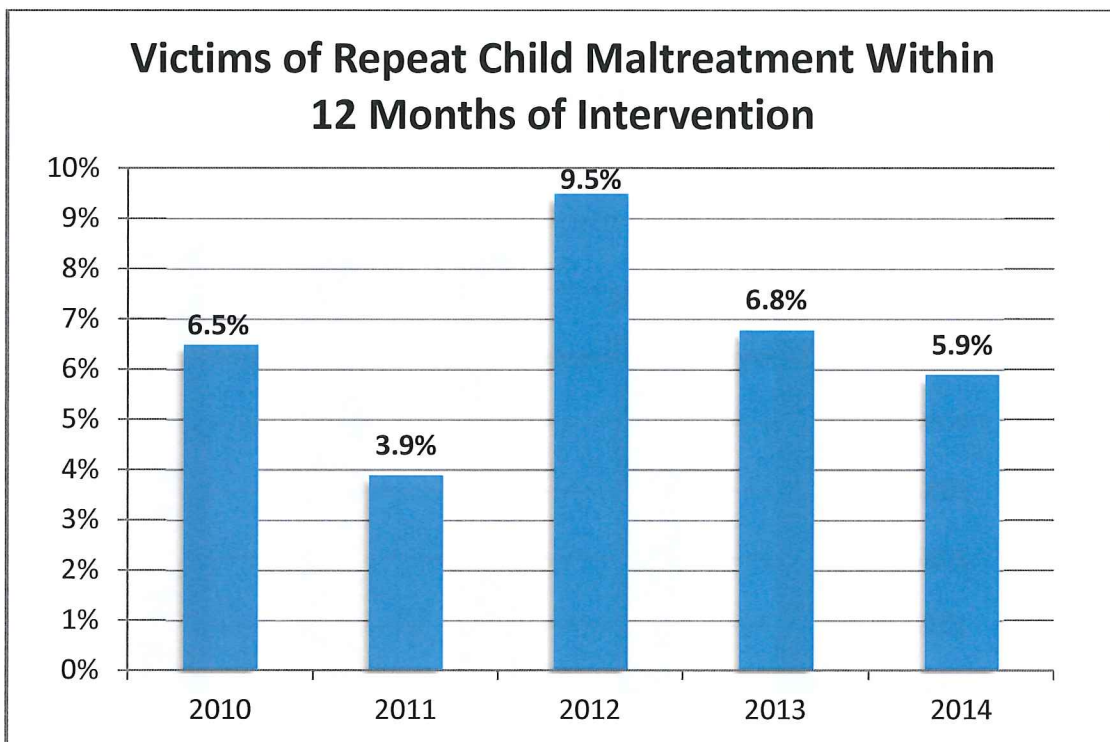


### 3 Public Health/Social Services, cont.

#### B. Child Protection

In child protection, recurrence of maltreatment is an important measurement of child safety. The data in the chart below accounts for children in which abuse or neglect took place in the year prior to the year shown, so that the year shown represents the timeframe of the repeated maltreatment. In 2014, the percentage of children where there was a recurrence of maltreatment within 12 months following an intervention was 5.9%. The 2014 percentage represents 3 children with a recurrence of maltreatment and 48 without a recurrence.

(Source: Social Services Information System (SSIS) Charting & Analysis)



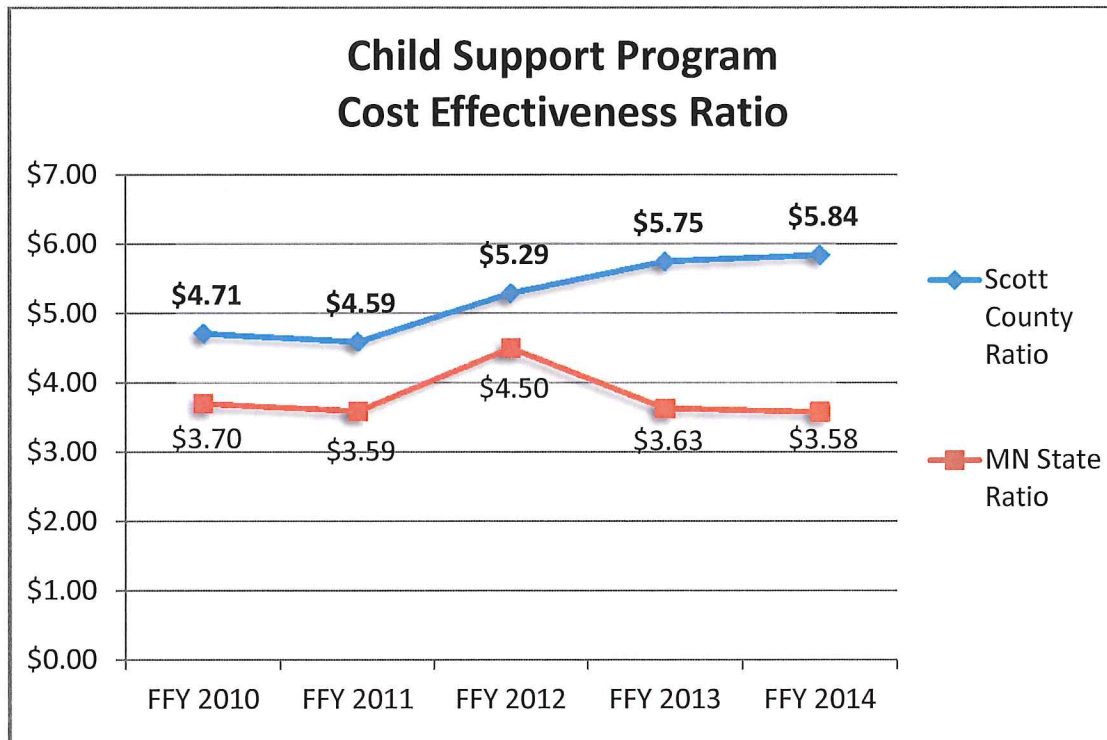
### 3 Public Health/Social Services, cont.

#### C. Child Support Program

The amount of child support dollars collected and dispersed by Scott County is very important to maintain the financial stability of the families being served. The Child Support program strives to ensure that custodial parents have the resources necessary to raise a child. The program Cost Effectiveness Ratio reflects both the amount of money collected and the cost to administer the child support program.

The Cost Effectiveness Ratio is defined as the total dollars collected during the federal fiscal year divided by the total dollars spent providing child support services during the same year. The federal fiscal year is defined as the year beginning October 1<sup>st</sup> of the year prior though September 30<sup>th</sup> of the year shown.

(Source: MN Department of Human Services, Minnesota Child Support Performance Report)

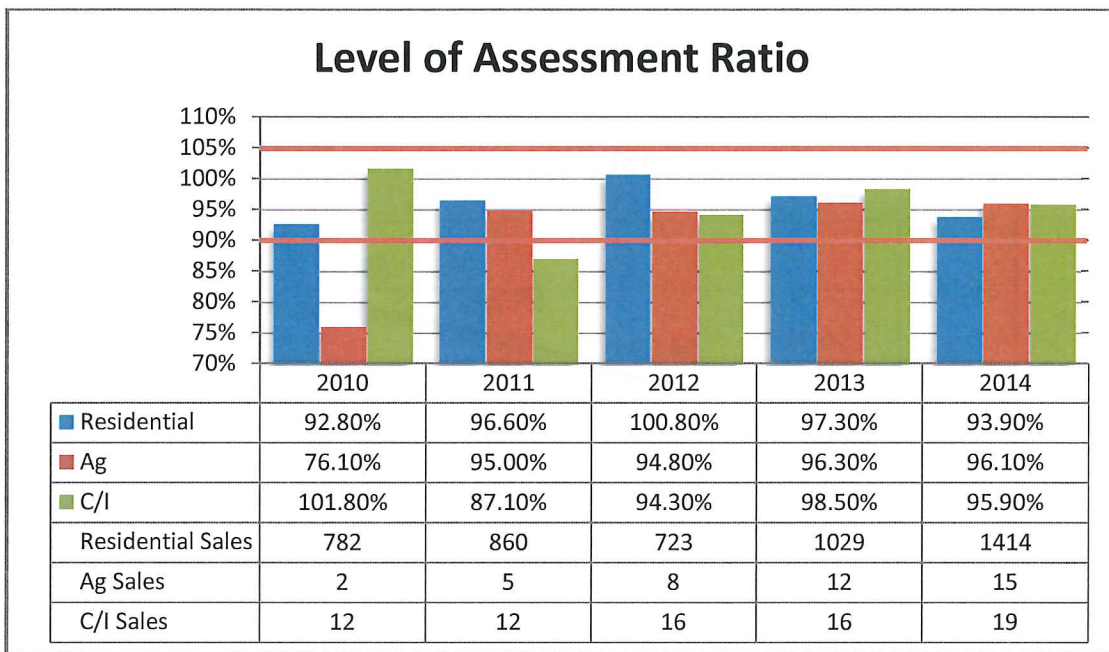


# 4 Property Records, Valuation, Assessment

Maintaining a safe, healthy and livable community is the top goal of Scott County. To track progress toward this goal, the following property records, valuation, assessment measure is being reported.

### Level of Assessment Ratio

The level of assessment ratio is based on the difference between a property’s assessed value and the actual sale price of the property. The ratio measures the quality and accuracy of the County’s property value assessments. If the ratio moves outside the 15% range established under Minnesota statutes, the state would require Scott County to revalue all property within the non-compliant ratio category. There are three types of assessment ratios: *Residential, Seasonal, Recreational; Agricultural, Rural Vacant Land; and Commercial, Industrial*. If the median ratio falls between 90% and 105%, the level of assessment is determined to be acceptable.



(Source: Scott County Taxation Department, Minnesota Department of Revenue)

## 5 Elections

Maintaining a safe, healthy and livable community is the top goal of Scott County. To track progress toward this goal, the following elections measure is being reported.

### Accuracy of Post-Election Audit

After every State General Election, Minnesota counties perform a Post-Election Audit of election results returned by the optical scan ballot counters used in the state. The review is a hand count of the ballots for each eligible election in the precinct compared with the results from the voting system used in the precinct. In 2014, the Post-Election Review results were completed for the offices of U.S. Senator, U.S. Representative, Lt. Governor, and Governor.

Percentage of Accuracy	
2010	99.9483%
2012	99.6818%
2014	99.9987%

(Source: Scott County ballots/precinct summary)

## 6 Veterans Services

Maintaining a safe, healthy and livable community is the top goal of Scott County. To track progress toward this goal, the following veterans services measure is being reported.

### Veteran Expenditures

Scott County Veterans Services proudly serves Veterans and their families who seek assistance with local, state, and federal benefits. County Veteran Services Offices are the primary source of contact for all veteran benefits and services.

Annual Scott County Veteran Expenditures	
2011	\$42.88 million
2012	\$40.90 million
2013	\$43.15 million
2014	\$52.27 million

(Source: US Dept of Veterans Affairs)

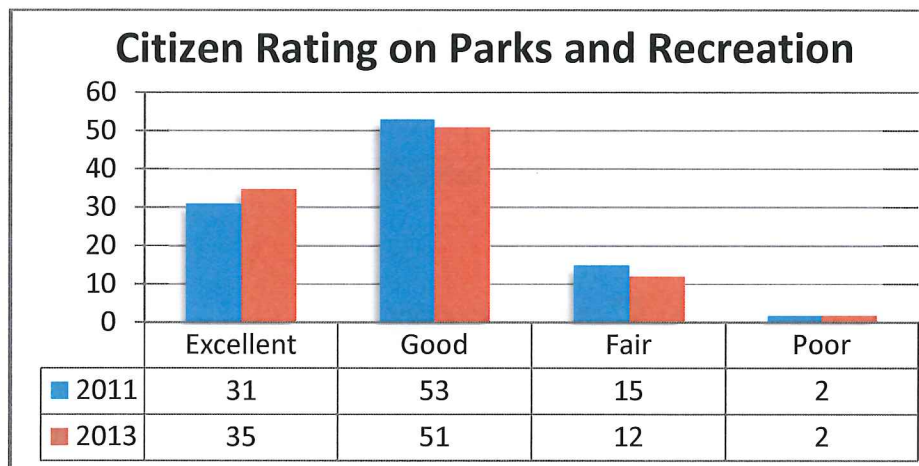
[Note: There was a change to how the funding formula was applied between 2011 and 2012.]

# 7 Parks / Libraries

Maintaining a safe, healthy and livable community is the top goal of Scott County. To track progress toward this goal, the following two parks and libraries measures are being reported.

## A. Quality of County Parks

Resident’s rating, or perception, of county parks, recreational programs, and/or facilities in Scott County is an important measure to track over time. According to the 2013 Resident Survey, 484 respondents rated County parks and programs: 35% excellent, 51% good, 12% fair, and 2% poor. The chart below compares survey results in 2011 and 2013. (Source: Scott County Residential Survey, Report of Results – 2011/2013)



## B. Annual Library Visits

The Scott County Library System is a service-oriented network of community libraries enriching the life of the community and open to everyone. Their mission is to support and encourage lifelong learning and the desire to read by offering a diverse and up-to-date collection of materials and by connecting people to local and global resources. The total number of visits to the County’s seven libraries, over time, provides a measure of how well they are meeting public needs. This measure is particularly important when evaluating library hours and new library facilities in the community.

Annual Visits per 1,000 residents	
2011	4,320
2012	4,016
2013	3,605
2014	3,680

(Source: Door counter, computer analytics)

## 8 Budget / Financial

---

Maintaining a safe, healthy and livable community is the top goal of Scott County. To track progress toward this goal, the following budget/financial measure is being reported.

### **Bond Rating**

Scott County works diligently on behalf of citizens to ensure sound and effective fiscal planning. Evidence of this can be found in our *Bond Rating*, which is a rating of the County's credit quality as deemed by investors (Note – AAA and AA1 are considered very high quality; C is considered low quality):

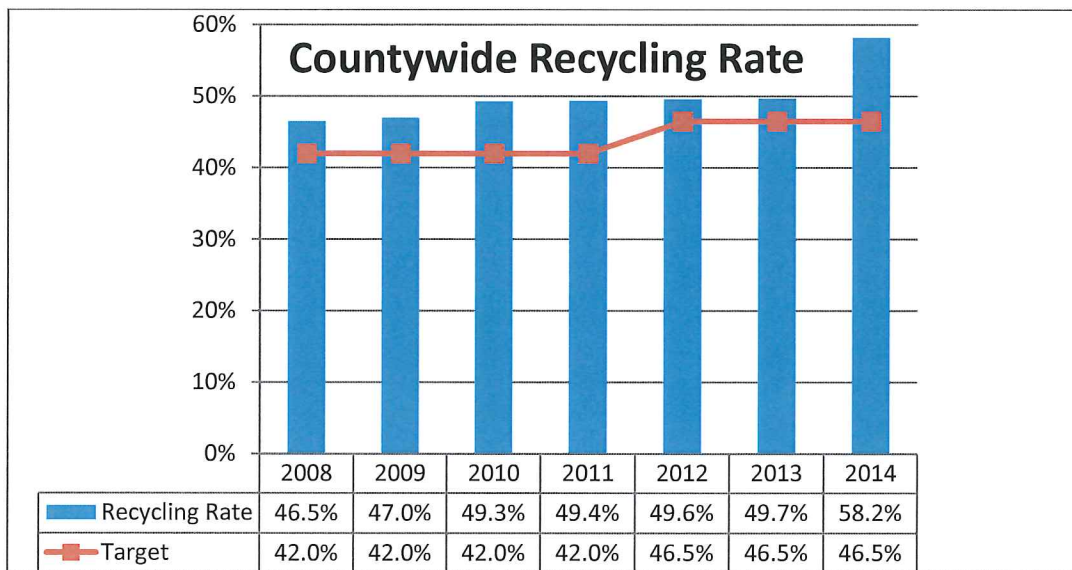
<b>Annual Bond Rating</b>	
2011	AA1
2012	AA1
2013	AA1
2014	AA1

# 9 Environment

Maintaining a safe, healthy and livable community is the top goal of Scott County. To track progress toward this goal, the following two environment measures are being reported.

## A. Recycling Percentage

Recycling reduces pollution, saves energy, reduces solid waste and improves both Minnesota’s environment and economy. The County recycling rate is calculated by dividing the total amount of municipal solid waste generated by the total amount of municipal solid waste recycled. The chart below shows recycling rates for the past five years.



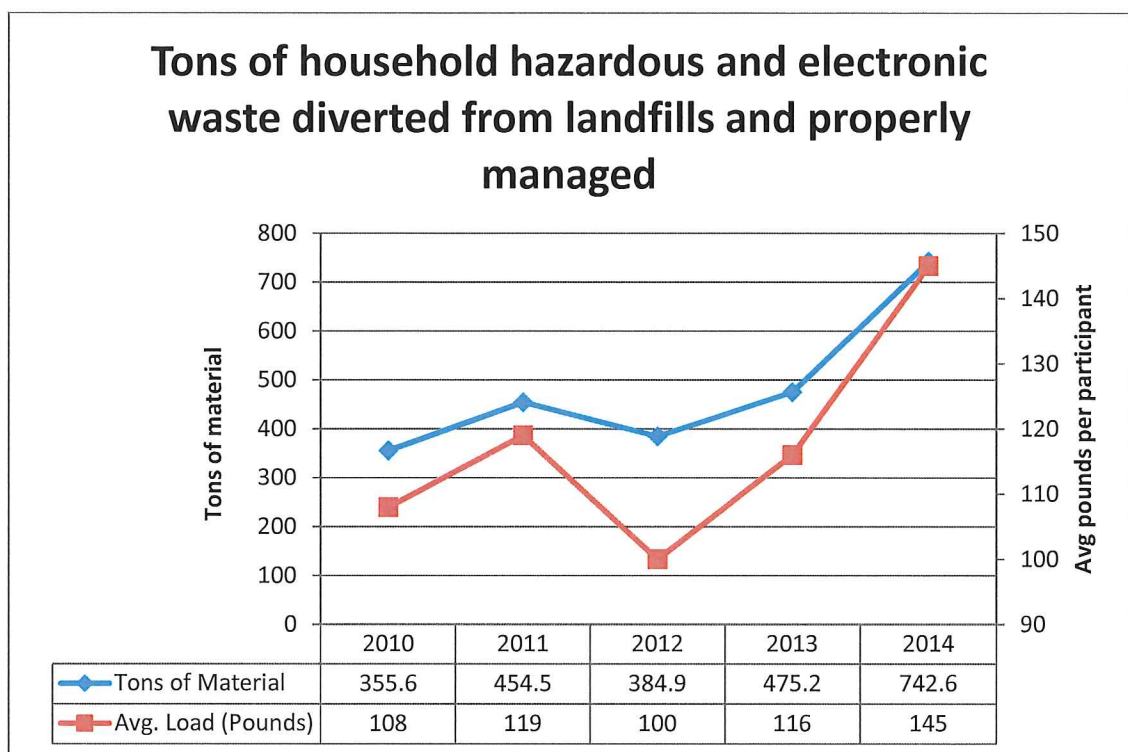
(Source: Access Database, SCORE reports)



# 9 Environment, cont.

## B. Hazardous Household Waste Collected

When hazardous waste is thrown in the trash or poured down the drain, it can contaminate the soil and water supply, posing a threat to human health and the environment. The County’s household hazardous waste facility provides a long-term and safe solution for the disposal of these items. The chart below shows collection data for the past three years.



(Source: Scott County Environmental Health and Inspections, Year-end reports)

