

RESOLUTION NO. 2018-06-75

**RESOLUTION OF THE CITY OF ST. CLOUD, MINNESOTA
APPROVING PARTICIPATION IN THE PERFORMANCE
MEASUREMENT PROGRAM ESTABLISHED BY THE COUNCIL ON
LOCAL RESULTS AND INNOVATION**

WHEREAS, the Council on Local Results and Innovation established by the Minnesota Legislature has implemented a voluntary performance measurement and reporting program; and

WHEREAS, benefits to the City of St. Cloud for participation include a reimbursement of \$0.14 per capita annually and exemption from levy limits for taxes, if levy limits are in effect; and

WHEREAS, the Council on Local Innovations and Results has established a standard set of measurements for cities to adopt and report; and

WHEREAS, the City has adopted and implemented at least 10 of the measures in order to satisfy the program's requirements.

NOW, THEREFORE, BE IT RESOLVED, by the St. Cloud City Council;

The City of St. Cloud will report the results of the performance measures to its citizenry by the end of the year through publication, direct mailing, posting on the city's website, or through a public hearing at which the budget and levy will be discussed and public input allowed.


BE IT FURTHER RESOLVED, the City Council of St. Cloud will submit to the Office of the State Auditor the actual results of the performance measures adopted by the City.

ADOPTED by the St. Cloud City Council on the 18th day of June 2018.



Dave Kleis, Mayor

ATTEST:

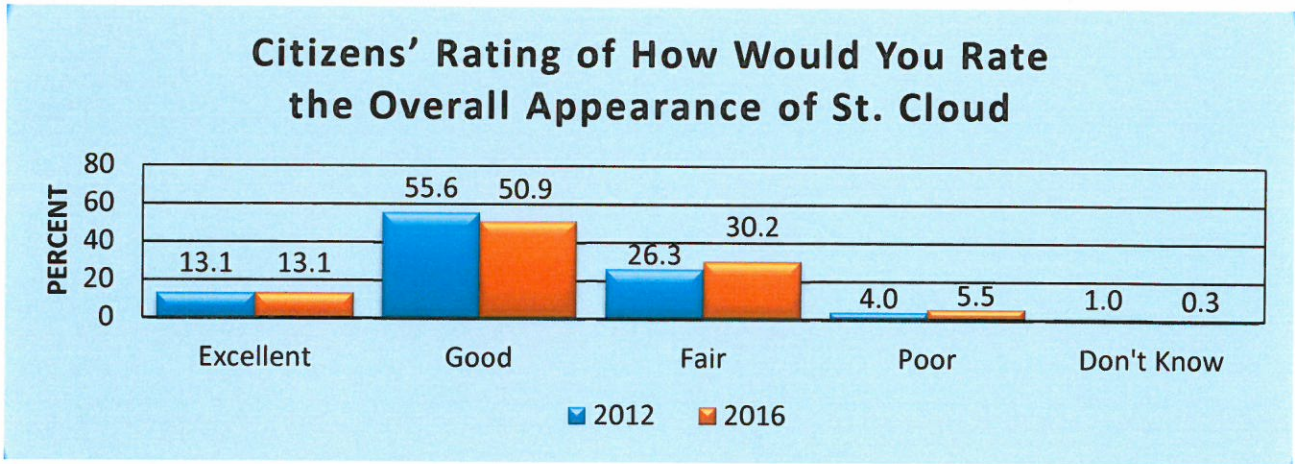


Seth Kauffman, City Clerk



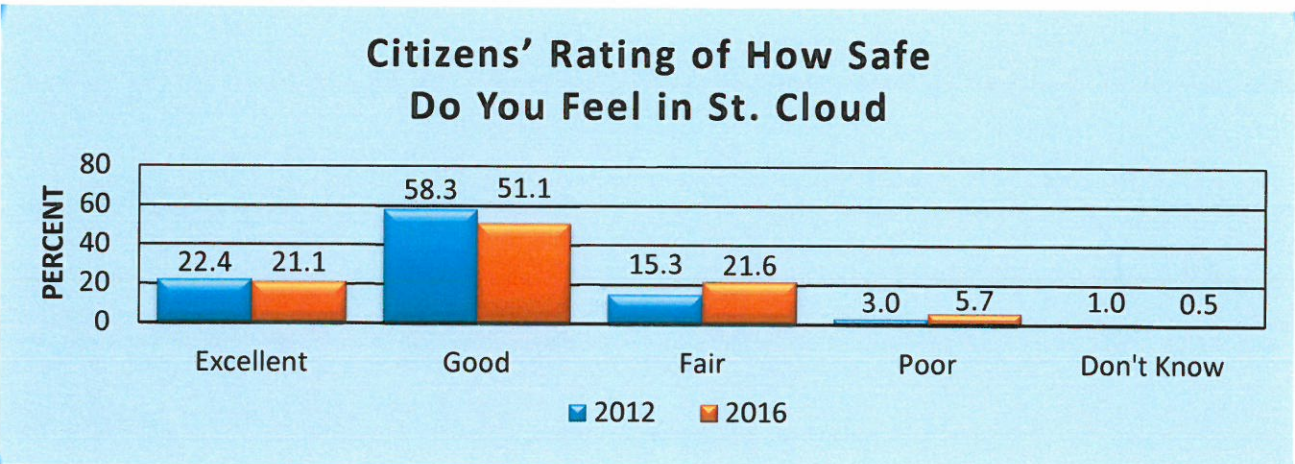
GENERAL

Measure	2015	2016	2017
Percent Change in the Taxable Property Market Value	1.93%	2.85%	3.67%
Number of Library Visits per 1,000 Population	7,822	7,010	7,038
Bond Rating	AA+	AA+	AA+



POLICE SERVICES

Measures	2015	2016	2017
Part 1 Crime Rates	3,519	3,086	3,044
Part 2 Crime Rates	3,879	3,969	4,040
Part 1 Crime Clearance Rates	33.30%	34.10%	N/A
Part 2 Crime Clearance Rates	64.60%	66.30%	N/A

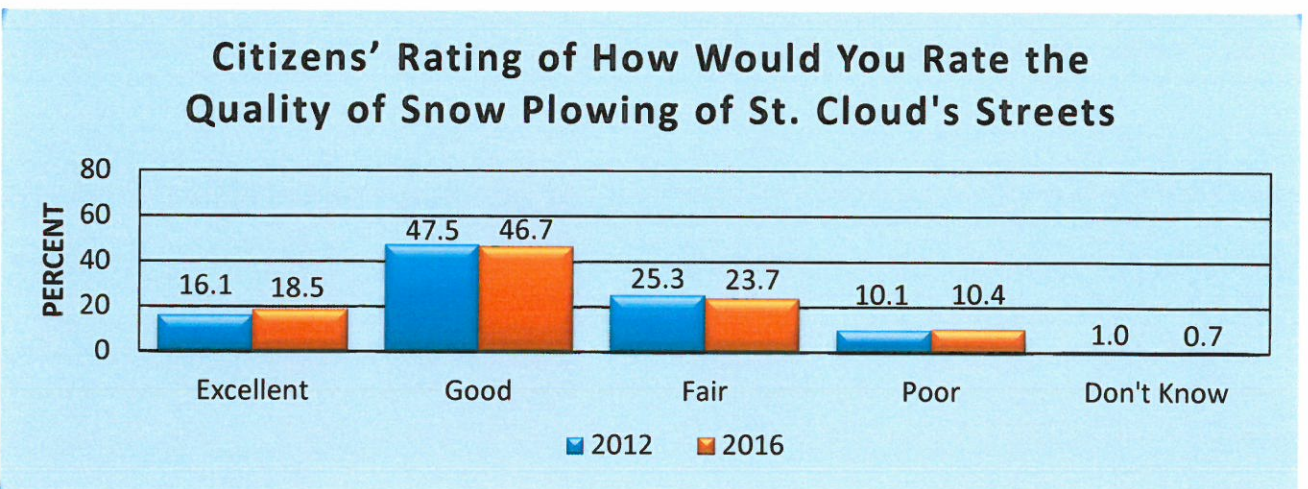
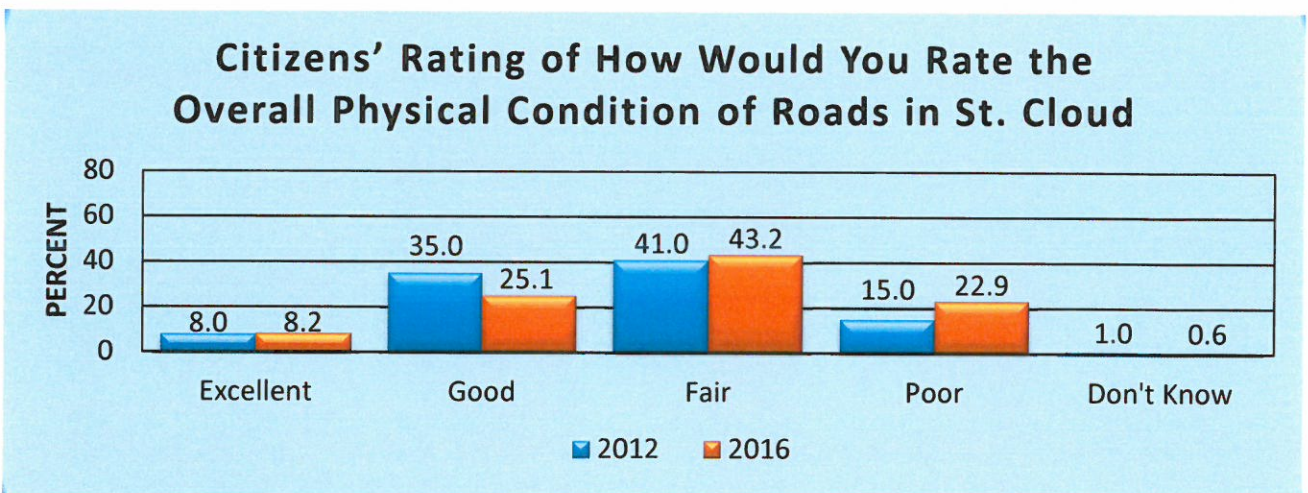


FIRE AND EMS SERVICES

Measures	2015	2016	2017
Insurance Industry Rating of Fire Services	3	3	3
Average Fire Response Time (Minutes)	4.08	5.09	5.16
Fire Calls per 1,000 Population	2.13	1.78	2.97
Number of Fires with Loss Resulting in Investigation	34	36	40
EMS Calls per 1,000 Population	30.10	41.10	63.79

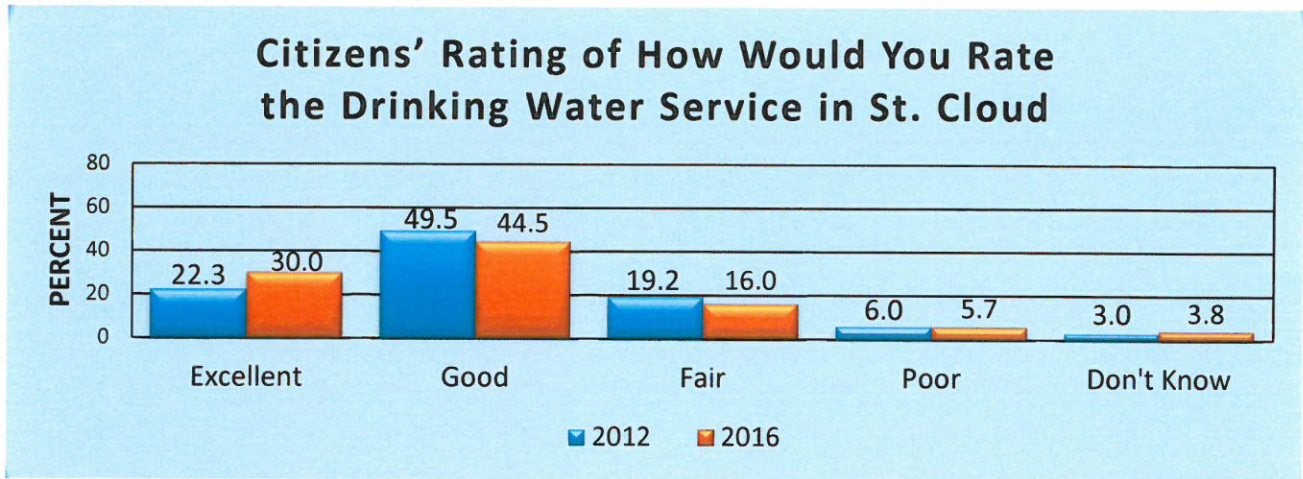
STREETS

Measures	2015	2016	2017
Average City Street Pavement Condition Rating (PCI)	65.60	68.41	67.96



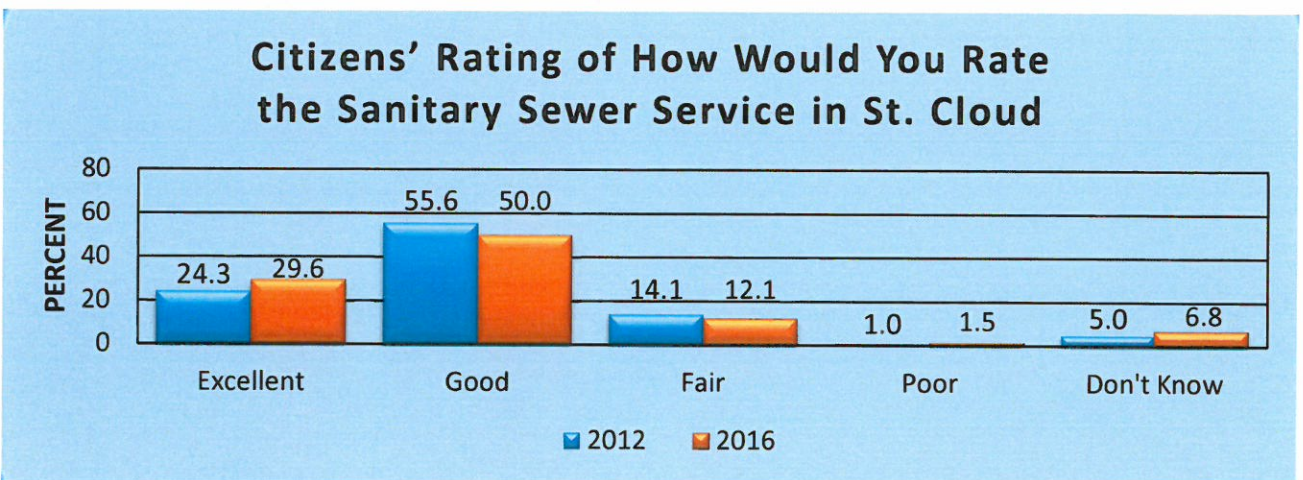
WATER

Measures	2015	2016	2017
Operating Cost per 1,000,000 Gallons of Water Pumped/Produced	\$1,189	\$1,247	\$1,301



SANITARY SEWER

Measures	2015	2016	2017
Number of Sewer Blockages on City System per 100 Connections	15	13	13



PARKS AND RECREATION

Citizens' Rating of How Would You Rate the Parks and Recreation Opportunities in St. Cloud

