

RESOLUTION NO. 2023-06-053

**RESOLUTION OF THE CITY OF ST. CLOUD, MINNESOTA
APPROVING PARTICIPATION IN THE PERFORMANCE
MEASUREMENT PROGRAM ESTABLISHED BY THE COUNCIL ON
LOCAL RESULTS AND INNOVATION**

WHEREAS, the Council on Local Results and Innovation established by the Minnesota Legislature has implemented a voluntary performance measurement and reporting program; and

WHEREAS, benefits to the City of St. Cloud for participation include a reimbursement of \$0.14 per capita annually and exemption from levy limits for taxes, if levy limits are in effect; and

WHEREAS, the Council on Local Innovations and Results has established a standard set of measurements for cities to adopt and report; and

WHEREAS, the City has adopted and implemented at least 10 of the measures in order to satisfy the program's requirements.

NOW, THEREFORE, BE IT RESOLVED, by the St. Cloud City Council;

The City of St. Cloud will report the results of the performance measures to its citizenry by the end of the year.


BE IT FURTHER RESOLVED, the City Council of St. Cloud will submit to the Office of the State Auditor the actual results of the performance measures adopted by the City.

ADOPTED by the St. Cloud City Council on the 12th day of June 2023.



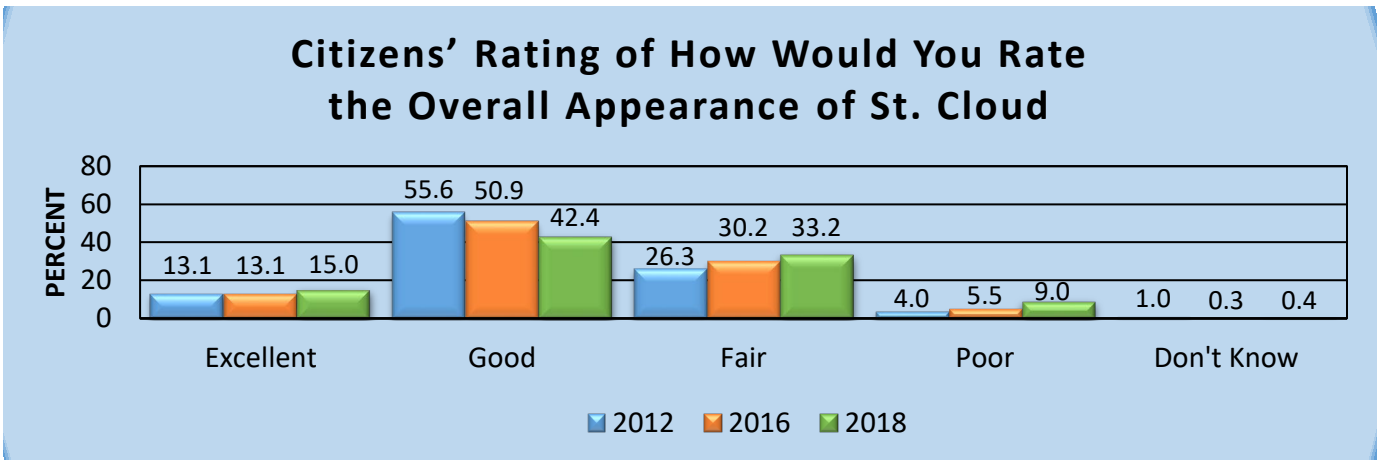
Dave Kleis, Mayor

ATTEST:


Seth Kauffman, City Clerk

GENERAL

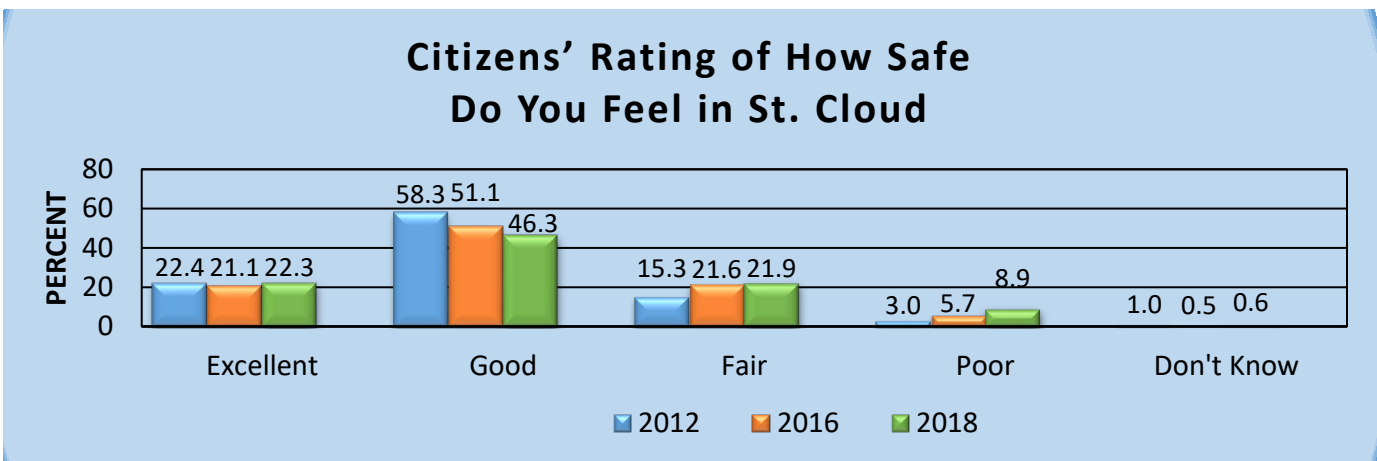
Measure	2019	2020	2021	2022
Percent Change in the Taxable Property Market Value	5.20%	4.20%	5.31%	2.93%
Number of Library Visits per 1,000 Population	5,814	1,955	3,680	4,160
Bond Rating	AA+	AA+	AA+	AA+



POLICE SERVICES

Measures	2019	2020	2021	2022
Crimes Against Person Clearance Rates	NA	NA	79.00%	79.00%
Crimes Against Property Clearance Rates	NA	NA	22.00%	26.00%
Crimes Against Society Clearance Rates	NA	NA	91.00%	93.00%
Total	NA	NA	43.00%	45.00%

Beginning in 2021, the St. Cloud Police Department is using the National Incident-Based Report System (NIBRS)



FIRE AND EMS SERVICES

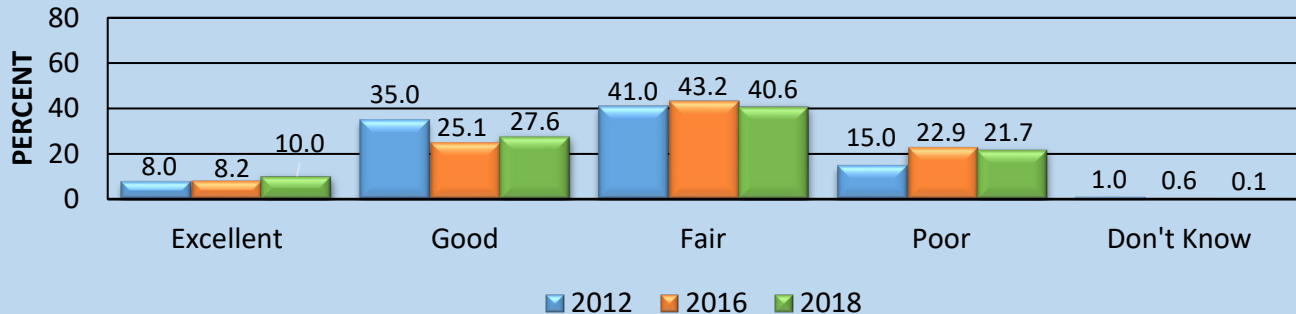
Measures	2019	2020	2021	2022
Insurance Industry Rating of Fire Services	3	3	3	3
Average Fire Response Time (Minutes)	5.08	5.15	5.02	5.05
Fire Calls per 1,000 Population	2.99	3.87	3.63	2.87
Number of Fires with Loss Resulting in Investigation	23 [^]	97	81	72
EMS Calls per 1,000 Population	71.14	71.11	81.72	84.60

[^]Investigated by Fire Marshal's Office

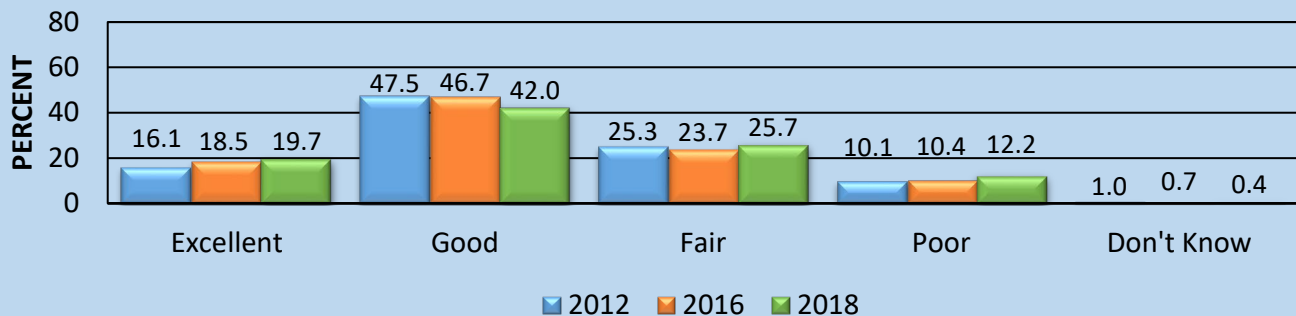
STREETS

Measures	2019	2020	2021	2022
Average City Street Pavement Condition Rating (PCI)	70.00	67.00	68.00	70.00

Citizens' Rating of How Would You Rate the Overall Physical Condition of Roads in St. Cloud

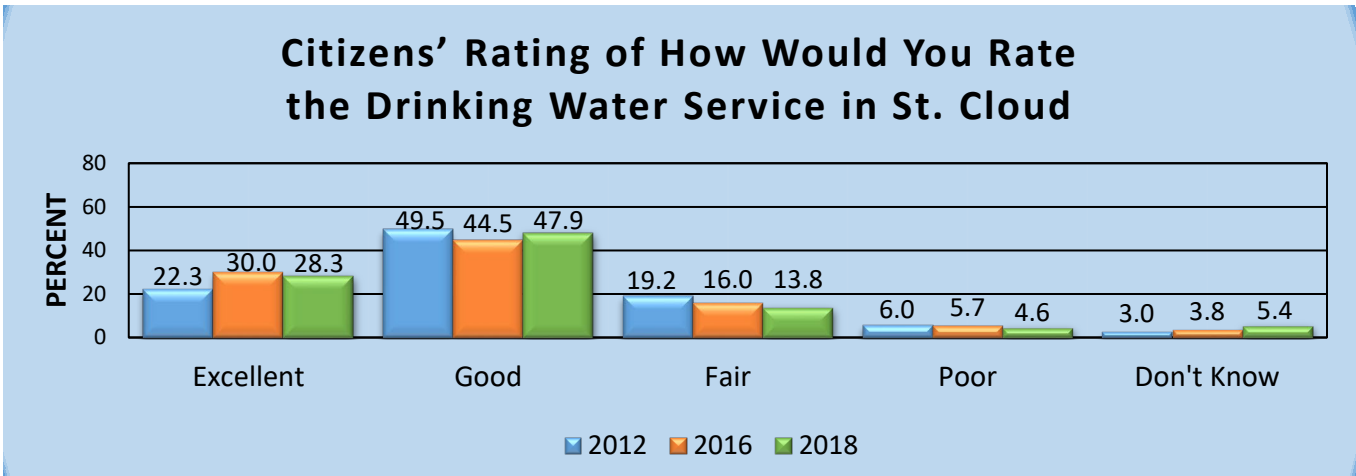


Citizens' Rating of How Would You Rate the Quality of Snow Plowing of St. Cloud's Streets



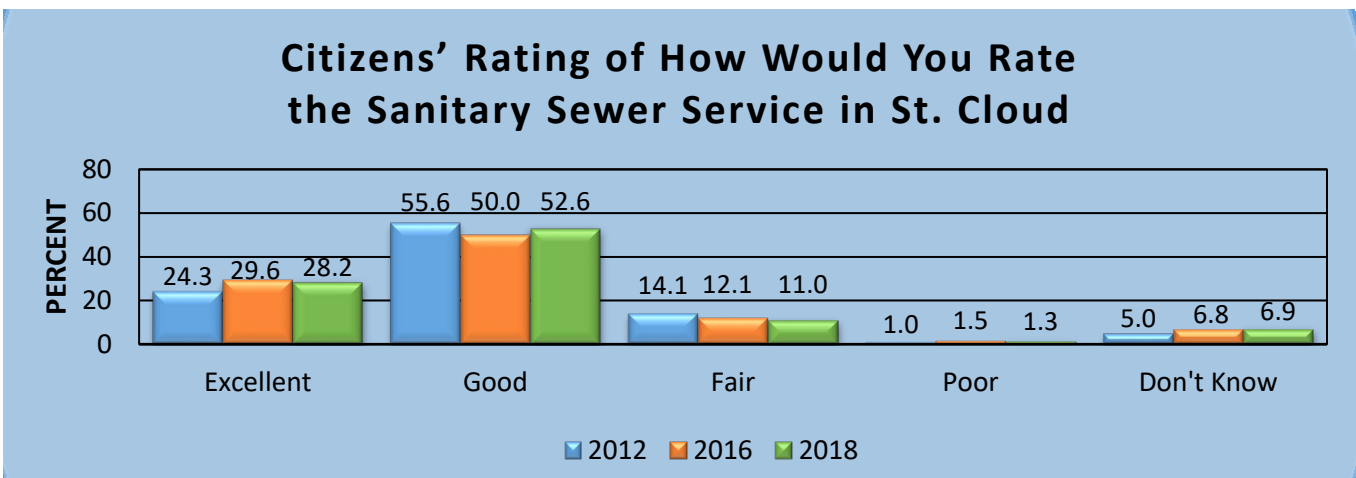
WATER

Measures	2019	2020	2021	2022
Operating Cost per 1,000,000 Gallons of Water Pumped/Produced	\$1,031	\$1,049	\$1,071	\$934



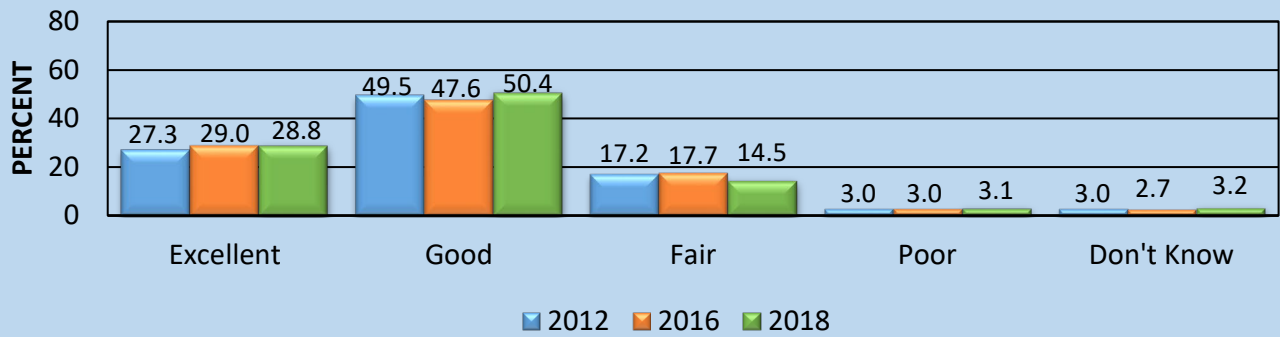
SANITARY SEWER

Measures	2019	2020	2021	2022
Number of Sewer Blockages on City System per 100 Connections	0	7	6	20



PARKS AND RECREATION

Citizens' Rating of How Would You Rate the Parks and Recreation Opportunities in St. Cloud



*Due to covid, no survey was conducted in 2020, it is scheduled for summer of 2023.