

RESOLUTION NO. 3107

RESOLUTION REGARDING THE MONTEVIDEO PERFORMANCE  
MEASUREMENT PROGRAM

WHEREAS, the Legislative Council on Local Results and Innovation have created and released a standard set of ten performance measures for cities, and;

WHEREAS, the City of Montevideo has chosen to participate in the performance measurement program, and;

WHEREAS, the City of Montevideo has adopted and implemented the minimum 10 performance measures developed by the Council on Local Results and Innovation, and;


WHEREAS, the City of Montevideo has implemented a local performance measurement system as developed by the Council on Local Results and Innovation, and;

WHEREAS, the City of Montevideo has reported the results of the 10 adopted measures to its residents before the end of the year through local publication, on the city's website, and at a city council meeting in which results were discussed, and;


WHEREAS, the city will continue to survey its residents each year on the services included in the performance

NOW, THEREFORE, BE IT RESOLVED BY THE CITY COUNCIL OF MONTEVIDEO, MINNESOTA THAT the Montevideo City Council will survey its residents by the end of each calendar year on the services included in the performance benchmarks.

Passed and adopted this 7th day of May, 2012.

  
\_\_\_\_\_  
President-City Council

ATTEST:

  
\_\_\_\_\_  
Glennis A. Savitsen



**CITY OF MONTEVIDEO, MINNESOTA  
2011 PERFORMANCE MEASUREMENT PROGRAM - SURVEY RESULTS**

*In 2010, the MN Legislature created the Council on Local Results & Innovation and charged it with developing ten (10) performance measures for cities. The legislation also directed the State Auditor to administer the Performance Measurement Program by which cities meeting the eligibility requirements would receive funding of 14 cents per capita, up to \$25,000. By completing this survey the city will meet this state requirement.*

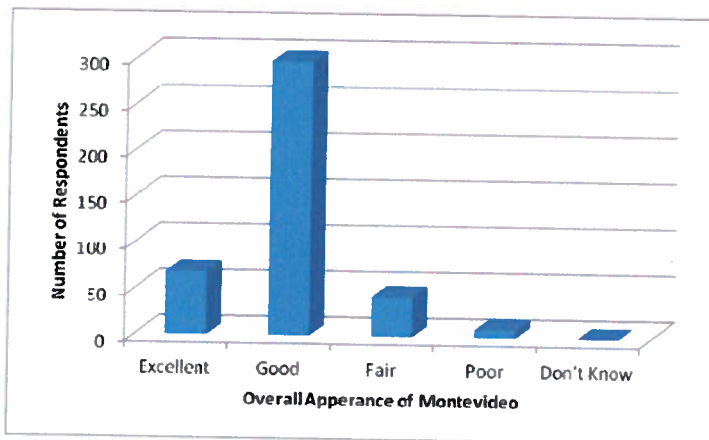
2,100 Surveys Mailed, 424 Returned (20% return rate)

1. How many years have you lived in Montevideo?

	<u>Survey Results</u>	
a) 0-5	(31)	or 7%
b) 6-10	(31)	or 7%
c) 10-20	(65)	or 16%
d) 21-30	(11)	or 11%
e) over 30	(249)	or 59%

2. How would you rate the overall appearance of the city?

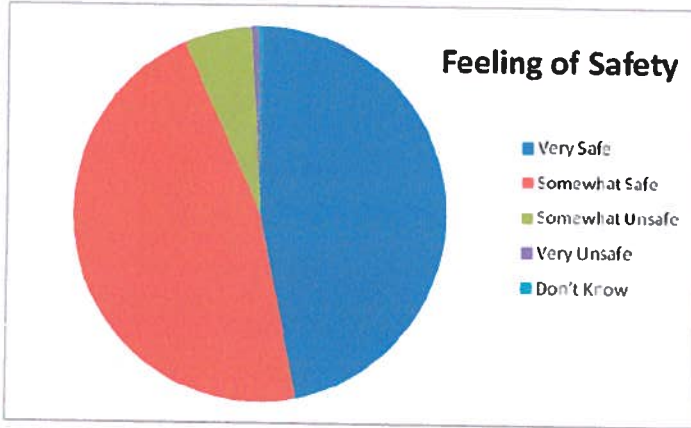
	<u>Survey Results</u>	
a) Excellent	(68)	or 16%
b) Good	(297)	or 72%
c) Fair	(43)	or 10%
d) Poor	(8)	or 2%
e) Don't know	0	



3. How would you describe your overall feeling of safety in the city?

Survey Results

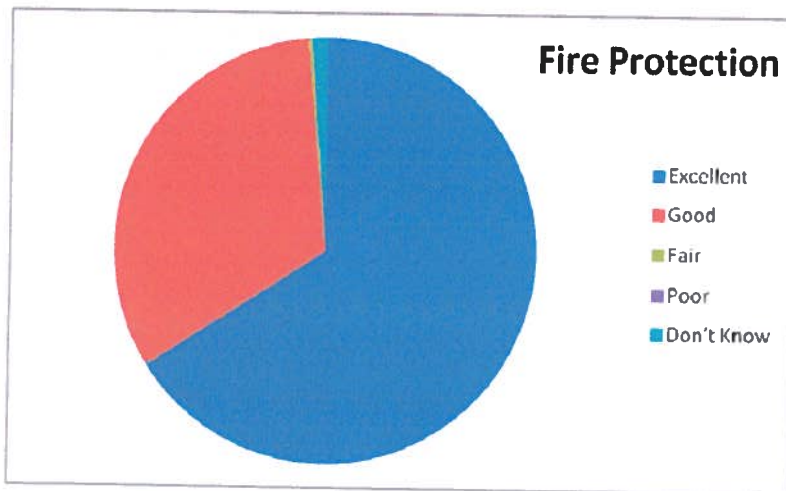
- a) Very safe (193) or 47%
- b) Somewhat safe (192) or 47%
- c) Somewhat unsafe (24) or 6%
- d) Very unsafe (3) or less than 1%
- e) Don't know (1) or less than 1%



4. How would you rate the overall quality of fire protection services in the city?

Survey Results

- a) Excellent (258) or 63%
- b) Good (128) or 32%
- c) Fair (1) or less than 1%
- d) Poor (0)
- e) Don't know (5) or less than 1%



5. How would you rate the overall condition of city streets?

Survey Results

- a) Excellent (15) or 4%
- b) Good (176) or 43%
- c) Fair (165) or 40%
- d) Poor (50) or 12%
- e) Don't know (1) or less than 1%



6. How would you rate the overall quality of snowplowing on city streets?

Survey Results

- a) Excellent (111) or 27%
- b) Good (206) or 51%
- c) Fair (67) or 16%
- d) Poor (24) or 6%
- e) Don't know (5) or less than 1%

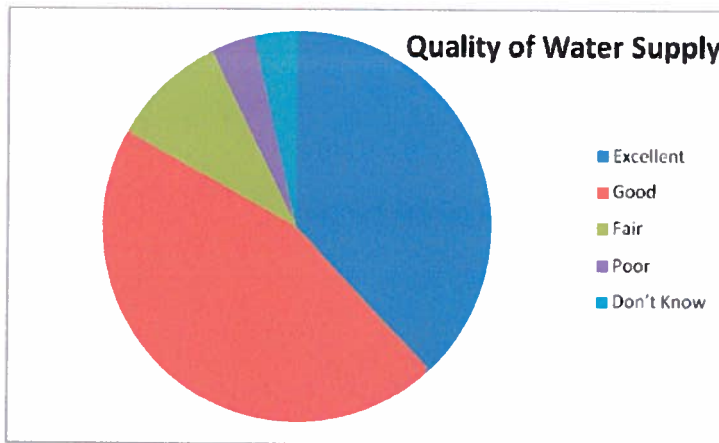


7. How would you rate the dependability and overall quality of city sanitary sewer service?

		<u>Survey Results</u>
a)	Excellent	(146) or 35%
b)	Good	(217) or 53%
c)	Fair	(24) or 6%
d)	Poor	(4) or less than 1%
e)	Don't know	(24) or 6%

8. How would you rate the dependability and overall quality of the city water supply?

		<u>Survey Results</u>
a)	Excellent	(157) or 38%
b)	Good	(187) or 45%
c)	Fair	(40) or 9%
d)	Poor	(15) or 4%
e)	Don't know	(15) or 4%



9. How would you rate the overall quality of city recreational programs and facilities?  
 (e.g., parks, trails, park facilities, etc.)

<u>Survey Results</u>		
a)	Excellent	(149) or 36%
b)	Good	(233) or 56%
c)	Fair	(16) or 4%
d)	Poor	(4) or 1%
e)	Don't know	(11) or 3%



10. How would you rate the overall quality of services provided by the city?

<u>Survey Results</u>		
a)	Excellent	(103) or 25%
b)	Good	(252) or 61%
c)	Fair	(48) or 12%
d)	Poor	0
e)	Don't know	(7) or 2%

